

# On the Impact of Security Vulnerabilities in the npm and RubyGems Dependency Networks

Ahmed Zerouali · Tom Mens ·  
Alexandre Decan · Coen De Roover

Received: date / Accepted: date

**Abstract** The increasing interest in open source software has led to the emergence of large package distributions of reusable software libraries, such as npm and RubyGems. These software packages can be subject to security vulnerabilities that may expose dependent packages through explicitly declared dependencies. This article empirically studies security vulnerabilities affecting npm and RubyGems packages. We analyse how and when these vulnerabilities are discovered and fixed, and how their prevalence changes over time. We also analyse how vulnerable packages expose their direct and indirect dependents to vulnerabilities. We distinguish between two types of dependents: packages distributed via the package manager, and external GitHub projects. Compared to RubyGems, we observe that the number of vulnerabilities is increasing faster in npm, but vulnerabilities are also discovered faster in npm. For both package distributions, the time required to discover vulnerabilities is increasing, but npm is improving the time needed to fix vulnerabilities. A large proportion of external GitHub projects are exposed to vulnerabilities coming from direct or indirect dependencies. Around one out of three direct vulnerable dependencies to which projects or packages are exposed could be avoided, if software developers would update their dependencies to more recent releases within the same major release range.

**Keywords:** security vulnerabilities, npm, RubyGems, vulnerable packages

---

A. Zerouali and C. De Roover  
Vrije Universiteit Brussel, Brussels, Belgium  
E-mail: ahmed.zerouali@vub.be, coen.de.roover@vub.be

T. Mens and A. Decan  
Université de Mons, Mons, Belgium  
E-mail: tom.mens@umons.ac.be, alexandre.decan@umons.ac.be

## 1 Introduction

Due to the increasing popularity and use of open source software (OSS), a large number of OSS ecosystems have emerged, containing huge collections of interdependent software components, and supported by large communities of contributors. Typical examples of such ecosystems are package distributions for specific programming languages (e.g., npm for JavaScript, PyPI for Python, RubyGems for Ruby), totalling millions of interdependent reusable libraries maintained by hundreds of thousands of developers, and used by millions of software projects in a daily basis.

There is a risk that security vulnerabilities linger in the packages of a distribution. Dependent software systems are exposed to the same vulnerabilities as the packages they depend on [1, 2]. Moreover, a single vulnerable package may affect a considerable fraction of the ecosystem, as package distributions are known to form huge and tightly interconnected dependency networks [3]. The problem of software that becomes exposed due to vulnerabilities in its dependent packages is considered as one of the OWASP top-10 application security risks [4]. There are many examples of such cases. For example, in November 2018 the widely used npm package `event-stream` was found to depend on a malicious package named `flatmap-stream`<sup>1</sup> containing a Bitcoin-siphoning malware. The `event-stream` package is very popular netting roughly 2 million downloads a week. Just because it was used as a dependency in `event-stream`, the malicious `flatmap-stream` package was downloaded millions of times since its inclusion in September 2018 and until its discovery and removal.

Having vulnerable packages in package distributions will not only affect packages that depend on them within these distributions, but also external software that relies on these vulnerable packages. According to a study carried out by Snyk [5], one of the leading companies in analysing and detecting software vulnerabilities in Node.js and Ruby packages, 77% of the 430k websites they studied run at least one front-end package with a known security vulnerability in place.

The main objective of this paper is to study the impact of security vulnerabilities both on packages that are shared through package distributions, and on projects distributed via GitHub that rely on such packages. We do not restrict our study to a single package distribution, but conduct a comparative study of the npm and the RubyGems package distributions. We answer the following research questions:

- **How many packages are vulnerable?** ( $RQ_0$ )
- **How long does it take to discover a vulnerability?** ( $RQ_1$ )
- **How long does it take to fix a vulnerability?** ( $RQ_2$ )
- **To which extent do dependencies propagate vulnerabilities?** ( $RQ_3$ )
- **How are dependents exposed to vulnerabilities?** ( $RQ_4$ )
- **Do exposed dependents upgrade their vulnerable dependencies when a vulnerability fix is released?** ( $RQ_5$ )

---

<sup>1</sup> <https://github.com/dominictarr/event-stream/issues/116>

The remainder of this article is structured as follows: Section 2 discusses related work and highlights the differences to previous studies. Section 3 explains the research method and the data extraction process, and presents a preliminary analysis of the selected dataset. Section 4 empirically studies the research questions for the npm and RubyGems package distributions. Section 5 highlights the novel contributions, discusses our findings, and outlines possible directions for future work. Section 6 discusses the threats to the validity of this work and Section 7 concludes.

## 2 Related work

*Package dependency networks.* Software dependency management and package dependency networks have been subject to many research studies for different software ecosystems. Wittern et al. [6] examined the npm ecosystem in an extensive study that covers package descriptions, the dependencies among them, download metrics, and the use of npm packages in publicly available repositories. One of their findings is that the number of npm packages and their updates is growing superlinearly. They also observed that packages are increasingly connected through dependencies. More than 80% of npm packages have at least one direct dependency. Kikas et al. [7] analysed the dependency network structure and evolution of the JavaScript, Ruby, and Rust package distributions. One of their findings is that the number of transitive dependencies for JavaScript has grown by 60% in 2016. They also found that the negative consequences of removing a popular package (e.g., the left-pad incident <sup>2</sup>) are increasing. In a more extensive study, Decan et al. [8] empirically compared the impact of dependency issues in the npm, CRAN and RubyGems package distributions. A follow-up study [3] expanded this comparison with four more distributions, namely CPAN, Packagist, Cargo and NuGet. They observed important differences between the considered ecosystems that are related to ecosystem specific factors. Similarly, Bogart et al. [9] performed multiple case studies of three software ecosystems with different tooling and philosophies toward change (Eclipse, CRAN, and npm), to understand how developers make decisions about change and change-related costs and what practices, tooling, and policies are used. They found that the three ecosystems differ significantly in their practices, policies and community values.

*Security vulnerabilities.* Software vulnerabilities are discovered on a daily basis and it is essential to identify and fix them as soon as possible. This explains the many studies conducted by software engineering researchers on the matter (e.g., [10–14]). Several researchers observed that outdated dependencies are a potential source of security vulnerabilities.

Cox et al. [15] analysed 75 Java projects that manage their dependencies through Maven. They observed that projects using outdated dependencies

---

<sup>2</sup> <https://github.com/left-pad/left-pad/issues/4>

were four times more likely to have security issues and backward incompatibilities than systems that were up-to-date. Gkortzis et al. [16] studied the relationship between software reuse and security threats by empirically investigating 1,244 open-source Java projects to explore the distribution of security vulnerabilities between the code created by developers and the code reused through dependencies. Based on a static analysis of the source code, they observed that large projects are associated with a higher number of potential vulnerabilities. Additionally, they found that the number of dependencies in a project is strongly correlated to its number of vulnerabilities.

Ponta et al. [17] presented a code-centric and usage-based approach to detecting and assessing OSS vulnerabilities, and to determining their reachability through direct and transitive dependencies of Java applications. Their combination of static and dynamic analysis improves upon the state of the art which commonly considers dependency meta-data only without verifying to which dependents the vulnerability actually propagates. The Eclipse Steady tool instantiates the approach, and has been shown to report fewer false positives (i.e., vulnerabilities that do not really propagate to dependencies) than earlier tools. In a similar vein, Zapata et al. [18] carried out an empirical study that analysed vulnerable dependency migrations at the function level for 60 JavaScript packages. They provided evidence that many outdated projects are free of vulnerabilities as they do not really rely on the functionality affected by the vulnerability. Because of this, the authors claim that security vulnerability analysis at package dependency level is likely to be an overestimation.

Decan et al. [2] conducted an empirical analysis of 399 security vulnerabilities reported in the npm package dependency network containing over 610k JavaScript packages in 2017. They analysed how and when these vulnerabilities are discovered and fixed, and to which extent this affects directly dependent packages. They did not consider the effect of vulnerabilities on transitive dependents, nor did they study the impact on external GitHub projects depending on npm packages. They observed that it often takes a long time before an introduced vulnerability is discovered. A non-negligible proportion of vulnerabilities (15%) are considered to be more risky because they are fixed only *after* public announcement of the vulnerability, or not fixed at all. They also found that the presence of package dependency constraints plays an important role in vulnerabilities not being fixed, mainly because the imposed constraints prevent fixes from being installed.

Zimmermann et al. [19] studied 609 vulnerabilities in npm packages, providing evidence that this ecosystem suffers from single points of failure, i.e., a very small number of maintainer accounts could be used to inject malicious code into the majority of all packages (e.g., the `event-stream` incident <sup>3</sup>). This problem increases with time, and unmaintained packages threaten large code bases, as the lack of maintenance causes many packages to depend on vulnerable code, even years after a vulnerability has become public. They studied the

---

<sup>3</sup> [https://www.theregister.com/2018/11/26/npm\\_repo\\_bitcoin\\_stealer/](https://www.theregister.com/2018/11/26/npm_repo_bitcoin_stealer/)

transitive impact of vulnerable dependencies, as well as the problems related to lack of maintenance of vulnerable packages.

Alfadel et al. [20] carried out a study on 550 vulnerability reports affecting 252 Python packages from PyPI. They found that the number of vulnerabilities discovered in Python packages increases over time, and some take more than 3 years to be discovered.

Prana et al. [21] analysed vulnerabilities in open-source libraries used by 450 software projects written in Java, Python, and Ruby. Using an industrial software composition analysis tool, they scanned versions of the sample projects after each commit. They found that project activity level, popularity, and developer experience do not translate into better or worse handling of dependency vulnerabilities. As a recommendation to software developers, they highlighted the importance of managing the number of dependencies and of performing timely updates.

*Novelty of our contribution.* The empirical study proposed in this article expands upon previous work in different ways. We conduct a quantitative comparison of vulnerabilities in both the npm and RubyGems package dependency networks based on a more recent dataset of packages and their vulnerabilities (2020). We study the impact of a large set of 2,786 vulnerabilities, of which 2,118 for npm and 668 for RubyGems while grouping them by their severity levels. We also consider dependencies of external GitHub projects on vulnerable npm and RubyGems packages. For the latter, we are the first to study the prevalence, discovery and fixing time of their vulnerabilities. When studying the impact of vulnerable packages on their dependents, we do not only focus on direct dependencies, but also consider the indirect ones. For those indirect dependencies we study the evolution and propagation of vulnerable indirect dependencies at different levels in the dependency tree. Finally, we are the first to compare the vulnerability of packages distributed via package distributions with the vulnerability of GitHub projects that use these packages. We are also the first to report results on how vulnerability discovering and fixing time duration is evolving over time.

### 3 Method and Dataset

#### 3.1 Terminology

This section introduces the terminology used throughout this article. All main terms are highlighted in **boldface**.

**Package distributions** (such as npm and RubyGems) are collections of (typically open source) software **packages**, distributed through some package registry. Each of these packages has one or more **releases**. New releases of a package are called **package updates**.

Each package release is denoted by a unique **version number**. The version number reflects the sequential order of all releases of a package. **Semantic ver-**

**sioning**, hereafter abbreviated as *semver*<sup>4</sup>, proposes a multi-component version numbering scheme **major.minor.patch[-tag]** to specify the type of changes that have been made in a package update. Backward incompatible changes require an increment of the **major** version component, important backward compatible changes (e.g., adding new functionality that does not affect existing dependents) require an increment of the **minor** component, and backward compatible bug fixes require an increment of the **patch** component.

The main purpose of package distributions is to facilitate software reuse. To do so, a package release  $R$  can explicitly declare a **dependency relation** to another package  $P$ .  $R$  will be called a **(direct) dependent** of  $P$ , while  $P$  will be called a **(direct) dependency** of  $R$ . Dependency relations come with **dependency constraints** that specify which releases of the dependency  $P$  are allowed to be selected for installation when  $R$  is installed. Such constraints express a **version range**. For example, constraint `<2.0.0` defines the version range  $[0.0.0, 2.0.0)$ , signifying that *any* release below version 2.0.0 of the dependency is allowed to be installed. The highest available version within this range will be selected for installation by the package manager. Combining *semver* with dependency constraints enables maintainers of dependents to restrict the version range of dependencies to those releases that are expected to be backward compatible [22]. For example, a dependency relation in an npm release  $R$  could express a constraint `~1.2.3` to allow the version range  $[1.2.3, 2.0.0)$  of backward compatible releases. In RubyGems, dependency constraint `~>1.2` would allow the version range  $[1.2.0, 2.0.0)$  of backward compatible releases.

The collection of all package releases and their dependencies in a package distribution forms a **package dependency network**. A release  $R$  is an **indirect dependent** of another release  $D$  if there is a chain of length 2 or longer between them in the dependency network. Conversely  $D$  will be called an **indirect dependency** of  $R$ . We will refer to the union of direct and indirect dependents (respectively, dependencies) of a release as **transitive dependents** (respectively, dependencies) of that release.

In the context of this paper, we only consider a single snapshot of each package distribution when analysing dependency vulnerabilities impacting dependent packages. Because of this, we will occasionally use the terms package and (package) release interchangeably. By abuse of terminology we declare a *package* to be a (direct/indirect) dependent of  $P$  if its latest available *release* in this snapshot depends (directly or indirectly) on  $P$ .

Not only *packages* can depend on other packages within a package dependency network, but the same is true for *external projects* that are developed and/or distributed outside of the package distribution (e.g., on GitHub). By extension of the term dependent package, we use the term **dependent project** to refer to a GitHub repository containing an external software project that (directly or indirectly) depends on one of the packages of the considered pack-

---

<sup>4</sup> See <https://semver.org>

age distribution. For example, the project **Atom**<sup>5</sup> is a dependent of npm package **mocha**<sup>6</sup>. Similarly, **Discourse**<sup>7</sup> is a dependent project of RubyGems package **json**<sup>8</sup>.

A **vulnerability** is a known reported security threat that affects some releases of some packages in the package distribution. The packages will be called **vulnerable packages** and their affected releases will be called **vulnerable releases**. The package’s vulnerability is **fixed** as soon as a package update that is no longer affected by the vulnerability becomes available. A **vulnerable dependency** is a vulnerable release that is used as a dependency by another package or project (directly or indirectly). Vulnerable dependencies can expose their dependents to the vulnerability. We refer to those as **exposed dependents**. We can distinguish between *directly exposed* dependents (if a direct dependency is vulnerable) and *indirectly exposed* dependents (if an indirect dependency is vulnerable). To distinguish between dependent releases and dependent projects that may be exposed, we use the terms **exposed package** (release) and **exposed project**, respectively.

### 3.2 Selected package distributions

In this paper we study the vulnerabilities affecting npm and RubyGems packages. We focus on these package distributions because they both have a community that is actively reporting vulnerabilities to the Snyk database; and both package distributions recommend *semver* for package releases. This section presents the method used to obtain a dataset of npm and RubyGems package releases, their vulnerabilities and a representative dataset of other packages and external projects relying on them.

#### 3.2.1 Vulnerability dataset

To detect vulnerable packages we rely on the database of vulnerability reports of third-party package vulnerabilities collected by Snyk<sup>9</sup>, a continuous security monitoring service. In particular, we consider vulnerability reports that are published in Snyk’s database before 17 April 2020, the day we received a snapshot of the vulnerability database.

Each vulnerability report contains information about the affected package, the range of affected releases, the severity of the vulnerability, its origin (i.e., the package distribution), the date of disclosure, the date when it was published in the database, the range of affected versions, the first fixed version (if available), and the unique CVE identifier.<sup>10</sup> Figure 1 shows an example

<sup>5</sup> <https://github.com/atom/atom/blob/master/package.json>

<sup>6</sup> <https://www.npmjs.com/package/mocha>

<sup>7</sup> <https://github.com/discourse/discourse/blob/master/Gemfile>

<sup>8</sup> <https://rubygems.org/gems/json>

<sup>9</sup> <https://snyk.io/vuln>

<sup>10</sup> CVE = Common Vulnerability and Exposure ([cve.mitre.org](https://cve.mitre.org))

of a vulnerability report of the popular RubyGems package `rest-client`<sup>11</sup>. Vulnerability reports for npm packages contain similar information.

|                                    |                      |
|------------------------------------|----------------------|
| <b>Vulnerability name:</b>         | Malicious Package    |
| <b>Severity:</b>                   | critical             |
| <b>Affected package:</b>           | rest-client          |
| <b>Affected versions:</b>          | >=1.6.10, <1.7.0.rc1 |
| <b>Package manager:</b>            | RubyGems             |
| <b>Discovery date:</b>             | 2019-08-19           |
| <b>Publication date:</b>           | 2019-08-20           |
| <b>Version with the first fix:</b> | 1.7.0.rc1            |
| <b>CVE identifier:</b>             | CVE-2019-15224       |

**Fig. 1** Excerpt of vulnerability report for RubyGems package `rest-client`.

### 3.2.2 Package dependency dataset

Using (the latest) version 1.6.0 of the *libraries.io* Open Source Repository and Dependency Dataset [23] that was released on 12 January 2020, we identified all package releases in the npm and RubyGems package distributions. As this dataset was released several months before the Snyk vulnerability dataset collection, it does not contain releases that are affected by recent vulnerabilities (i.e., those discovered after 12 January 2020). We ignore such releases in the analysis as we do not have information about them. We also identified all external projects, i.e., GitHub repositories that do not correspond to the development history of any of the considered packages, and that are not forked from any other repository, but that depend on packages in the selected distributions.

A manual analysis revealed that *libraries.io* is not always accurate about the dependencies used by external projects. For this reason, we only relied on *libraries.io* to identify the most starred projects, i.e., those who received 90% of all stars within the same ecosystem (npm or RubyGems).<sup>12</sup> To determine the npm and RubyGems package dependencies for these projects, we extracted and analysed their *package.json* and *Gemfile* from GitHub, which are the files in which the dependency metadata is stored for the respective package distributions.

As older package versions are more likely to be exposed to vulnerable packages than recent versions [15,24], which might bias the analysis results, we decided to focus only on the latest available version of each package and on the snapshot of the last commit before 12 January 2020 of each external GitHub project. We also decided to focus only on packages and external projects that have *run-time dependencies*, i.e., development and optional dependencies are ignored. Run-time dependencies are needed to deploy and run the dependent

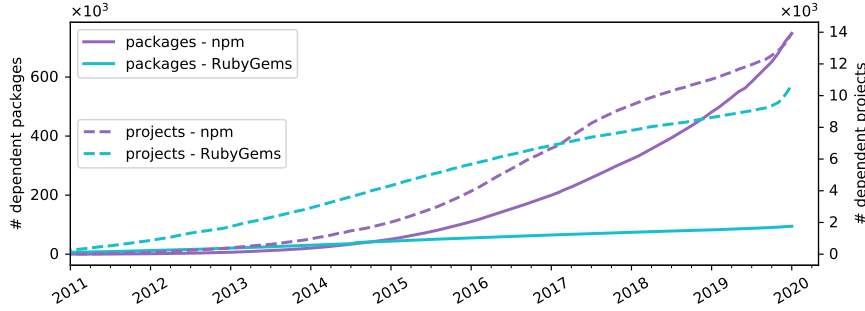
<sup>11</sup> <https://snyk.io/vuln/SNYK-RUBY-RESTCLIENT-459900>

<sup>12</sup> Overall, the selected GitHub projects received 5.37M stars out of 5.96M. The minimum number of stars found in the resulting dataset was 62.



in production, while development dependencies are only needed while the dependent is being developed (e.g., testing dependencies). We ignore the latter in our study because they are unlikely to affect the production environment.

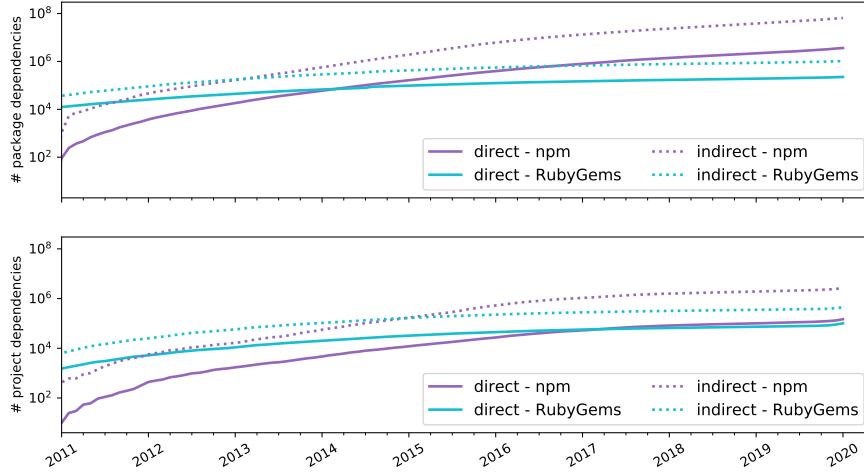
Finally, we selected the latest available releases in *libraries.io* of 842,697 packages and 24,593 external GitHub projects with run-time dependencies. Figure 2 shows the evolution over time of the cumulative number of packages (left y-axis) and external projects (right y-axis) considered in this study, grouped by package distribution.



**Fig. 2** Evolution of the cumulative number of packages (straight lines) and external GitHub projects (dotted lines) for npm and RubyGems

Using the dependency constraint resolver proposed in [22], which supports several package distributions, we determined the appropriate version of packages to be installed for each dependent according to the constraints for its run-time dependencies. As some constraints may resolve to different versions at different points in time, we use the date at which the *libraries.io* snapshot was created as the resolution date. This implies that we study vulnerabilities in packages and GitHub projects as if they were installed or deployed on 12 January 2020.

Having determined the versions of all direct dependencies, we turn to the indirect ones. All considered npm packages have a total of 68,597,413 dependencies of which 3,638,361 are direct (i.e., 5.3%), while all RubyGems packages have 1,258,829 dependencies of which 224,959 are direct (i.e., 17.9%). The considered GitHub projects have 2,814,544 npm dependencies of which 147,622 are direct (i.e., 5.2%), and 544,506 RubyGems dependencies of which 101,079 are direct (i.e., 18.6%). We observe that RubyGems packages and external projects have more than thrice as many direct dependencies as npm packages and external projects. This is in line with the observations made by Decan et al. [22]. Figure 3 shows the evolution over time of the cumulative number of direct and indirect package and project dependencies considered in this study, grouped by package distribution.



**Fig. 3** Evolution of the cumulative number of package and external project dependencies for npm and RubyGems.

#### 4 Empirical Analysis

Using the datasets prepared in Section 3, this section will answer the research questions defined in Section 1 by means of tables, visualizations and statistical tests. For  $RQ_0$  to  $RQ_2$ , we present statistical analyses based on the affected npm and RubyGems package releases according to the dataset of vulnerabilities. For  $RQ_3$  to  $RQ_5$  we study the impact on exposed packages and exposed projects that directly or indirectly depend on affected releases.

As part of the analyses, we carry out statistical comparisons using the Mann-Whitney U test, a non-parametric test where the null hypothesis  $H_0$  states that there is no difference between two distributions, without assuming them to follow a normal distribution. For all statistical tests, we set a global confidence level of 95%, corresponding to a significance level of  $\alpha = 0.05$ . To achieve this overall confidence, the  $p$ -value of each individual test is compared against a lower  $\alpha$  value, following a Bonferroni correction<sup>13</sup>.

If the null hypothesis can be rejected, we report the effect size with Cliff's delta  $d$ , a non-parametric measure that quantifies the difference between two populations beyond the interpretation of  $p$ -values. Following the guidelines of Romano et al. [25], we interpret the effect size to be *negligible* if  $|d| \in [0, 0.147[$ , *small* if  $|d| \in [0.147, 0.33[$ , *medium* if  $|d| \in [0.33, 0.474[$  and *large* if  $|d| \in [0.474, 1]$ .

We use the technique of survival analysis [26] to estimate the probability that an event of interest will happen. Survival analysis creates a model estimating the survival rate of a population over time until the occurrence of an

<sup>13</sup> If  $n$  different tests are carried out over the same dataset, for each individual test one can only reject  $H_0$  if  $p < \frac{0.05}{n}$ . In our case  $n = 46$ , i.e.,  $p < 0.001$ .

event, considering the fact that some subjects may leave the study, while for others the event of interest might not occur during the observation period. We rely on the non-parametric Kaplan-Meier statistic estimator commonly used to estimate survival functions.

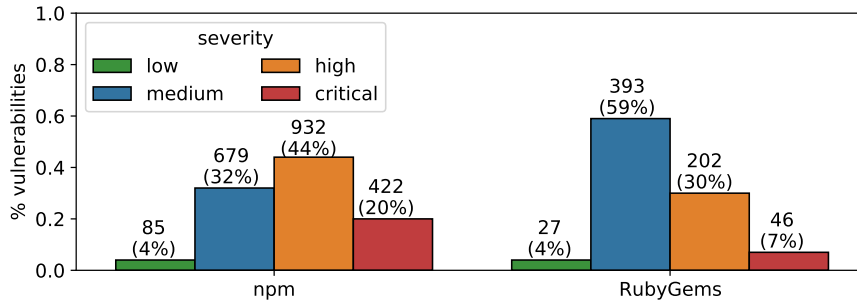
All code used to carry out this analysis is available in a replication package<sup>14</sup>.

#### 4.1 How many packages are vulnerable? ( $RQ_0$ )

This research question aims to characterise the dataset of security vulnerabilities, their evolution over time as well as the number of package releases affected by these vulnerabilities. Our vulnerability dataset contains 2,858 vulnerabilities. 72 of them are not affecting any package releases present in the *libraries.io* dataset. Therefore, our final dataset contains 2,786 vulnerabilities, of which 2,118 directly affecting npm packages and 668 directly affecting RubyGems packages.

Figure 4 depicts the number of considered vulnerabilities in this study, and the proportion considered of a *low*, *medium*, *high* or *critical* severity for package distribution. We observe that most of the vulnerabilities are of *medium* or *high* severity (76% for npm and 89% for RubyGems). We also see that npm has nearly thrice as many *critical* vulnerabilities as RubyGems. Another difference is that npm has more *high* vulnerabilities than *medium* ones, while the inverse is true for RubyGems. The collected vulnerabilities affect 1,672 npm and 321 RubyGems packages. The oldest vulnerability in npm was discovered in June 2011, whereas the oldest one in RubyGems was discovered in August 2006.

1,175 (42%) of the vulnerabilities in the dataset, of which 1,058 stem from npm and 117 from RubyGems, did not have any known fix.

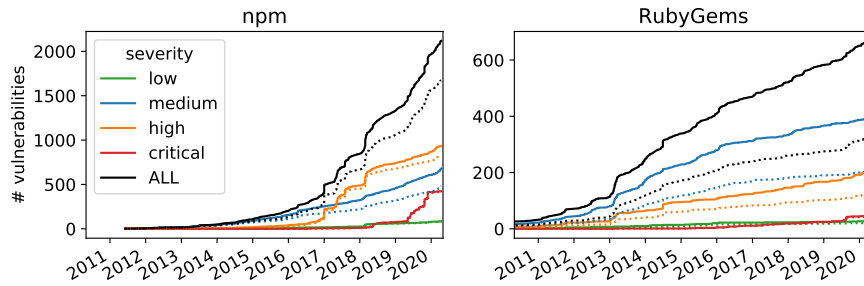


**Fig. 4** Proportion and number of vulnerabilities collected by Snyk and affecting npm and RubyGems packages, grouped by severity.

<sup>14</sup> [https://github.com/AhmedZerouali/vulnerability\\_analysis](https://github.com/AhmedZerouali/vulnerability_analysis)

Figure 5 depicts the evolution over time of the cumulative number of vulnerabilities (straight lines) grouped by severity, and their corresponding affected packages (dotted lines). The y-axis scale for npm is different from the one for RubyGems because more vulnerabilities have been reported for npm. The number of reported vulnerabilities and thereby affected packages increases for both npm and RubyGems over time. We also see that before 2017, the number of medium vulnerabilities was higher than the number of high vulnerabilities in npm. Since 2016 and until 2018, the number of high vulnerabilities started increasing following a different trend.

A similar trend can be observed for the critical vulnerabilities in 2019. This means that proportionally speaking, the severity of npm vulnerabilities tends to increase over time, while such an observation cannot be made for RubyGems.



**Fig. 5** Temporal evolution of the cumulative number of discovered vulnerabilities (straight lines) and the corresponding number of affected packages (dotted lines) per severity.

Looking at *ALL* vulnerabilities we can clearly see an exponential growth in the number of npm vulnerabilities while RubyGems shows a linear growth rate. This is statistically confirmed by a regression analysis using linear and exponential growth models. The  $R^2$  values reflecting the goodness of fit are summarized in Table 1.<sup>15</sup> For both vulnerabilities and affected packages, npm follows an exponential growth while RubyGems follows a linear one. The exponential growth of npm is in line with the exponential growth of its total number of packages [3]. npm is by far the largest package distribution available<sup>16</sup>, so it is considerably more likely to draw the attention of malicious developers that want to exploit vulnerabilities contained in it.

For each vulnerability report in the vulnerability dataset, we identified the affected range of releases of the specified package in our package dataset. Here too we relied on the constraint parsers proposed in [22]. While our vulnerability dataset corresponds to a relatively low number of vulnerable packages

<sup>15</sup>  $R^2 \in [0, 1]$  and the closer to 1 the better the model fits the data.

<sup>16</sup> According to *libraries.io*, in May 2021, npm contained 1.79M packages compared to “only” 173K packages in RubyGems.

**Table 1**  $R^2$ -values of regression analysis on the evolution of the number of vulnerabilities and affected packages.

|             | npm     |            | RubyGems |            |
|-------------|---------|------------|----------|------------|
|             | # vulns | # packages | # vulns  | # packages |
| linear      | 0.85    | 0.84       | 0.94     | 0.93       |
| exponential | 0.96    | 0.97       | 0.90     | 0.90       |

(cf. supra), the majority of their releases is in fact affected: 67.4% (i.e., 43,330 out of 64,236) for npm and 63.8% (i.e., 11,488 out of 17,987) for RubyGems. 89.9% of these affected releases (comprising both npm and RubyGems) concern vulnerabilities of either *medium* severity (52.9%) or *high* severity (37% *high*). Regardless of their severity, 57.3% and 27.8% of all npm and RubyGems vulnerabilities are affecting more than 90% of the releases of their corresponding packages.

Table 2 shows the top ten vulnerability types affecting npm and RubyGems packages, with the number of vulnerabilities of each type grouped by severity. We observe that the most prevalent vulnerability type is *Malicious Package* and *Cross-site Scripting (XSS)* found in 19.3% of all npm vulnerability reports, and 17.4% of all RubyGems vulnerability reports. We observe that npm and RubyGems packages are exposed to similar vulnerabilities but with different occurrences. Some vulnerability types seem to affect JavaScript packages more than Ruby packages, e.g., *Malicious Package* and *Directory Traversal*.

**Table 2** Top ten vulnerability types affecting npm and RubyGems packages, with the number of vulnerabilities of each type grouped by severity (C = **critical**, H = **high**, M = **medium**, L = **low**).

| npm vulnerability types                    | #vulns | C   | H   | M   | L  |
|--|--------|-----|-----|-----|----|
| Malicious Package                          | 410    | 345 | 64  | 1   | 0  |
| Directory Traversal                        | 331    | 5   | 297 | 28  | 1  |
| Cross-site Scripting                       | 322    | 15  | 55  | 245 | 7  |
| Resource Downloaded over Insecure Protocol | 154    | 0   | 145 | 8   | 1  |
| Regular Expression Denial of Service       | 138    | 0   | 57  | 50  | 31 |
| Denial of Service                          | 91     | 5   | 52  | 32  | 2  |
| Prototype Pollution                        | 77     | 1   | 38  | 36  | 2  |
| Command Injection                          | 57     | 0   | 20  | 34  | 3  |
| Arbitrary Code Execution                   | 44     | 11  | 24  | 7   | 2  |
| Arbitrary Code Injection                   | 36     | 7   | 9   | 20  | 0  |
| RubyGems vulnerability types               | #vulns | C   | H   | M   | L  |
| Cross-site Scripting                       | 116    | 0   | 6   | 108 | 2  |
| Denial of Service                          | 54     | 1   | 18  | 34  | 1  |
| Arbitrary Command Execution                | 47     | 2   | 29  | 16  | 0  |
| Information Exposure                       | 40     | 1   | 6   | 27  | 6  |
| Arbitrary Code Execution                   | 27     | 2   | 16  | 9   | 0  |
| Man-in-the-Middle                          | 26     | 0   | 3   | 22  | 1  |
| Malicious Package                          | 19     | 18  | 1   | 0   | 0  |
| Cross-site Request Forgery                 | 18     | 0   | 4   | 14  | 0  |
| SQL Injection                              | 18     | 1   | 11  | 6   | 0  |
| Directory Traversal                        | 16     | 0   | 5   | 10  | 1  |

The number of reported vulnerabilities is increasing exponentially for npm and linearly for RubyGems. The relative proportion of high and critical vulnerabilities seems to increase over time. Two out of three releases of vulnerable packages are affected by at least one vulnerability for both ecosystems. The types of vulnerabilities that are most prevalent differ between npm and RubyGems.

#### 4.2 How long does it take to discover a vulnerability? ( $RQ_1$ )

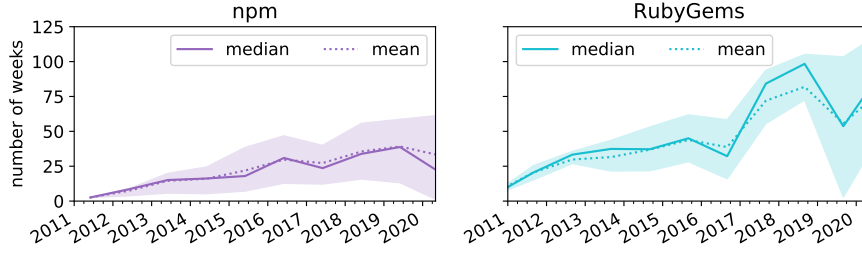
Delayed fixing of security vulnerabilities puts software packages and their dependents at risk as it lengthens the window that hackers have to discover and exploit the vulnerability. Unknown vulnerabilities may linger and survive to more recent releases of a vulnerable package, exposing the dependents of an entire release range for a substantial amount of time. For example, in January 2021, a vulnerability named “Baron Samedit” was discovered in the popular Linux package `sudo`<sup>17</sup>. This vulnerability allows local users to gain root-level access and was introduced in the `sudo` code back in July 2011, effectively exposing all releases during the past decade and therefore millions of deployments.

For  $RQ_1$  we study the time that it takes before a lingering vulnerability is discovered. For all vulnerabilities, we compute the time interval between the first affected release and the vulnerability discovery date. Figure 7 shows the cumulative proportion of discovered vulnerabilities and the time needed to discover them, grouped by severity level. For npm (left figure), we observe that the more severe vulnerabilities are discovered the soonest. It takes respectively 45.9, 36.5 and 28 months to discover 50% of all *low*, *medium* and *high* vulnerabilities, while it only takes 3.9 months to discover 50% of all *critical* vulnerabilities. For RubyGems (right figure), the time to discover a vulnerability does not seem to depend as much on its severity level. It takes respectively 26.9, 39.4, 45.5 and 26.8 months to discover 50% of all *low*, *medium*, *high* and *critical* vulnerabilities. Using log-rank tests we could only confirm a statistically significant difference in npm between the *critical* vulnerability level and the other severity levels. For all other comparisons in npm and RubyGems, the null hypothesis stating that there is no difference could not be rejected.

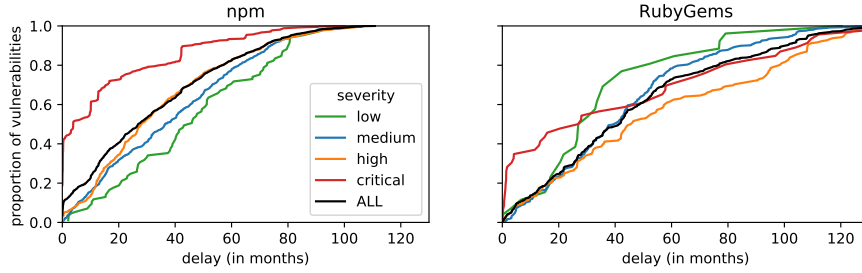
Disregarding the severity status, vulnerabilities in npm packages are discovered sooner, with a median of 26.8 months (compared to 41.5 months for RubyGems) to discover 50% of all vulnerabilities. To statistically confirm this observed difference, we carried out a Mann-Whitney U test to compare the time interval before a vulnerability is discovered between npm and RubyGems packages (without distinguishing between severities). The null hypothesis could be rejected with a *small* effect size ( $|d| = 0.24$ ) in favour of RubyGems, statistically confirming that indeed RubyGems vulnerabilities are discovered later than npm’s. We also analysed the evolution over time of the vulnerability discovery lag. As can be seen in Figure 6, we observed that this

<sup>17</sup> <https://snyk.io/vuln/SNYK-DEBIAN9-SUDO-1065095>

duration is increasing in both package distributions, in the sense that recently reported vulnerabilities are discovered later than older ones. From the figure, we can also observe that it takes more time for RubyGems vulnerabilities to be discovered than npm ones, confirming our previous observation.



**Fig. 6** Evolution of the time to discover vulnerabilities in npm and RubyGems. The shaded areas correspond to the interval between the 25<sup>th</sup> and 75<sup>th</sup> percentile.



**Fig. 7** Proportion of discovered vulnerabilities in function of the time elapsed since the first affected package release, grouped by severity level.

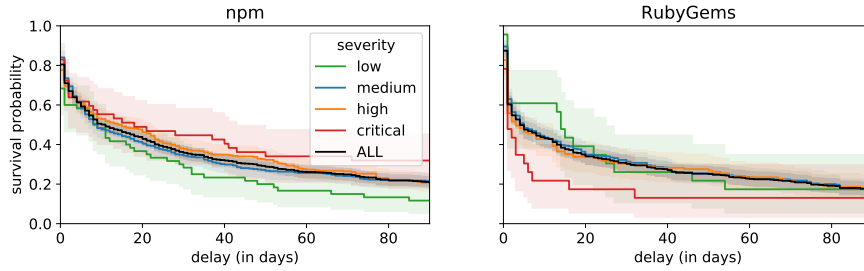
In npm, more severe vulnerabilities are discovered sooner. In particular, much less time elapses before a *critical* vulnerability is discovered. Vulnerabilities in npm are discovered faster than in RubyGems. It takes a median of 2.2 and 3.4 years to discover vulnerabilities lingering in npm and RubyGems packages, respectively. The time needed to discover a vulnerability has been increasing over time in both package distributions.

#### 4.3 How long does it take to fix a vulnerability? ( $RQ_2$ )

$RQ_1$  studied the time interval between the first package release that is affected by a vulnerability and the moment this vulnerability is discovered.  $RQ_2$  continues the investigation by exploring the time interval between the discovery

date and the fix date, i.e., the release date of the first package update that is no longer affected by the vulnerability.

When an open source vulnerability is reported to security monitoring services like Snyk, it is usually first disclosed privately in order to give the maintainers time to fix it before it is made public. For example, when Snyk receives a report about a vulnerable package, it informs the package maintainers and gives them 90 days to issue a remediation of the vulnerability. An extension can be granted at the maintainers' request, and depending on the severity of the discovered vulnerability. With  $RQ_2$  we aim to understand how concerned package maintainers are about the vulnerability of their packages. More specifically, we investigate whether maintainers respect this 90-day period, and how much time they need to fix a vulnerability depending on its severity.



**Fig. 8** Survival probability for event “vulnerability is fixed” since a vulnerability was discovered. The shaded colored areas represent the confidence intervals ( $\alpha = 0.05$ ) of the survival curves.

Figure 8 shows vulnerability survival curves per severity level for the event “vulnerability is fixed” with respect to the vulnerability discovery date. For npm (left figure), the curves seem to suggest that vulnerabilities with lower severity levels are fixed faster. For example, it takes respectively 9, 9, 14 and 18 days before half (corresponding to a survival probability of 0.5) of all *low*, *medium*, *high* and *critical* vulnerabilities are fixed. For RubyGems (right figure) most survival curves overlap, with the exception of *critical* vulnerabilities that seem to be fixed considerably faster than any of the other vulnerabilities. Unfortunately, using log-rank tests we were not able to confirm any statistical differences between severity levels for each package distribution. The smallest observed p-value was for the pair of (*critical*, *low*) severity in npm, with  $p = 0.012$ .

Disregarding the severity level, half of all vulnerabilities in npm are fixed after 11 days, while it takes only 4 days in RubyGems. We also found that it takes more than 90 days before a significant proportion of vulnerabilities is fixed: 20.9% for npm and 17.3% for RubyGems. However, using a log-rank test we could not statistically confirm a significant difference between the time needed to fix all vulnerabilities in npm and RubyGems.



In a survey carried out by Snyk in 2017, “34% of maintainers said they could respond to a security issue within a day of learning about it, and 60% said they could respond within a week” [5]. Our own, more recent, quantitative observations align with this claim: we found that 29% of npm vulnerabilities with a known fix were fixed within a day, and 53.9% were fixed within a week. For RubyGems, 39.7% were fixed within a day and 45.3% were fixed within a week.

We analysed the evolution of the time to fix a vulnerability<sup>18</sup> and we found that the situation in npm is improving, in the sense that recent vulnerabilities are being fixed faster. On the other hand, we could not see any improvement in the case of RubyGems vulnerabilities. This is likely because RubyGems has always had a very low fixing time (compared to npm) so there was not much to improve upon.

Half of all vulnerabilities in npm (with known fixes) take 11 days to fix, while this is only 4 days for RubyGems vulnerabilities. Still, one out of five vulnerabilities in either package distribution requires more than 90 days to be fixed. npm is improving the time needed to fix vulnerabilities, gradually reaching the low fixing times already attained by RubyGems many years ago.

Relying on the *semver* specification [27], we studied the type of package release (i.e., patch, minor or major) in which vulnerabilities are fixed. The purpose is to determine whether there is a relation between the severity of the vulnerability and the type of the first release that included its fix. According to *semver*, *patch* releases would be the most appropriate for changes that fix a vulnerability. As both npm and RubyGems promote and encourage the use of *semver*, we expect to find most of their vulnerable packages to be fixed in a patch release.

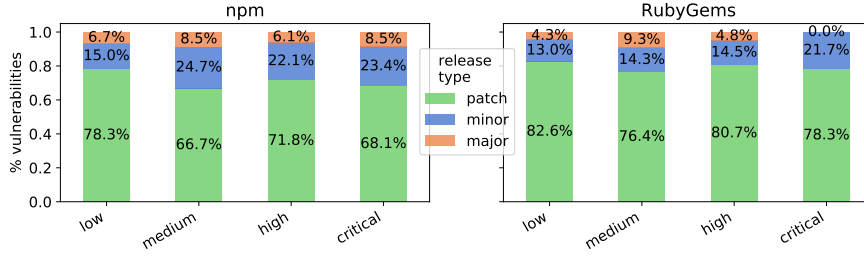
Figure 9 presents stacked bar plots showing the proportion of fixed vulnerabilities per severity, grouped by the type of the first unaffected release, assuming that the first unaffected release is the one containing the fix. As expected, the majority of vulnerabilities was fixed in a patch release. Moreover, a vulnerability’s severity does not seem to play a major role in the type of the release that contains its fix.

The majority of vulnerabilities are fixed in new patch updates.

#### 4.4 To which extent do dependencies propagate vulnerabilities? ( $RQ_3$ )

We have so far only studied vulnerable package releases. However, packages as well as projects may also be *exposed* to a vulnerability within their direct or indirect dependencies. This exposure may lead to a security breach if the affected functionality of the vulnerable dependency is being used. This research question is divided into two subquestions.  $RQ_3^a$  will study the exposure of package releases distributed via a package manager to direct or indirect

<sup>18</sup> Additional analysis and results can be found in our reproduction package.



**Fig. 9** Proportion of fixed vulnerabilities per severity, grouped by type of the first unaffected release.

vulnerable dependencies. Similarly,  $RQ_3^b$  will study the exposure of external projects to vulnerable dependencies.

### *$RQ_3^a$ To which extent do dependencies propagate vulnerabilities to other packages?*

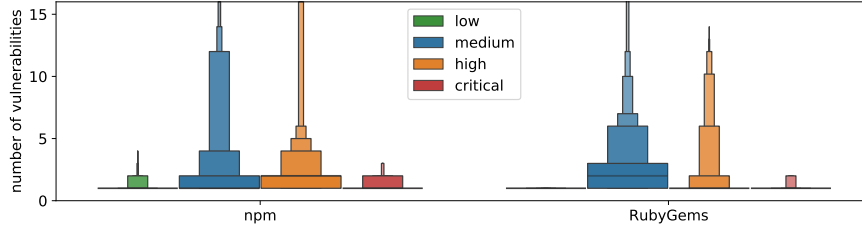
For all 842,697 of the latest package releases available in the npm and RubyGems snapshots, we determined the direct and indirect dependencies by resolving their dependency constraints. We narrowed down the analysis to those dependencies that are referenced in the vulnerability dataset. 42.1% of all considered npm package releases (315,315 out of 748,026) and 39% of all considered RubyGems package releases (36,957 out of 94,671) were found to have at least one vulnerable direct or indirect dependency. More specifically, 15.7% of npm releases and 17.8% of RubyGems releases are directly exposed, while 36.5% of npm releases and 27.1% of RubyGems releases are indirectly exposed <sup>19</sup>.

More than 15% of dependent package releases are exposed to vulnerable **direct** dependencies. Around one out of three package releases are exposed to vulnerabilities coming from vulnerable **indirect** dependencies.

**Vulnerable direct dependencies.** We found only a small minority of direct dependencies (i.e., package releases on which at least one other package directly depends) to be vulnerable (because they contain at least one vulnerability). Of all 3,638,361 dependencies considered for npm, only 154,455 (4.2%) are vulnerable; and of all 224,959 dependencies considered for RubyGems, only 20,336 (9%) are vulnerable. Figure 10 shows the distribution, per severity category, of the number of vulnerable package releases found among the direct dependencies in npm and RubyGems. We observe that medium and high severity vulnerabilities are the most common among vulnerable dependencies. We also observe that vulnerable dependencies in RubyGems tend to be more often of medium severity than in npm (blue boxen-plot), and less often of

<sup>19</sup> The two categories of directly and indirectly exposed package releases are non-exclusive.

high severity (orange boxen-plot). To statistically confirm these observed differences between npm and RubyGems, we carried out Mann-Whitney U tests to compare the number of vulnerabilities per severity type. The null hypothesis could be rejected for all comparisons. However, the effect size (shown in Table 3) was *negligible* for all comparisons, except for the category of high severity vulnerabilities where a *medium* effect size was reported. Disregarding the severity category, the effect size was *small* in favour of npm, suggesting that direct dependencies in npm tend to have more vulnerabilities.



**Fig. 10** Boxen plots showing the distribution of the number of vulnerabilities in vulnerable **direct** dependencies of the npm and RubyGems snapshots, grouped by severity.

**Table 3** Mean and median number of vulnerabilities found in direct dependencies, in addition to effect sizes and their directions when comparing npm and RubyGems dependency vulnerabilities.

|          | npm  |        | RubyGems |        | direction | d    | effect size |
|----------|------|--------|----------|--------|-----------|------|-------------|
|          | mean | median | mean     | median |           |      |             |
| low      | 1.07 | 1      | 1.02     | 1      | >         | 0.05 | negligible  |
| medium   | 2.55 | 1      | 2.73     | 2      | <         | 0.06 | negligible  |
| high     | 2.32 | 2      | 1.81     | 1      | >         | 0.39 | medium      |
| critical | 1.17 | 1      | 1.04     | 1      | >         | 0.11 | negligible  |
| all      | 2.22 | 1      | 1.98     | 1      | >         | 0.16 | small       |

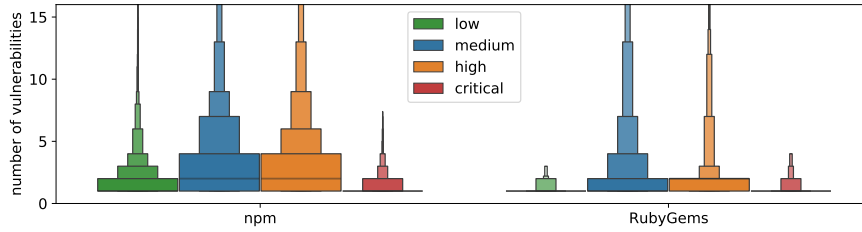
RubyGems has a proportion of vulnerable direct dependencies (9%) that is more than the double of npm (4.2%). On the other hand, direct dependencies in npm tend to have more vulnerabilities than direct dependencies in RubyGems.

**Vulnerable indirect dependencies.** Releases may also be exposed *indirectly* to vulnerable dependencies. 1,225,724 out of the 64,959,052 indirect dependencies in npm (1.9%) are vulnerable; whereas a much higher proportion of 65,090 out of 1,033,870 indirect dependencies in RubyGems (6.3%) are vulnerable. Figure 11 shows the distribution, per severity category, of the number of vulnerable package releases found among the indirect dependencies for npm

and RubyGems. Similar to Figure 10, medium and high severity vulnerabilities are the most common. We also observe a higher number of vulnerabilities for each severity level for npm. Mann-Whitney U tests comparing the distributions between npm and RubyGems confirm a statistically significant difference. The effect sizes for low, medium, high and critical vulnerabilities are *small* to *medium* in favor of npm (see Table 4). Disregarding the severity category, the effect size is small (i.e.,  $|d| = 0.32$ ).

**Table 4** Mean and median number of vulnerabilities found in indirect dependencies, in addition to effect sizes and their directions when comparing npm and RubyGems dependency vulnerabilities.

|          | npm  |        | RubyGems |        | direction | d    | effect size |
|----------|------|--------|----------|--------|-----------|------|-------------|
|          | mean | median | mean     | median |           |      |             |
| low      | 1.95 | 1      | 1.08     | 1      | >         | 0.43 | medium      |
| medium   | 3.53 | 2      | 2.77     | 1      | >         | 0.32 | small       |
| high     | 3.41 | 2      | 2        | 2      | >         | 0.27 | small       |
| critical | 1.33 | 1      | 1.12     | 1      | >         | 0.15 | small       |
| all      | 3.08 | 2      | 1.94     | 1      | >         | 0.32 | small       |

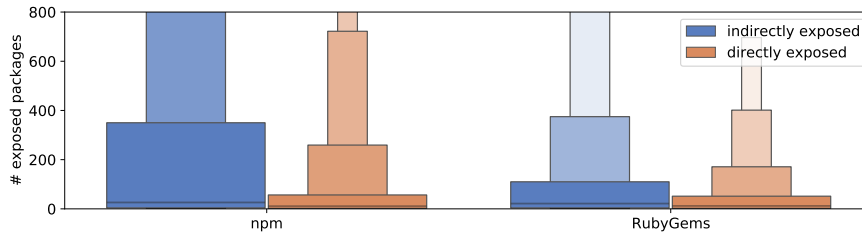


**Fig. 11** Boxen plots showing the distribution of the number of vulnerabilities in vulnerable indirect dependencies of the npm and RubyGems snapshots, grouped by severity.

RubyGems has a proportion of vulnerable indirect dependencies (6.3%) that is more than three times higher than for npm (1.9%). For each severity, vulnerable indirect dependencies in npm have more vulnerabilities than in RubyGems.

**Exposed packages.** Only 849 vulnerable packages used as dependencies (667 for npm and 182 for RubyGems) are responsible for all exposed packages. This means that 60.1% and 43.3% of vulnerable packages in npm and RubyGems is never used as a dependency, as the number of vulnerable packages we originally found is 1,672 for npm and 321 for RubyGems. Only a small subset of vulnerable packages appears to be responsible for most of the vulnerabilities found among direct and indirect dependencies.

Starting from a unique vulnerable package that is used as a dependency, we now want to quantify the number of dependent packages that are directly or indirectly exposed to a vulnerability because of it. Figure 12 shows the distribution, revealing that considerably more packages are indirectly exposed to vulnerabilities. The median number of packages that is directly exposed to one vulnerable package is 11 for npm and 12 for RubyGems, while it is about twice as high for indirect exposures (26 for npm and 21.5 for RubyGems). We carried out Mann-Whitney U tests to confirm that the distribution for indirectly exposed packages is higher than for directly exposed packages between the distributions. The null hypothesis could only be rejected for npm with a *small* effect size ( $|d| = 0.19$ ). Without distinguishing between direct or indirect dependencies, one single vulnerable package is responsible for exposing a median of 21 and a maximum of 213,851 (67.8%) npm packages, and a median of 19 and a maximum of 22,233 (60.2%) RubyGems packages, respectively.



**Fig. 12** Distribution of the number of exposed npm and RubyGems packages affected by a given vulnerable package.

A limited set of vulnerable packages is responsible for most of the vulnerabilities exposed through dependencies. One single vulnerable package can be responsible for exposing two thirds of all dependent package releases.

### *$RQ_3^b$ To which extent do dependencies propagate vulnerabilities to GitHub projects?*

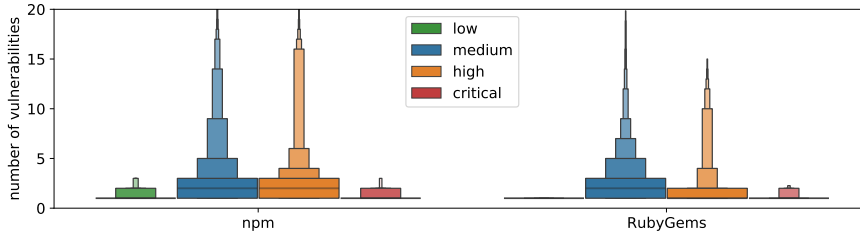
The main purpose of package managers such as npm and RubyGems is to facilitate depending on packages. Therefore, not only packages but also external projects can be exposed to the vulnerabilities of their dependencies. We intuitively expect external projects to be more exposed to vulnerabilities through their dependents than packages distributed through the package manager, as the maintainers of the latter intend their packages to be depended on.

For the 24,593 collected GitHub projects (see Section 3.2) we searched for all dependencies that are referenced in our vulnerability dataset. We found 79% npm projects (11,003 out of 13,930) and 74.1% RubyGems projects (7,901 out of 10,663) with at least one direct or indirect vulnerable dependency. More specifically, 47% of all npm projects are directly exposed and 70.4% are

indirectly exposed; whereas 54% of RubyGems projects are directly exposed and 66.4% are indirectly exposed <sup>20</sup>.

Around half of all external projects are exposed to vulnerabilities coming from vulnerable **direct** dependencies. Around two out of three are exposed to vulnerabilities coming from vulnerable **indirect** dependencies.

**Vulnerable direct dependencies of external projects.** Out of 19,130,963 of the direct dependencies of external projects on npm packages, 1,348,020 (7%) are vulnerable. Out of 23,641,933 of the direct dependencies of external projects on RubyGems packages, 5,685,342 (24%) are vulnerable. Figure 13 shows the distribution of the number of vulnerabilities affecting direct dependencies of external projects. Similar to what we observed for  $RQ_3^a$ , medium and high severity vulnerabilities are the most common among direct dependencies, and dependencies on npm packages tend to have higher numbers of vulnerabilities than dependencies on RubyGems packages. Table 5 shows the mean and median number of vulnerabilities caused by direct dependencies, grouped by severity. We performed Mann-Whitney U tests to compare the number of vulnerabilities in project dependencies between npm and RubyGems. We found statistically significant differences for all compared distributions but the effect size was *negligible*, with one exception: a *medium* effect size was found for vulnerable dependencies with high severity of the vulnerability.



**Fig. 13** Boxen plots showing the distribution of the number of vulnerabilities found in vulnerable **direct** npm and RubyGems dependencies of GitHub projects, grouped by severity.

7% of the direct dependencies of GitHub projects on npm are vulnerable, while this is more than three times higher (24%) for RubyGems. npm-dependent projects have more vulnerable direct dependencies of high severity than RubyGems-dependent projects.

<sup>20</sup> The two categories of directly and indirectly exposed projects are non-exclusive.

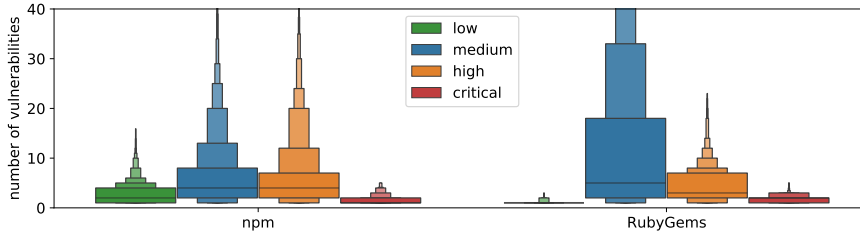
**Table 5** Mean and median number of vulnerable dependencies, in addition to effect sizes and their directions, for direct dependencies of GitHub projects on vulnerable npm and RubyGems packages.

|          | npm  |        | RubyGems |        | direction | d    | effect size |
|----------|------|--------|----------|--------|-----------|------|-------------|
|          | mean | median | mean     | median |           |      |             |
| low      | 1.16 | 1      | 1.03     | 1      | >         | 0.11 | negligible  |
| medium   | 2.96 | 2      | 2.80     | 2      | <         | 0.05 | negligible  |
| high     | 2.80 | 2      | 1.78     | 1      | >         | 0.33 | medium      |
| critical | 1.17 | 1      | 1.07     | 1      | >         | 0.09 | negligible  |
| ALL      | 2.60 | 2      | 2.27     | 1      | >         | 0.06 | negligible  |

**Vulnerable indirect dependencies of external projects.** Out of 2,666,922 indirect dependencies of external projects on npm packages, 87,062 (3.2%) are vulnerable. Out of 443,427 indirect dependencies of external projects on RubyGems packages, 46,682 (10.5%) are vulnerable. Figure 14 shows the distribution of the number of vulnerabilities affecting indirect dependencies of external projects. Similar to Figure 13, medium and high severity vulnerabilities are the most common. We observe that indirect dependencies on RubyGems tend to be more often of medium severity than indirect dependencies on npm packages, while the latter tend to be more often of low severity. Mann-Whitney U tests comparing the distributions between npm and RubyGems confirmed a statistically significant difference. Regardless of the severity level we found a *small* effect size ( $|d| = 0.15$ ) in favour of npm dependency vulnerabilities (see Table 6). Per severity levels, we only found a non-negligible effect size for *critical* severity vulnerabilities in favour of RubyGems ( $|d| = 0.25$ ) (i.e., RubyGems projects have more *critical* vulnerabilities coming from indirect dependencies than npm projects), and for *low* severity vulnerabilities in favour of npm ( $|d| = 0.71$ ). The *negligible* effect size for *medium* severity vulnerabilities is in favour of RubyGems ( $|d| = 0.1$ ), while for *high* severity vulnerabilities it is in favour of npm ( $|d| = 0.09$ ).

**Table 6** Mean and median number of vulnerable dependencies, in addition to effect sizes and their directions, for indirect dependencies of GitHub projects on vulnerable npm and RubyGems packages.

|          | npm  |        | RubyGems |        | direction | d    | effect size |
|----------|------|--------|----------|--------|-----------|------|-------------|
|          | mean | median | mean     | median |           |      |             |
| low      | 2.88 | 2      | 1.05     | 1      | >         | 0.71 | large       |
| medium   | 6.56 | 4      | 12.36    | 5      | <         | 0.1  | negligible  |
| high     | 6.2  | 4      | 4.55     | 3      | >         | 0.09 | negligible  |
| critical | 1.4  | 1      | 1.67     | 2      | <         | 0.25 | small       |
| all      | 5.16 | 3      | 5.74     | 2      | >         | 0.15 | small       |



**Fig. 14** Distribution of the number of vulnerabilities found in vulnerable **indirect** npm and RubyGems dependencies of GitHub projects, grouped by severity.

Of the indirect npm dependencies of GitHub projects only 3.2% are vulnerable, while this is more than three times higher (10.5%) for RubyGems. Considering all severities, npm projects have more vulnerabilities coming from vulnerable indirect dependencies than RubyGems projects. RubyGems projects have more critical vulnerabilities coming from vulnerable indirect dependencies than npm projects, while the latter have more low severity vulnerabilities.

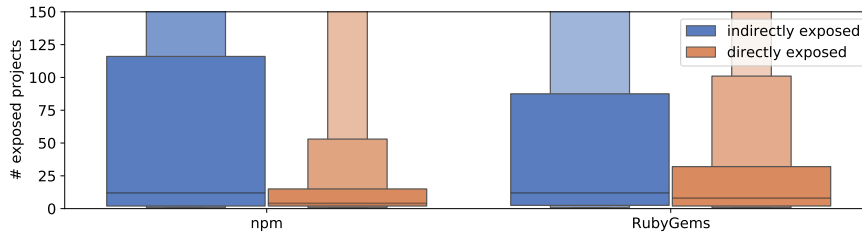
**Exposed external projects.** Only 560 (28%) vulnerable packages (400 for npm and 160 for RubyGems) are responsible for all exposed external projects. This is less than the number we found for exposed packages in  $RQ_3^a$ , most likely because we studied fewer external projects than (internal) packages.

Similar to Figure 12, we analysed how many external projects are exposed to vulnerabilities because of a single vulnerable package. Figure 15 shows the distribution of the number of projects that are directly or indirectly exposed to one unique vulnerable package. We observe that there are considerably more indirectly exposed projects than direct ones. The median number of projects that one vulnerable npm package directly exposes is 4, while for indirect exposure it is 12. The median number of projects that one vulnerable RubyGems package directly exposes is 8, while for indirect exposure it is 12.

We carried out Mann-Whitney U tests between the distributions of direct and indirect dependency vulnerabilities exposing external projects. The null hypothesis could only be rejected in the case of npm comparison with a *small* effect size ( $|d| = 0.27$ ) in favor of indirectly exposed projects. Without distinguishing between direct or indirect dependencies, we found that one single vulnerable package is responsible for exposing a median of 8 and a maximum of 7,506 (68.2%) projects on vulnerable npm dependencies; while a median of 13.5 and a maximum of 5,270 (49.4%) projects is exposed to vulnerable RubyGems dependencies.

Only 28% of all vulnerable packages is responsible for all vulnerabilities of exposed external projects. One single vulnerable package can be responsible for exposing around two thirds of all exposed npm projects, and half of all exposed RubyGems projects.





**Fig. 15** Distribution of the number of exposed npm and RubyGems projects that one single vulnerable package is affecting.

#### 4.5 How are dependents exposed to vulnerabilities? ( $RQ_4$ )

$RQ_3$  revealed that dependents are considerably more often indirectly exposed to vulnerabilities than directly. With  $RQ_4$ , we want to know how deep in the dependency tree we can find vulnerabilities to which packages and external projects are exposed. This allows us to quantify the transitive impact that vulnerable packages may have on their (transitive) dependents. In an earlier study focusing on the package dependency networks of 7 different package distributions (including npm and RubyGems), Decan et al. [3] analysed the prevalence of indirect dependencies. They observed that more than 50% of the top-level packages<sup>21</sup> in npm have a dependency tree depth of at least 5, whereas for the large majority of top-level packages in RubyGems this was 3 or less. As a result, npm appears to be potentially much more subject to deep vulnerable dependencies.  $RQ_4$  aims to quantify this claim. This research question is divided into two subquestions.  $RQ_4^a$  studies package releases distributed via the package managers, while  $RQ_4^b$  studies external projects that are hosted on GitHub.

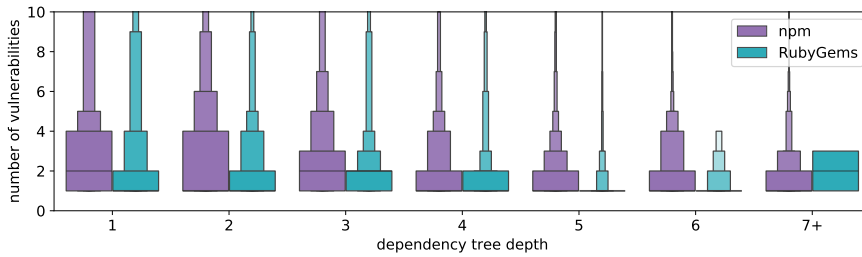
##### $RQ_4^a$ How are dependent packages exposed to vulnerabilities

We computed the number of vulnerabilities at each depth for all vulnerable (direct or indirect) dependencies. Figure 16 shows the distribution of the number of vulnerabilities in dependencies, grouped by dependency depth. The first level (corresponding to direct dependencies) and the second level (dependencies of dependencies) have higher numbers of vulnerabilities. The number of vulnerabilities decreases at deeper levels, as a consequence of the fact that there are fewer releases with deep dependency trees. Statistical comparisons confirmed, with non-negligible effect sizes, that more shallow levels correspond to higher numbers of vulnerabilities. Nevertheless, vulnerabilities do remain present at the deepest levels. For example, we could find at least one vulnerable dependency at depth 16 for npm package `formcore` that is indirectly exposed to a vulnerability in package `kind-of`, and at depth 10 for RubyGems

<sup>21</sup> Top-level packages are packages that do not have any dependent packages themselves.

package `erp_inventory` that is indirectly exposed to a vulnerability in package `rack`.

The vulnerable packages used as dependencies in npm with the highest number of vulnerabilities are `node-sass`, `lodash` and `minimist`, while for RubyGems they are `nokogiri`, `activerecord` and `actionpack`. Unsurprisingly, we found the same set of vulnerable dependencies and vulnerability types reoccurring at deeper dependency levels. The most prevalent vulnerability type for npm was *Prototype Pollution (PP)*, while for RubyGems dependencies it was *Denial of Service (DoS)* (see  $RQ_0$  for an overview of the most common vulnerability types).



**Fig. 16** Distribution of the number of vulnerabilities found in all (direct and indirect) dependencies of npm and RubyGems latest package releases, grouped by dependency tree depth.

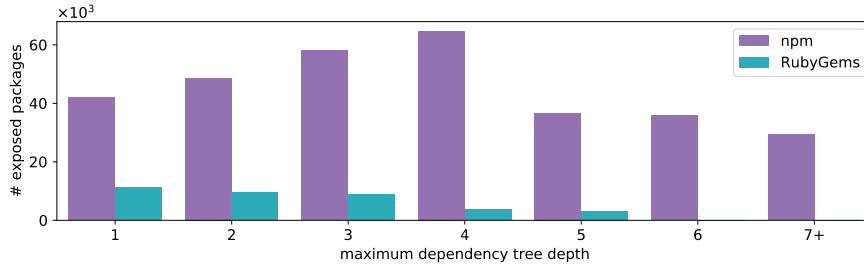
The number of dependency vulnerabilities decreases at deeper levels of the dependency tree. Yet, vulnerable dependencies continue to be found at the deepest levels. The same set of vulnerability types can be found at all dependency tree levels.

We also studied how deep in the dependency tree a vulnerability can reach by identifying for each exposed package the maximum dependency depth where a vulnerable dependency could be found (Figure 17). For npm, the number of exposed packages increases from the dependency depth 1 (direct dependencies) to depth 4 and then starts to decrease. For RubyGems, the numbers start to decrease starting from depth 1. This implies that npm packages are more susceptible to indirect vulnerable dependencies at deeper dependency levels. This seems to be in line with the findings reported by Decan et al. [3] and mentioned at the introduction of this research question.

npm packages are more likely than RubyGems packages to be exposed to vulnerabilities deep in their dependency tree.

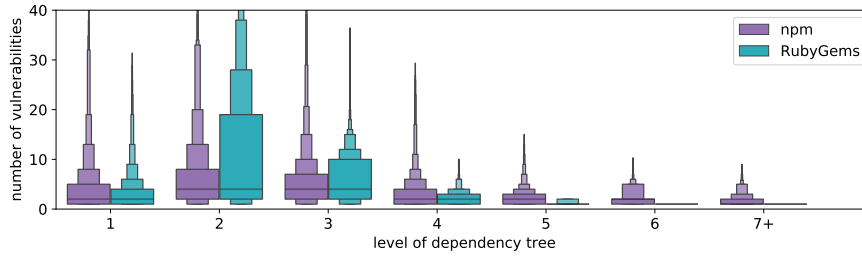
#### $RQ_4^b$ *How are dependent GitHub projects exposed to vulnerabilities?*

To gain more insights about the prevalence of vulnerabilities at different depths in the dependency tree of external projects, we computed the number of vulner-



**Fig. 17** Number of exposed npm and RubyGems package releases and their maximum dependency depth.

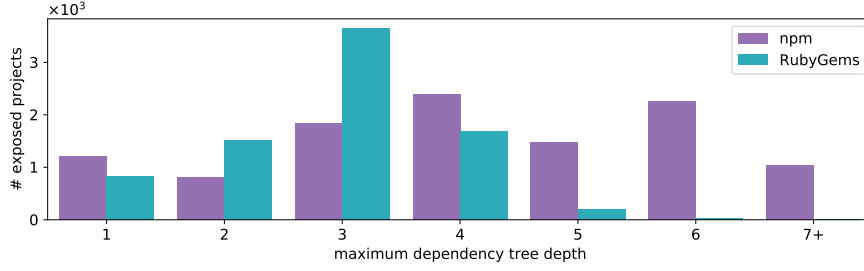
abilities found at each dependency depth. Figure 18 shows the distribution of the number of vulnerabilities in dependencies, grouped by dependency depth. From the second level onwards, the number of vulnerabilities starts to decrease with increasing levels of depth. As for  $RQ_4^a$ , statistical comparisons confirmed, with non-negligible effect sizes, that more shallow levels correspond to higher numbers of vulnerabilities. Yet, security vulnerabilities continue to remain present at the deepest levels. For example, we could find at least one external project with a vulnerable dependency at depth 14 on npm package `kind-of`, and one external project with a vulnerable dependency at depth 7 on RubyGems package `nokogiri`. We also observe that RubyGems and npm projects have the same median number of dependency vulnerabilities at depths 2 and 3, while starting from level 4 we observe the same trend as in Figure 16. The reason for this difference at shallow depths (compared to what we saw in  $RQ_4^a$ ) is because external projects depending on RubyGems tend to include more direct dependencies than normal RubyGems packages.



**Fig. 18** Distribution of the number of vulnerabilities found in all (direct and indirect) dependencies of npm and RubyGems GitHub projects, grouped by dependency depth.

Starting from depth 2, the number of vulnerable dependencies decreases as the depth within the dependency tree increases. Yet, vulnerable dependencies are still found at the deepest levels.

We also analysed how far in the dependency tree a vulnerability can reach. Figure 19 shows the number of exposed projects with the maximum depth at which we found at least one vulnerable dependency. We observe that for both npm and RubyGems, the number of exposed projects increases from the first level (direct) until the fourth and third levels, respectively, and then starts decreasing. Comparing this finding with Figure 17 in  $RQ_4^a$ , we observe that RubyGems projects are more susceptible to having vulnerable dependencies at deeper levels than RubyGems packages.



**Fig. 19** Number of exposed npm and RubyGems projects and their maximum dependency depth, grouped by dependency tree depth.

RubyGems dependent projects are more likely than npm dependent projects to be exposed to vulnerabilities deep in their dependency tree.

#### 4.6 Do exposed dependents upgrade their vulnerable dependencies when a vulnerability fix is released? ( $RQ_5$ )

57.8% of the vulnerabilities in our dataset (i.e., 1,611 to be precise) have a known fix. With  $RQ_5$  we aim to quantify how much dependent packages and dependent external projects would benefit from updating their dependencies for which there is a known fix available. Upgrading their dependencies to more recent releases will reduce their exposure to vulnerabilities. First, we start by exploring how many vulnerable dependencies have known vulnerability fixes. Table 7 shows the proportion of direct and indirect dependencies that are only affected by vulnerabilities that have a known fix. We observe that for the large majority of the vulnerable dependencies, fixes are available (more than 90% for npm and more than 60% for RubyGems). npm indirect dependencies have more fixed vulnerabilities than direct ones, while for RubyGems we observe the inverse. We also observe that fewer affected RubyGems dependencies have fixes available than npm dependencies. These results show that most of the vulnerable dependencies could be made safe if the maintainers of the dependent packages or projects would choose the appropriate non-vulnerable version of their dependencies.

**Table 7** Proportion of vulnerable dependencies (for packages and external projects) having a known fix.

|          | packages |          | projects |          |
|----------|----------|----------|----------|----------|
|          | direct   | indirect | direct   | indirect |
| npm      | 90.0     | 96.9     | 92.5     | 97.1     |
| RubyGems | 85.2     | 66.7     | 90.0     | 76.0     |

Updating a dependency is not always easy, especially when maintainers of dependent projects or packages would be confronted with breaking changes. For example, if a project (or package) uses a dependency that resolves to version 1.1.0 while a vulnerability fix exists in 1.2.0 then the exposure to the vulnerability can be removed by only doing a minor version update of the dependency. On the other hand, if a project (or package) uses a dependency that resolves to version 1.1.0 while a vulnerability fix exists in 2.0.0, then one would need to update to a new major version. If the dependency is adhering to *semver*, then the second but not the first kind of dependency update would require updating the dependent’s implementation according to backwards incompatible changes. We therefore verified whether it would be possible for dependent packages and projects to avoid vulnerabilities by only updating their vulnerable dependencies to a higher version within the same major version range that is currently in use. Focusing only on direct dependencies, 32.8% of the vulnerabilities affecting direct dependencies of packages and 40.9% of the vulnerabilities affecting direct dependencies of external projects, could be avoided by making backward compatible dependency updates. For indirect dependencies, 22.1% of the vulnerabilities affecting indirect dependencies of packages and 50.3% of the vulnerabilities affecting indirect dependencies of external projects, have a fix within the same major version range that is currently in use. We also found that 5.4% of the exposed packages and 5% of the exposed projects could be made completely vulnerability-free by only making backward compatible dependency updates to their vulnerable direct dependencies.

Vulnerability fixes are available for the large majority of vulnerable dependencies. Around one out of three dependency vulnerabilities to which projects or packages are exposed, could be avoided if software developers would update their direct dependencies to more recent releases within the same major release range. Performing backward compatible updates to vulnerable direct dependencies can make 5.4% of the exposed packages and 5% of the exposed projects completely vulnerability-free.

## 5 Discussion

In this section, we discuss our findings as well as the observed similarities and differences between the npm and RubyGems package distributions in terms of software vulnerabilities. We start our exposition with the vulnerable packages in each package distribution (Section 5.1) and proceed with the ramifications

of how direct and indirect dependents are exposed to these vulnerabilities (Section 5.2).

### 5.1 Vulnerable packages

In a comparative study of package distributions (for the observation period 2012–2017), Decan et al. [3] observed that both npm and RubyGems have an exponential increase in their number of packages. The monthly number of package updates remained more or less stable for RubyGems, while a clear growth could be observed for npm. *RQ<sub>0</sub>* builds further upon that work by analysing and comparing how vulnerable packages are in each package distribution using Snyk’s dataset of vulnerability reports. A first difference we noticed is that npm has more vulnerabilities affecting more packages than RubyGems, suggesting that npm is much more subject to attackers trying to exploit vulnerabilities in npm packages. We posit that this is due to the popularity of npm that exposes the package distribution considerably more to attackers. At the time of writing this article, the number of packages distributed through npm is an order of magnitude higher than those distributed through RubyGems.

Let us now focus on vulnerability reports with the vulnerability type *Malicious Package*. It is the most prevalent vulnerability type for npm packages. Even though most packages suffering from this vulnerability will eventually be removed from the package distribution, previous studies [28] and experiments [29] have shown that this type of vulnerability can be very dangerous. npm has 410 packages corresponding to the *Malicious Package* vulnerability, while RubyGems has only a mere 19 vulnerabilities of this type.

The second most common vulnerability in npm is *Directory Traversal*, a vulnerability allowing an attacker to access arbitrary files and directories on the application server. This vulnerability could also be classified under two other types of attacks, namely *Information Exposure* and *Writing Arbitrary Files*. For RubyGems, we found *Information Exposure* as the 4th ranked vulnerability type, probably because its contributors prefer to report *Directory Traversal* under the more general category of *Information Exposure* vulnerabilities.

42% (1,175) of the reported vulnerabilities in the dataset did not have any known fix. We can exclude from them 406 unfixed *Malicious Package* vulnerabilities (389 for npm and 17 for RubyGems) that can ultimately be fixed by simply removing the package or the affected versions from the distribution. This leaves us with 669 vulnerabilities different from the *Malicious Package* one that affect all recent releases of npm packages in which they were discovered, and 100 such vulnerabilities for RubyGems packages.

To offer secure packages, it is not only important to *fix* all discovered vulnerabilities; it is equally important to *discover* them rapidly. Unfortunately, many vulnerabilities remain undiscovered for months to years, providing attackers plenty of time to search for flaws and develop exploits that can harm

millions of users of these packages. For npm, we observed that *critical* vulnerabilities were discovered more rapidly, while for RubyGems we did not observe a relation to the severity of the vulnerability. Nevertheless, software package maintainers should invest more effort in keeping their packages secure, especially those packages that are frequently used as dependents of other packages or external projects, in order to reduce the transitive exposure to vulnerabilities. They should be supported in this task by additional static and dynamic application security testing tools, perhaps tailored to the characteristics of packages and libraries. For instance, there is typically no single method that can serve as the entry point for a whole-program analysis.

Considering the evolution over time, we observed that it increasingly takes longer to discover a vulnerability in both npm and RubyGems, hence the situation in this case is not getting any better. On the other hand, the time required to fix vulnerabilities is decreasing for npm, gradually reaching the low fixing times already attained by RubyGems many years ago.

It is of paramount importance to fix vulnerabilities rapidly after they have been discovered, and especially after they have been publicly disclosed. Not doing so leaves the dependents of the vulnerable package at risk. If the vulnerability is publicly disclosed before a fix is available, more attackers will be able to exploit it. Moreover, the longer a vulnerability lasts, and the more distinct versions are affected by it, the more likely it becomes that someone will unknowingly use a vulnerable version. Registries of snapshot-based deployments such as *Docker Hub* exacerbate this problem [30,31] as users might unknowingly reuse images that wrap vulnerable package releases. Fortunately, the majority of the vulnerabilities in npm and RubyGems packages are fixed within days to one month. Only about one out of five vulnerabilities takes more than 3 months to be fixed, which is the deadline that Snyk gives to maintainers before disclosing a reported vulnerability publicly. This means that most of the maintainers are willing and able to fix vulnerabilities as soon as possible after discovery.

*Comparison to the PyPI package distribution.* While our paper focuses on npm and RubyGems, Alfadel et al. [20] studied the time to discover and fix vulnerabilities in the PyPI package distribution, through an analysis of 550 vulnerability reports affecting 252 Python packages. There are some similarities between their results and our own findings. For example, the number of vulnerabilities found in PyPI increases over time and the majority of those vulnerabilities are of medium or high severity. The most prevalent vulnerabilities in PyPI are *Cross-Site-Scripting (XSS)* and *Denial of Service (DoS)*, which is similar to what we found for RubyGems. They found that vulnerabilities are discovered after a median of 37 months in the PyPI ecosystem, which is similar to what we found for npm. On the other hand, vulnerabilities in PyPI seem to take longer to be fixed than those in npm and RubyGems. Since Alfadel et al. [20] did not study the exposure of dependent packages to vulnerabilities, we cannot compare PyPI to npm and RubyGems on this aspect.

## 5.2 Dependents exposed to vulnerabilities

$RQ_3^a$  investigated how packages are exposed to vulnerable dependencies. To this end, we studied the latest release of each package available in the considered snapshot of each package distribution. Since previous studies [30, 32] showed that less recent releases of a package tend to be more vulnerable, we expect to find more vulnerable dependencies if we would study all package releases rather than only the latest one. The results of  $RQ_3^a$  revealed that only a small set of vulnerable packages is responsible for a large number of vulnerable dependencies. Moreover,  $RQ_4^a$  showed that these vulnerable dependencies can often be found deep in the dependency tree, making it difficult for dependents to cope with them. Several very popular packages (e.g., **lodash** for npm and **nokogiri** for RubyGems) have been affected by vulnerabilities, leading to a vulnerability exposure in thousands of transitively dependent packages.

Another factor behind this vulnerability exposure is that most of the reported vulnerabilities do not have a lower bound on affected releases. They are found to affect all package releases before the version in which the vulnerability was discovered, yielding a wide range of vulnerable package releases. For example, the critical vulnerability CVE-2019-10744 affects all releases before version 4.17.12 of the popular package **lodash** <sup>22</sup>. Managers of package distributions therefore have an important responsibility in keeping the ecosystem in a healthy shape by raising awareness of the importance of keeping dependencies to popular packages up to date. This responsibility should be shared with maintainers of those popular packages, that should inform their dependents whenever vulnerabilities are discovered and fixes become available in newer versions, and maintainers of dependents that should actually update their dependencies to those fixed releases.

The analysis of  $RQ_3^b$  revealed that external GitHub repositories, containing software that is not distributed via the package distributions, are exposed to high numbers of vulnerabilities coming from transitive dependencies caused by a small set of vulnerable packages. Package dependents should rely on tools like **npm audit** to run security checks and be warned about such vulnerable dependencies. We also noticed that many npm vulnerabilities are coming from duplicated dependencies across the dependency tree. Dependents should reduce the number of duplicated npm dependencies – especially vulnerable ones – by sharing the common dependencies using commands like **npm dedupe** <sup>23</sup> available for npm.

$RQ_5$  highlighted that most of the vulnerabilities exposing dependent packages and projects have a known fix, implying that dependents should update their vulnerable dependencies to avoid those vulnerabilities. To keep informed about new releases that may include vulnerability fixes, dependents can rely on tools like **Dependabot** <sup>24</sup>, which creates pull requests to update outdated

<sup>22</sup> <https://nvd.nist.gov/vuln/detail/cve-2019-10744>

<sup>23</sup> <https://docs.npmjs.com/cli/v7/commands/npm-dedupe>

<sup>24</sup> <https://dependabot.com/>



and vulnerable direct dependencies to newer and patched releases. It is the responsibility of package maintainers to keep their own dependencies up to date so dependent packages and projects can have secure transitive dependencies. To do so, package dependents can rely on permissive *semver* constraints [22] when specifying the dependencies to rely on in manifests like *package.json* and *Gemfile*. This will ensure that dependencies get updated automatically. For project maintainers, it is possible to use commands like `npm update PACKAGE --depth= DEPTH` to update their transitive dependencies and then lock their dependencies using lockfiles like *package-lock.json*<sup>25</sup> and *Gemfile.lock*<sup>26</sup>. The analysis of  $RQ_5$  showed that around one in three vulnerabilities could be avoided if every dependent updated its dependencies to a newer minor or patch increment of the major release it is already using. This means that many vulnerable dependencies can be fixed just by modifying the dependency constraints to accept new minor and patch releases. On the other hand, for vulnerable dependencies for which the fix requires a major update, maintainers of dependent packages and projects should be careful as major dependency updates might introduce breaking changes. Therefore, maintainers of required packages should not only provide fixes in new major releases but should also attempt to provide these fixes in older major releases via backports. This way, even dependents that need to stick to older major releases could still benefit from the backported vulnerability fix.

Our analysis revealed that npm has more reported vulnerabilities than RubyGems, and that npm projects exposed to vulnerabilities have more dependencies. On the other hand, RubyGems has higher proportions of vulnerable dependencies than npm. Perhaps the security efforts undertaken by npm – such as the aforementioned dependency auditing tools – are gradually making npm more secure. However, more effort is needed from both ecosystems, as most of the offered tooling relies on dependency metadata alone, i.e., available security monitoring tools only rely on dependency information extracted from manifests like *package.json* and *Gemfile* to detect vulnerabilities. Usage-based vulnerability detection tools (e.g., [17, 19]) should emerge to help developers in identifying which dependency vulnerabilities can actually be exploited, since not all code of all dependencies is actually accessed by dependents.

## 6 Threats to validity

The empirical nature of our research exposes it to several threats to validity. We present them here, following the classification and recommendations of [33].

The main threat to *construct validity* comes from imprecision or incompleteness of the data sources we used to identify vulnerabilities and their affected and exposed packages. We assumed that the Snyk vulnerability database represents a sound and complete list of vulnerability reports for third-party packages. This may have led to an underestimation since some vulnerabilities

<sup>25</sup> <https://docs.npmjs.com/cli/v7/configuring-npm/package-lock-json>

<sup>26</sup> <https://bundler.io/rationale.html>

may not have been disclosed yet and are therefore missing from the database. Another data source that we relied on is *libraries.io*. While there is no guarantee that this dataset is complete (e.g., there may be missing package releases), we did not observe any missing data during a manual inspection of the dataset. Considering the full set of packages ever released also constitutes a threat to validity since some of them could have been removed from the package registry yet are still referenced in *libraries.io*. To mitigate this threat we sanitised the dataset by excluding a number of npm packages that were removed from npm. Examples are the `wowdude-x`<sup>27</sup> and `neat-x` packages<sup>28</sup>. The only purpose of these packages was to bundle a large set of run-time dependencies.

Another threat to construct validity stems from the fact that we found some packages whose first vulnerable releases were never distributed via the package manager. For example, the cross-site scripting (XSS) vulnerability type<sup>29</sup> affects all releases before version 0.4.0 of the npm package `wysihtml`. Those releases, including version 0.4.0, were never actually distributed through npm<sup>30</sup> even though they are present on the package’s GitHub repository<sup>31</sup>. Since our study only focused on vulnerabilities affecting package releases contained in the *libraries.io* dataset, our results might underestimate the exact time needed to discover a vulnerability.

We noticed that many of the reported vulnerabilities affect *all* package releases before the version in which the vulnerability was discovered, leading to a large number of vulnerable package releases. To ascertain that indeed all package releases before the vulnerable release are affected, we contacted the Snyk security team. They confirmed that they carry out manual inspections of the affected releases before declaring the set of vulnerable releases in their vulnerability report.

As a threat to *internal validity*, when studying external GitHub projects that are not distributed via the package managers, we only focused on those GitHub projects explicitly mentioned in the *libraries.io* dataset. These projects were the most popular ones in terms of number of stars. While one may argue that this sample is not representative of all external projects depending on npm or RubyGems packages, the selected projects do have 90% of the total number of stars attributed to all possible project candidates available in the *libraries.io* dataset. We therefore consider the chosen set of GitHub projects to be representative for most GitHub projects that depend on npm and RubyGems packages.

As a threat to *conclusion validity*, we used metadata to identify vulnerable dependencies. This identification approach assumes that the metadata associated with the used dependencies (e.g., package, version) and vulnerability descriptions (e.g., affected package, list of affected versions) are always accurate. These metadata are used to map each package onto a list of known

<sup>27</sup> <https://libraries.io/search?q=wowdude>

<sup>28</sup> <https://libraries.io/npm/neat-106>

<sup>29</sup> <https://snyk.io/vuln/npm:wysihtml:20121229>

<sup>30</sup> <https://www.npmjs.com/package/wysihtml>

<sup>31</sup> <https://github.com/Voog/wysihtml/tags?after=0.4.0>

vulnerabilities that affect it. However, dependents that rely on a vulnerable package might only access functionality of the dependent package that is not affected by the vulnerability. Therefore, our results present an overestimation of the actual risk. Still, we believe that it is essential to signal to the maintainers of exposed dependents that they are relying on vulnerable dependencies. It will be the responsibility of those maintainers to decide whether they are actually accessing vulnerable code, and to get rid of the vulnerable dependency if this happens to be the case.

As a threat to *external validity*, our findings do not generalise to other package distributions (e.g., Maven Central, CRAN, Cargo, PyPI). However, the design of our study can easily be replicated for other package distributions that are known to recommend *semver* practices.

## 7 Conclusion

This paper quantitatively analysed and compared how security vulnerabilities are treated in npm and RubyGems, two popular package distributions known to recommend the practice of semantic versioning. Relying on the Snyk vulnerability database, we studied 2,786 vulnerabilities which affect 1,993 packages directly. We observed that the number of reported vulnerabilities is increasing exponentially in npm, and linearly in RubyGems. Most of the reported vulnerabilities were of medium or high severity. We observed that malicious packages occur much more frequently in npm.

It took more than two years for half of the vulnerabilities in the dataset to get discovered, while it took just a few days to fix them. Maintainers of reusable packages should therefore invest more effort in inspecting their packages for undiscovered vulnerabilities, especially if those packages have a lot of dependents that may get exposed to these vulnerabilities directly or indirectly. Better tooling should be developed to help developers in looking for undiscovered vulnerabilities and fixing them.

By analysing the impact of vulnerable packages on dependent packages and dependent external projects (hosted on GitHub), we observed that vulnerabilities can be found deep in the packages' and projects' dependency trees. Around one out of three packages and two out of three external projects are exposed to vulnerabilities coming from indirect dependencies. The most prevalent vulnerability type that affects npm dependencies is *Prototype Pollution*, while for RubyGems dependencies it is *Denial of Service*.

An important observation is that most of the vulnerabilities affecting dependencies of packages and external projects have known fixes (in the form of more recent package releases that are no longer vulnerable). Maintainers of dependents should therefore invest more effort in checking their exposure to vulnerable dependencies, and in updating their outdated dependencies in order to reduce the number of dependency vulnerabilities. In contrast, the majority of the outdated and vulnerable dependencies need to be updated to a new major release to avoid the vulnerabilities. We found that around one out of three

vulnerabilities affecting direct dependencies of packages and external GitHub projects, could be avoided by only making backward compatible dependency updates.

## Acknowledgments

This research was partially funded by the Excellence of Science project 30446992 SECO-Assist financed by F.R.S.-FNRS and FWO-Vlaanderen, as well as FNRS Research Credit J015120 and FNRS Research Project T001718. We express our gratitude to the security team of *Snyk* for granting us permission to use their dataset of vulnerability reports for research purposes.

## References

1. Tobias Lauinger, Abdelberi Chaabane, Sajjad Arshad, William Robertson, Christo Wilson, and Engin Kirda. Thou shalt not depend on me: Analysing the use of outdated JavaScript libraries on the web. In *NDSS Symposium*, 2017.
2. Alexandre Decan, Tom Mens, and Eleni Constantinou. On the impact of security vulnerabilities in the npm package dependency network. In *International Conference on Mining Software Repositories*, 2018.
3. Alexandre Decan, Tom Mens, and Philippe Grosjean. An empirical comparison of dependency network evolution in seven software packaging ecosystems. *Empirical Software Engineering*, 24(1):381–416, Feb 2019.
4. OWASP. Owasp top ten web application security risks. <https://owasp.org/www-project-top-ten/>, 2017. accessed: 24/04/2021.
5. Snyk. The state of open source security. <https://snyk.io/wp-content/uploads/The-State-of-Open-Source-2017.pdf>, 2017. accessed: 10/06/2021.
6. Erik Wittern, Philippe Suter, and Shriram Rajagopalan. A look at the dynamics of the JavaScript package ecosystem. In *Int'l Conf. Mining Software Repositories (MSR)*, pages 351–361. IEEE, 2016.
7. Riivo Kikas, Georgios Gousios, Marlon Dumas, and Dietmar Pfahl. Structure and evolution of package dependency networks. In *International Conference on Mining Software Repositories (MSR)*, pages 102–112. IEEE, 2017.
8. Alexandre Decan, Tom Mens, and Maëlick Claes. An empirical comparison of dependency issues in OSS packaging ecosystems. In *International Conference on Software Analysis, Evolution and Reengineering*, pages 2–12. IEEE, 2017.
9. Christopher Bogart, Christian Kästner, James Herbsleb, and Ferdian Thung. How to break an API: Cost negotiation and community values in three software ecosystems. In *Int'l Symp. Foundations of Software Engineering (FSE)*, pages 109–120. ACM, 2016.
10. N. H Pham, T. T Nguyen, H. A Nguyen, X. Wang, A. T Nguyen, and T. N Nguyen. Detecting recurring and similar software vulnerabilities. In *Int'l Conf. Software Engineering*, pages 227–230, 2010.
11. Y. Shin, A. Meneely, L. Williams, and J. A. Osborne. Evaluating complexity, code churn, and developer activity metrics as indicators of software vulnerabilities. *IEEE Transactions on Software Engineering*, 37(6):772–787, 2010.
12. Ivan Pashchenko, Henrik Plate, Serena Elisa Ponta, Antonino Sabetta, and Fabio Masci. Vulnerable open source dependencies: Counting those that matter. In *International Symposium on Empirical Software Engineering and Measurement*. ACM, 2018.
13. Jukka Ruohonen. An empirical analysis of vulnerabilities in Python packages for web applications. In *International Workshop on Empirical Software Engineering in Practice (IWESEP)*, pages 25–30. IEEE, 2018.

14. Bodin Chinthanet, Serena Elisa Ponta, Henrik Plate, Antonino Sabetta, Raula Gaikovina Kula, Takashi Ishio, and Kenichi Matsumoto. Code-based vulnerability detection in Node.js applications: How far are we? In *International Conference on Automated Software Engineering (ASE)*, pages 1199–1203. IEEE, 2020.
15. Joël Cox, Eric Bouwers, Marko van Eekelen, and Joost Visser. Measuring dependency freshness in software systems. In *International Conference on Software Engineering*, pages 109–118. IEEE Press, 2015.
16. Antonios Gkortzis, Daniel Feitosa, and Diomidis Spinellis. Software reuse cuts both ways: An empirical analysis of its relationship with security vulnerabilities. *Journal of Systems and Software*, 2020.
17. Serena Elisa Ponta, Henrik Plate, and Antonino Sabetta. Detection, assessment and mitigation of vulnerabilities in open source dependencies. *Empirical Software Engineering*, 25(5):3175–3215, 2020.
18. Rodrigo Elizalde Zapata, Raula Gaikovina Kula, Bodin Chinthanet, Takashi Ishio, Kenichi Matsumoto, and Akinori Ihara. Towards smoother library migrations: A look at vulnerable dependency migrations at function level for npm JavaScript packages. In *International Conference on Software Maintenance and Evolution*, pages 559–563. IEEE, 2018.
19. Markus Zimmermann, Cristian-Alexandru Staicu, Cam Tenny, and Michael Pradel. Small world with high risks: A study of security threats in the npm ecosystem. In *USENIX Security Symposium*, pages 995–1010, 2019.
20. Mahmoud Alfarel, Diego Elias Costa, and Emad Shihab. Empirical analysis of security vulnerabilities in Python packages. In *International Conference on Software Analysis, Evolution and Reengineering*. IEEE, 2021.
21. Gede Artha Azriadi Prana, Abhishek Sharma, Lwin Khin Shar, Darius Foo, Andrew Santosa, Asankhaya Sharma, and David Lo. Out of sight, out of mind? How vulnerable dependencies affect open-source projects. *Empirical Software Engineering*, 26, 2021.
22. Alexandre Decan and Tom Mens. What do package dependencies tell us about semantic versioning? *IEEE Transactions on Software Engineering*, 2019.
23. Jeremy Katz. Libraries.io Open Source Repository and Dependency Metadata, January 2020.
24. Ahmed Zerouali, Tom Mens, Gregorio Robles, and Jesus M. Gonzalez-Barahona. On the relation between outdated Docker containers, severity vulnerabilities, and bugs. In *International Conference on Software Analysis, Evolution and Reengineering*, pages 491–501. IEEE, Feb 2019.
25. Jeanine Romano, Jeffrey D Kromrey, Jesse Coraggio, Jeff Skowronek, and Linda Devine. Exploring methods for evaluating group differences on the NSSE and other surveys: Are the t-test and Cohen's d indices the most appropriate choices? In *Annual Meeting of the Southern Association for Institutional Research*, 2006.
26. Ioannis Samoladas, Lefteris Angelis, and Ioannis Stamelos. Survival analysis on the duration of open source projects. *Information & Software Technology*, 52(9):902–922, 2010.
27. Tom Preston-Werner. Semantic versioning 2.0.0. <https://semver.org/>, 2013.
28. Marc Ohm, Henrik Plate, Arnold Sykosch, and Michael Meier. Backstabber's knife collection: A review of open source software supply chain attacks. In *International Conference on Detection of Intrusions and Malware, and Vulnerability Assessment*, pages 23–43. Springer, 2020.
29. Alex Birsan. Dependency confusion: How I hacked into Apple, Microsoft and dozens of other companies. <https://medium.com/@alex.birsan/dependency-confusion-4a5d60fec610>. accessed: 07/05/2021.
30. Ahmed Zerouali, Tom Mens, Alexandre Decan, Jesus Gonzalez-Barahona, and Gregorio Robles. A multi-dimensional analysis of technical lag in Debian-based Docker images. *Empirical Software Engineering*, 26(2):1–45, 2021.
31. Ahmed Zerouali, Tom Mens, and Coen De Roover. On the usage of JavaScript, Python and Ruby packages in Docker Hub images. *Science of Computer Programming*, page 102653, 2021.
32. J. Cox, E. Bouwers, M. van Eekelen, and J. Visser. Measuring dependency freshness in software systems. In *International Conference on Software Engineering*, pages 109–118, 2015.

- 
33. C. Wohlin, P. Runeson, M. Host, M. C. Ohlsson, B. Regnell, and A. Wesslen. *Experimentation in Software Engineering - An Introduction*. Kluwer, 2000.