

Efficient and Less Centralized Federated Learning

Li Chou^{*1}, Zichang Liu^{*1}, Zhuang Wang¹, and Anshumali Shrivastava¹

Rice University, Houston TX, USA {lchou,zl71,zw50,anshumali}@rice.edu

Abstract. With the rapid growth in mobile computing, massive amounts of data and computing resources are now located at the edge. To this end, Federated learning (FL) is becoming a widely adopted distributed machine learning (ML) paradigm, which aims to harness this expanding skewed data locally in order to develop rich and informative models. In centralized FL, a collection of devices collaboratively solve a ML task under the coordination of a central server. However, existing FL frameworks make an over-simplistic assumption about network connectivity and ignore the communication bandwidth of the different links in the network. In this paper, we present and study a novel FL algorithm, in which devices mostly collaborate with other devices in a pairwise manner. Our nonparametric approach is able to exploit network topology to reduce communication bottlenecks. We evaluate our approach on various FL benchmarks and demonstrate that our method achieves $10\times$ better communication efficiency and around 8% increase in accuracy compared to the centralized approach.

Keywords: Machine Learning · Federated Learning · Distributed Systems.

1 Introduction

The rapid growth in mobile computing on edge devices, such as smartphones and tablets, has led to a significant increase in the availability of distributed computing resources and data sources. These devices are equipped with ever more powerful sensors, higher computing power, and storage capability, which is contributing to the next wave of massive data in a decentralized manner. To this end, federated learning (FL) has emerged as a promising distributed machine learning (ML) paradigm to leverage this expanding computing and data regime in order to develop information-rich models for various tasks. At a high-level, in FL, a collection or federation of devices collaboratively solve a ML problem (i.e., learn a global model) under the coordination of a centralized server. The crucial aspect is to accomplish the task while maintaining the data locally on the device. With powerful computing resources (e.g., cloud servers), FL can scale to millions of mobile devices [13]. However, with the continual increase in edge devices, one of the vital challenges for FL is communication efficiency [3, 13, 17].

Unlike classical distributed ML, where a known architecture is assumed, the structure for FL is highly heterogeneous in terms of computing resources, data,

and network connections. Devices are equipped with different hardware, and are located in dynamic and diverse environments. In these environments, network connections can have a higher failure rate on top of varying communication and connection patterns. For example, 5% and more of the devices participating in the single round of training may fail to complete training or completely drop out of communication [13]. The device network topology may evolve, which can be useful information for communication efficiency. In FL, the central server has the critical role of aggregating and distributing model parameters in a back and forth manner (i.e., rounds of communication) with the devices to build and maintain a global model. One natural solution is to have powerful central servers. However, this setup comes with high costs and are only affordable for large corporations [13]. Moreover, overly relying on a central server can suffer from single point failure [30] and communication bottleneck.

An alternative to the client-server architecture is peer-to-peer (P2P) networking. P2P dramatically reduces the communication bottleneck by allowing devices to communicate with one another. Given this insight, we propose a FL framework, which we dub as **FedP2P**, that leverages and incorporates the attributes of a P2P setting. **FedP2P** significantly reduces the role and communication requirements of the central server. Additionally, P2P naturally utilizes network topology to better structure device connections. It is widely accepted that communication delays increase with the node degrees and spectral gap of the network graph [13]. Explicit consideration of network topology increases communication efficiency such as wall-clock time per iteration. Empirically, we show **FedP2P** outperforms the established FL framework, **FedAvg** [20] on a suite of FL benchmark datasets on both computer vision and language tasks, in addition to two synthetic data, involving three different model architectures. With the same number of communication rounds with a central server, **FedP2P** achieves an 8% increase in accuracy. With the same number of devices participating in the training, **FedP2P** can achieve 10× speed up in communication time.

2 Preliminary and Related Work

FL is a distributed ML paradigm, where data reside on multiple devices, and under the coordination of a centralized server, the devices collaboratively solve an ML problem [13]. Moreover, and importantly, data are not shared among devices, but instead, model aggregation updates, via communication between server and devices, are used to optimize the ML objective. Naturally, what we can expect as corollaries, and as key challenges, from this setting are: a massive number of devices, highly unbalanced and skewed data distribution (i.e., not identically and independently distributed, and limited network connectivity (e.g., slow connections and frequent disconnections). In FL, the optimization problem is defined as

$$\min_{\theta} f(\theta) \quad \text{where} \quad f(\theta) \triangleq \sum_{i=1}^N p_i F_i(\theta). \quad (1)$$

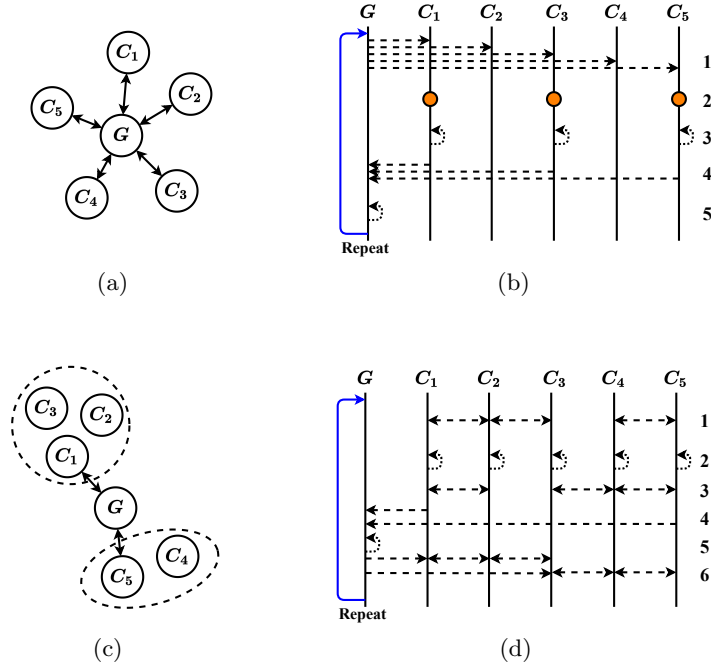


Fig. 1: (a) Structure for centralized FL framework, in which central server directly communicates with all devices for model distribution and aggregation (b) Communication flow for centralized FL (**FedAvg**). The steps are 1: server G sends global model to clients, 2: G designates client devices for training (C_1, C_3, C_5), 3: selected client devices train on local data, 4: devices send parameters of the trained model back to G , 5: G aggregates the trained parameters, and the process repeats. (c) Structure for our proposal (**FedP2P**). Dash circle represents local P2P network, in which devices perform pairwise communication. The central server only communicates with a small number of devices, one device within each local P2P network here. (d) Communication flow for **FedP2P**. The steps are: 1: form P2P network, 2: all devices train in parallel on local data, 3: devices can aggregate/synchronize models via Allreduce, 4: G receives aggregated parameter from each partition (not from all devices), 5: G aggregates the parameters from the partitions to get global parameter, and 6: G sends global parameter to the P2P networks (not to all devices).

N is the number of devices, $p_i \in [0, 1]$, and $\sum_{i=1}^N p_i = 1$. For supervised classification, we typically have $F_i(\theta) = \ell(X_i, Y_i; \theta)$, where (X_i, Y_i) are the data and θ are the model parameters. ℓ is some chosen loss function for client devices C_i . We assume data is partitioned across N client devices, which give rise to potentially different data distributions. Namely, given data \mathcal{D} partitioned into samples D_1, \dots, D_N such that D_i corresponds to C_i , the local expected empirical loss is $F_i(\theta) = \mathbb{E}_{X_i \sim D_i} [f_i(X_i; \theta)]$ where $p_i = |D_i|/|\mathcal{D}|$. D_i varies from device to device and is assumed to be non-IID. The federated averaging (FedAvg) algorithm [20] was first introduced to optimize the aforementioned problem, which we describe next.

2.1 Centralized Federated Learning: Federated Averaging

FedAvg is a straightforward algorithm to optimize Eq. (1). The details are shown in Algo. 1 and Fig. 1(b). The global objective, orchestrated by a central server G , is optimized locally via the F_i functions applied to the local data on the devices. Let $\mathcal{C} = \{C_1, \dots, C_N\}$ be the collection of client devices that are willing and available to participate in training a global model for a specific machine learning task. At each training round t , the central server randomly selects a subset $Z \subset \mathcal{C}$ devices to participate in round t of training. G sends to each selected device a complete copy of the global model parameters θ_G^t . Each device trains F_i , via stochastic gradient descent (SGD), initialized with θ_G^t using its own training data D_i for a fixed number of epochs E , batch size O , and according to a fixed learning rate η . Subsequently, the client devices send the updated parameters $\theta_{C_i}^{t+1}$ back to G , where G performs a model synchronization operation. This process is repeated for T rounds, or until a designated stopping criterion (e.g., model convergence). Unlike traditional distributed machine learning, FedAvg propose to average model parameters (i.e., $\text{Aggregate}(\cdot)$ operation in Algo. 1) instead of aggregating gradients to dramatically reduce communication cost. FedAvg started an active research field on centralized federated learning, which assumes that all communications occur directly with the central server.

2.2 Multi-Model Centralized Federated Learning

Here we focus on related FL settings, where the goal is to learn multiple models using the idea of clustering. These methods mostly utilize the information from model parameters for device clustering. All these methods concentrate on optimization while ignoring practical communication constraints. For example, [5] uses a hierarchical k -means clustering technique based on similarities between the local and global updates. At every round, all devices are clustered according to the input parameter k , which makes this technique not practical in a real-world FL setting. [10] focuses on device clustering. They assume k different data distributions, and the server maintains k different global models. A subset of devices is sampled at each round, and all k models are sent to each of the devices. The sampled devices then optimize the local objective, using each of the k models, and selects the model with the lowest loss. The updated model

Algorithm 1 Federated Averaging (FedAvg)

Input: $T, |Z|, \eta, O, E, \theta_G^0$
for $t = 0$ **to** $T-1$ **do**
 Server G samples subset of client devices $C_i \in Z$
 and sends θ_G^t to sampled devices: $\theta_{C_i}^t \leftarrow \theta_G^t$
for each $C_i \in Z$ **in parallel do**
 //Device trains on local data with
 //step size η , batch size O , epochs E
 $\theta_{C_i}^{t+1} \leftarrow \min F_i(\theta_{C_i}^t)$
end for
end for
 $\theta_G^{t+1} \leftarrow \text{Aggregate}(\theta_{C_i}^{t+1}, \forall C_i \in Z)$

with the lowest loss, which also corresponds to the device’s cluster identity, is sent back to the server for aggregation based on the clusters. The process is repeated for a given number of rounds. This method can be interpreted as a case of k -means with subsampling. The need to communicate k models to each device creates an information communication bottleneck. We emphasize that our goal is not to solve a clustering problem.

2.3 Decentralized Federated Learning

Decentralized FL is also an active area of research, and we focus on the corresponding FL setting that involves P2P communication in this section. FL utilizing P2P communication has been previously proposed by [15]. However, a graph structure is imposed, and communication is based on the graph structure and limited to one-hop neighbors. Also, graph topology can change over time. The algorithm requires potentially complex Bayesian optimization. In addition, the experiments are limited to 2 nodes.

P2P ML, where the goal is to learn personalized models, as opposed to a single global model, has been proposed by in [30] and under strong privacy requirements by [2]. The gossip protocol is a P2P communication procedure based on how epidemics spread [9]. Gossip algorithms are distributed asynchronous algorithms with applications to sensors, P2P, and ad-hoc networks. It has been used to study averaging as an instance of the distributed problem [4], and successfully applied in the area of decentralized optimization [8, 14]. Also, several works focus on decentralized FL from the perspective of optimization, decentralized SGD [19, 27, 26].

2.4 Efficient Pairwise Communication

Allreduce [24, 29] is a collective operation that reduces the target tensors in all processes to a single tensor with a specified operator (e.g., sum or average) and broadcasts the result back to all processes. It is a decentralized operation and

only involves P2P communication for the reduction (e.g., model synchronization). Because Allreduce is a bandwidth-optimal communication primitive and is well-scalable for distributed training, it is widely adopted in distributed ML frameworks [23, 25].

3 Less Centralized Federated Learning

In this section, we outline our federated learning framework, **FedP2P**, and provide a detailed discussion of the critical aspects of our design. With **FedP2P**, we exploit efficient P2P communication in conjunction with a coordinating center that does high-level model aggregation.

3.1 Proposed Framework: FedP2P

The structure of centralized FL follows a star graph, in which the central server directly communicates with all client devices (see Fig. 1(a)). On the contrary, we aim to reorganize the connectivity structure in order to distribute both the training and communication on the edge devices by leveraging P2P communication. To this end, we form L local P2P networks in which client devices perform pairwise communication within each P2P network, which we refer to as **FedP2P**. With **FedP2P**, the central server only communicates with a small number of devices, one from each local P2P network (see Fig. 1(c)).

Here, we describe the training process. The details are shown in Algo. 2 and Fig. 1(d). To better understand our framework, we follow the centralized setup by describing the whole training process in T rounds. We describe the process as three phases for each round as follows.

1. **Form Local P2P Network:** At the start of each round t , the central server randomly partitions N devices into L local P2P networks Z_1, \dots, Z_L . The central servers distribute the global model θ^{t-1} from the previous round to each P2P network. Note that the central server only communicates with one or a few devices from each P2P network for the global model distribution. In practice, L is not a tuning parameter, but can be precisely calculated to minimize communication cost given devices bandwidth and the desired number of total participating devices in each round. We provide more information on the choice of L in Section 3.2.
2. **P2P Synchronization:** Within a local P2P network Z_l , part of or all devices train the local P2P network model $\theta_{Z_l}^t$ using its own data in parallel. Once the devices finish training, the model is locally synchronized within Z_l . This is done via an $\text{Aggregate}(\cdot)$ operation, which we define as $\theta_{Z_l^{t+1}} \leftarrow \sum_{C_i \in Z} \gamma_i \theta_{C_i}$, where $\gamma_i = |D_i| / \sum_i |D_i|$. This process can be conducted one or more times, and we can efficiently accomplish a single P2P network model synchronization using the Allreduce approach. Note that all training and communication inside each local P2P network are conducted independently and in parallel.

Algorithm 2 Federated Peer-to-Peer (FedP2P)

```

Input:  $T, L, Q, \eta, O, E$ 
for  $t = 0$  to  $T-1$  in parallel do
   $Z_1, Z_2, \dots, Z_L$  //Form P2P networks
  for  $l = 1$  to  $L$  in parallel do
    for  $C_i \in Z \subseteq Z_l$  s.t.  $|Z| = Q$  in parallel do
      //Device trains on local data with
      //step size  $\eta$ , batch size  $O$ , epochs  $E$ 
       $\theta_{C_i}^{t+1} \leftarrow \min F_i(\theta_{C_i}^t)$ 
    end for
     $\theta_{Z_l}^{t+1} \leftarrow \text{Aggregate}(\theta_{C_i}^{t+1}, \forall C_i \in Z)$  //Allreduce
  end for
   $\theta_G^{t+1} \leftarrow \text{Aggregate}(\theta_{Z_1}^{t+1}, \dots, \theta_{Z_L}^{t+1})$ 
end for

```

3. **Global Synchronization:** The central server G globally aggregates the updated models, $\theta_{Z_l}^{t+1}$ for $l = 1, \dots, L$, from every local P2P network, and perform model averaging over L models. Namely, $\theta_G^{t+1} \leftarrow L^{-1} \sum_{l=1}^L \theta_{Z_l}^{t+1}$. Since each local P2P network is already locally synchronized, G gathers models from one device for each P2P network.

In order to obtain the global model among all P2P networks, our proposed framework also utilizes a central coordinator for global model synchronization. However, note that the communication and workload for the central coordinator in FedP2P are significantly reduced. Assume both FedP2P and FedAvg utilizes P participating devices in a single round of training. The FedAvg central server communicates with P devices and perform model synchronization among P models. In contrast, the FedP2P central server only communicates with K devices and perform model synchronization among K cluster models where $P \gg K$. From another perspective, we assume the central server has a fixed bandwidth that can be devoted to coordinating federating training. FedP2P allows for many more devices to participate within each global round, enabling the global model to train on more data in a single global communication round. FedP2P distributes both computation workloads and communication burden to the edge, and we will provide a detailed comparison of communication cost in Section 3.2.

Potential privacy and trust problems of FedP2P arise from two levels of cooperation: 1) the cooperation between the central server and the device within each local P2P network; and 2) the cooperation within each local P2P network. The first level is the same as standard centralized FL and we expect established solutions such as cryptographic protocols proposed by [3] to work well for FedP2P. The second level follows decentralized FL settings. Existing secure aggregation protocols such as confidential smart contract [13] can be adopted.

3.2 Communication Efficiency

The central server bandwidth becomes the performance bottleneck in **FedAvg** when there are a large number of sampled devices. **FedP2P** alleviates this server-device bottleneck through decentralization. Namely, the server only needs to communicate with a subset of the sampled devices, which we refer to as agents. However, it incurs additional communication overhead inside P2P networks because the agents have to communicate with other devices. **FedP2P** needs to balance the trade-off between the server-agent and agent-device communication overhead.

We model and analyze the communication cost of **FedAvg** and **FedP2P** in this section. To simplify the analysis, we define B_d as the bandwidth between each device-device pair for the training, B_s as the total bandwidth capacity from the server to the devices (i.e., uplink bandwidth of server), and M as the model size. We assume all P2P networks have the same P number of devices participating in one single round of model training.

Communication Efficiency of FedAvg: There are two main steps in the data transmission: 1) the model distribution from the server to the sampled devices has the communication time of MP/B_s ; and 2) the model aggregation from the devices to the server has the communication time of $\alpha MP/B_s$, where $1/\alpha B_s$ is the total bandwidth capacity from the devices to the server (i.e., downlink bandwidth of server). Note that $\alpha \geq 1$ since the upload bandwidth of devices is typically smaller than their download bandwidth. Let H_{avg} , denoting the communication time in **FedAvg**, be $H_{avg} = (1 + \alpha)MP/B_s$.

Communication Efficiency of FedP2P: There are four main steps in the data transmission: 1) the model distribution from the server to the agent in each cluster has the communication time of LM/B_s ; 2) the model distribution from the agent to the sampled devices in each P2P network has communication time of PM/LB_d , where P/L is the number of sampled devices in each P2P network; 3) local model synchronization at the end of each local training round has the communication time of $2M/B_s$ (The exact communication time of Allreduce is $\frac{2(n-1)M}{nB_s}$, where n is the number of workers); and 4) global model synchronization at the end of each global training round has the communication time of $\alpha LM/B_s$. Let H_{p2p} denote the communication time in **FedP2P** be defined as

$$H_{p2p} = \frac{(1 + \alpha)LM}{B_s} + \frac{PM}{LB_d} + \frac{2M}{B_d}.$$

The choice of L is a way to balance the trade-off between the server-agent and agent-device communication overhead. A small L results in the low server-agent communication overhead because the server just communicates with a small number of agents, while it increases the agent-device communication time because each agent needs to broadcast the model to more devices; and vice versa. H_{p2p} reaches its minimum: $\min H_{p2p} = \frac{2M}{B_d}(\frac{P}{L} + 1)$ when $L = A\sqrt{P}$, where $A = \sqrt{\frac{B_s}{(1+\alpha)B_d}}$ is a constant in a federated learning system. Define $R = \frac{H_{avg}}{\min H_{p2p}}$

and $\gamma = \frac{B_s}{B_d}$. Then

$$R = \frac{(1 + \alpha)P}{2\sqrt{\gamma(1 + \alpha)P} + 2\gamma}. \quad (2)$$

$R > 1$ indicates that FedP2P has lower communication overhead than FedAvg. Eq. (2) shows that the value of R increases with 1) the increasing number of sampled devices; 2) the decreasing gap between the bandwidth capacities of the server and devices; and 3) the increasing gap between the server's uplink and downlink bandwidth capacities.

3.3 Theoretical Insight

In this section, we provide some theoretical insight into the performance of FedP2P. We instantiate the framework of [18] (i.e., Theorems 1, 2, and 3; for spacing, we omit the details) to simplify the analysis. Similarly, let F^* and F_i^* be the minimal values of F and F_i . Let $\Gamma = F^* - \sum_{i=1}^N p_i F_i^*$. The magnitude of Γ quantifies the degree of non-IID (i.e., heterogeneity) such that Γ goes to zero as the number of non-IID samples decrease. We also apply the same assumptions on smoothness, convexity, and bounds on variance and norm of the the stochastic gradient. Notation-wise, we substitute $\theta_G = \mathbf{w}$, $J = C$, $U = L$ as the Lipschitz constant, and $V^2 = G^2$ to uniformly bound the expected squared norm of stochastic gradients from the top. First, FedP2P satisfies the following base case.

Corollary 1. *Let $\sum_{l=1}^L |Z_l| = N$ and the aggregation at the server G be defined as $\theta_G^t \leftarrow \sum_{l=1}^L \psi_l \theta_{Z_l}^t$ such that $\psi_l = |\mathcal{D}|^{-1} \sum_{C_i \in Z_l} |D_i|$. Then the same bound in Theorem 1 [18] holds for FedP2P.*

Corollary 1 is restrictive since we cannot hope to compute all ψ_l , and the total number of devices participating varies due to the stragglers effect in practice. However, we next analyze Theorems 2 and 3 under the FedP2P scheme at the level of server G , which highlights an advantage of FedP2P. To ground the analysis, under the special case of one device P2P network, we have the following.

Corollary 2. *Let $\sum_{l=1}^L |Z_l| < N$ and $|Z_l| = 1, \forall l$. Then the same bound in Theorem 2 and 3 [18] holds for FedP2P.*

Here we focus on the J term in Theorems 2 and 3. From Theorem 2, we have $J = 4K^{-1}E^2V^2$, where K is number of devices for aggregation. However, note that with FedP2P, effectively, we have $J = 4(K \sum_l |Z_l|)^{-1}E^2V^2$ at G . Therefore, J is reduced by a factor of $\sum_l |Z_l|$ and thus, improves the bound. Similarly, from Theorem 3, we have $J = 4(N-1)^{-1}K^{-1}(N-K)E^2V^2$. However, at G , the terms $(N-K)$ shrinks, and K^{-1} grows significantly under FedP2P since K increases by a factor of $\sum_l |Z_l|$, thereby also improves the bound.

4 Experiments

In this section, we present the experiment results that demonstrate the performance between FedP2P and FedAvg from various perspectives. Specifically, we

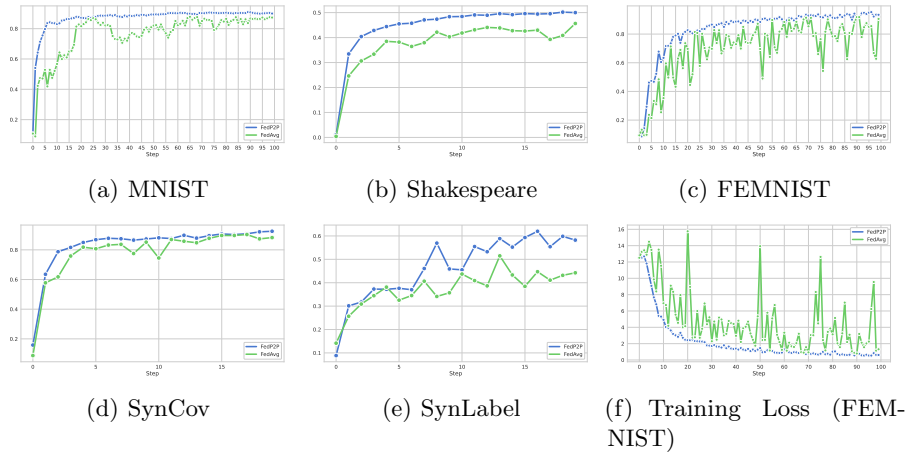


Fig. 2: 2(a), 2(b), 2(c), 2(d), and 2(e) are average testing accuracy across devices as a function of global communication rounds. FedP2P shows higher and much smoother accuracy curves on all real datasets and two synthetic datasets. 2(f) plots the loss during training on FEMNIST. FedP2P gives a smooth convergence curve.

focus on answering the following questions: 1) how does FedP2P perform comparing to centralized methods on model accuracy? 2) does FedP2P outperform centralized federated learning in terms of communication efficiency? 3) How robust is FedP2P handling network instability such as stragglers? 4) How does FedP2P perform with different parameters?

4.1 Datasets

Synthetic Datasets: In FL, the data on devices are non-IID. Following the taxonomy described in [13], non-IID is decomposed into five regimes: 1) covariance shift, 2) label probability shift, 3) same label with different features, 4) same features with different labels, and 5) quantity skew. To effectively explore and understand the various non-IID situations, we create two synthetic datasets: SynCov and SynLabel. The setup is similar to [17]. SynCov simulates covariance shift with quantity skew, and SynLabel simulates label probability shift with quantity skew. The high-level data generation process is as follows. First, we designate $N(= 100)$ number of client devices C_i . Next, we sample from a lognormal distribution to determine the number of data points for each C_i . Let X be the features and Y be the class labels, where feature dimension is 60 and number of classes is 10. Then, we sample (X, Y) from the data distribution $P_i(X, Y)$ for C_i . The non-IID data refers to differences between $P_i(X, Y)$ and $P_j(X, Y)$ for two different client devices C_i and C_j . Note that we can factor $P_i(X, Y)$ as $P_i(Y|X)P_i(X)$ or $P_i(X|Y)P_i(Y)$. Using this factorization, the details of the data generation process is follows.

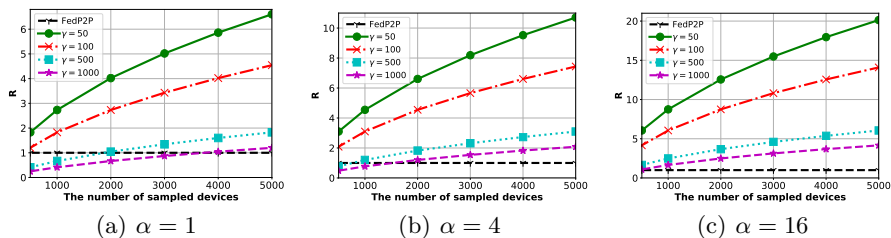


Fig. 3: Numerical comparison between FedP2P and FedAvg on normalized communication time. Black line is FedP2P and others are FedAvg with various bandwidth settings. FedAvg outperforms FedP2P only when the number of sampled devices is small or the device bandwidth is extremely poor. Detailed discussion is in Section 4.4.

- **SynCov**: $P_i(X)$ varies and $P(Y|X)$ shared among client devices C_i . We parameterize $P_i(X)$ with a Gaussian distribution $\mathcal{N}(\mu_i, \sigma_i)$ and $P(Y|X)$ with a softmax function, which has weight and bias parameters W and b respectively. First, we sample $W, b \sim \mathcal{N}(0, 1)$. Then, for each C_i , we sample $\mu_i, \sigma_i \sim \mathcal{N}(0, 1)$ and sample features $x_i \sim P_i(X)$. We obtain y_i from $\arg \max_{y \in Y} P(Y|X = x_i)$.
- **SynLabel**: $P_i(Y)$ varies and $P(Y|X)$ shared among client devices i . Given the number classes $|Y|$, we create a discrete multinomial distribution sampled from a Dirichlet distribution $\text{Dir}(\beta_1, \dots, \beta_{|Y|})$, where $\beta_k > 0$. We repeat this for each C_i . Then, for each $y \in Y$, we sample $\mu_y, \sigma_y \sim \mathcal{N}(0, 1)$ to parameterize $P(Y|X)$ for all i . For each client device we apply logical sampling [11] to obtain $y_i \sim P_i(Y)$ and $x_i \sim P(X|Y = y_i)$ accordingly.

Real-world Datasets: We evaluate on three standard FL benchmark datasets: MNIST [16], Federated Extended MNIST (FEMNIST) [7], and *The Complete Works of William Shakespeare* (Shakespeare) [20]. These datasets are curated from recently proposed FL benchmarks [6, 28]. We use the data partition provided by [17]. For MNIST, the data is distributed, via power law, across 1,000 devices and each device has samples of 2 classes. FEMNIST is a 62 image classification dataset, including both handwritten digits and letters. There are 200 devices and 10 lowercase letters (‘a’ to ‘j’) is subsampled such that each device has samples for 5 classes. Shakespeare is used for the next character prediction task, consisting of lines spoken by different characters (80 classes) in the plays.

4.2 Implementation

We consider centralized FL as our comparison and implemented FedAvg and FedP2P in PyTorch [23]. We evaluate using various model architectures, both convex and non-convex. We use logistic regression for synthetic and MNIST, Convolution Neural Network for FEMNIST, and LSTM classifier for Shakespeare. In order to draw a fair comparison, we use the same set of models and parameters

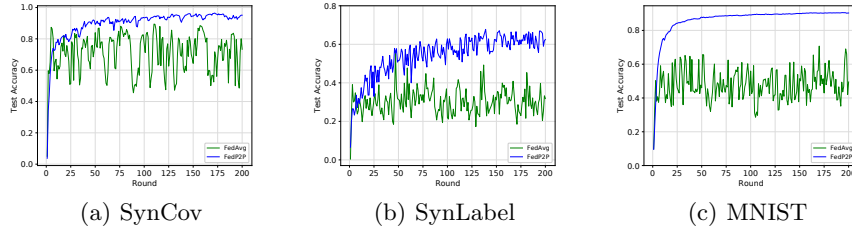


Fig. 4: Comparison on average test accuracy across clients between **FedAvg** and **FedP2P** with 50 % Stragglers. **FedP2P** achieves similar accuracy as when there are no stragglers. However, **FedAvg** suffers from straggler. **FedAvg** achieves much lower accuracy. Besides, **FedP2P** shows a much smoother curve. We can observe accuracy jump up to 20 percent between two rounds for **FedAvg**.

for **FedAvg** and **FedP2P**. Specifically, we use 2-layer CNN with a hidden size of 64 and 1-layer LSTM with a hidden size of 256. Models are trained using SGD. ReLU is used as the activation function. Data is split 80% train and 20% test. We use batch size of 10. We use learning rates of .01 for synthetic, MNIST, FEMNIST, and and .5 for Shakespeare based on grid search on **FedAvg** and 20 epochs. Number of devices selected to train per round is fixed to 10. Both code and datasets will be released once published.

4.3 Model Accuracy

In this section, we compare **FedP2P** and **FedAvg** in terms of test accuracy. We hold test data for each device and follow the standard evaluation metric of classification accuracy. As shown in Table 1, **FedP2P** outperforms **FedAvg** on all datasets. Fig. 2 shows the test accuracy as a function of the total round of communication with the central server. Here, we control the number of global communication to be the same for both methods. For a fair comparison, we only let one round of training within each local P2P network.

On FEMNIST, **FedP2P** achieved 2.6% increase in test accuracy. On MNIST, **FedP2P** achieved 3.7% increase in test accuracy. On Shakespeare, **FedP2P** achieved 9% increase in test accuracy. We see that **FedP2P** achieves higher testing accuracy on every global communication from Fig. 2. Compared to **FedAvg**, **FedP2P** gives a rather smooth accuracy curve. In Fig. 2(f), we provide a plot for training loss on FEMNIST. It worth noting that **FedP2P** also gives a smooth convergence curve. These results demonstrate that **FedP2P** achieves higher model accuracy compared to the centralized approach.

4.4 Communication Efficiency

We numerically compare **FedP2P** and **FedAvg** in terms of the communication efficiency based upon the analysis in Section 3.2. The ratio of the download

Table 1: Summary of best test accuracy on various datasets for FedP2P and FedAvg.

Dataset	FedP2P	FedAvg
MNIST	0.9092	0.8763
FEMNIST	0.9168	0.8929
Shakespeare	0.5019	0.4563
SynCov	0.9252	0.9032
SynLabel	0.6199	0.5149

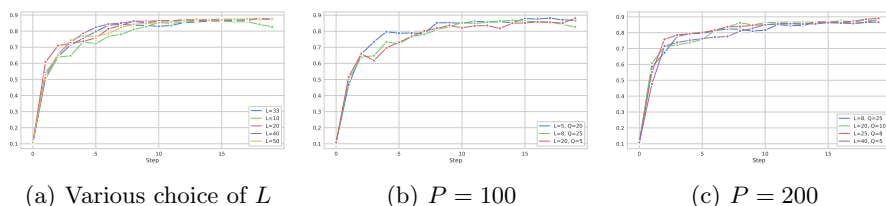


Fig. 5: Test accuracy on MNIST for FedP2P on various parameter settings. (a) shows FedP2P with various numbers of local P2P network. Different choices of L do not affect model performance with FedP2P, and thus we can set L to optimize for communication efficiency. (b) and (c) show FedP2P with various number of total participating devices. FedP2P is also robust with diverse choices of L and Q .

bandwidth to the upload bandwidth of devices varies with different Internet providers, and it covers a wide range. We set the ratio α to $\{1, 4, 16\}$ as in [1]. The number of sampled devices for one round of training is within $[500, 5000]$ [13]. Another parameter that determines the value of R in Eq. (2) is γ , which is the ratio of the server bandwidth to the device bandwidth. Current edge devices have the bandwidth of more than 20 Mbps (e.g., 4K streaming [22]). Also, the advent of 5G enables much higher bandwidth for edge devices [31]. The server bandwidth typically ranges from 10 Gbps to less than 1 Gbps [12]. Therefore, we set γ in the range of $[50, 1000]$ in our simulation.

Fig. 3 shows the comparison of the communication time. With $\gamma = 100$, FedP2P always outperforms FedAvg with the number of sampled devices larger than 500. FedP2P can achieve better performance than FedAvg with more sampled devices, smaller γ , or larger α . However, if the number of sampled devices is small (e.g., $P < 100$), or if the device bandwidth is extremely poor (e.g., $\gamma > 1000$), then FedAvg can potentially outperform FedP2P in terms of the communication time because the performance bottleneck is not the server in these cases. In practice, thousands of devices are sampled for the training in each round, and the sampled devices usually have high bandwidth due to the sampling mechanism [13]. For example, the server tends to select devices with powerful computing capacity

and high bandwidth to avoid stragglers. As a result, we argue that **FedP2P** is more scalable and communication-efficient than **FedAvg** for large-scale FL.

4.5 Stragglers Effect and Choice of L and Q

Stragglers: It is known that FL suffers from stragglers. Specifically, devices fail in on-device training or drop connection due to hardware issues or communication instability. Stragglers cause convergence problems and lead to models with poor performance. We empirically test how robust **FedP2P** is in the straggler situation in terms of model performance, and we present our result in Fig. 4. We drop 50% of the selected devices to simulate stragglers. **FedP2P** performs exceptionally well with stragglers. **FedP2P** archives similar accuracy while the performance of **FedAvg** dramatically drops. Besides, comparing to **FedAvg**, accuracy curves are still relatively smooth for **FedP2P**. For example, the most significant jump on MNIST for **FedAvg** can exceed over 20 percent, while we do not observe a noticeable increase with **FedP2P**.

L and Q : We conduct two sets of experiments on MNIST to illustrate how **FedP2P** performs under various parameters. **FedP2P** introduces L local P2P networks, and within each P2P network, Q devices participated in the training. We conduct the first set of experiments with varying L and the same Q and present the result in Fig. 5(a). We do not observe significant differences among various L . Compared with **FedAvg** from Fig. 2(a), we notice that all **FedP2P** plots lies above **FedAvg**. Thus, we conclude that **FedP2P** is robust to various L setting from the perspective of convergence and accuracy. As a result, in practice, **FedP2P** allows us to choose L to optimize for communication efficiency. We conduct the second set of experiment with various combination of L and Q , where $P = L \times Q$ and $P = 100$ and 200 . We present the result the in Fig. 5(b) and Fig. 5(c). We observe that different combinations of L and Q has negligible effect on classification performance.

5 Conclusion

In this work, we focus on decentralizing FL and propose **FedP2P**, an approach that utilizes peer communication to train one global model collectively. A unique possibility due to our random partition process is that it allows us to exploit device network topology. If we assume that the data distribution is independent of the network evolving topology, then a random selection of devices to form local P2P networks is identical with any deterministic selection (i.e., Principle of deferred decisions [21]). Effectively, we can partition devices into local P2P networks based on favorable network topology. For example, it is widely accepted that long communication hops create potential problems such as low throughput and high latency due to network congestion. Grouping devices based on communication hops would greatly benefit communication efficiency. For example, in Fig. 1(c), devices within fewer communication hops are grouped into the same local P2P network.

References

1. Allconnect: <https://bit.ly/2SFcrOH> (2020)
2. Bellet, A., Guerraoui, R., Taziki, M., Tommasi, M.: Personalized and private peer-to-peer machine learning. In: Proceedings of the 21st International Conference on Artificial Intelligence and Statistics (2018)
3. Bonawitz, K., Eichner, H., Grieskamp, W., Huba, D., Ingerman, A., Ivanov, V., Kiddon, C., Konečný, J., Mazzocchi, S., McMahan, H.B., Overveldt, T.V., Petrou, D., Ramage, D., Roselander, J.: Towards federated learning at scale: System design. In: Proceedings of the 2nd SysML Conference (2019)
4. Boyd, S., Ghosh, A., Prabhakar, B., Shah, D.: Gossip algorithms: Design, analysis and applications. In: Proceedings IEEE Infocomm (2005)
5. Briggs, C., Fan, Z., Andras, P.: Federated learning with hierarchical clustering of local updates to improve training on non-iid data. In: IEEE WCCI 2020 (2020)
6. Caldas, S., Duddu, S.M.K., Wu, P., Li, T., Konečný, J., McMahan, H.B., Smith, V., Talwalkar, A.: Leaf: A benchmark for federated settings (2019)
7. Cohen, G., Afshar, S., Tapson, J., van Schaik, A.: Emnist: an extension of mnist to handwritten letters (2017)
8. Colin, I., Bellet, A., Salmon, J., Cléménçon, S.: Gossip dual averaging for decentralized optimization of pairwise functions. In: Proceedings of The 33rd International Conference on Machine Learning (2016)
9. Demers, A., Gealy, M., Greene, D., Hauser, C., Irish, W., Larson, J., Manning, S., Shenker, S., Sturgis, H., Swinehart, D., Terry, D., Woods, D.: Epidemic algorithms for replicated database maintenance. In: Proceedings of the Sixth Annual ACM Symposium on Principles of Distributed Computing (1987)
10. Ghosh, A., Chung, J., Yin, D., Ramchandran, K.: An efficient framework for clustered federated learning. In: Proceedings of the 34th on Neural Information Processing System (2020)
11. Henrion, M.: Propagation of uncertainty in Bayesian networks by probabilistic logic sampling. In: Proceedings of the Second Conference on Uncertainty in Artificial Intelligence. pp. 149–163 (1986)
12. Hsieh, K., Harlap, A., Vijaykumar, N., Konomis, D., Ganger, G.R., Gibbons, P.B., Mutlu, O.: Gaia: Geo-distributed machine learning approaching {LAN} speeds. In: 14th {USENIX} Symposium on Networked Systems Design and Implementation ({NSDI} 17). pp. 629–647 (2017)
13. Kairouz, P., McMahan, H.B., Avent, B., Bellet, A., Bennis, M., Bhagoji, A.N., Bonawitz, K., Charles, Z., Cormode, G., Cummings, R., D’Oliveira, R.G., Rouayheb, S.E., Evans, D., Gardner, J., Garrett, Z., Gascón, A., Ghazi, B., Gibbons, P.B., Gruteser, M., Harchaoui, Z., He, C., He, L., Huo, Z., Hutchinson, B., Hsu, J., Jaggi, M., Javidi, T., Joshi, G., Khodak, M., Konečný, J., Korolova, A., Koushanfar, F., Koyejo, S., Lepoint, T., Liu, Y., Mittal, P., Mohri, M., Nock, R., Özgür, A., Pagh, R., Raykova, M., Qi, H., Ramage, D., Raskar, R., Song, D., Song, W., Stich, S.U., Sun, Z., Suresh, A.T., Tramèr, F., Vepakomma, P., Wang, J., Xiong, L., Xu, Z., Yang, Q., Felix X. Yu, Han Yu, S.Z.: Advances and open problems in federated learning. arXiv:1912.04977 (2019)
14. Koloskova, A., Stich, S.U., Jaggi, M.: Decentralized stochastic optimization and gossip algorithms with compressed communication. In: Proceedings of the 36th International Conference on Machine Learning (2019)
15. Lalitha, A., Kilinc, O.C., Javidi, T., Koushanfar, F.: Peer-to-peer federated learning on graphs. arXiv:1901.11173 (2019)

16. Lecun, Y., Bottou, L., Bengio, Y., Haffner, P.: Gradient-based learning applied to document recognition. *Proceedings of the IEEE* **86**(11), 2278–2324 (1998)
17. Li, T., Sahu, A.K., Zaheer, M., Sanjabi, M., Talwalkar, A., Smith, V.: Federated optimization in heterogeneous networks. In: *Proceedings of the 3rd MLSys Conference* (2020)
18. Li, X., Huang, K., Yang, W., Wang, S., Zhang, Z.: On the convergence of FedAvg on non-IID data. In: *ICLR* (2020)
19. Lian, X., Zhang, C., Zhang, H., Hsieh, C.J., Zhang, W., Liu, J.: Can decentralized algorithms outperform centralized algorithms? a case study for decentralized parallel stochastic gradient descent. In: *31st Conference on Neural Information Processing System* (2017)
20. McMahan, H.B., Moore, E., Ramage, D., Hampson, S., y Arcas, B.A.: Communication-efficient learning of deep networks from decentralized data. In: *Proceedings of the 20th International Conference on Artificial Intelligence and Statistics* (2017), ([v1] arXiv:1602.05629, 2/2016)
21. Mitzenmacher, M., Upfal, E.: *Probability and Computing : Randomized Algorithms and Probabilistic Analysis*. Cambridge University Press (2005)
22. Netflix: <https://help.netflix.com/en/node/306?rel=related> (2020)
23. Paszke, A., Gross, S., Massa, F., Lerer, A., Bradbury, J., Chanan, G., Killeen, T., Lin, Z., Gimelshein, N., Antiga, L., Desmaison, A., Köpf, A., Yang, E., DeVito, Z., Raison, M., Tejani, A., Chilamkurthy, S., Steiner, B., Fang, L., Bai, J., Chintala, S.: PyTorch: An imperative style, high-performance deep learning library. In: *Proceedings of the 33rd Conference on Neural Information Processing System* (2019)
24. Patarasuk, P., Yuan, X.: Bandwidth optimal all-reduce algorithms for clusters of workstations. *Journal of Parallel and Distributed Computing* **69**(2), 117–124 (2009)
25. Sergeev, A., Del Balso, M.: Horovod: fast and easy distributed deep learning in tensorflow. *arXiv preprint arXiv:1802.05799* (2018)
26. Stich, S.U.: Local SGD converges fast and communicates little. *arXiv:1805.09767* (2018)
27. Tang, H., Lian, X., Yan, M., Zhang, C., Liu, J.: D^2 : Decentralized training over decentralized data. In: *Proceedings of the 35th International Conference on Machine Learning* (2018)
28. TensorFlow-Federated: <https://www.tensorflow.org/federated> (2020)
29. Thakur, R., Rabenseifner, R., Gropp, W.: Optimization of collective communication operations in MPICH. *The International Journal of High Performance Computing Applications* **19**(1) (2005)
30. Vanhaesebrouck, P., Bellet, A., Tommasi, M.: Decentralized collaborative learning of personalized models over networks. In: *Proceedings of the 20th International Conference on Artificial Intelligence and Statistics* (2017)
31. Xu, D., Zhou, A., Zhang, X., Wang, G., Liu, X., An, C., Shi, Y., Liu, L., Ma, H.: Understanding operational 5g: A first measurement study on its coverage, performance and energy consumption. In: *Proceedings of SIGCOMM*. pp. 479–494 (2020)