

Continuous Herded Gibbs Sampling

Laura M. Wolf and Marcus Baum

Institute of Computer Science

University of Göttingen

Göttingen, Germany

Email: {laura.wolf, marcus.baum}@cs.uni-goettingen.de

Abstract—Herding is a technique to sequentially generate deterministic samples from a probability distribution. In this work, we propose a continuous herded Gibbs sampler that combines kernel herding on continuous densities with the Gibbs sampling idea. Our algorithm allows for deterministically sampling from high-dimensional multivariate probability densities, without directly sampling from the joint density. Experiments with Gaussian mixture densities indicate that the L_2 error decreases similarly to kernel herding, while the computation time is significantly lower, i.e., linear in the number of dimensions.

Index Terms—deterministic sampling, herding, Gibbs sampling

I. INTRODUCTION

Sampling, i.e., the selection of a set of points that represent a probability distribution, is an essential problem in many areas such as statistics, machine learning, and nonlinear filtering. For this purpose, randomized sampling algorithms such as importance sampling [1] and Markov Chain Monte Carlo methods (MCMC) methods including Metropolis-Hasting [2], and Gibbs Sampling [3], [4] are widely-used. Recently, deterministic sampling methods [5], [6] are becoming more and more relevant. Deterministically chosen samples can encode more information, thus fewer samples are required to represent a distribution [7]. Furthermore, deterministic algorithms require less testing, which is especially important in safety-critical areas such as autonomous driving [8].

The process of herding, introduced to generate pseudo-samples that match given moments [9], can be used to deterministically sample from discrete probability distributions. Moreover, herding has been applied to Gibbs sampling on graphical models, yielding a deterministic Gibbs sampler on discrete probability distributions [10]. Herded Gibbs sampling also showed comparable results to randomized Gibbs Sampling considering data association in multi-object tracking [11]. Bach et al. [12] furthermore showed that the kernel herding procedure [7] is equivalent to the Frank-Wolfe algorithm. By applying kernels, the herding principle was extended to continuous densities, called kernel herding [7], yielding deterministic super-samples that contain more information than random i.i.d. samples. The herding methods will be discussed in more detail in Section II.

This work was funded by the Lower Saxony Ministry of Science and Culture under grant number ZN3493 within the Lower Saxony “Vorab” of the Volkswagen Foundation and supported by the Center for Digital Innovations (ZDIN).

Considering nonlinear filtering with deterministic samples, the unscented Kalman filter [13], [14] is widely-used, which employs $2d + 1$ sigma-points to represent a d -dimensional Gaussian density. The number of samples, however, is limited and hence also the ability to represent arbitrary densities. Deterministic Gaussian filters were created in [15], [16] by optimizing the sample locations with respect to a suitable distance measure, where all samples are optimized simultaneously in a batch process. Particle filters [1], [17], which are based on sequential Monte Carlo sampling, are often applied to nonlinear filtering problems but they might suffer from particle degeneration such that resampling becomes necessary. In this context, particle flow filters [18], [19] avoid random sampling by systematically placing the particles based on solving partial differential equations. In [20], sequential Monte Carlo methods were combined with Frank-Wolfe optimization to use deterministic samples, which provided a better accuracy than random samples.

The main contribution of our paper is a new deterministic Gibbs sampling algorithm that systematically draws samples from continuous multivariate probability densities unlike the approach in [10], which works on discrete probability distributions and probabilistic graphical models. For this purpose, we extend the kernel herding algorithm to Gibbs sampling, thus creating a herded Gibbs sampler for continuous densities. The key idea is to apply kernel herding to sample from the conditional densities in a Gibbs sampling scheme, while employing the conditional kernel density estimate in order to incorporate all previous samples into the herding process. Our algorithm is suited for high dimensions since only one-dimensional optimization problems have to be solved. Furthermore, it allows for generating samples from an unknown joint density, like randomized Gibbs sampling, as long as the conditional probability densities are known. We provide experimental convergence results showing that the L_2 error decreases comparably to kernel herding while the computation time is significantly lower.

This paper is structured as follows: In Section II we revisit herding methods for deterministic sampling, including discrete herded Gibbs sampling and kernel herding. In Section III we then introduce our new algorithm called continuous herded Gibbs sampling and in Section IV we present experimental results for Gaussian mixtures. The paper ends with a brief conclusion and outlook in Section V.

II. BACKGROUND

In this section, we will review the basic herding [9] procedure and herded Gibbs sampling [10] for sampling from discrete distributions as well as kernel herding [7] for the continuous case.

A. Herding discrete samples

Herding [9] is a deterministic process of generating samples that match given moments $\mu = \mathbb{E}_{\mathbf{x} \sim P}[\phi(\mathbf{x})]$ with respect to the features $\phi(\mathbf{x})$, where P is a discrete probability distribution. The sampling is carried out via maximizing a weight vector \mathbf{w} w.r.t. ϕ , which includes information on all previous samples. Then, the moments and current samples are incorporated into \mathbf{w} in an update. The procedure to compute the t^{th} sample $\mathbf{x}^{(t)} \in \mathcal{X} \subseteq \mathbb{R}^d$ is given by [10]

$$\mathbf{x}^{(t)} = \arg \max_{\mathbf{x} \in \mathcal{X}} \langle \mathbf{w}^{(t-1)}, \phi(\mathbf{x}) \rangle, \quad (1)$$

$$\mathbf{w}^{(t)} = \mathbf{w}^{(t-1)} + \mu - \phi(\mathbf{x}^{(t)}), \quad (2)$$

with the weight vector $\mathbf{w} \in \mathcal{H}$ and feature map $\phi : \mathcal{X} \mapsto \mathcal{H}$. The feature space \mathcal{H} is a Hilbert space with inner product $\langle \cdot, \cdot \rangle$. In order to sample from a probability distribution, i.e. $\mu = P$, the indicator vector is used as feature map ϕ . The weight vector \mathbf{w} can be initialized as μ . With ϕ as the indicator vector, (1) boils down to maximizing \mathbf{w} , (2) results in a subtraction of 1 at the corresponding element of \mathbf{w} . The probability of \mathbf{x} determines how fast it will be sampled again, as P is added to \mathbf{w} after every sample.

In [10], the same process was applied to the full conditionals in Gibbs sampling, thus creating a deterministic Gibbs sampler for discrete probability distributions. However, herding has to be applied separately to each conditional probability distribution, maintaining separate weight vectors for all conditionals and resulting in a worst case exponential space complexity. Pseudocode generating T samples using herded Gibbs sampling can be found in Alg. 1. We make use of the notation $\bar{\mathbf{x}}_i = (\mathbf{x}_1, \dots, \mathbf{x}_{i-1}, \mathbf{x}_{i+1}, \dots, \mathbf{x}_d)^\top$. The weights $\mathbf{w}^{i, \bar{\mathbf{x}}_i}$ are initialized with $P(\mathbf{x}_i | \bar{\mathbf{x}}_i)$. Note, that there is one weight vector for each combination of i and $\bar{\mathbf{x}}_i$.

Algorithm 1 Discrete herded Gibbs sampling [10]

```

1: for  $t = 1, \dots, T$  do
2:   for  $i = 1, \dots, d$  do
3:      $\mathbf{x}_i = \arg \max \mathbf{w}^{i, \bar{\mathbf{x}}_i}$ 
4:      $\mathbf{w}^{i, \bar{\mathbf{x}}_i} = \mathbf{w}^{i, \bar{\mathbf{x}}_i} + P(\mathbf{x}_i | \bar{\mathbf{x}}_i)$ 
5:      $\mathbf{w}_{\mathbf{x}_i}^{i, \bar{\mathbf{x}}_i} = \mathbf{w}_{\mathbf{x}_i}^{i, \bar{\mathbf{x}}_i} - 1$ 
6:   end for
7:    $\mathbf{x}^{(t)} = \mathbf{x}$ 
8: end for
```

B. Kernel herding

The herding process was extended to continuous probability densities in [7]. The objective is to deterministically determine t samples $\mathbf{x}^{(1)}, \dots, \mathbf{x}^{(t)} \in \mathbb{R}^d$ that represent a d -dimensional

probability density p . In the continuous case of herding, an infinite number of features needs to be considered, which is intractable. By applying kernels $k(\mathbf{x}, \mathbf{x}') = \langle \phi(\mathbf{x}), \phi(\mathbf{x}') \rangle$, the feature vectors are incorporated implicitly. A weight vector is not needed anymore, it is replaced by a weight function, which incorporates the expectation of the kernel over p , the moments to be matched, as well as all previous samples and needs to be optimized. Sample $\mathbf{x}^{(t+1)}$ from a probability density $p(\mathbf{x})$ is then computed as follows, where both the sampling step and the weight update are combined into one optimization [7]:

$$\mathbf{x}^{(t+1)} = \arg \max_{\mathbf{x} \in \mathcal{X}} \mathbb{E}_{\mathbf{x}' \sim p} [k(\mathbf{x}, \mathbf{x}')] - \frac{1}{t+1} \sum_{s=1}^t k(\mathbf{x}, \mathbf{x}^{(s)}). \quad (3)$$

III. CONTINUOUS HERDED GIBBS SAMPLING

In this work, we propose to combine herded Gibbs sampling with kernel herding to create a deterministic Gibbs sampler for continuous distributions. A naïve attempt would be to apply kernel herding directly to the conditional probabilities of Gibbs sampling. In (3) one would replace $\mathbf{x}^{(t+1)}$ by $\mathbf{x}_i^{(t+1)}$ and $p(\mathbf{x})$ by $p(\mathbf{x}_i | \bar{\mathbf{x}}_i)$ in (3), where $\bar{\mathbf{x}}_i$ is defined as above. In the summation in (3) only those samples $\mathbf{x}_i^{(s)}$ would be used, where $\bar{\mathbf{x}}_i^{(s)} = \bar{\mathbf{x}}_i$. This would be equivalent to having a separate weight vector for each combination of i and $\bar{\mathbf{x}}_i$, as it is the case with discrete herded Gibbs sampling. However, since the number of possible $\bar{\mathbf{x}}_i$'s is uncountable in the continuous case, a second sample with $\bar{\mathbf{x}}_i^{(s')} = \bar{\mathbf{x}}_i^{(s)}$ will very unlikely appear again. This would result in starting a new herding process for almost every sample, which is undesirable, as the valuable information of previous samples is not used.

For this reason, our key idea is to include all previous samples into the herding process by replacing the kernel density estimate in kernel herding with the conditional kernel density estimate. For this purpose, we rewrite (3) as

$$\mathbf{x}^{(t+1)} = \arg \max_{\mathbf{x} \in \mathcal{X}} \frac{t+1}{t} \mathbb{E}_{\mathbf{x}' \sim p} [k(\mathbf{x}, \mathbf{x}')] - \tilde{p}_t(\mathbf{x}), \quad (4)$$

with the kernel density estimate

$$\tilde{p}_t(\mathbf{x}) = \frac{1}{t} \sum_{s=1}^t k(\mathbf{x}, \mathbf{x}^{(s)}). \quad (5)$$

In order to sample from the conditional probability density, we consider the kernel density estimate conditioned on $\bar{\mathbf{x}}_i$

$$\tilde{p}_t(\mathbf{x}_i | \bar{\mathbf{x}}_i) = \frac{\tilde{p}_t(\mathbf{x})}{\tilde{p}_t(\bar{\mathbf{x}}_i)} = \frac{\sum_{s=1}^t k(\mathbf{x}, \mathbf{x}^{(s)})}{\sum_{s=1}^t k(\bar{\mathbf{x}}_i, \bar{\mathbf{x}}_i^{(s)})}. \quad (6)$$

If the dimensions of the kernel are independent, as it is the case, e.g., for Gaussian kernels, we can rewrite the conditional kernel density estimate as

$$\tilde{p}_t(\mathbf{x}_i | \bar{\mathbf{x}}_i) = \frac{\sum_{s=1}^t k(\mathbf{x}_i, \mathbf{x}_i^{(s)}) k(\bar{\mathbf{x}}_i, \bar{\mathbf{x}}_i^{(s)})}{\sum_{s=1}^t k(\bar{\mathbf{x}}_i, \bar{\mathbf{x}}_i^{(s)})} \quad (7)$$

$$= \frac{1}{c} \sum_{s=1}^t w_s k(\mathbf{x}_i, \mathbf{x}_i^{(s)}), \quad (8)$$

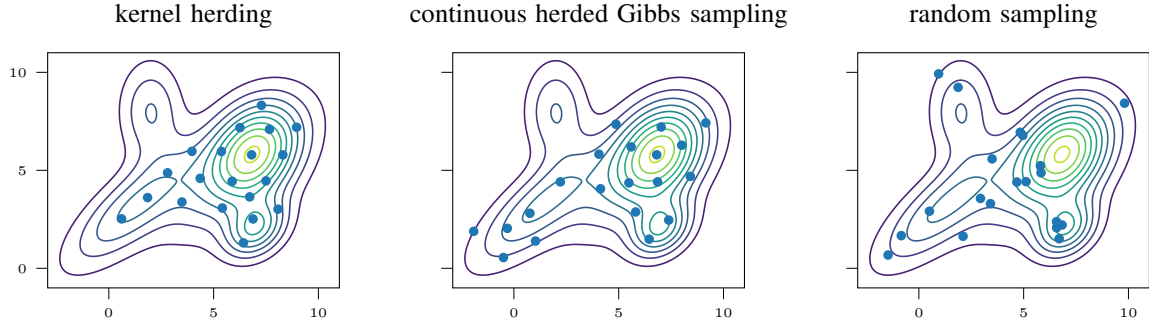


Fig. 1. Illustration of 20 samples drawn from a Gaussian mixture with 5 components using kernel herding, continuous herded Gibbs sampling and random sampling.

with $w_s = k(\bar{\mathbf{x}}_i, \bar{\mathbf{x}}_i^{(s)})$ and $c = \sum_{s=1}^t w_s$.

We can then formulate the procedure for continuous herded Gibbs sampling as follows

$$\mathbf{x}_i^{(t+1)} = \arg \max_{\mathbf{x}_i \in \mathbb{R}} \frac{t+1}{t} \mathbb{E}_{x' \sim p(\mathbf{x}_i | \bar{\mathbf{x}}_i)} [k(\mathbf{x}_i, x')] - \tilde{p}_t(\mathbf{x}_i | \bar{\mathbf{x}}_i). \quad (9)$$

With independent kernels, this simplifies to

$$\mathbf{x}_i^{(t+1)} = \arg \max_{\mathbf{x}_i \in \mathbb{R}} \frac{t+1}{t} \mathbb{E}_{x' \sim p(\mathbf{x}_i | \bar{\mathbf{x}}_i)} [k(\mathbf{x}_i, x')] - \frac{1}{c} \sum_{s=1}^t w_s k(\mathbf{x}_i, \mathbf{x}_i^{(s)}). \quad (10)$$

(10) shows that all previous samples are incorporated into the herding process, however, they are weighted according to the distance between $\bar{\mathbf{x}}_i$ and $\bar{\mathbf{x}}_i^{(s)}$. Pseudocode for continuous herded Gibbs sampling can be found in Alg. 2. Fig. 1 shows samples drawn from a Gaussian mixture using kernel herding, continuous herded Gibbs sampling and random sampling from the joint density.

A visualization of our algorithm is provided in Fig. 2. It shows two samples, $\mathbf{x}^{(1)}$ and $\mathbf{x}^{(2)}$ drawn from a Gaussian density using Gaussian kernels. In the next step $\mathbf{x}_1^{(3)}$ will be sampled along the red line in the upper plot, which depicts $\bar{\mathbf{x}}_1$. The lower plot shows the expectation $\mathbb{E}_{x' \sim p(\mathbf{x}_1 | \bar{\mathbf{x}}_1)} [k(\mathbf{x}_1, x')]$ (dashed blue line) and the herding weight function (solid red line), see (10). Note that the difference between both functions is given by $\frac{1}{c} \sum_{s=1}^t w_s k(\mathbf{x}_1, \mathbf{x}_1^{(s)})$ in the Gaussian case and both functions are equal before any samples are drawn. The impact of a previous sample $\mathbf{x}^{(s)}$ on the herding weight function is determined by w_s , which resembles the distance of $\mathbf{x}^{(s)}$ to $\bar{\mathbf{x}}_1$ (solid red line in the upper plot). This can also be seen in Fig. 2, where $\mathbf{x}^{(2)}$ has a higher impact on the weighting function with $w_2 = 0.997$ as opposed to $\mathbf{x}^{(1)}$ with $w_1 = 0.118$, which has a higher distance to $\bar{\mathbf{x}}_1$. In order to determine $\mathbf{x}_1^{(3)}$, the herding weight function is maximized. Afterwards, the process is repeated for the second dimension.

IV. EVALUATION ON GAUSSIAN MIXTURES

In order to demonstrate the performance of the proposed continuous herded Gibbs sampling algorithm, we provide

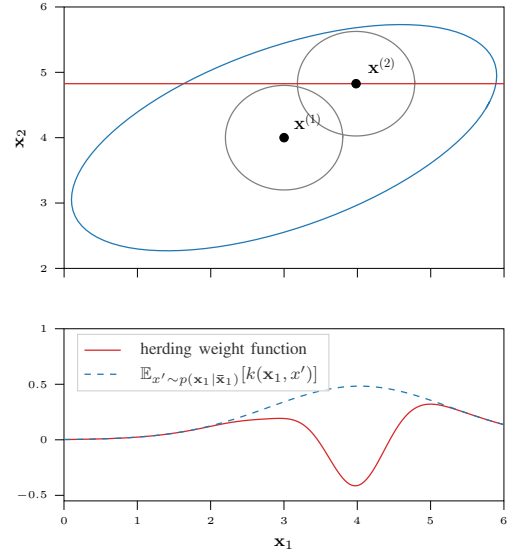


Fig. 2. Visualization of continuous herded Gibbs sampling. Upper plot: two samples drawn from a Gaussian. The kernels and Gaussian are visualized with their 2σ -bound. The red line depicts $\bar{\mathbf{x}}_1$. The lower plot shows the herding weight function (10) (solid red line) and $\mathbb{E}_{x' \sim p(\mathbf{x}_1 | \bar{\mathbf{x}}_1)} [k(\mathbf{x}_1, x')]$ (dashed blue line).

numerical results for the problem of sampling from Gaussian mixture densities. A Gaussian mixture with M components has the density function $p(\mathbf{x}) = \sum_{i=1}^M \phi_i p_i(\mathbf{x})$, with $p_i(\mathbf{x}) \sim \mathcal{N}(\boldsymbol{\mu}_i, \Sigma_i)$, $\phi_i \geq 0$ and $\sum_{i=1}^M \phi_i = 1$. We employed a Gaussian kernel

$$k_d(\mathbf{x}, \mathbf{x}') = \frac{1}{\sqrt{(2\pi)^d |\bar{\Sigma}|}} e^{-\frac{1}{2}(\mathbf{x} - \mathbf{x}')^\top \bar{\Sigma}^{-1}(\mathbf{x} - \mathbf{x}')} \quad (11)$$

with standard deviation σ_k and $\bar{\Sigma} = \sigma_k^2 \mathbf{I}_d$.

The expectation in (3) can then be calculated as

$$\begin{aligned} \mathbb{E}_{\mathbf{x}' \sim p} [k_d(\mathbf{x}, \mathbf{x}')] &= \int_{\mathbb{R}^d} k_d(\mathbf{x}, \mathbf{x}') p(\mathbf{x}') d\mathbf{x}' \\ &= \sum_{i=1}^M \phi_i \frac{1}{(2\pi)^d |\Sigma_i + \bar{\Sigma}|} e^{-\frac{1}{2}(\mathbf{x} - \boldsymbol{\mu}_i)^\top (\Sigma_i + \bar{\Sigma})^{-1}(\mathbf{x} - \boldsymbol{\mu}_i)}, \end{aligned} \quad (12)$$

Algorithm 2 Continuous herded Gibbs sampling

```
for  $t = 1, \dots, T$  do
  for  $i = 1, \dots, d$  do
     $\mathbf{x}_i = \arg \max_{\mathbf{x}_i \in \mathbb{R}} \frac{t+1}{t} \mathbb{E}_{\mathbf{x}' \sim p(\mathbf{x}_i | \bar{\mathbf{x}}_i)} [k(\mathbf{x}_i, \mathbf{x}')] - \frac{1}{c} \sum_{s=1}^t w_s k(\mathbf{x}_i, \mathbf{x}_i^{(s)})$ 
  end for
   $\mathbf{x}^{(t)} = \mathbf{x}$ 
end for
```

using [21] and the identity $(\mathbf{A}^{-1} + \mathbf{B}^{-1})^{-1} = \mathbf{A}(\mathbf{A} + \mathbf{B})^{-1}\mathbf{B} = \mathbf{B}(\mathbf{A} + \mathbf{B})^{-1}\mathbf{A}$. Since the conditional of a Gaussian mixture is also a Gaussian mixture, (12) can also be applied for the expectation in (10), which is a one-dimensional function.

We used a heuristic approach to determine the starting points for the optimization, based on component means and covariances of the Gaussian mixtures. This results in a higher number of starting points for kernel herding in higher dimensions, which, however, is needed to avoid local minima. For continuous herded Gibbs sampling the number of starting points does not depend on the dimension, as the weight function is one-dimensional, but the number of optimizations per sample increases nonetheless. We used the BFGS algorithm [22] for optimization with default parameters as provided by `scipy` for kernel herding as well as continuous herded Gibbs sampling. The first sample of the continuous herded Gibbs sampler was initialized as the first sample generated by kernel herding¹.

First, we computed the herding error \mathcal{E}_t [7, eq. (9)], which measures the distance between p and the set of samples in the feature space induced by the applied kernel, i.e.,

$$\begin{aligned} \mathcal{E}_t^2 &= \left\| \mathbb{E}_{\mathbf{x} \sim p} [\phi(\mathbf{x})] - \frac{1}{t} \sum_{s=1}^t \phi(\mathbf{x}^{(s)}) \right\|^2 \\ &= \mathbb{E}_{\mathbf{x}, \mathbf{x}' \sim p} [k(\mathbf{x}, \mathbf{x}')] - \frac{2}{t} \sum_{s=1}^t \mathbb{E}_{\mathbf{x} \sim p} [k(\mathbf{x}, \mathbf{x}^{(s)})] \\ &\quad + \frac{1}{t^2} \sum_{s, s'=1}^t k(\mathbf{x}^{(s)}, \mathbf{x}^{(s')}). \end{aligned} \quad (13)$$

In the Gaussian case the first expectation in (13) is calculated analogous to (12):

$$\begin{aligned} \mathbb{E}_{\mathbf{x}, \mathbf{x}' \sim p} [k_d(\mathbf{x}, \mathbf{x}')] &= \int_{\mathbb{R}^d} k_d(\mathbf{x}, \mathbf{x}') p(\mathbf{x}) p(\mathbf{x}') d\mathbf{x} d\mathbf{x}' \\ &= \sum_{i,j=1}^M \phi_i \phi_j \frac{1}{(2\pi)^d |\Sigma_i + \Sigma_j + \bar{\Sigma}|} \times \\ &\quad e^{-\frac{1}{2}(\boldsymbol{\mu}_i - \boldsymbol{\mu}_j)^\top (\Sigma_i + \Sigma_j + \bar{\Sigma})^{-1} (\boldsymbol{\mu}_i - \boldsymbol{\mu}_j)}. \end{aligned} \quad (14)$$

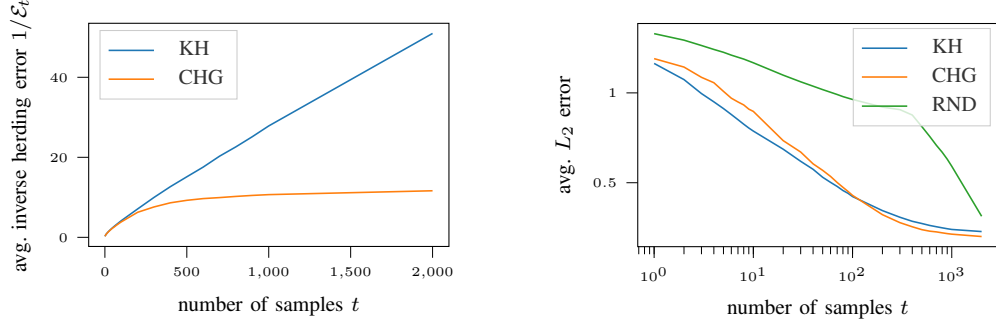
The herding error is minimized greedily by kernel herding [7]. We included it in order to determine if continuous herded Gibbs sampling can generate similar samples as kernel herding, even though it employs a different objective function.

We computed \mathcal{E}_t on 10 randomly constructed two-dimensional and ten-dimensional Gaussian mixtures with 5

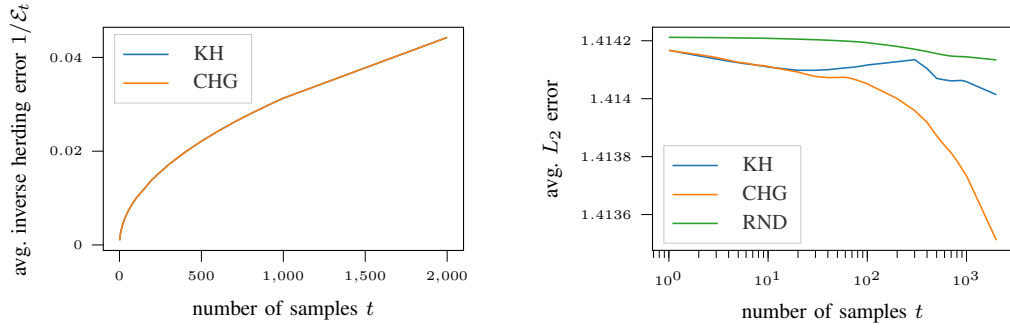
components. The samples were generated using a Gaussian kernel with $\sigma_k = 0.1$. Fig. 3a shows that $1/\mathcal{E}_t$ increases linearly with t for kernel herding in the two-dimensional example, as was also found in [7]. For continuous herded Gibbs sampling it increases sublinearly, indicating that continuous herded Gibbs sampling does not converge in the feature space of kernel herding. It has to be noted though, that these results highly depend on the chosen distribution. In some cases the convergence of continuous herded Gibbs sampling is as good as kernel herding (Fig. 4a), whereas on others the herding error stagnates (Fig. 4b). The Gaussian mixture in Fig. 4b has a very narrow and long component as opposed to the Gaussian mixture in Fig. 4a. This could lead to problems with our approach, if the kernel size is too big, as each dimension is sampled individually. A solution to this problem might be adapting the kernel size based on the covariances' eigenvalues. In the ten-dimensional example (Fig. 3b) both algorithms showed the same slow convergence in the herding error. This could be due to a too small kernel size for higher dimensions.

Second, we calculated the normalized L_2 distance as described in [23], which calculates the distance in function space between the original Gaussian mixture density and the kernel density estimate that arises from the combination of the samples with the Gaussian kernel. In contrast to the herding error, the L_2 error does not incorporate the kernels into the error computation, they are only applied to construct a density of the samples. That way both herding variants can also be compared with random samples, where we averaged over 20 Monte Carlo runs. The random samples were directly drawn from the joint distribution. We used the same densities as above. Fig. 3a shows that continuous herded Gibbs sampling and kernel herding yield comparable results in two-dimensional space, with kernel herding yielding a better performance with few samples (less than 100) and continuous herded Gibbs sampling yielding a better performance with more than 100 samples. However, both seem to converge in the function space and show better results than random sampling. This shows that both herding variants are capable of representing a Gaussian mixture with fewer samples than random sampling. It has to be noted, that continuous herded Gibbs sampling even converges in the L_2 distance on the example in Fig. 4b, where the herding error did not converge. In ten-dimensional space (Fig. 3b), continuous herded Gibbs converges much faster than kernel herding, which almost does not converge just as random sampling. Furthermore, the L_2 error only slightly decreases.

¹Source code is available at <https://github.com/Fusion-Goettingen>.

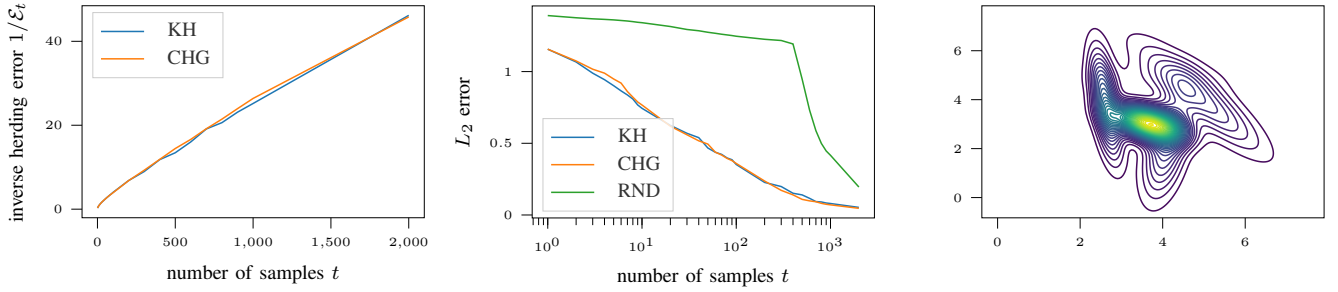


(a) Two-dimensional space.

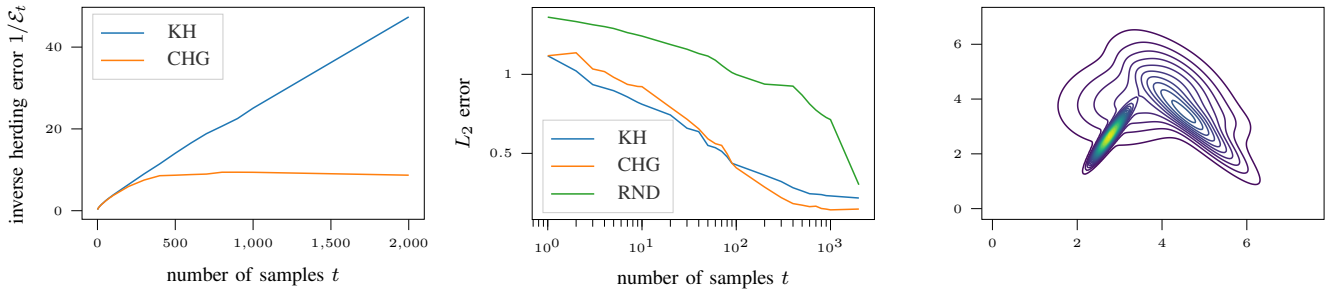


(b) Ten-dimensional space.

Fig. 3. Inverse herding error $1/\varepsilon_t$ and L_2 error for kernel herding (KH) and continuous herded Gibbs sampling (CHG) averaged over 10 random Gaussian mixtures each. The L_2 error is also computed for random samples (RND) drawn from the joint distribution.



(a) Continuous herded Gibbs converged in both the herding error and the L_2 error.



(b) Continuous herded Gibbs only converged in the L_2 error.

Fig. 4. Two example Gaussian mixtures in two-dimensional space, with errors as in Fig. 3 and contour plot of the corresponding Gaussian mixture.

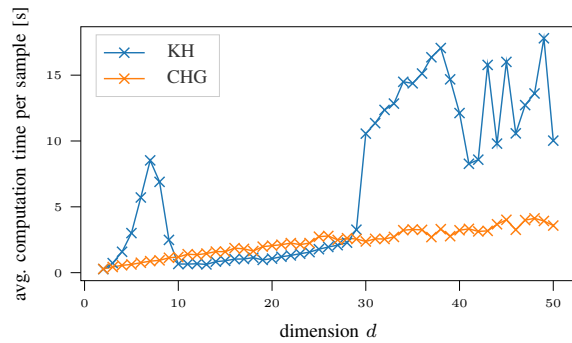


Fig. 5. Computation time for kernel herding and continuous herded Gibbs sampling.

This could be caused by an inappropriate kernel size as well as a too small sample size for higher dimensions.

In order to compare the computation time, we randomly generated 10 Gaussian mixtures with 5 components and computed 100 samples with each method (kernel size $\sigma_k = 0.1$). We repeated this process for Gaussian mixtures from dimension 2 to 50. The results depicted in Fig. 5 show that the average computation time of continuous herded Gibbs sampling increases linearly in the number of dimensions, while the average computation time for kernel herding is much higher below 10 and above 30 dimensions, in between it is a little bit faster than continuous herded Gibbs sampling.

V. CONCLUSION AND FUTURE WORK

In this paper, we proposed the continuous herded Gibbs sampler, a deterministic sampling algorithm for multivariate probability densities. As only one-dimensional optimization problems have to be solved, it is suited for high dimensional problems. The experiments showed that continuous herded Gibbs sampling can converge as fast as kernel herding, however, the performance in terms of the herding error heavily depends on the chosen Gaussian mixture although it always converges in the L_2 distance in our experiments.

Future research should include further investigating the convergence of the algorithm including strategies to find the optimal kernel size for a density. The results regarding the computation time indicate that continuous herded Gibbs sampling is also promising for high-dimensional applications. It should be investigated if the computation time can be optimized, e.g., by choosing a fixed number of random starting points for the optimization, which could be relevant for Gaussian mixtures with many components. Furthermore, the application to other families of distributions and kernels should be topic to future research.

REFERENCES

- [1] S. Särkkä, *Bayesian Filtering and Smoothing*. Cambridge University Press, Sep. 2013.
- [2] C. J. Geyer, "Practical Markov chain Monte Carlo," *Statistical Science*, vol. 7, no. 4, pp. 473–483, 1992.
- [3] S. Geman and D. Geman, "Stochastic relaxation, Gibbs distributions, and the Bayesian restoration of images," *IEEE Transactions on Pattern Analysis and Machine Intelligence*, vol. PAMI-6, no. 6, pp. 721–741, Nov. 1984.
- [4] G. Casella and E. I. George, "Explaining the Gibbs sampler," *The American Statistician*, vol. 46, no. 3, pp. 167–174, Aug. 1992.
- [5] U. D. Hanebeck and V. Klumpp, "Localized cumulative distributions and a multivariate generalization of the Cramér-von Mises distance," in *2008 IEEE International Conference on Multisensor Fusion and Integration for Intelligent Systems*. Seoul: IEEE, Aug. 2008, pp. 33–39.
- [6] D. Frisch and U. D. Hanebeck, "Efficient deterministic conditional sampling of multivariate Gaussian densities," in *2020 IEEE International Conference on Multisensor Fusion and Integration for Intelligent Systems (MFI)*, Sep. 2020, pp. 75–81.
- [7] Y. Chen, M. Welling, and A. Smola, "Super-samples from kernel herding," in *Proceedings of the 26th Conference on Uncertainty in Artificial Intelligence (UAI 2010)*. AUAI Press, 2010, pp. 109–116.
- [8] P. Koopman and M. Wagner, "Challenges in autonomous vehicle testing and validation," *SAE International Journal of Transportation Safety*, vol. 4, no. 1, pp. 15–24, 2016.
- [9] M. Welling, "Herding dynamical weights to learn," in *Proceedings of the 26th Annual International Conference on Machine Learning*, ser. ICML '09. Montreal, Quebec, Canada: Association for Computing Machinery, Jun. 2009, pp. 1121–1128.
- [10] Y. Chen, L. Bornn, N. De Freitas, M. Eskelin, J. Fang, and M. Welling, "Herded Gibbs sampling," *The Journal of Machine Learning Research*, vol. 17, no. 1, pp. 263–291, Jan. 2016.
- [11] L. M. Wolf and M. Baum, "Deterministic Gibbs sampling for data association in multi-object tracking," in *2020 IEEE International Conference on Multisensor Fusion and Integration for Intelligent Systems (MFI)*, Sep. 2020, pp. 291–296.
- [12] F. Bach, S. Lacoste-Julien, and G. Obozinski, "On the equivalence between herding and conditional gradient algorithms," in *Proceedings of the 29th International Conference on International Conference on Machine Learning*, ser. ICML'12. Madison, WI, USA: Omnipress, Jun. 2012, pp. 1355–1362.
- [13] S. Julier and J. Uhlmann, "Unscented filtering and nonlinear estimation," *Proceedings of the IEEE*, vol. 92, no. 3, pp. 401–422, Mar. 2004.
- [14] E. A. Wan and R. van der Merwe, "The unscented Kalman filter," in *Kalman Filtering and Neural Networks*. John Wiley & Sons, Ltd, 2001, ch. 7, pp. 221–280.
- [15] M. F. Huber and U. D. Hanebeck, "Gaussian filter based on deterministic sampling for high quality nonlinear estimation," *IFAC Proceedings Volumes*, vol. 41, no. 2, pp. 13 527–13 532, Jan. 2008.
- [16] J. Steinbring and U. D. Hanebeck, "S2KF: The smart sampling Kalman filter," in *Proceedings of the 16th International Conference on Information Fusion*, Jul. 2013, pp. 2089–2096.
- [17] A. Doucet, S. Godsill, and C. Andrieu, "On sequential Monte Carlo sampling methods for Bayesian filtering," *Statistics and Computing*, vol. 10, no. 3, pp. 197–208, Jul. 2000.
- [18] F. Daum, J. Huang, and A. Noushin, "Exact particle flow for nonlinear filters," in *Signal Processing, Sensor Fusion, and Target Recognition XIX*, vol. 7697. International Society for Optics and Photonics, Apr. 2010, p. 769704.
- [19] T. Ding and M. J. Coates, "Implementation of the Daum-Huang exact-flow particle filter," in *2012 IEEE Statistical Signal Processing Workshop (SSP)*, Aug. 2012, pp. 257–260.
- [20] S. Lacoste-Julien, F. Lindsten, and F. Bach, "Sequential kernel herding: Frank-Wolfe optimization for particle filtering," *arXiv:1501.02056 [cs, stat]*, Feb. 2015.
- [21] T. Jebara and R. Kondor, "Bhattacharyya and expected likelihood kernels," in *Learning Theory and Kernel Machines*, G. Goos, J. Hartmanis, J. van Leeuwen, B. Schölkopf, and M. K. Warmuth, Eds. Berlin, Heidelberg: Springer Berlin Heidelberg, 2003, vol. 2777, pp. 57–71.
- [22] "Quasi-Newton Methods," in *Numerical Optimization*, ser. Springer Series in Operations Research and Financial Engineering, J. Nocedal and S. J. Wright, Eds. New York, NY: Springer, 2006, pp. 135–163.
- [23] J. H. Jensen, D. P. W. Ellis, M. G. Christensen, and S. H. Jensen, "Evaluation of distance measures between Gaussian mixture models of MFCCs," *Proceedings of the 8th International Conference on Music Information Retrieval*, pp. 107–108, 2007.