

Scale-invariant scale-channel networks: Deep networks that generalise to previously unseen scales

Ylva Jansson and Tony Lindeberg

Abstract The ability to handle large scale variations is crucial for many real world visual tasks. A straightforward approach for handling scale in a deep network is to process an image at several scales simultaneously in a set of *scale channels*. Scale invariance can then, in principle, be achieved by using weight sharing between the scale channels together with max or average pooling over the outputs from the scale channels. The ability of such *scale-channel networks* to generalise to scales not present in the training set over significant scale ranges has, however, not previously been explored.

In this paper, we present a systematic study of this methodology by implementing different types of scale-channel networks and evaluating their ability to generalise to previously unseen scales. We develop a formalism for analysing the covariance and invariance properties of scale-channel networks, including exploring their relations to scale-space theory, and exploring how different design choices, unique to scaling transformations, affect the overall performance of scale-channel networks. We first show that two previously proposed scale-channel network designs, in one case, generalise *no better than a standard CNN* to scales not present in the training set, and in the second case, have *limited scale generalisation ability*. We explain theoretically and demonstrate experimentally why generalisation fails or is limited in these cases. We then propose a new type of *foveated scale-channel architecture*, where the scale channels process increasingly larger parts of the image with decreasing resolution. This new type of scale-channel network is shown to generalise extremely well, provided sufficient image resolution and the absence of boundary effects. Our proposed FovMax and FovAvg networks perform almost identically

over a scale range of 8, also when training on *single-scale training data*, and do also give improved performance when learning from datasets with large scale variations in the small sample regime.

Keywords Deep learning · Convolutional neural networks · Invariant neural networks · Scale covariance · Scale invariance · Scale generalisation · Scale space

1 Introduction

Scaling transformations are as pervasive in natural image data as translations. In any natural scene, the size of the projection of an object on the retina or a digital sensor varies continuously with the distance between the object and the observer. Compared to translations, scale variability is in some sense harder to handle for a biological or artificial agent. It is possible to fixate an object, thus centering it on the retina. The equivalence for scaling, which would be to ensure a constant distance to objects before further processing, is not a viable solution. A human observer can nonetheless recognise an object at a range of scales, from a single observation, and there is, indeed, experimental evidence demonstrating scale-invariant processing in the primate visual cortex [1, 2, 3, 4, 5, 6]. Convolutional neural networks (CNNs) already encode structural assumptions about translation invariance and locality, which by the successful application of CNNs for computer vision tasks has been demonstrated to constitute useful priors for processing visual data. We propose that structural assumptions about scale could, similarly to translation covariance, be a useful prior in convolutional neural networks.

Encoding structural priors about a larger group of visual transformations, including scaling transformations and affine transformations, is an integrated part of a range of successful classical computer vision approaches [7, 8, 9, 10, 11, 12, 13, 14, 15, 16, 17, 18] and in a theory for explaining the

The support from the Swedish Research Council (contract 2018-03586) is gratefully acknowledged.

Computational Brain Science Lab, Division of Computational Science and Technology, KTH Royal Institute of Technology, SE-100 44 Stockholm, Sweden. E-mail: yjansson@kth.se · tony@kth.se

computational function of early visual receptive fields [19, 20]. There is a growing body of work on invariant CNNs, especially concerning invariance to 2D/3D rotations and flips [21, 22, 23, 24, 25, 26, 27, 28, 29, 30, 31, 32, 33, 34, 35, 36]. There has been some recent work on scale-covariant and scale-invariant recognition in CNNs, where recent approaches [37, 38, 39, 40, 41] have shown improvements compared to standard CNNs for scale variability present both in the training and the testing sets. These approaches have, however, either not been evaluated for the task of generalisation to scales *not present in the training set* [38, 42, 39, 41] or only across a very limited scale range [37, 40]. Thus, the possibilities for CNNs to generalise to previously unseen scales have so far not been well explored.

The structure of a standard CNN implies a preferred scale as decided by the fixed size of the filters (often 3×3 or 5×5 kernels) together with the depth and max pooling strategy applied. This determines the resolution at which the image is processed and the size of the receptive fields of individual units at different depths. A vanilla CNN is, therefore, not designed for multi-scale processing. Because of this, state-of-the-art object detection approaches that are exposed to larger scale variability employ different mechanisms, such as branching off classifiers at different depths [43, 44], learning to transform the input or the filters [45, 46, 47], or by combining the deep network with different types of image pyramids [48, 49, 50, 51, 52, 53].

The goal of these approaches has, however, not been to *generalise between scales* and even though they enable multi-scale processing, they lack the type of structure necessary for true scale invariance. Thus, it is not possible to predict how they will react to objects appearing at new scales in the testing set or a to real world scenario. This can lead to undesirable effects, as shown in the rich literature on adversarial examples, where it has been demonstrated that CNNs suffer from unintuitive failure modes when presented with data outside the training distribution [54, 55, 56, 57, 58, 59, 60]. This includes adversarial examples constructed by means of small translations, rotations and scalings [61, 62], that is transformations that are partially represented in a training set of natural images. *Scale-invariant CNNs* could enable both multi-scale processing and predictable behaviour when encountering objects at novel scales, without the need to fully span all possible scales in the training set.

Most likely, a set of different strategies will be needed to handle the full scale variability in the natural world. *Full invariance* over scale factors of 100 or more, as present in natural images, might not be viable in a network with similar type of processing at fine and coarse scales¹. We argue,

¹ When analysing image data with very large scale variations, the finite receptive field of any detector and the difference in image resolution between objects observed at different scales will imply a large difference in appearance between very small and very large objects.

however, that a deep learning based approach that is invariant over a significant scale range could be an important part of the solution to handling also such large scale variations. Note that the term *scale invariance* has sometimes, in the computer vision literature, been used in a weaker sense of “the ability to process objects of varying sizes” or “learn in the presence of scale variability”. We will here use the term in a stricter classical sense of a classifier/feature extractor whose output does not change when the input is transformed.

One of the simplest CNN architectures used for covariant and invariant image processing is a channel network (also referred to as siamese network) [63, 26, 64]. In such an architecture, transformed copies of the input image are processed in parallel by different “channels” (subnetworks) corresponding to a set of image transformations. This approach can together with weight sharing and max or average pooling over the output from the channels enable invariant recognition for finite transformation groups, such as 90 degree rotations and flips. An *invariant scale-channel network* is a natural extension of invariant channel networks as previously explored for rotations in [26]. It can equivalently be seen as a way of extending ideas underlying the classical scale-space methodology to deep learning [65, 66, 67, 68, 69, 70, 71, 72, 73, 74, 75], in the sense that the in the absence of further information, the image data is processed at all scales simultaneously, and that the outputs from the scale channels will constitute a non-linear scale-covariant multi-scale representation of the input image.

1.1 Contribution and novelty

The subject of this paper is to investigate the possibility to construct a scale-invariant CNN based on a scale-channel architecture. The key contributions of our work are to implement different possible types of scale-channel networks and to evaluate the ability of these networks to generalise to previously unseen scales, so that we can train a network at some scale(s) and test it at other scales, without complementary use of data augmentation. It should be noted that previous scale-channel networks exist, but those are explicitly designed for multi-scale processing [76, 77] rather than scale invariance or have not been evaluated with regard to their ability to generalise to unseen scales over any significant scale range [37]. We here implement and evaluate networks based on principles similar to these previous approaches, but also a new type of foveated scale-channel network, where the individual scale channels process increasingly larger parts of the image with decreasing resolution.

This implies that fully invariant processing over such wide scale ranges might not be an applicable strategy. Instead different strategies will likely be needed to recognise objects at very low resolution from those needed to recognise objects at very high resolution.

To enable testing each approach over a large range of scales, we create a new variation of the MNIST dataset, referred to as the MNIST Large Scale dataset, with scale variations up to a factor of 8. This represents a dataset with sufficient resolution and image size to enable invariant recognition over a wide range of scale factors. We also rescale the CIFAR-10 dataset over a scale factor of 4, which is a wider scale range than has previously been evaluated for this dataset. This rescaled CIFAR-10 dataset is used to test if scale-invariant networks can still give significant improvements in generalisation to new scales, in the presence of limited image resolution and for small image sizes. We evaluate the ability to generalise to previously unseen scales for the different types of channel networks, by first training on a single scale or a limited range of scales and then testing recognition for scales not present in the training set. The results are compared to a vanilla CNN baseline.

Our experiments on the MNIST Large Scale dataset show that two previously used scale-channel network designs or methodologies, in one case, do not generalise any better than a standard CNN to scales not present in the training set or, in the second case, have limited generalisation ability. The first type of method is based on *concatenating the outputs from the scale channels* and using this as input to a fully connected layer (as opposed to applying max or average pooling over the scale-dimension). We show that such a network does not learn to combine the output from the scale channels in a correct way so as to enable generalisation to previously unseen scales. The reason for this is the absence of a structure to enforce scale invariance. The second type of method is to handle the difference in image size between the rescaled images in the scale channels, by applying the subnetwork corresponding to each channel in *a sliding window manner*. This methodology, however, implies that the rescaled copies of an image are not processed *in the same way*, since for an object processed in scale channels corresponding to an up-scaled image, a wide range of different, (*e.g.*, non-centered) object views, will be processed, compared to only processing the central view for an object in a downscaled image. This implies that full invariance cannot be achieved, since max (or average) pooling will be performed over *different views of the objects for different scales*, which implies that the max (or average) over the scale dimension is not guaranteed to be stable when the input is transformed.

We do, instead, propose a new type of foveated scale-channel architecture, where the scale channels process increasingly larger parts of the image with decreasing resolution. Together with max or average pooling, this leads to our FovMax and FovAvg networks. We show that this approach enables extremely good generalisation, when the image resolution is sufficient and there is an absence of boundary effects. Notably, for rescalings of MNIST, almost identical performance over a scale range of 8 is achieved, when train-

ing on *single size* training data. We further show that, also on the CIFAR-10 dataset, in the presence of severe limitations regarding image resolution and image size, the foveated scale-channel networks still provide considerably better generalisation ability compared to both a standard CNN and an alternative scale-channel approach. We also demonstrate that the FovMax and FovAvg networks give improved performance for datasets with large scale variations in both the training and testing data, in the small sample regime.

We propose that the presented foveated scale-channel networks will prove useful in situations where a simple approach that can generalise to unseen scales or learning from small datasets with large scale variations is needed. Our study also highlights possibilities and limitations for scale-invariant CNNs and provides a simple baseline to evaluate other approaches against. Finally, we see possibilities to integrate the foveated scale-channel network, or similar types of foveated scale-invariant processing, as subparts in more complex frameworks dealing with large scale variations.

1.2 Relations to previous contribution

This paper constitutes a substantially extended version of a conference paper presented at the ICPR 2020 conference [78] and with substantial additions concerning:

- the motivations underlying this work and the importance of a scale generalisation ability for deep networks (Section 1),
- a wider overview of related work (Section 1 and Section 2),
- theoretical relationships between the presented scale-channel networks and the notion of scale-space representation, including theoretical relationships between the presented scale-channel networks and scale-normalised derivatives with associated methods for scale selection (Section 4),
- more extensive experimental results on the MNIST Large Scale dataset, specifically new experiments that investigate (i) the dependency on the scale range spanned by the scale channels, (ii) the dependency on the sampling density of the scale levels in the scale channels, (iii) the influence of multi-scale learning over different scale intervals, and (iv) an analysis of the scale selection properties over the multiple scale channels for the different types of scale-channel networks (Section 6),
- experimental results for the CIFAR-10 dataset subject to scaling transformations of the testing data (Section 7),
- details about the dataset creation for the MNIST Large Scale dataset (Appendix A).

In relation to the ICPR 2020 paper, this paper therefore (i) gives a more general motivation for scale-channel networks in relation to the topic of scale generalisation, (ii) presents more experimental results for further use cases and an additional

dataset, (iii) gives deeper theoretical relationships between scale-channel networks and scale-space theory and (iv) gives overall better descriptions of several of the subjects treated in the paper, including (v) more extensive references to related literature.

2 Relations to previous work

In the area of scale-space theory [65,66,67,68,69,70,71,72,73,74,75], a multi-scale representation of an input image is created by convolving the image with a set of rescaled Gaussian kernels and Gaussian derivative filters, which are then often combined in non-linear ways. In this way, a powerful methodology has been developed to handle scaling transformations in classical computer vision [7,8,9,10,11,13,14,15,16,18]. The scale-channel networks described in this paper can be seen as an extension of this philosophy of processing an image *at all scales simultaneously*, as a means of achieving scale invariance, but instead using deep non-linear feature extractors learned from data, as opposed to hand-crafted image features or image descriptors.

CNNs can give impressive performance, but they are sensitive to scale variations. Provided that the architecture of the deep network is sufficiently flexible, moderate increase in the robustness to scaling transformations can be obtained by augmenting the training images with multiple rescaled copies of each training image (scale jittering) [79,80]. The performance does, however, degrade for scales not present in the training set [81,62,82], and different network structure may be optimal for small *vs.* large images [82]. It is furthermore possible to construct adversarial examples by means of small translations, rotations and scalings [61,62].

State-of-the-art CNN based object detection approaches all employ different mechanisms to deal with scale variability, *e.g.*, branching off classifiers at different depths [44], learning to transform the input or the filters [45,46,47], using different types of image pyramids [48,49,50,51,52,53], or other approaches, where the image is rescaled to different resolutions, possibly combined with interactions or pooling between the layers [83,84,85,82]. There are also deep networks that somehow handle the notion of scale by approaches such as dilated convolutions [86,87,88], scale-dependent pooling [89], scale-adaptive convolutions [90], by spatially warping the image data by a log-polar transformation prior to image filtering [47,42], or adding additional branches of down-samplings and/or up-samplings in each layer of the network [91,92]. The goal of these approaches has, however, not been to generalise to *previously unseen scales* and they lack the structure necessary for true scale invariance.

Examples of handcrafted scale-invariant hierarchical descriptors are [93,94]. We are, here, interested in combining scale invariance with learning. There exist some previous work aimed explicitly at scale-invariant recognition

in CNNs [37,38,39,40,41]. These approaches have, however, either not been evaluated for the task of generalisation to scales *not present in the training set* [38,39,41] or only across a very limited scale range [37,40]. Previous scale-channel networks exist, but are explicitly designed for multi-scale processing [76,77] rather than scale invariance, or have not been evaluated with regard to their ability to generalise to unseen scales over any significant scale range [48,37]. A dual approach to scale-covariant scale-channel networks that, however, allows for scale invariance and scale generalisation, is presented in [95,96], based on transforming continuous CNNs expressed in terms of continuous functions for the filter weights with respect to scaling transformations. Other scale-covariant or scale-equivariant approaches to deep networks have also been recently proposed in [97,98,99,100].

There is a large literature on approaches to achieve rotation-covariant and rotation-invariant networks [25,26,27,28,29,30,31,32,33,34] with applications to different domains, including astronomy [64], remote sensing [101], medical image analysis [102,103,104] and texture classification [105]. There are also approaches to invariant networks based on formalism from group theory [24,106,107].

3 Theory of continuous scale-channel networks

In this section, we will introduce a mathematical framework for modelling and analysing scale-channel networks based on a continuous model of the image space. This model enables straightforward analysis of the covariance and invariance properties of the channel networks, that are later approximated in a discrete implementation. We, here, generalise previous analysis of invariance properties of channel networks [26] to scale-channel networks. We further analyse covariance properties and additional options for aggregating information across transformation channels.

3.1 Images and image transformations

We consider images $f : \mathbb{R}^N \rightarrow \mathbb{R}$ that are measurable functions in $L_\infty(\mathbb{R}^N)$ and denote this space of images as V . A *group of image transformations* corresponding to a group G is a family of image transformations \mathcal{T}_g ($g \in G$) with a group structure, *i.e.*, fulfilling the group axioms of closure, identity, associativity and inverse. We denote the combination of two group elements $g, h \in G$ by gh and the cardinality of G as $|G|$. Formally, a group G induces an *action on functions* by acting on the underlying space on which the function is defined (here the image domain). We are here interested in the group of *uniform scalings* around x_0 with the group action

$$(\mathcal{S}_{s,x_0}f)(x') = f(x), \quad x' = S_s(x - x_0) + x_0, \quad (1)$$

where $S_s = \text{diag}(s)$. For simplicity, we often assume $x_0 = 0$ and denote $S_{s,0}$ as S_s corresponding to

$$(\mathcal{S}_s f)(x) = f(S_s^{-1}x) = f_s(x). \quad (2)$$

We will also consider the translation group with the action (where $\delta \in \mathbb{R}^N$)

$$(\mathcal{D}_\delta f)(x') = f(x), \quad x' = x + \delta. \quad (3)$$

3.2 Invariance and covariance

Consider a general feature extractor $\Lambda : V \rightarrow \mathbb{K}$ that maps an image $f \in V$ to a feature representation $y \in \mathbb{K}$. In our continuous model, \mathbb{K} will typically correspond to a set of M feature maps (functions) so that $\Lambda f \in V^M$. This is a continuous analogue of a discrete convolutional feature map with M features.

A feature extractor² Λ is *covariant*³ to a transformation group G (formally to the group action) if there exists an *input independent* transformation $\tilde{\mathcal{T}}_g$ that can align the feature maps of a transformed image with those of the original image

$$\Lambda(\mathcal{T}_g f) = \tilde{\mathcal{T}}_g(\Lambda f) \quad \forall g \in G, f \in V. \quad (4)$$

Thus, for a covariant feature extractor it is possible to predict the feature maps of a transformed image from the feature maps of the original image or, in other words, the order between feature extraction and transformation does not matter, as illustrated in the commutative diagram in Figure 1.

$$\begin{array}{ccc} \Lambda f & \xrightarrow{\tilde{\mathcal{T}}_g} & \Lambda(\mathcal{T}_g f) = \tilde{\mathcal{T}}_g(\Lambda f) \\ \uparrow \Lambda & & \uparrow \Lambda \\ f & \xrightarrow{\mathcal{T}_g} & \mathcal{T}_g f \end{array}$$

Fig. 1: Commutative diagram for a covariant feature extractor Λ , showing how the feature map of the transformed image can be matched to the feature map of the original image by a transformation of the feature space. Note that $\tilde{\mathcal{T}}_g$ will correspond to the same transformation as \mathcal{T}_g , but might take a different form in the feature space.

² With regard to the scale-channel networks that we develop later in this paper, note that Λ should be seen as representing the entire family of scale channels, not a single-scale channel in isolation. An *invariant* feature extractor Λ will then correspond to the result of max pooling or average pooling over all the scale channels.

³ In the deep learning literature, the notion of “equivariance” is also often used for this relationship, which is referred to as “covariance” in scale-space theory. In this paper, we use the terminology “covariance” to maintain consistency with the earlier scale-space literature [108].

A feature extractor Λ is *invariant* to a transformation group G if the feature representation of a transformed image is *equal* to the feature representation of the original image

$$\Lambda(\mathcal{T}_g f) = \Lambda(f) \quad \forall g \in G, f \in V. \quad (5)$$

Invariance is thus a special case of covariance, where $\tilde{\mathcal{T}}_g$ is the identity transformation.

3.3 Continuous model of a CNN

Let $\phi : V \rightarrow V^{M_k}$ denote a continuous CNN with k layers and M_i feature channels in layer i . Let $\theta^{(i)}$ represent the transformation between layers $i-1$ and i such that

$$(\phi^{(i)} f)(x, c) = (\theta^{(i)} \theta^{(i-1)} \dots \theta^{(2)} \theta^{(1)} f)(x, c), \quad (6)$$

where $c \in \{1, 2, \dots, M_k\}$ denotes the feature channel and $\phi = \phi^{(k)}$. We model the transformation $\theta^{(i)}$ between two adjacent layers $\phi^{(i-1)} f$ and $\phi^{(i)} f$ as a convolution followed by the addition of a bias term $b_{i,c} \in \mathbb{R}$ and the application of a pointwise non-linearity $\sigma_i : \mathbb{R} \rightarrow \mathbb{R}$:

$$\begin{aligned} (\phi^{(i)} f)(x, c) &= \sigma_i \left(\sum_{m=1}^{M_{i-1}} \int_{\xi \in \mathbb{R}^N} (\phi^{(i-1)} f)(x - \xi, m) g_{m,c}^{(i)}(\xi) d\xi + b_{i,c} \right) \end{aligned} \quad (7)$$

where $g_{m,c}^{(i)} \in L_1(\mathbb{R}^N)$ denotes the convolution kernel that propagates information from feature channel m in layer $i-1$ to output feature channel c in layer i . A final fully connected classification layer with compact support can also be modelled as a convolution combined with a non-linearity σ_k that represents a *softmax operation* over the feature channels.

3.4 Scale-channel networks

The key idea underlying *channel networks* is to process transformed copies of an input image in parallel, in a set of network “channels” (subnetworks) with shared weights. For finite transformation groups, such as discrete rotations, using one channel corresponding to each group element and applying max pooling over the channel dimension can give an invariant output. For continuous but compact groups, invariance can instead be achieved for a discrete subgroup.

The scaling group is, however, neither finite nor compact. The key question that we address here is whether a scale-channel network can still support invariant recognition.

We define a multi-column *scale-channel network* $\Lambda : V \rightarrow V^{M_k}$ for the group of scaling transformations S by

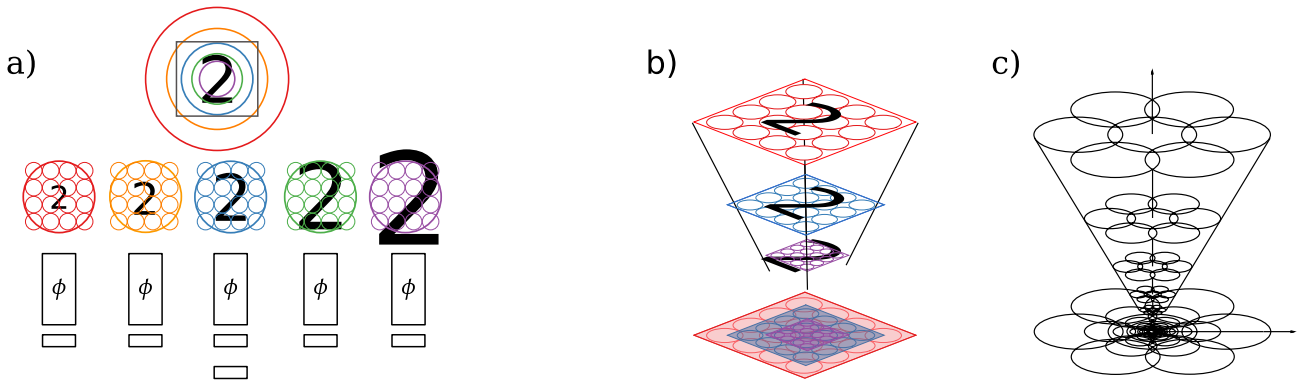


Fig. 2: *Foveated scale-channel networks*. (a) Foveated scale-channel network that processes an image of the digit 2. Each scale channel has a fixed size receptive field/support region in relation to its rescaled image copy, but they will together process input regions corresponding to varying sizes in the original image (circles of corresponding colors). (b) This corresponds to a type of foveated processing, where the center of the image is processed with high resolution, which works well to detect small objects, while larger regions are processed using gradually reduced resolution, which enables detection of larger objects. (c) There is a close similarity between this model and the foveal scale space model [109], which was motivated by a combination of regular scale space axioms with a complementary assumption of a uniform limited processing capacity at all scales.

using a single base network $\phi : V \rightarrow V^{M_k}$ to define a set of *scale channels* $\{\phi_s\}_{s \in S}$

$$(\phi_s f)(x, c) = (\phi \mathcal{S}_s f)(x, c) = (\phi f_s)(x, c), \quad (8)$$

where each channel thus applies exactly the same operation to a scaled copy of the input image (see Figure 2(a)). We denote the mapping from the input image to the scale-channel feature maps at depth i as $\Gamma^{(i)} : V \rightarrow V^{M_i |S|}$

$$(\Gamma^{(i)} f)(x, c, s) = (\phi_s^{(i)} f)(x, c) = (\phi^{(i)} \mathcal{S}_s f)(x, c). \quad (9)$$

A scale-channel network that is invariant to the continuous group of uniform scaling transformations $S = \{s \in \mathbb{R}_+\}$ can be constructed using an *infinite* set of scale channels $\{\phi_s\}_{s \in S}$. The following analysis also holds for a set of scale channels corresponding to a discrete subgroup of the group of uniform scaling transformations, such that $S = \{\gamma^i | i \in \mathbb{Z}\}$ for some $\gamma > 1$.

The final output Λf from the scale-channel network is an aggregation across the scale dimension of the last layer scale-channel feature maps. In our theoretical treatment, we combine the output of the scale channels by the supremum

$$(\Lambda_{\text{sup}} f)(x, c) = \sup_{s \in S} [(\phi_s f)(x, c)]. \quad (10)$$

Other permutation invariant operators, such as averaging operations, could also be used. For this construction, the network output will be invariant to *rescalings around* $x_0 = 0$ (global scale invariance). This architecture is appropriate when characterising a single centered object that might vary in scale and it is the main architecture that we explore in this

paper. Alternatively, one may instead pool over *corresponding image points* in the original image by operations of the form

$$(\Lambda_{\text{sup}}^{\text{local}} f)(x, c) = \sup_{s \in S} \{(\phi_s f)(\mathcal{S}_s x, c)\}. \quad (11)$$

This descriptor instead has the invariance property

$$(\Lambda_{\text{sup}}^{\text{local}} f)(x_0, c) = (\Lambda_{\text{sup}}^{\text{local}} \mathcal{S}_{s, x_0} f)(x_0, c) \quad \text{for all } x_0, \quad (12)$$

i.e., when scaling around an arbitrary image point, the output *at that specific point* does not change (local scale invariance). This property makes it more suitable to describe scenes with multiple objects.

3.4.1 Scale covariance

Consider a scale-channel network Λ (10) that expands the input over the group of uniform scaling transformations S . We can relate the feature map representation $\Gamma^{(i)}$ for a scaled image copy $\mathcal{S}_t f$ for $t \in S$ and its original f in terms of operator notation as

$$\begin{aligned} (\Gamma^{(i)} \mathcal{S}_t f)(x, c, s) &= (\phi_s^{(i)} \mathcal{S}_t f)(x, c) \\ &= (\phi^{(i)} \mathcal{S}_s \mathcal{S}_t f)(x, c) = (\phi^{(i)} \mathcal{S}_{st} f)(x, c) \\ &= (\phi_{st}^{(i)} f)(x, c) = (\Gamma^{(i)} f)(x, c, st), \end{aligned} \quad (13)$$

where we have used the definitions (8) and (9) together with the fact that S is a group. A scaling of an image thus only results in a multiplicative shift in the scale dimension of the feature maps. A more general and more rigorous proof using an integral representation of the scale-channel network is given in Section 3.5.

3.4.2 Scale invariance

Consider a scale-channel network Λ_{sup} (10) that selects the supremum over scales. We will show that Λ_{sup} is scale invariant, *i.e.*, that

$$(\Lambda_{\text{sup}} \mathcal{S}_t f)(x, c) = (\Lambda_{\text{sup}} f)(x, c). \quad (14)$$

First, (13) gives $\{\phi_s^{(i)}(\mathcal{S}_t f)\}_{s \in S} = \{\phi_{st}^{(i)}(f)\}_{s \in S}$. Then, we note that $\{st\}_{s \in S} = St = S$. This holds both in the case when $S = \mathbb{R}_+$ and in the case when $S = \{\gamma^i | i \in \mathbb{Z}\}$. Thus, we have

$$\begin{aligned} \{(\phi_s^{(i)} \mathcal{S}_t f)(x, c)\}_{s \in S} &= \{(\phi_{st}^{(i)} f)(x, c)\}_{s \in S} \\ &= \{(\phi_s^{(i)} f)(x, c)\}_{s \in S}, \end{aligned} \quad (15)$$

i.e., the set of outputs from the scale channels for a transformed image is equal to the set of outputs from the scale channels for its original image. For any permutation invariant aggregation operator, such as the supremum, we have that

$$\begin{aligned} (\Lambda_{\text{sup}} \mathcal{S}_t f)(x, c) &= \sup_{s \in S} \{(\phi_{st}^{(k)} f)(x, c)\} \\ &= \sup_{s \in S} \{(\phi_s^{(k)} f)(x, c)\} = (\Lambda_{\text{sup}} f)(x, c), \end{aligned} \quad (16)$$

and, thus, Λ is invariant to uniform rescalings.

3.5 Proof of scale and translation covariance using an integral representation of a scale-channel network

We, here, prove the transformation property

$$(\Gamma^{(i)} h)(x, s, c) = (\Gamma^{(i)} f)(x + S_s S_t x_1 - S_t x_2, st, c) \quad (17)$$

of the scale-channel feature maps under a more general combined scaling transformation and translation of the form

$$h(x') = f(x) \quad \text{for} \quad x' = S_t(x - x_1) + x_2 \quad (18)$$

corresponding to

$$h(x) = f(S_t^{-1}(x - x_2) + x_1) \quad (19)$$

using an integral representation of the deep network. In the special case when $x_1 = x_2 = x_0$, this corresponds to a uniform scaling transformation around x_0 (*i.e.*, $S_{x_0, s}$). With $x_1 = x_0$ and $x_2 = x_0 + \delta$, this corresponds to a scaling transformation around x_0 followed by a translation \mathcal{D}_δ .

Consider a deep network $\phi^{(i)}$ (6) and assume the integral representation (7), where we for simplicity of notation incorporate the offsets $b_{i,c}$ into the non-linearities $\sigma_{i,c}$. By expanding the integral representation of the rescaled image h (19), we have that the feature representation in the scale-channel network is given by (with $M_0 = 1$ for a scalar input image):

$$\begin{aligned} (\Gamma^{(i)} h)(x, s, c) &= \{\text{definition (9)}\} = (\phi_s^{(i)} h)(x, c) \\ &= \{\text{definition (8)}\} = (\phi^{(i)} h_s)(x, c) = \{\text{equation (6)}\} \\ &= (\theta^{(i)} \theta^{(i-1)} \dots \theta^{(2)} \theta^{(1)} h_s)(x, c) = \{\text{equation (7)}\} \\ &= \sigma_{i,c} \left(\sum_{m_i=1}^{M_{i-1}} \int_{\xi_i \in \mathbb{R}^N} \sigma_{i-1, m_i} \left(\sum_{m_{i-1}=1}^{M_{i-2}} \int_{\xi_{i-1} \in \mathbb{R}^N} \dots \right. \right. \\ &\quad \left. \left. \sigma_{1, m_2} \left(\sum_{m_1=1}^{M_0} \int_{\xi_1 \in \mathbb{R}^N} h_s(x - \xi_i - \xi_{i-1} - \dots - \xi_1) \times \right. \right. \right. \\ &\quad \left. \left. \left. g_{m_1, m_2}^{(1)}(\xi_1) d\xi_1 \right) \dots g_{m_{i-1}, m_i}^{(i-1)}(\xi_{i-1}) d\xi_{i-1} \right) \right) \\ &\quad \left. g_{m_i, c}^{(i)}(\xi_i) d\xi_i \right). \end{aligned} \quad (20)$$

Under the scaling transformation (18), the part of the integrand $h_s(x - \xi_i - \xi_{i-1} - \dots - \xi_1)$ transforms as follows:

$$\begin{aligned} h_s(x - \xi_i - \xi_{i-1} - \dots - \xi_1) &= \{h_s(x) = h(S_s^{-1}x) \text{ according to definition (2)}\} \\ &= h(S_s^{-1}(x - \xi_i - \xi_{i-1} - \dots - \xi_1)) \\ &= \{h(x) = f(S_t^{-1}(x - x_2) + x_1) \text{ according to (19)}\} \\ &= f(S_t^{-1} S_s^{-1}((x - \xi_i - \xi_{i-1} - \dots - \xi_1) - S_s x_2 + S_s S_t x_1)) \\ &= \{S_s S_t = S_{st} \text{ for scaling transformations}\} \\ &= f(S_{st}^{-1}((x + S_s S_t x_1 - S_s x_2 - \xi_i - \xi_{i-1} - \dots - \xi_1))) \\ &= \{f_{st}(x) = f(S_{st}^{-1}x) \text{ according to definition (2)}\} \\ &= f_{st}(x + S_s S_t x_1 - S_s x_2 - \xi_i - \xi_{i-1} - \dots - \xi_1). \end{aligned} \quad (21)$$

Inserting this transformed integrand into the integral representation (20) gives

$$\begin{aligned} (\Gamma^{(i)} h)(x, s, c) &= \\ &= \sigma_{i,c} \left(\sum_{m_i=1}^{M_{i-1}} \int_{\xi_i \in \mathbb{R}^N} \sigma_{i-1, m_i} \left(\sum_{m_{i-1}=1}^{M_{i-2}} \int_{\xi_{i-1} \in \mathbb{R}^N} \dots \right. \right. \\ &\quad \left. \left. \sigma_{1, m_2} \left(\sum_{m_1=1}^{M_0} \int_{\xi_1 \in \mathbb{R}^N} f_{st}(x + S_s S_t x_1 - S_s x_2 - \right. \right. \right. \\ &\quad \left. \left. \left. \xi_i - \xi_{i-1} - \dots - \xi_1) \times \right. \right. \right. \\ &\quad \left. \left. \left. g_{m_1, m_2}^{(1)}(\xi_1) d\xi_1 \right) \dots g_{m_{i-1}, m_i}^{(i-1)}(\xi_{i-1}) d\xi_{i-1} \right) \right) \\ &\quad \left. g_{m_i, c}^{(i)}(\xi_i) d\xi_i \right), \end{aligned} \quad (22)$$

which we recognise as

$$\begin{aligned}
& (\Gamma^{(i)} h)(x, s, c) \\
&= (\theta^{(i)} \theta^{(i-1)} \dots \theta^{(2)} \theta^{(1)} f_{st})(x + S_s S_t x_1 - S_s x_2, c) \\
&= (\phi^{(i)} f_{st})(x + S_s S_t x_1 - S_s x_2, c) \\
&= (\phi_{st}^{(i)} f)(x + S_s S_t x_1 - S_s x_2, c) \\
&= (\Gamma^{(i)} f)(x + S_s S_t x_1 - S_s x_2, st, c)
\end{aligned} \tag{23}$$

and which proves the result. Note that for a pure translation ($S_t = I$, $x_1 = x_0$ and $x_2 = x_0 + \delta$) this gives

$$(\Gamma^{(i)} \mathcal{D}_\delta f)(x, c, s) = (\Gamma^{(i)} f)(x - S_s \delta, s, c). \tag{24}$$

Thus, translation covariance is preserved in the scale-channel network but the magnitude of the spatial shift in the feature maps will depend on the scale channel. The discrete implementation and some additional design choices for discrete scale-channel networks are discussed in Section 5, but, first, we will consider the relationship between continuous scale-channel networks and scale-space theory.

4 Relations between scale-channel networks and scale-space theory

This section describes relations between the presented scale-channel networks and concepts in scale-space theory, specifically (i) a mapping between scaling the input image using multiple scaling factors, as used in scale-channel networks, or instead scaling the filters multiple times, as done in scale-space theory, and (ii) a relationship to the normalisation over scales of scale-normalised derivatives, which holds if the learning algorithm for a scale-channel network would learn filters corresponding to Gaussian derivatives.

4.1 Preliminaries 1: The Gaussian scale space

In classical scale-space theory [65,66,67,68,69,70,71,72,73,74,75], a multi-scale representation of an input image is created by convolving the image with a set of rescaled and normalised Gaussian kernels. The resulting *scale-space representation* of an input image $f : \mathbb{R}^N \rightarrow \mathbb{R}$ is defined as [69]:

$$L(x; \sigma) = \int_{u \in \mathbb{R}^N} f(x - u) g(u; \sigma) du, \tag{25}$$

where $g : \mathbb{R}^N \times \mathbb{R}^+ \rightarrow \mathbb{R}$ denotes the (rotationally symmetric) Gaussian kernel

$$g(x; \sigma) = \frac{1}{(\sqrt{2\pi}\sigma)^N} e^{-\frac{x^2}{2\sigma^2}}, \tag{26}$$

and we use σ as the *scale parameter* compared to the more commonly used $t = \sigma^2$. The original image/function is thus

embedded into a family of functions parameterised by scale. The scale-space representation is scale covariant and the representation of an original image can be matched to that of a rescaled image by a spatial rescaling and a multiplicative shift along the scale dimension. From this representation, a family of *Gaussian derivatives* can be computed as

$$L_{x^\alpha}(x; \sigma) = \partial_{x^\alpha} L(x; \sigma) = ((\partial_{x^\alpha} g(\cdot; \sigma)) * f(\cdot))(x), \tag{27}$$

where $n \in \mathbb{Z}$ and we use multi index notation $\alpha = (\alpha_1, \dots, \alpha_N)$ such that $\partial_{x^\alpha} = \partial_{x^{\alpha_1}} \dots \partial_{x^{\alpha_N}}$.

The *scale covariance* property also transfers to such Gaussian derivatives, and these visual primitives have been widely used within the classical computer vision paradigm to construct scale-covariant and scale-invariant feature detectors and image descriptors [7,8,10,11,13,14,15,16,108,18].

4.2 Scaling the image vs. scaling the filter

The scale-channel networks described in this paper are based on a similar philosophy of processing an image at *all scales simultaneously*, although *the input image*, as opposed to the filter, is expanded over scales. We, here, consider the relationship between multi-scale representations computed by applying a set of *rescaled kernels* to a single-scale image and representations computed by applying the same kernel to a set of *rescaled images*. Since the scale-space representation can be computed using a single convolutional layer, we compare with a single-layer scale-channel network. We consider the relationship between representations computed by:

- (i) Applying a set of rescaled and scale-normalised filters (this corresponds to normalising filters to constant L_1 -norm over scales) $h : \mathbb{R}^N \rightarrow \mathbb{R}$

$$h_s(x) = \frac{1}{s^N} h\left(\frac{x}{s}\right) \tag{28}$$

to a fixed size input image $f(x)$:

$$L_h(x; s) = (f * h_s)(x) = \int_{u \in \mathbb{R}^N} f(u) h_s(x - u) du, \tag{29}$$

where the subscript indicates that h might not necessarily be a Gaussian kernel. If h is a Gaussian then $L_h = L$.

- (ii) Applying a fixed size filter h to a set of rescaled input images

$$M_h(x; s) = (f_s * h)(x) = \int_{u \in \mathbb{R}^N} f_s(u) h(x - u) du, \tag{30}$$

with

$$f_s(x) = f\left(\frac{x}{s}\right). \quad (31)$$

This is the representation computed by a single layer in a (continuous) scale-channel network.

It is straightforward to show that these representations are computationally equivalent and related by a family of scale dependent scaling transformations. We compute using the change of variables $u = s v$, $du = s^N dv$:

$$\begin{aligned} L_h(x; s) &= (f * h_s)(x) \\ &= \int_{u \in \mathbb{R}^N} f(x - u) \frac{1}{s^N} h\left(\frac{u}{s}\right) du \\ &= \int_{u \in \mathbb{R}^N} f(x - sv) \frac{1}{s^N} h(v) s^N dv \\ &= \int_{u \in \mathbb{R}^N} f\left(s\left(\frac{x}{s} - v\right)\right) h(v) dv \\ &= \int_{u \in \mathbb{R}^N} f_{s^{-1}}\left(\frac{x}{s} - v\right) h(v) dv \\ &= (f_{s^{-1}} * h)\left(\frac{x}{s}, s^{-1}\right). \end{aligned} \quad (32)$$

Comparing this with (30), we see that the two representations are related according to

$$L_h(x; s) = M_h\left(\frac{x}{s}; s^{-1}\right). \quad (33)$$

We note that the relation (33) preserves *the relative scale* between the filter and the image for each scale and that both representations are scale covariant. Thus, to convolve a set of rescaled images with a single-scale filter, is computationally equivalent to convolving an image with a set of rescaled filters that are L_1 -normalised over scale. The two representations are related through a *spatial rescaling* and an *inverse mapping of the scale parameter* $s \mapsto s^{-1}$. Note that it is straightforward to show, using the integral representation of a scale-channel network (7), that a corresponding relation between scaling the image and scaling the filters holds for a multi-layer scale-channel network as well.

The result (33) implies that if a scale-channel network learns a feature corresponding to a Gaussian with standard deviation σ , then the representation computed by the scale-channel network is computationally equivalent to applying the family of kernels

$$h_s(x) = \frac{1}{s^N} h\left(\frac{x}{s}\right) = \frac{1}{(\sqrt{2\pi s\sigma})^N} e^{-\frac{x^2}{2(s\sigma)^2}} \quad (34)$$

to the original image, given the complementary scaling transformation (33) with its associated inverse mapping of the scale parameters $s \mapsto s^{-1}$. Since this is a family of rescaled and L_1 -normalised Gaussians, the scale-channel network will compute a representation computationally equivalent to a Gaussian scale-space representation. For discrete image data,

a similar relation holds approximately, provided that the discrete rescaling operation is a sufficiently good approximation of the continuous rescaling operation.

4.3 Relation between scale-channel networks and scale-normalised derivatives

One way to achieve scale invariance within the Gaussian scale-space concept is to first perform *scale selection*, *i.e.*, identify the relevant scale/scales, and then, *e.g.*, extract features at the identified scale/scales. Scale selection can be done by comparing the magnitudes of γ -normalised derivatives [7, 8]:

$$\partial_{\xi^\alpha} = \partial_{x^\alpha, \gamma\text{-norm}} = t^{|\alpha|\gamma/2} \partial_{x^\alpha} = \sigma^{|\alpha|\gamma} \partial_{x^\alpha} \quad (35)$$

over scales with $\gamma \in [0, 1]$ as a free parameter and $|\alpha| = \alpha_1 + \dots + \alpha_N$. Such derivatives are likely to take maxima at scales corresponding to the relevant physical scales of objects in the image. Although a multi-layer scale-channel network will compute more complex *non-linear* features, it is enlightening to investigate whether the network can learn to express operations similar to scale-normalised derivatives. This would increase our confidence that scale-channel networks could be expected to work well together with, *e.g.*, max pooling over scales.

We will, here, consider the maximally scale-invariant case for scale-normalised derivatives with $\gamma = 1$

$$\partial_{\xi^\alpha} = \sigma^{|\alpha|} \partial_{x^\alpha}. \quad (36)$$

and show that scale-channel networks can indeed learn features equivalent to such scale-normalised derivatives.

4.3.1 Preliminaries II: Gaussian derivatives in terms of Hermite polynomials

As a preparation for the intended result, we will first establish a relationship between Gaussian derivatives and probabilistic Hermite polynomials. The probabilistic Hermite polynomials $He_n(x)$ are in 1-D defined by the relationship

$$He_n(x) = (-1)^n e^{x^2/2} \partial_{x^n} \left(e^{-x^2/2} \right) \quad (37)$$

implying that

$$\partial_{x^n} \left(e^{-x^2/2} \right) = (-1)^n He_n(x) e^{-x^2/2} \quad (38)$$

and

$$\partial_{x^n} \left(e^{-x^2/2\sigma^2} \right) = (-1)^n He_n\left(\frac{x}{\sigma}\right) e^{-x^2/2\sigma^2} \frac{1}{\sigma^n}. \quad (39)$$

Applied to a Gaussian function in 1-D, this implies that

$$\begin{aligned} \partial_{x^n} (g(x; \sigma)) &= \\ &= \frac{1}{\sqrt{2\pi}\sigma} \partial_{x^n} \left(e^{-x^2/2\sigma^2} \right) \\ &= \frac{1}{\sqrt{2\pi}\sigma} \frac{(-1)^n}{\sigma^n} H e_n \left(\frac{x}{\sigma} \right) e^{-x^2/2\sigma^2} \\ &= \frac{(-1)^n}{\sigma^n} H e_n \left(\frac{x}{\sigma} \right) g(x; \sigma). \end{aligned} \quad (40)$$

4.3.2 Scaling relationship for Gaussian derivative kernels

We, here, describe the relationship between scale-channel networks and scale-normalised derivatives. Let us assume that the scale-channel network at some layer learns a kernel that corresponds to a Gaussian partial derivative at some scale σ :

$$\begin{aligned} \partial_{x^\alpha} g(x; \sigma) &= \\ &= \partial_{x_1^{\alpha_1} x_2^{\alpha_2} \dots x_N^{\alpha_N}} g(x; \sigma) = g_{x_1^{\alpha_1} x_2^{\alpha_2} \dots x_N^{\alpha_N}}(x; \sigma). \end{aligned} \quad (41)$$

We will show that when this kernel is applied to all the scale channels, this correspond to a normalisation over scales that is equivalent to scale-normalisation of Gaussian derivatives.

For later convenience, we write this learned kernel as a scale-normalised derivative at scale σ for $\gamma = 1$ multiplied by some constant C :

$$h(x) = C \sigma^{\alpha_1 + \alpha_2 + \dots + \alpha_N} g_{x_1^{\alpha_1} x_2^{\alpha_2} \dots x_N^{\alpha_N}}(x; \sigma). \quad (42)$$

Then, the corresponding family of equivalent kernels $h_s(x)$ in the dual representation (29), which represents the same effect on the original image as applying the kernel $h(x)$ to a set of rescaled images $f_s(x) = f(x/s)$, provided that a complementary scaling transformation and the inverse mapping of the scale parameter $s \mapsto s^{-1}$ are performed, is given by

$$\begin{aligned} h_s(x) &= \frac{1}{s^N} h\left(\frac{x}{s}\right) \\ &= \frac{C}{s^N} \sigma^{\alpha_1 + \alpha_2 + \dots + \alpha_N} g_{x_1^{\alpha_1} x_2^{\alpha_2} \dots x_N^{\alpha_N}}\left(\frac{x}{s}; \sigma\right). \end{aligned} \quad (43)$$

Using Equation (40) with

$$g(x; \sigma) = \frac{1}{(\sqrt{2\pi}\sigma)^N} e^{-(x_1^2 + x_2^2 + \dots + x_N^2)/2\sigma^2} \quad (44)$$

in N dimensions, we obtain

$$\begin{aligned} h_s(x) &= \frac{C}{s^N} \sigma^{\alpha_1 + \alpha_2 + \dots + \alpha_N} (-1)^{\alpha_1 + \alpha_2 + \dots + \alpha_N} \\ &\quad H e_{\alpha_1} \left(\frac{x_1}{s\sigma} \right) H e_{\alpha_2} \left(\frac{x_2}{s\sigma} \right) \dots H e_{\alpha_N} \left(\frac{x_N}{s\sigma} \right) \\ &\quad \frac{1}{(\sqrt{2\pi}\sigma)^N} e^{-(x_1^2 + x_2^2 + \dots + x_N^2)/2s^2\sigma^2} \frac{1}{\sigma^{\alpha_1 + \alpha_2 + \dots + \alpha_N}} \\ &= C (s\sigma)^{\alpha_1 + \alpha_2 + \dots + \alpha_N} (-1)^{\alpha_1 + \alpha_2 + \dots + \alpha_N} \\ &\quad H e_{\alpha_1} \left(\frac{x_1}{s\sigma} \right) H e_{\alpha_2} \left(\frac{x_2}{s\sigma} \right) \dots H e_{\alpha_N} \left(\frac{x_N}{s\sigma} \right) \\ &\quad \frac{1}{(\sqrt{2\pi}s\sigma)^N} e^{-(x_1^2 + x_2^2 + \dots + x_N^2)/2s^2\sigma^2} \frac{1}{(s\sigma)^{\alpha_1 + \alpha_2 + \dots + \alpha_N}}. \end{aligned} \quad (45)$$

Comparing with (40), we recognise this expression as the scale-normalised derivative

$$h_s(x) = C (s\sigma)^{\alpha_1 + \alpha_2 + \dots + \alpha_N} g_{x_1^{\alpha_1} x_2^{\alpha_2} \dots x_N^{\alpha_N}}(x; s\sigma) \quad (46)$$

of order $\alpha = (\alpha_1, \alpha_2, \dots, \alpha_N)$ at scale $s\sigma$.

This means that if the scale-channel network learns a partial Gaussian derivative of some order, then the application of that filter to all the scale channels is computationally equivalent to *applying corresponding scale-normalised Gaussian derivatives* to the original image at all scales.

While this result has been expressed for partial derivatives, a corresponding results holds also for derivative operators that correspond to directional derivatives of Gaussian kernels in arbitrary directions. This result can be easily understood from the expression for a directional derivative operator ∂_{e^n} of order $n = n_1 + n_2 + \dots + n_N$ in direction $e = (e_1, e_2, \dots, e_N)$ with $|e| = \sqrt{e_1^2 + e_2^2 + \dots + e_N^2} = 1$:

$$\begin{aligned} \partial_{e^n} g(x; \sigma) &= (e_1 \partial_{x_1} + e_2 \partial_{x_2} + \dots + e_N \partial_{x_N})^n g(x; \sigma) \\ &= \sum_{\alpha_1 + \alpha_2 + \dots + \alpha_N = n} \binom{n}{\alpha_1! \alpha_2! \dots \alpha_N!} \\ &\quad e_1^{\alpha_1} e_2^{\alpha_2} \dots e_N^{\alpha_N} \partial_{x_1}^{\alpha_1} \partial_{x_2}^{\alpha_2} \dots \partial_{x_N}^{\alpha_N} g(x; \sigma) \\ &= \sum_{\alpha_1 + \alpha_2 + \dots + \alpha_N = n} \binom{n}{\alpha_1! \alpha_2! \dots \alpha_N!} \\ &\quad e_1^{\alpha_1} e_2^{\alpha_2} \dots e_N^{\alpha_N} g_{x_1^{\alpha_1} x_2^{\alpha_2} \dots x_N^{\alpha_N}}(x; \sigma). \end{aligned} \quad (47)$$

Since the scale normalisation factors $\sigma^{|\alpha|}$ for all scale-normalised partial derivatives of the same order $|\alpha| = \alpha_1 + \alpha_2 + \dots + \alpha_N = n$ are the same, it follows that all linear combinations of partial derivatives of the same order are transformed by the same multiplicative scale normalisation factor, which proves the result.

4.4 Relations to classical scale selection methods

Specifically, the scaling result for Gaussian derivative kernels implies that a scale-channel network that combines the multiple scale channels by *supremum*, or for a discrete set of scale channels, *max pooling* (see further Section 5), will be structurally similar to classical methods for *scale selection*, which detect maxima over scale of scale-normalised filter responses [7, 8, 110]. In the scale-channel networks, max pooling is, however, done over more complex feature responses, already adapted to detect specific objects, while classical scale selection is performed in a class-agnostic way based on low-level features. This makes max pooling in the scale-channel networks also closely related to more specialised classical methods that detect maxima from the scales at which a supervised classifier delivers class labels with the highest posterior [111, 112]. Average pooling over the outputs of a discrete set of scale channels (Section 5) is structurally similar to methods for scale selection that are based on *weighted averages* of filter responses at different scales [113, 18]. Although there is no guarantee that the learned non-linear features will, indeed, take maxima for relevant scales, one might expect training to promote this, since a failure to do so should be detrimental to the classification performance of these networks.

5 Discrete scale-channel networks

Discrete scale-channel networks are implemented by using a standard discrete CNN as the base network ϕ . For practical applications, it is also necessary to restrict the network to include a finite number of scale channels

$$\hat{S} = \{\gamma^i\}_{-K_{min} \leq i \leq K_{max}}. \quad (48)$$

The input image $f : \mathbb{Z}^2 \rightarrow \mathbb{R}$ is assumed to be of finite support. The outputs from the scale channels are, here, aggregated using, *e.g.*, max pooling

$$(\mathcal{A}_{\max} f)(x, c) = \max_{s \in \hat{S}} \{(\phi_s f)(x, c, s)\} \quad (49)$$

or average pooling

$$(\mathcal{A}_{\text{avg}} f)(x, c) = \text{avg}_{s \in \hat{S}} \{(\phi_s f)(x, c, s)\}. \quad (50)$$

We will also implement discrete scale-channel networks that concatenate the outputs from the scale channels, followed by an additional transformation $\varphi : \mathbb{R}^{M_i |\hat{S}|} \rightarrow \mathbb{R}^{M_i}$ that mixes the information from the different channels

$$\begin{aligned} (\mathcal{A}_{\text{conc}} f)(x, c) \\ = \varphi \left([(\phi_{s_1} f)(x, c), (\phi_{s_2} f)(x, c) \cdots (\phi_{s_{|\hat{S}|}} f)(x, c)] \right). \end{aligned} \quad (51)$$

$\mathcal{A}_{\text{conc}}$ does not have any theoretical guarantees of invariance, but since scale concatenation of outputs from the scale channels has been previously used with the explicit aim of scale-invariant recognition [37], we will evaluate that approach also here.

5.1 Foveated processing

A standard convolutional neural network ϕ has a finite support region Ω in the input. When rescaling an input image of fixed size/finite support in the scale channels, it is necessary to decide how to process the resulting images of varying size using a feature extractor with fixed support. One option is to process regions of *constant size* in the scale channels, corresponding to regions of *different sizes* in the input image. This results in *foveated image operations*, where a smaller region around the center of the input image is processed at high resolution, while gradually larger regions of the input image are processed at gradually reduced resolution (see Figures 2(b)-(c)). Note how this implies that the scale channels will together process a covariant set of regions, so that for any object size there is always a scale channel with a support matching the size of the object. We will refer to the foveated network architectures \mathcal{A}_{\max} , \mathcal{A}_{avg} and $\mathcal{A}_{\text{conc}}$ as the FovMax network, the FovAvg network and the FovConc network, respectively.

5.2 Approximation of scale invariance

Foveated processing combined with max or average pooling will give an approximation of scale invariance in the continuous model (Section 3.4.2) over a *limited scale range*. The numerical scale warpings of the input images in the scale channels approximate continuous scaling transformations. A discrete set of scale channels will approximate the representation for a continuous scale parameter, where the approximation will be better with a denser sampling of the scaling group.

A possible source of problems will, however, arise due to boundary effects caused by a finite scale interval. True scale invariance is only guaranteed for an infinite number of scale channels. In the case of max pooling over a finite set of scale channels, there is a risk that the maximum value over the scale channels moves in or out of the finite scale range covered by the scale channels. Correspondingly, for average pooling, there is a risk that a substantial part of mass of the feature responses from the different scale channels may move in or out of a finite scale interval. The risk for such boundary effects would, however, be mitigated if the network learns to suppress responses for both very zoomed in and very zoomed out objects, so that the contributions from such image structures are close to zero. As a design

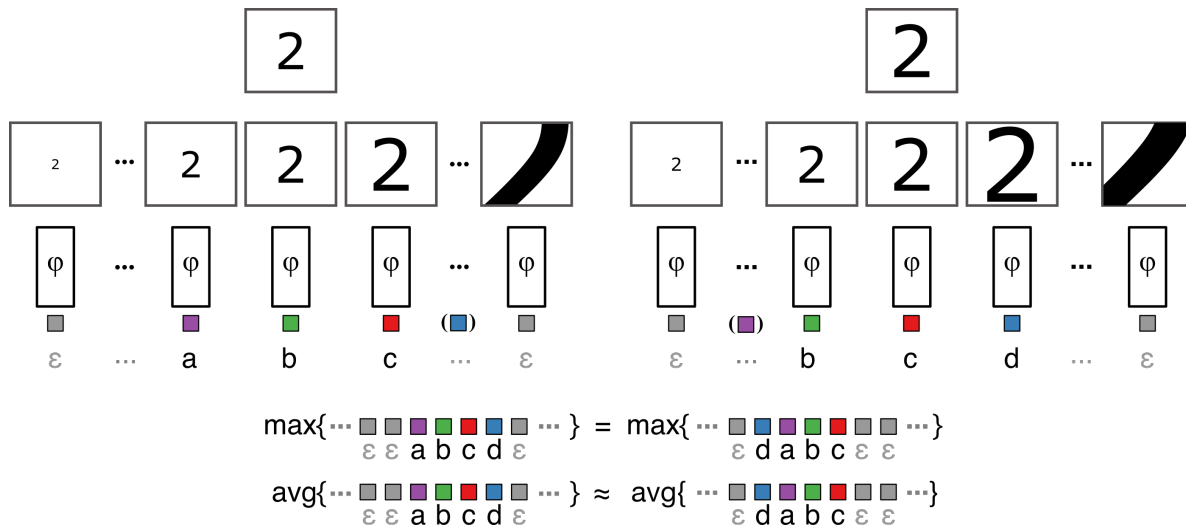


Fig. 3: An illustration of how discrete scale-channel networks approximate scale invariance over a finite scale range. Consider a foveated scale-channel network combined with max or average pooling over the output from the scale channels. Since the same operation is performed in all the scale channels, when comparing the output for an original image (left) and a rescaled copy of this image (right), we see that the output code is just *shifted* along the scale dimension. Thus, if the values taken at the edge of the scale range are small enough, then the maximum over scales will still be preserved between an original and a rescaled image. Correspondingly, for average pooling, there will in this case be no significant change of the mass of the feature response within the scale range spanned by the scale channels. Here, we illustrate the idea for a network that produces a scalar output, but the same argument is valid for vector valued output, where the only difference is that the pooling over the scale dimension is performed for each vector element separately.




Fig. 4: Samples from the MNIST Large Scale dataset: The MNIST Large Scale dataset is derived from the original MNIST dataset [114] and contains 112×112 sized images of handwritten digits with scale variations of a factor of 16. The scale factors relative the original MNIST dataset are in the range $\frac{1}{2}$ (top left) to 8 (bottom right).

criterion for scale-channel networks, we therefore propose to include at least a small number of scale channels both below and above the effective training scales of the relevant image structures. Further, we suggest *training the network from scratch* as opposed to using pretrained weights for the scale channels. Then, we propose that it should be likely that the network will learn to suppress responses for image structures that are far off in scale, since the network would otherwise classify based on use of object views that will hardly

provide any useful information. An illustration providing the intuition for how invariance can be achieved in the discrete scale-channel networks is presented in Figure 3.

5.3 Sliding window processing in the scale channels

An alternative option for dealing with varying image sizes is to, in each scale channel, process the entire rescaled image by applying the base network in a *sliding window man-*

ner. We, here, evaluate this option, but instead of evaluating the full network anew at each image position, we slide the classifier part of the network (*i.e.*, the last layer) across the convolutional feature map. This is considerably less computationally expensive and, in the case of a network without subsampling by means of strided convolutions (or max pooling), the two approaches are equivalent. Since strided convolution is used in the network, it implies that we here trade some resolution in the output for computational efficiency, where it can be noted that a similar choice is made in the OverFeat detector [48].⁴

Concerning max pooling over space *vs.* over scale, where according to the most original formulation, a sliding window approach in a scale-space setting would mean that the base network that performs integration over scale should be applied and evaluated anew at all the visited image positions, we, again for reasons of computational efficiency, swap the ordering between max pooling over space *vs.* over scale, and perform the max pooling over space before the max pooling over scale, since we can then avoid the need for incorporating an explicit mechanism for a skewed/non-vertical pooling operation between corresponding image points at different levels of scale according to (11).

The output from the scale channels can then be combined by max (or average) pooling over space followed by max (or average) pooling over scales⁵

$$(A_{sw, \max} f)(c) = \max_{s \in S} \max_{x \in \Omega} \{(\phi_s f)(x, c, s)\}. \quad (52)$$

We will here only evaluate this architecture using max pooling only, which is structurally similar to the popular multi-scale OverFeat detector [48]. This network will be referred to as the SWMax network.

For this scale-channel network to support invariance, it is not sufficient that boundary effects resulting from using a finite number of scale channels are mitigated. When processing regions in the scale channels corresponding to only a single region in the input image, new structures can appear (or disappear) in this region for a rescaled version of the original image. With a linear approach, this might be ex-

⁴ A main difference between the OverFeat detector [48] and our approach, however, is that the OverFeat detector uses a total effective stride of 32, whereas our network has a total effective stride of 4 (2 convolutional layers with stride 2 each). Because of the larger effective stride in the OverFeat detector, they apply their subsampling operation for every spatial offset in the last convolutional layer, whereas we with our smaller effective stride do not need to, since the subsampled image representations are still at a satisfactory resolution.

⁵ Concerning images of finite size, we make use of all the available image data for computing the scale-channel representations used for the sliding window approach, implying that more pixels are processed at a fine scale compared to a coarse scale. This is in contrast to the foveated representations, which are based on using the same number of pixels in the scale channels for every resolution.

pected to not cause problems,⁶ since the best matching pattern will be the one corresponding to the template learned during training. For a deep neural network, however, there is no guarantee that there cannot be strong erroneous responses for, *e.g.*, a partial view of a zoomed in object. We are, here, interested in studying the effects that this has on generalisation in the deep learning context.

6 Experiments on the MNIST Large Scale dataset

6.1 The MNIST Large Scale dataset

To evaluate the ability of standard CNNs and scale-channel networks to generalise to unseen scales over a wide scale range, we have created a new version of the standard MNIST dataset [114]. This new dataset, *MNIST Large Scale*, which is available online [115], is composed of images of size 112×112 with scale variations of a factor 16 for scale factors $s \in [0.5, 8]$ relative to the original MNIST dataset (see Figure 4). The training and testing sets for the different scale factors are created by resampling the original MNIST training and testing sets using bicubic interpolation followed by smoothing and soft thresholding to reduce discretisation effects. Note that for scale factors > 4 , the full digit might not be visible in the image. These scale values are nonetheless included to study the limits of generalisation. More details concerning this dataset are given in Appendix A.

6.2 Network and training details

In the experimental evaluation, we will compare five types of network designs: (i) a (deeper) standard CNN (ii) FovMax (max-pooling over the outputs from the scale channels), (iii) FovAvg (average pooling over the outputs from the scale channels), (iv) FovConc (concatenating the outputs from the scale channels) and (v) SWMax (sliding window processing in the scale channels combined with max-pooling over both space and scale).

The standard CNN is composed of 8 conv-batchnorm-ReLU blocks with 3×3 filters followed by a fully connected layer and a final softmax layer. The number of features/filters in each layer is 16-16-16-16-32-32-32-32-100-10. A stride of 2 is used in convolutional layers 2, 4, 6 and 8. Note that this network is deeper and has more parameters than the networks used as base networks for the scale-channel networks. The reason for using a quite deep network

⁶ When using linear template matching, the best matching pattern for a template learned during training will be a very similar image patch. Thus, when sliding a template across a matching object, it will take the maximum response when centered on the object. When using a non-linear method, however, there is no reason there could not be large responses for non centered views of familiar objects or completely novel patterns.

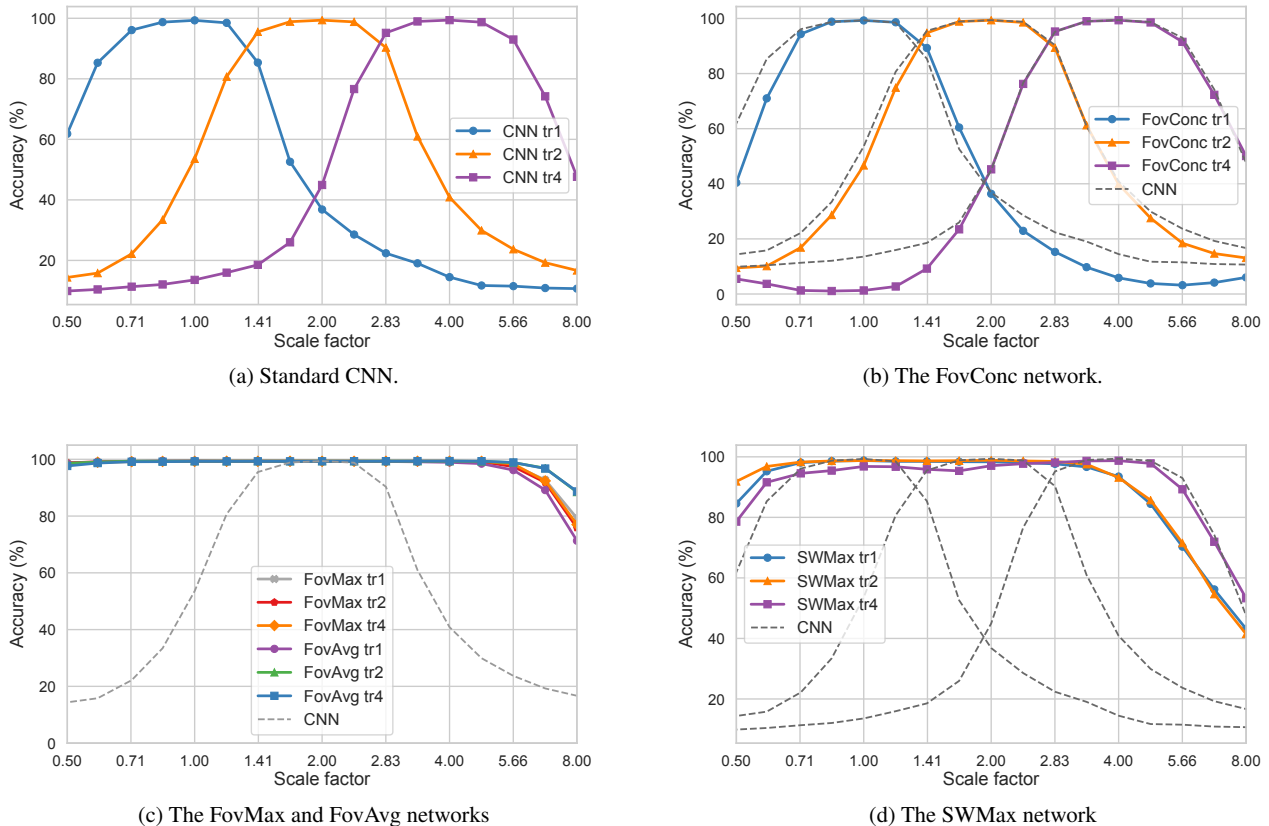


Fig. 5: Generalisation ability to unseen scales for a standard CNN and the different scale-channel network architectures for the MNIST Large Scale dataset. The networks are trained on digits of size 1 (tr1), size 2 (tr2) or size 4 (tr4) and evaluated for varying rescalings of the testing set. We note that the CNN (a) and the FovConc network (b) have poor generalisation ability to unseen scales, while the FovMax and FovAvg networks (c) generalise extremely well. The SWMax network (d) generalises considerably better than a standard CNN, but there is some drop in performance for scales not seen during training.

is to avoid a network structure that is heavily biased towards recognising either small or large digits. A more shallow network would simply not have a receptive field large enough to enable recognising very large objects. The need for extra depth is thus a consequence of the scale preference built into a vanilla CNN architecture. Here, we are aware of this more structural problem of CNNs, but specifically aim to test scale generalisation for a network with a structure that would at least in principle enable scale generalisation.

The FovMax, FovAvg, FovConc and SWMax scale-channel networks are constructed using base networks for the scale channels with 4 conv-batchnorm-ReLU blocks with 3×3 filters followed by a fully connected layer and a final softmax layer. The number of features/filters in each layer is 16-16-32-32-100-10. A stride of 2 is used in convolutional layers 2 and 4. Rescaling within the scale channels is done with bilinear interpolation and applying border padding or cropping as needed. The batch normalisation layers are shared between

the scale channels for the FovMax, FovAvg and FovConc networks. This implies that *the same operation* is performed for all scales, to preserve scale covariance and enable scale invariance after max or average pooling.

We do not apply batch normalisation to the SW network, since this was shown to impair the performance. We believe that this is because the sliding window approach implies a *change in the feature distribution* for this network when processing data of different sizes. For the batch normalisation to function optimally, the data/feature distribution should stay approximately the same, which is not the case for the SWMax network.⁷

⁷ Note that for the OverFeat detector [48] networks pretrained on ImageNet use a *pretrained* base network which precludes the problem with training a sliding window scale-channel network with batch normalisation from scratch. For the larger scale ranges evaluated here, however, using networks with pretrained weights for the scale channels gives considerably worse generalisation performance. We, here,

For the FovAvg and FovMax networks, max pooling and average pooling, respectively, are performed across the logits outputs from the scale channels before the final softmax transformation and cross entropy loss. For the FovConc network, there is a fully connected layer that combines the logits outputs from the multiple scale channels before applying a final softmax transformation and cross entropy loss.

All the scale-channel architectures have around 70k parameters, whereas the baseline CNN has around 90k parameters.

All the networks are trained with 50 000 training samples from the MNIST Large Scale dataset for 20 epochs using the Adam optimiser with default parameters in PyTorch: $\beta_1 = 0.9$ and $\beta_2 = 0.999$. During training, 15 % dropout is applied to the first fully connected layer. The learning rate starts at $3e^{-3}$ and decays with a factor $1/e$ every second epoch towards a minimum learning rate of $5e^{-5}$. For the SWMax network, the learning rate instead starts at $3e^{-4}$, since this produced better results in the absence of batch normalisation. Results are reported for the MNIST Large Scale testing set (10 000 samples) as the average of training each network using three different random seeds. The remaining 10 000 samples constitute a validation set, which was used for parameter tuning. Parameter tuning was performed for a single-channel network, and the same parameters were used for the multi-channel networks and for the standard CNN.

Numerical performance scores for the results in some of the figures to be reported are given in [116].

6.3 Generalisation to unseen scales

We, first, evaluate the ability of the standard CNN and the different scale-channel networks to generalise to previously unseen scales. We train each network on either of the sizes 1, 2, and 4 from the MNIST Large Scale dataset and evaluate the performance on the testing set for scale factors between $1/2$ and 8. The FovMax, FovAvg and SWMax networks have 17 scale channels spanning the scale range $[\frac{1}{2}, 8]$. The FovConc network has 3 scale channels spanning the scale range $[1, 4]$.⁸ The results are presented in Figure 5. We, first,

tested two versions of batch normalisation: (i) normalising the feature responses jointly across all feature maps and (ii) normalising each channel separately. Neither of these options is scale invariant, the first because of the change in the feature distribution for the joint set of feature maps between inputs of different sizes and the second because the same operation is not applied for all feature channels. Both impaired the performance. We thus opt for evaluating the SWMax network with the best configuration we found, which corresponds to training the network from scratch without batch normalisation.

⁸ The FovConc network has worse generalisation performance when including too many scale channels or spanning a too wide scale range. Since we are more interested in the best case rather than the worst case scenario, we, here, picked the best network out of a large range of configurations.

note that all the networks achieve similar top performance for the scales seen during training. There are, however, large differences in the abilities of the networks to generalise to unseen scales:

6.3.1 Standard CNN

The standard CNN shows limited generalisation ability to unseen scales with a large drop in accuracy for scale variations larger than a factor $\sqrt{2}$. This illustrates that, while the network can recognise digits of all sizes, a standard CNN includes no structural prior to promote scale invariance.

6.3.2 The FovConc network

The scale generalisation ability of the FovConc network is quite similar to that of the standard CNN, sometimes slightly worse. The reason why the scale generalisation is limited is that although the scale channels share their weights and thus produce a scale-covariant output, when simply concatenating these outputs from the scale channels, there is no structural constraint to support scale invariance. This is consistent with our observation that spanning a too wide scale range (Section 6.4) or using too many channels, the scale generalisation degrades for the FovConc network (Section 6.5). For scales *not present during training*, there is, simply, no useful training signal to learn the correct weights in the fully connected layer that combines the outputs from the different scale channels. Note that our results are not contradictory to those previously reported for a similar network structure [37], since they train on data that contain natural scale variations and test over a quite narrow scale range. What we do show, however, is that this network structure, although it enables multi-scale processing, is *not scale invariant*.

6.3.3 The FovAvg and FovMax networks

We note that the FovMax and FovAvg networks generalise very well, independently of what size the network is trained on. The maximum difference in performance in the size range $[1, 4]$ between training on size 1, size 2 or size 4 is less than 0.2 percentage points for these network architectures. Importantly, this shows that, if including a large enough number of sufficiently densely distributed scale channels and training the networks from scratch, boundary effects at the scale boundaries do not prohibit invariant recognition.

6.3.4 The SWMax network

We note that the SWMax network generalises considerably better than a standard CNN, but there is some drop in performance for sizes not seen during training. We believe that the main reason for this is, here, that since all the scale

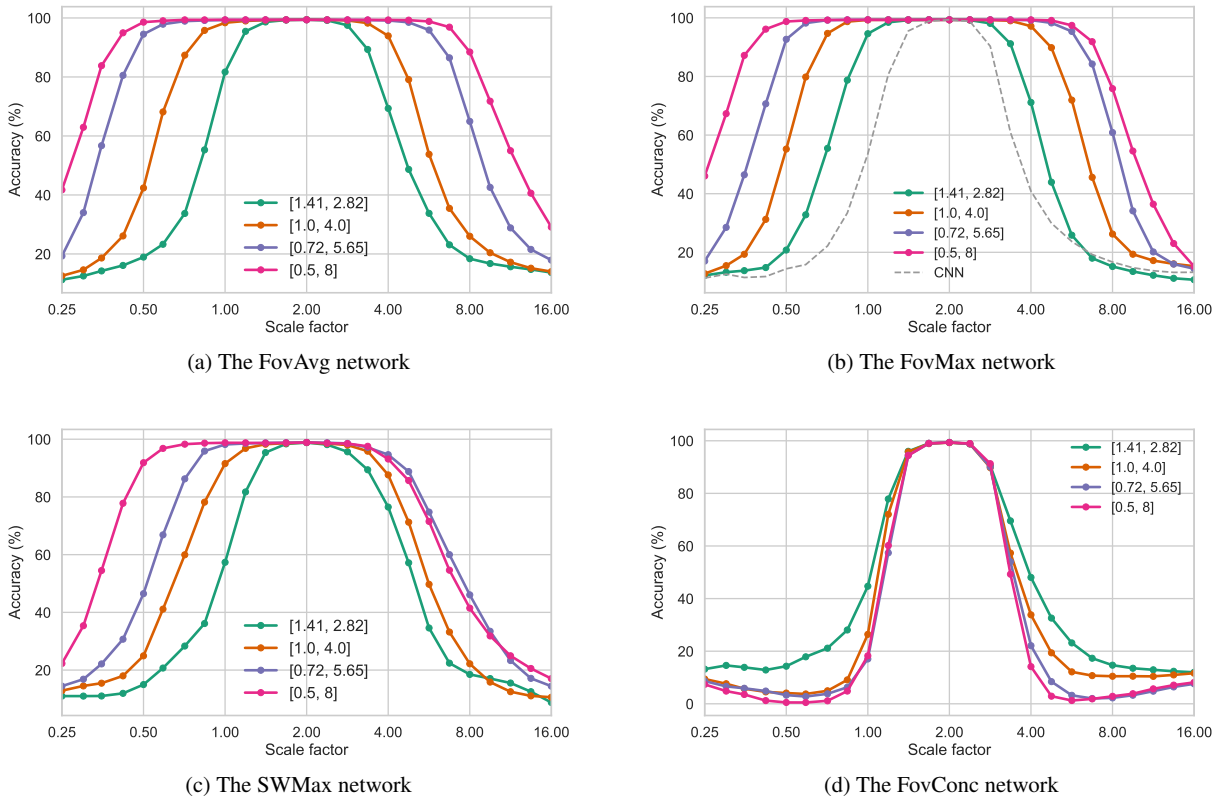


Fig. 6: *Dependency of the scale generalisation property on the scale range spanned by the scale channels:* (a)–(b) For the *FovAvg* and *FovMax* networks, the scale generalisation property is directly proportional to the scale range spanned by the scale channels, and there is no need to include training data for more than a single scale. (c) For the *SWMax* network, the scale generalisation is improved when including more scale channels, but the network does not generalise as well as the *FovAvg* and the *FovMax* networks. (d) For the *FovConc* network, the scale generalisation does actually become *worse* when including more scale channels (in the case of single-scale training), because there is no mechanism to support scale invariance when training the weights in the final fully connected layer that combines the different scale channels.

channels are processing a fixed sized region in the input image (as opposed to for foveated processing), new structures might leave or enter this region when an image is rescaled. This might lead to erroneous high responses for unfamiliar views (see Section 5.3). We also noted that the *SWMax* networks are harder to train (more sensitive to learning rate etc) compared to the foveated network architectures as well as more computationally expensive. Thus, while the *FovMax* and *FovAvg* networks still are easy to train and the performance is not degraded when spanning a wide scale range, the *SWMax* network seems to work best for spanning a more limited scale range, where fewer scale channels are needed (as was indeed the use case in [48]).

6.4 Dependency on the scale range spanned by the scale channels

Figure 6 shows the result of experiments to investigate the sensitivity of the scale generalisation properties to how wide range of scale values is spanned by the scale channels. For all the experiments, we have used a scale sampling ratio of $\sqrt{2}$ between adjacent scale channels. All the networks were trained on the single size 2 and were tested for all sizes between $\frac{1}{2}$ and 8. The scale interval was varied between the four choices $[\sqrt{2}, 2\sqrt{2}]$, $[1, 4]$, $[1/\sqrt{2}, 4\sqrt{2}]$ and $[\frac{1}{2}, 8]$.

6.4.1 The *FovAvg* and *FovMax* networks

For the *FovAvg* and *FovMax* networks, the scale generalisation properties are directly connected to how wide a scale range is spanned by the scale channels. By including more scale channels, these networks generalise over a wider scale

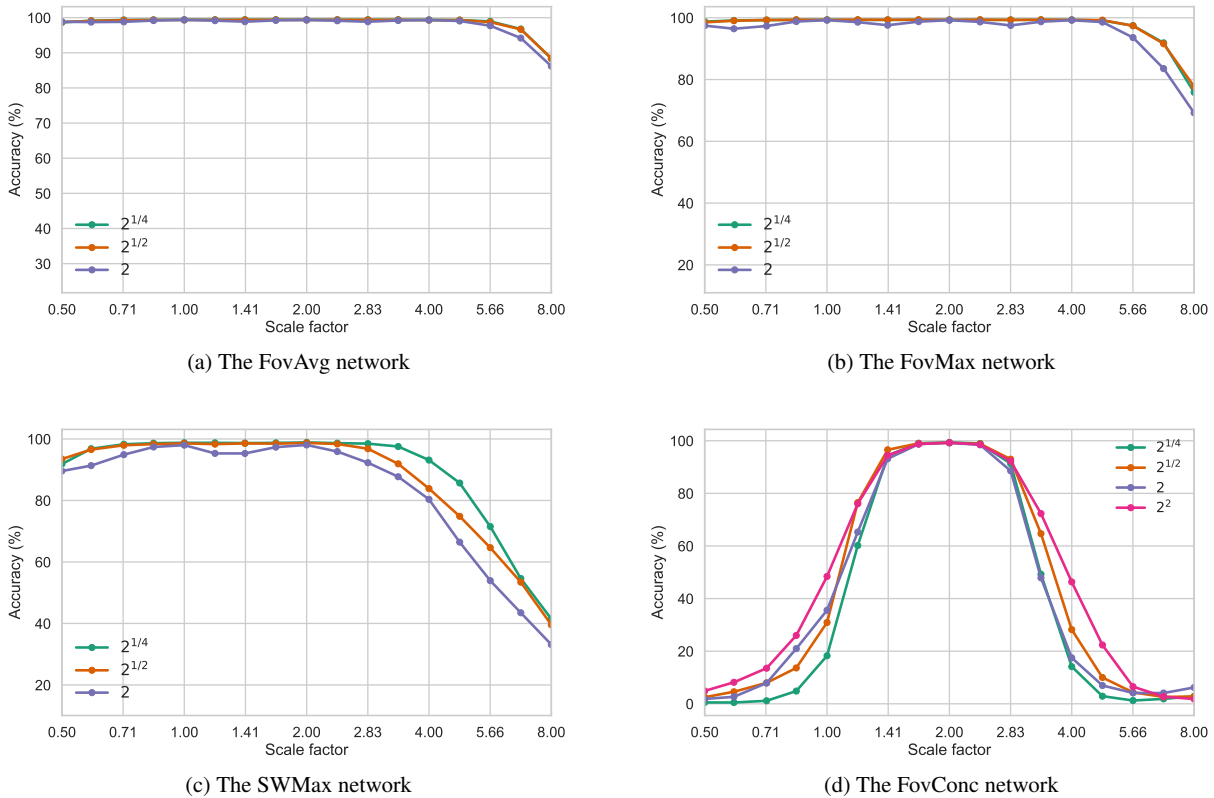


Fig. 7: *Dependency of the scale generalisation property on the scale sampling density:* (a)–(b) For the FovAvg and FovMax networks, the overall scale generalisation is very good for all the studied scale sampling rates, although it becomes noticeably better for $2^{1/2}$ compared to 2. For a more close up look regarding the *FovAvg and FovMax networks*, see Figure 8. (c) The *SWMax* network is more sensitive to how densely the scales are samples compared to the FovAvg and the FovMax networks, and the sensitivity to the scale sampling density is larger when observing objects that are *larger* than those seen during training, as compared to when observing objects that are *smaller* than those seen during training. (d) The *FovConc* network actually generalises worse with a denser sampling of scales.

range, without any need to include training data for more than a single scale. The scale generalisation property will, however, be limited by the image resolution for small testing sizes and by the fact that the full object is not visible in the image for larger testing sizes.

6.4.2 The SWMax network

For the SWMax network, the scale generalisation property is improved when including more scale channels, but the network does not generalise as well as the FovAvg and the FovMax networks. It is also noticeable that scale generalisation is harder when for large testing sizes compared to small testing sizes. This is probably because of the problem with unfamiliar partial views present for sliding window processing becoming more pronounced for large testing sizes.

6.4.3 The FovConc network

For the FovConc network, the scale generalisation is actually *worse* when including more scale channels. This phenomenon can be understood by considering that the weights in the fully connected layer, which combines information from the concatenated scale channels output, are not controlled by any invariance mechanism. Indeed, the weights corresponding to scales not present during training may take arbitrary values without any significant impact on the training error. Incorrect weights for unseen scales will, however, imply very poor generalisation to those scales.

6.5 Dependency on the scale sampling density

Figure 7 and Figure 8 show the result of experiments to investigate the sensitivity of the scale generalisation property

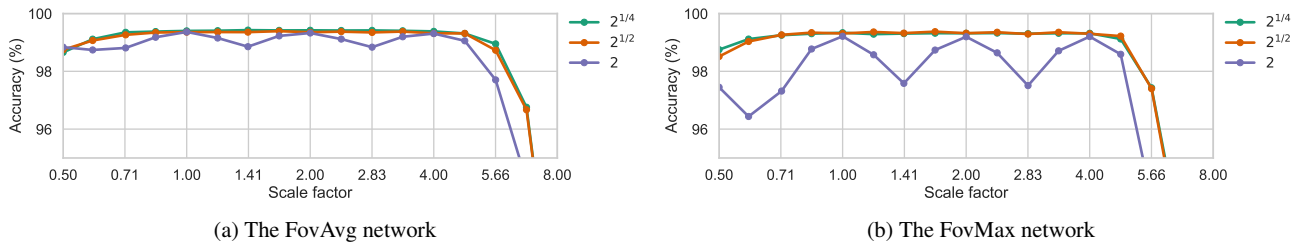


Fig. 8: *Dependency of the scale generalisation property on the scale sampling density for the FovAvg and FovMax networks:* FovMax and FovAvg networks spanning the scale range $[\frac{1}{4}, 8]$ were trained with varying spacing between the scale channels, either 2, $2^{1/2}$ or $2^{1/4}$. All the networks were trained on size 2. There is a significant increase in the performance when reducing the spacing between the scale channels from 2 to $2^{1/2}$, while the effect of a further reduction to $2^{1/4}$ is very small.

to the sampling density of the scale channels. All the networks were trained on size 2, with the scale channels spanning the scale range $[\frac{1}{2}, 8]$, and with a varying spacing between the scale channels: either 2, $2^{1/2}$ or $2^{1/4}$. For the FovConc network, we also included the spacing 2^2 .

The number of scale channels for the different sampling densities were for the 2^2 spacing: 3 channels, for the 2 spacing: 5 channels, for the $2^{1/2}$ spacing: 9 channels and for the $2^{1/4}$ spacing: 17 channels.

6.5.1 The FovAvg and FovMax networks

For both the FovAvg and FovMax networks, the accuracy is considerably improved when decreasing the ratio between adjacent scale levels from a factor 2 to a factor of $2^{1/2}$, while a further reduction to $2^{1/4}$ provides very low additional benefits.⁹

6.5.2 The SWMax network

The SWMax network is more sensitive to how densely the scale levels are sampled compared to the FovAvg and FovMax networks. This sensitivity to the scale sampling density is larger, when observing objects of *larger size* than those seen during training, as compared to when observing objects of *smaller size* than those seen during training.

This, again, illustrates the problem due to partial views of objects, which will be present at some scales but not at others, are more severe when observing larger size objects than seen during training.

⁹ This result is consistent with results about scale sampling in classical scale-space theory, where it is known that uniform scale sampling in units of effective scale $\tau = \log \sigma$ [117] is the natural scale sampling strategy, and a scale sampling ratio of $\sqrt{2}$ often leads to substantially better performance than a scale sampling ratio of 2 in classical scale-space algorithms.

6.5.3 The FovConc network

The FovConc network does actually generalise worse with a denser sampling of scales. In fact, none of the network versions generalises better than a standard CNN. The reason for this is probably that for a dense sampling of scales, there is no need for the last fully connected layer, which processes the concatenated outputs from all the scale channels, to include information from scales further away from the training scale. Thus, the weights corresponding to such scales may take arbitrary values without affecting the accuracy during the training process, thereby implying very poor generalisation to previously unseen scales.

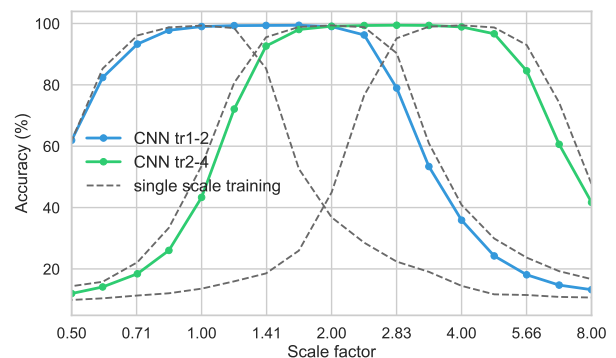


Fig. 9: *Comparing multi-scale vs. single-scale training for a vanilla CNN.* Training is here performed over the size ranges $[1, 2]$ and $[2, 4]$, respectively. The scale generalisation when trained on single size training data is presented as dashed grey lines for training sizes 1, 2 and 4, respectively. As can be seen from the results, training on multi-scale training data does not improve the scale generalisation ability of the CNN for sizes *outside the size range the network is trained on*.

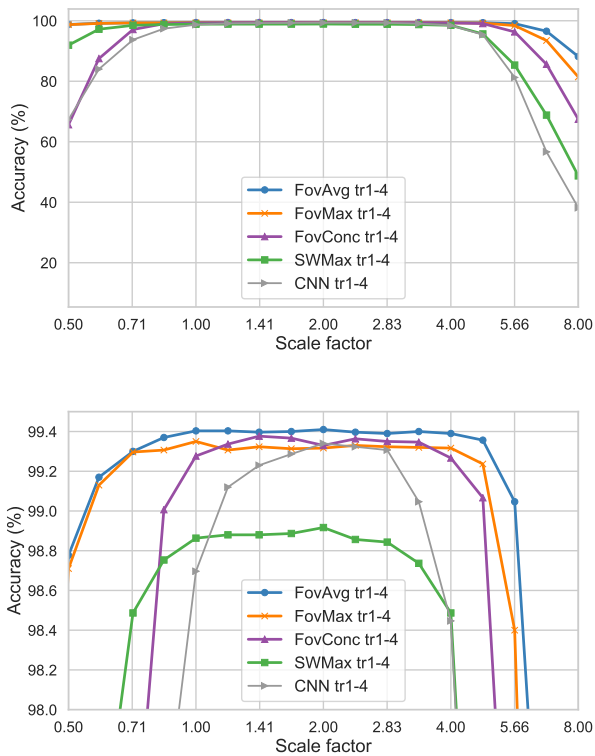


Fig. 10: Results of multi-scale training for the scale-channel networks with training sizes uniformly distributed on the size range $[1, 4]$ (with the uniform distribution on a logarithmic scale). These two figures show the same experimental results, where the second figure is zoomed in, to make comparisons between the networks more visible. The presence of multi-scale training data substantially improves the performance of the CNN, the FovConc network and the SWMax network. The difference in performance between single-scale training and multi-scale training is almost indiscernible for the FovAvg and FovMax networks. The overall best performance is obtained for the FovAvg network.

6.6 Multi-scale vs. single-scale training

All the scale-channel architectures support multi-scale processing although they might not support scale invariance. We, here, test the performance of the different scale-channel networks when training on multi-scale training data. For the standard CNN, we also explicitly explore how generalisation is affected when training on a smaller scale range to see how this affects generalisation outside the scale range trained on.

6.6.1 Limits of generalisation for a standard CNN

If including data multi-scale data within a some range, could a CNN learn to “extrapolate” outside this scale range? Fig-

ure 9 shows the result of training the standard CNN on training data with multiple sizes uniformly distributed over the scale ranges $[1, 2]$ and $[2, 4]$, respectively, and testing on all sizes over the range $[\frac{1}{2}, 8]$. (The size distributions are uniform on a logarithmic scale.)

Training on multi-scale training data does not improve the scale generalisation ability of the CNN for scales *outside the scale range the network is trained on*. The network can, indeed, learn to recognise digits of different sizes. But just because it might learn that an object of size 1 is the same as the same object of size 2, this does not at all imply that it will recognise the same object if it has size 4. In other words, the scale generalisation ability within a subrange does not transfer to outside that range.

6.6.2 Multi-scale training

Figure 10 shows the result of performing multi-scale training over the size range $[1, 4]$ for the scale-channel networks FovMax, FovAvg, FovConc and SWMax as well as the standard CNN. Here, the same scale-channel setup with 17 channels spanning the scale range $[\frac{1}{2}, 8]$ is used for all the scale-channel architectures. When multi-scale training data is used, the advantage of using scale channels spanning a larger scale range no longer incurs a penalty for the FovConc network, since the correct weights can be learned in the fully connected layer.

We note that the difference between training on multi-scale and single-scale data is striking both for the FovConc network and the standard CNN. It can, however, be noted that the FovConc network works well in this scenario, especially for the scale range included in the training set. Outside this scale range, we note somewhat better generalisation compared to the CNN, while the generalisation is still worse than for the FovAvg and FovMax networks. The FovConc network does, after all, include a mechanism for multi-scale processing and when trained on multi-scale training data, the lack of invariance mechanism in the fully connected layer is less of a problem.

For the SWMax network, including multi-scale data improves the scale generalisation somewhat compared to single-scale training. The SWMax network does, however, have worse performance for spanning larger scale ranges compared to the other networks. The reason behind this is probably that the multiple views produced in the different scale channels indeed makes the problem harder for this network compared to the foveated networks, which only need to process centered digit views.

The difference in scale generalisation ability between training on a single scale or multi-scale image data is on the other hand almost indiscernible for the FovMax and FovAvg networks (less than 0.1 % difference in accuracy), illustrating the strong scale invariance properties of these networks.

Compact performance measures regarding scale generalisation on the MNIST Large Scale dataset

| Scale range | [1/2, 1] | [1, 4] | [4, 8] | [1/2, 4] | [1/2, 8] |
|---------------------------------|----------|--------|--------|----------|----------|
| FovAvg 17ch tr1 | 99.15 | 99.27 | 90.82 | 99.22 | 96.76 |
| FovAvg 17ch tr2 | 99.14 | 99.36 | 96.55 | 99.27 | 98.47 |
| FovAvg 17ch tr4 | 98.78 | 99.31 | 96.61 | 99.11 | 98.36 |
| FovAvg 17ch mean(tr1, tr2, tr4) | 99.02 | 99.32 | 94.66 | 99.20 | 97.86 |
| FovAvg 17ch tr14 | 99.20 | 99.40 | 96.50 | 99.32 | 98.49 |
| FovMax 17ch tr1 | 99.15 | 99.35 | 93.70 | 99.27 | 97.63 |
| FovMax 17ch tr2 | 99.15 | 99.31 | 92.72 | 99.25 | 97.32 |
| FovMax 17ch tr4 | 99.03 | 99.30 | 93.26 | 99.20 | 97.45 |
| FovMax 17ch mean(tr1, tr2, tr4) | 99.11 | 99.32 | 93.23 | 99.24 | 97.47 |
| FovMax 17ch tr14 | 99.16 | 99.32 | 94.37 | 99.26 | 97.82 |
| FovConc 3ch tr1 | 80.76 | 48.64 | 4.61 | 57.10 | 44.68 |
| FovConc 3ch tr2 | 22.35 | 78.17 | 22.71 | 59.12 | 49.55 |
| FovConc 3ch tr4 | 2.57 | 50.20 | 82.36 | 35.64 | 45.63 |
| FovConc 3ch mean(tr1, tr2, tr4) | 35.23 | 59.00 | 36.56 | 50.62 | 46.62 |
| FovConc 17ch tr14 | 89.70 | 99.33 | 89.54 | 95.63 | 93.63 |
| SWMax 17ch tr1 | 95.06 | 97.60 | 69.52 | 96.53 | 88.77 |
| SWMax 17ch tr2 | 96.87 | 97.96 | 69.28 | 97.48 | 89.44 |
| SWMax 17ch tr4 | 91.40 | 97.23 | 82.21 | 95.02 | 91.04 |
| SWMax 17ch mean(tr1, tr2, tr4) | 94.44 | 97.60 | 73.67 | 96.34 | 89.75 |
| SWMax 17ch tr14 | 97.05 | 98.82 | 79.40 | 98.13 | 92.60 |
| CNN tr1 | 88.26 | 50.78 | 11.85 | 61.46 | 49.64 |
| CNN tr2 | 27.87 | 79.88 | 26.08 | 61.90 | 52.60 |
| CNN tr4 | 11.45 | 54.35 | 82.59 | 40.99 | 49.79 |
| CNN mean(tr1, tr2, tr4) | 42.53 | 61.67 | 40.17 | 54.78 | 50.68 |
| CNN tr14 | 88.23 | 99.09 | 73.98 | 94.94 | 88.57 |

Table 1: Average classification accuracy (%) over different size ranges of the testing data. For each type of network (FovAvg, FovMax, FovConc, SWMax or CNN), this table shows the average classification accuracy over different ranges of the size of the testing data in the MNIST Large Scale datasets, for networks trained by single-scale training for either of the training sizes 1, 2 or 4 (denoted tr1, tr2, tr4) or multi-scale training data spanning the scale range [1, 4] (denoted tr14). The rows labelled “mean(tr1, tr2, tr4)” give the average value for the training sizes 1, 2 and 4. The reported accuracy is the average of the accuracy for multiple test sizes within the size ranges [1/2, 1], [1, 4], [4, 8], [1/2, 4] and [1/2, 8] with spacing $2^{1/4}$ between consecutive sizes.

| Single-scale training evaluated over testing sizes in [1, 4] | |
|--|---------|
| FovAvg mean(tr1, tr2, tr4) | 99.32 % |
| FovMax mean(tr1, tr2, tr4) | 99.32 % |
| SWMax mean(tr1, tr2, tr4) | 97.60 % |
| CNN mean(tr1, tr2, tr4) | 61.67 % |
| FovConc mean(tr1, tr2, tr4) | 59.00 % |

Table 2: Relative ranking of the different networks for single-scale training at either of the training sizes 1, 2 or 4 evaluated over the testing size interval [1, 4].

| Multi-scale training evaluated over testing sizes in [1, 4] | |
|---|---------|
| FovAvg tr14 | 99.40 % |
| FovConc tr14 | 99.33 % |
| FovMax tr14 | 99.32 % |
| CNN tr14 | 99.09 % |
| SWMax tr14 | 98.82 % |

Table 3: Relative ranking of the different networks for multi-scale training over the training size interval [1, 4] evaluated over the testing size interval [1, 4].

| Single-scale training evaluated over testing sizes in [1/2, 4] | |
|--|---------|
| FovMax mean(tr1, tr2, tr4) | 99.24 % |
| FovAvg mean(tr1, tr2, tr4) | 99.20 % |
| SWMax mean(tr1, tr2, tr4) | 96.34 % |
| CNN mean(tr1, tr2, tr4) | 54.78 % |
| FovConc mean(tr1, tr2, tr4) | 50.62 % |

Table 4: Relative ranking of the different networks for single-scale training at either of the training sizes 1, 2 or 4 evaluated over the testing size interval [1/2, 4].

| Multi-scale training evaluated over testing sizes in [1/2, 4] | |
|---|---------|
| FovAvg tr14 | 99.32 % |
| FovMax tr14 | 99.26 % |
| SWMax tr14 | 98.13 % |
| FovConc tr14 | 95.63 % |
| FovConc tr14 | 96.32 % |
| CNN tr14 | 94.94 % |

Table 5: Relative ranking of the different networks for multi-scale training over the training size interval [1, 4] evaluated over the testing size interval [1/2, 4].

6.7 Compact benchmarks regarding the scale generalisation performance

Table 1 gives compact performance measures of the generalisation performance of the different types of networks considered in the experiments on the MNIST Large Scale dataset. For each type of network (FovAvg, FovMax, FovConc, SW or CNN), the table gives the average classification accuracy over different ranges of the size of the testing data, for networks trained by single-scale training, for either of the training sizes 1, 2 or 4 or multi-scale training data spanning the scale range $[1, 4]$.

Tables 2–5 gives relative ranking of the different networks on specific subsets of this data, which can be treated as benchmarks regarding scale generalisation for the MNIST Large Scale dataset. As can be seen from these tables, the FovAvg and FovMax networks have the overall best performance scores of these networks, both for the cases of single-scale training and multi-scale training.

The FovConc, CNN and SWMax networks are very much improved by multi-scale training, whereas the FovAvg and FovMax networks perform almost as well for single-scale training as for multi-scale training.

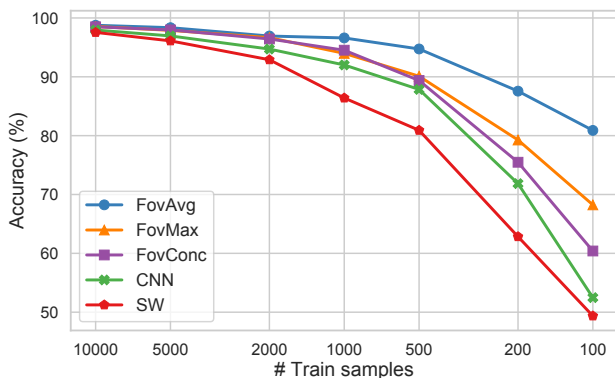


Fig. 11: Training with smaller training sets with large scale variations. All the network architectures are evaluated on their ability to classify data with large scale variations, while reducing the number of training samples. Both the training and the testing sets here span the size range $[1, 4]$. The FovAvg network shows the highest robustness when decreasing the number of training samples followed by the FovMax network. The FovConc network also shows a small improvement over the standard CNN.

6.8 Generalisation from fewer training samples

Another scenario of interest is when the training data does span a relevant range of scales, but there are few training

samples. Theory would predict a correlation between the performance in this scenario and the ability to generalise to unseen scales.

To test this prediction, we trained the standard CNN and the different scale-channel networks on multi-scale training data spanning the size range $[1, 4]$, while gradually reducing the number of samples in the training set. Here, the same scale-channel setup with 17 channels spanning the scale range $[\frac{1}{2}, 8]$ was used for all the architectures. The results are presented in Figure 11. We can note that the FovConc network shows some improvement over the standard CNN. The SWMax network, on the other hand, does not, and we hypothesise that when using fewer samples, the problem with partial views of objects (see Section 5.3) might be more severe. Note that the way the OverFeat detector is used in the original study [48] is more similar to our single-scale training scenario, since they use base networks pre-trained on ImageNet. The FovAvg and FovMax networks show the highest robustness also in this scenario. This illustrates that these networks can give improvements when multi-scale training data is available, but there are few training samples.

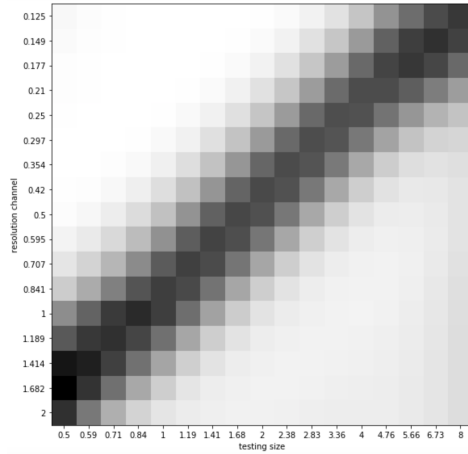
6.9 Scale selection properties

One may ask, how do the scales “selected” by the networks, *i.e.*, the scales that contribute the most to the feature response of the winning digit class, vary with the size of the object in the image? We, here, investigate the relative contributions from the different scale channels to the classification decision and how they vary with the object size. For this purpose, we train the FovAvg, FovMax, FovConc and SWMax networks on the MNIST Large Scale dataset for each one of the different training sizes 1, 2 and 4 and then accumulate histograms that quantify the contribution from the different scale channels over a range of image sizes in the testing data.

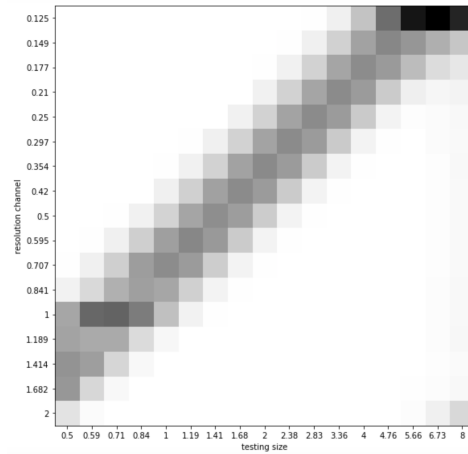
The histograms are constructed as follows:

- *FovMax*: We identify the scale channel that provides the maximum value for the winning digit class and increment the histogram bin corresponding to this scale channel with a unit increment.
- *FovAvg*: The FovAvg network aggregates contributions from multiple scale channels for each classification decision. For the winning digit class, we, consider the *relative contributions* from the different scale channels and increment each histogram bin with the corresponding fraction of unity of this contribution. The contribution is measured as the absolute value of the feature response before average pooling.
- *FovConc*: We compute the relative contribution from each scale channel as the sum of the weights in the fully connected layer corresponding to the winning digit class *and* the specific scale channel, multiplied by the feature

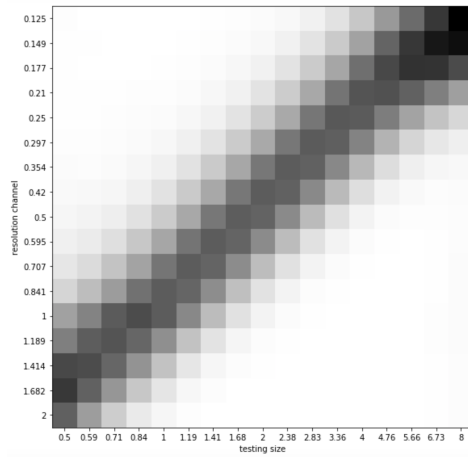
Selected scale channels: FovAvg network trained for size 1



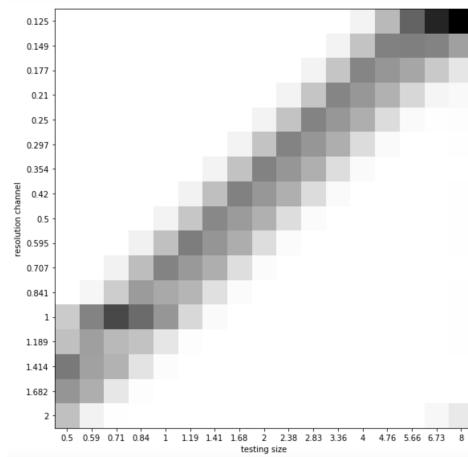
Selected scale channels: FovMax network trained for size 1



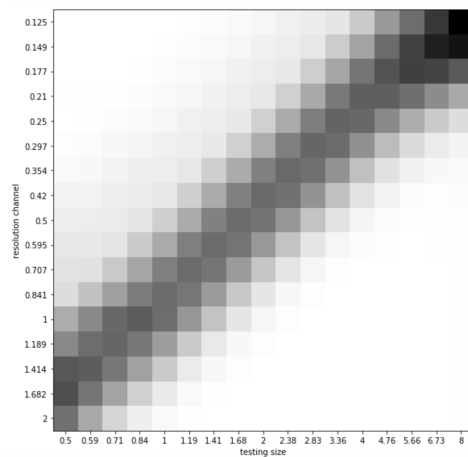
Selected scale channels: FovAvg network trained for size 2



Selected scale channels: FovMax network trained for size 2



Selected scale channels: FovAvg network trained for size 4



Selected scale channels: FovMax network trained for size 4

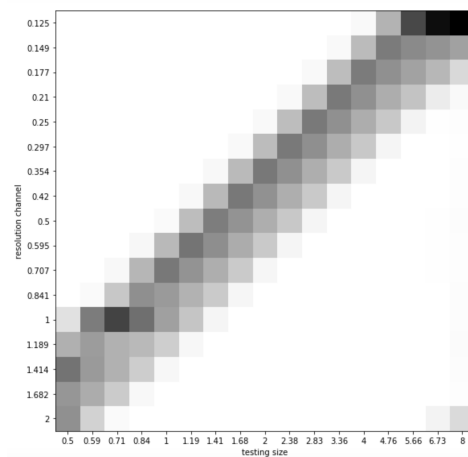
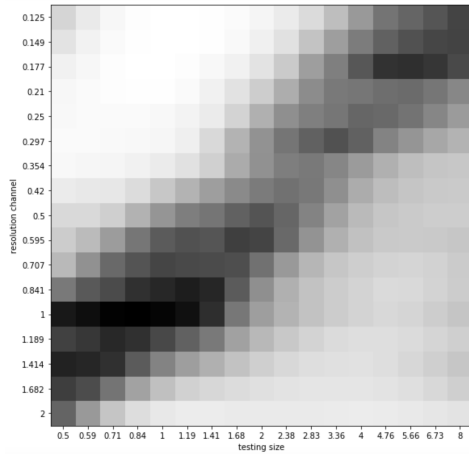
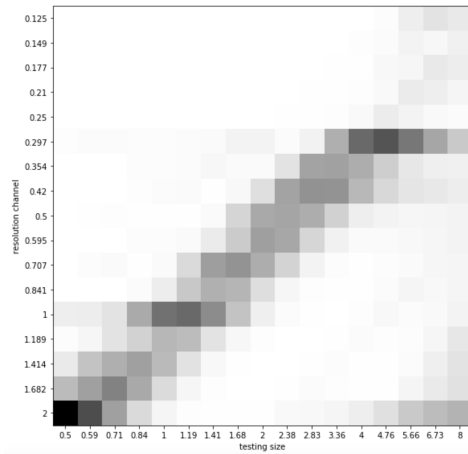


Fig. 12: Visualisation of the scale selection properties of the scale-invariant FovAvg and FovMax networks, when training the network for each one of the sizes 1, 2 and 4. For each testing size, shown on the horizontal axis with increasing testing sizes towards the right, the vertical axis displays a histogram of the relative contribution of the scale channels to the winning classification, with the lowest scale at the bottom and the highest scale at the top. As can be seen from the figures, there is a general tendency of the composed classification scheme to select coarser scale levels with increasing size of the image structures, in agreement with the conceptual similarity to classical methods for scale selection based on detecting local extrema over scale or performing weighted averaging over scale of scale-normalised derivative responses. (In these figures, the resolution parameter on the vertical axis represents the inverse of scale. Note that the grey-levels in the histograms are not directly comparable, since the grey-levels for each histogram are normalised with respect to the maximum and minimum values in that histogram.)

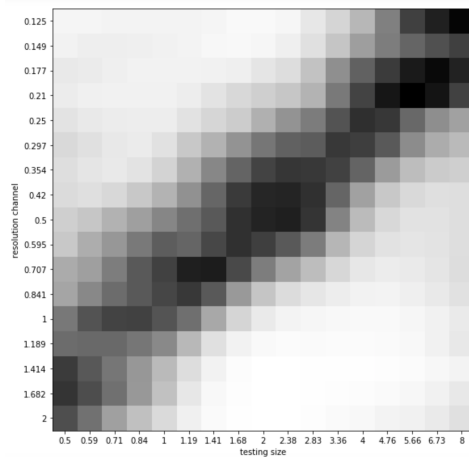
Selected scale channels: FovConc network trained for size 1



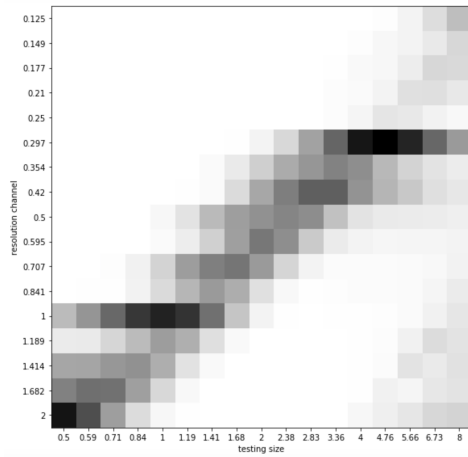
Selected scale channels: SWMax network trained for size 1



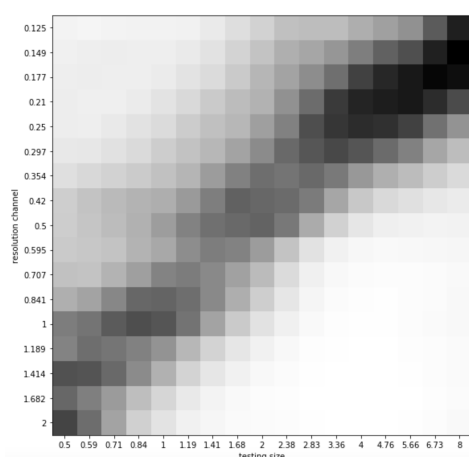
Selected scale channels: FovConc network trained for size 2



Selected scale channels: SWMax network trained for size 2



Selected scale channels: FovConc network trained for size 4



Selected scale channels: SWMax network trained for size 4

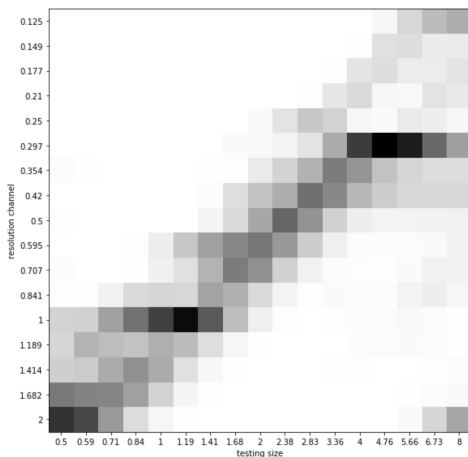


Fig. 13: Visualisation of the scale selection properties of the not scale-invariant FovConc and SWMax networks, when training the network for each one of the sizes 1, 2 and 4. For each testing size, shown on the horizontal axis with increasing testing sizes towards the right, the vertical axis displays a histogram of the relative contribution of the scale channels to the winning classification, with the lowest scale at the bottom and the highest scale at the top. As can be seen from the figures, the relative contributions from the different scale levels do not as well follow a linear dependency on the size of the input structures as for the scale-invariant FovAvg and FovMax networks. Instead, for the FocConc network, there is a bias towards the size of image structures used for training, whereas for the SWMax network some scale levels dominate for fine-scale or coarse-scale sizes in the testing data. (In these figures, the resolution parameter on the vertical axis represents the inverse of scale. Note that the grey-levels in the histograms are not directly comparable, since the grey-levels for each histogram are normalised with respect to the maximum and minimum values in that histogram.)

values corresponding to the output from that scale channel. We increment each histogram bin with the fraction of unity corresponding to the absolute value of the relative contribution from each scale channel.

- *SWMax*: We identify the scale channel that provides the maximum value for the winning digit class and increment the histogram bin corresponding to this scale channel with a unit increment.

The procedure is repeated for all the testing sizes in the MNIST Large Scale dataset, resulting in two-dimensional scale selection histograms, which show what scale channels contribute to the classification output as function of the size of the image structures in the testing data. The histograms are presented in Figures 12–13. As can be seen in Figure 12, for the FovAvg and FovMax networks, the selected scale levels do very well follow a linear trend in the sense that the selected scale levels are proportional to the size of the image structures in the testing data.¹⁰ The scale selection histograms are also largely similar, irrespective of whether the training is performed for size 1, 2 or 4, illustrating that the scale-invariant properties of the FovAvg and FovMax networks in the continuous case transfer very well to the discrete implementation.

In this respect, the resulting scale-selection properties of the FovAvg and FovMax networks share similarities to classical methods for scale selection based on local extrema over scale or weighted averaging over scale of scale-normalised derivative responses [7, 8, 113, 18, 110]. This makes sense in light of the result that the scaling properties of the filters applied to the scale channels are similar to the scaling properties of scale-normalised Gaussian derivatives (see Section 4.3.2). The approach for the FovMax network is also closely related to the scale selection approach in [112, 118] based on choosing the scales at which a supervised classifier delivers class labels with the highest posterior.

As can be seen in Figure 13, the behaviour is different for the not scale-invariant FovConc and SWMax networks. For the FovConc network, there is a bias in that the selected

¹⁰ A certain bias that can be observed for the FovMax and SWMax networks, is that there is a stronger peak in the histogram scale channels for scale channel 1 for small testing sizes, than for the neighbouring scale channels. A possible explanation for this effect is that for scale channel 1 there will not be any effective initial interpolation stage as for the other scale channels, which implies that there is no additional interpolation blur for this scale channel as for the other scale channels, in turn implying a stronger response for this scale channel compared to the neighbouring scale channels. A certain bias towards scale channel 1 can also be observed for the FovConc network. For the FovAvg network, which is also the network that performs clearly best out of these four networks, the bias towards scale channel 1 is, however, very minor. In retrospect, the bias towards scale channel 1 for the other networks could point to replacing the initial bilinear interpolation stage by some other interpolation method, and/or to add a small complementary smoothing stage after the interpolation stage, to ensure that the sum of the effective interpolation blur and the added complementary blur remains approximately the same for neighbouring scale channels.

scales are more concentrated towards the size of the training data. The contributions from the different scale channels are also much less concentrated around the linear trend compared to the FovAvg and FovMax networks. Without access to multi-scale training, the FovConc network does not learn scale invariance although this would in principle be possible, *e.g.*, by learning to use equal weights for all the scales, which would implement average pooling over scales.

For the SWMax network, although the resulting scale selection histogram is largely centered around a linear trend, consistent with the relative robustness to scaling transformations that this network shows, the linear trend is not as clean as for the FovAvg and FovMax networks. For the coarsest scale testing structures, the SWMax network largely fails to activate corresponding scale channels beyond a certain value. This is consistent with the previously problems of not being able generalise to larger testing scales, and is likely related to the previously discussed problem of interference from zoomed-in previously unseen partial views that might give stronger feature responses than the zoomed-out overall shape. Furthermore, for finer or coarser scale testing structures, there are some scale channels for the SWMax network that contribute more to the output than others, and thus demonstrate a lack of true scale invariance.

In the quantitative scale generalisation experiments presented earlier, it was seen that the lack of scale invariance for the SWMax network leads to lower accuracy when generalising to unseen scales and, for the FovConc network, which here shows the worst scale selection properties, no marked improvement at all over a standard CNN. For the truly scale-invariant FovAvg and FovMax networks, on the other hand, the ability of the networks to correctly identify the scale of the object in a scale-covariant way imply excellent scale generalisation properties.

7 Experiments on rescalings of the CIFAR-10 dataset

7.1 Dataset

To investigate if a scale-channel network can still provide a clear advantage over a standard CNN in a more challenging scenario, we use the CIFAR-10 dataset [119]. We train on the original training set and test on synthetically rescaled copies of the test set with relative scale factors in the range $s \in [0.5, 2.0]$. CIFAR-10 represents a dataset, where the conditions for invariance using a scale-channel network are *not fulfilled*, in the sense that the transformations between different training and testing sizes are not well modelled by continuous scaling transformations, as underlie the presented theory for scale-invariant scale channel networks, based on continuous models of both the image data and the image filtering operations.


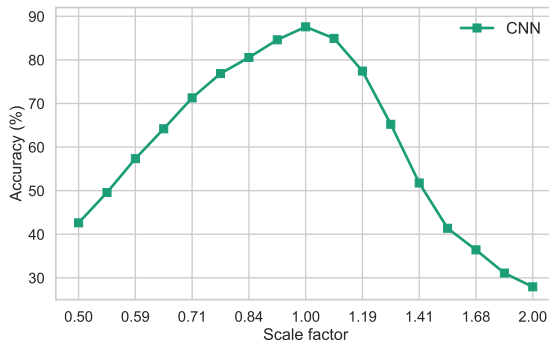
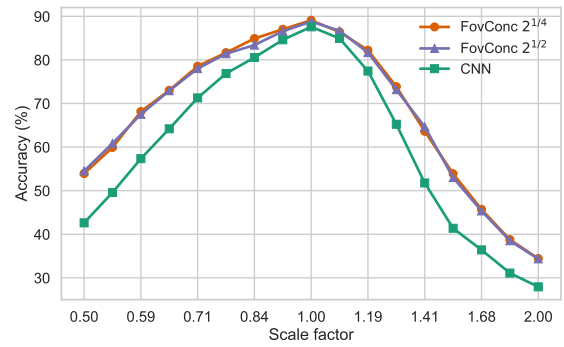


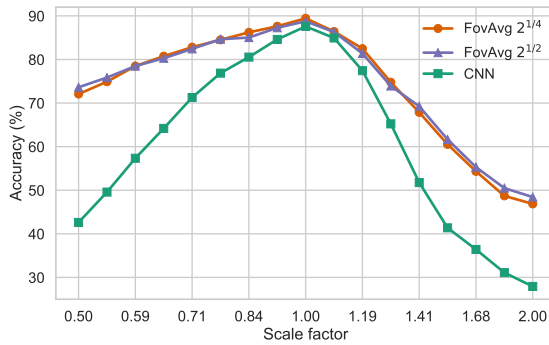
Fig. 14: Sample images from the rescaled CIFAR-10 testing set (of size 32×32 pixels). The images in the original CIFAR-10 testing set are rescaled for scaling factors between $\frac{1}{2}$ and 2, with mirror extension at the image boundaries for scaling factors $s < 1$. Top row: “frog”. Bottom row: “truck”.



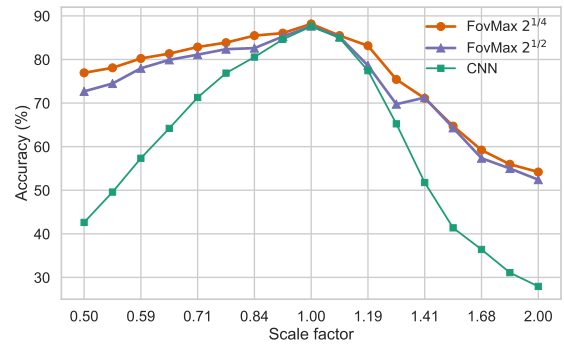
(a) Standard CNN



(b) The FovConc network



(c) The FovAvg network



(d) The FovMax network

Fig. 15: Generalisation ability to unseen scales for a standard CNN and different scale-channel network architectures for the rescaled CIFAR-10 dataset. The network is trained on the CIFAR-10 training set (corresponding to scale factor 1.0) and tested on rescaled images from the testing set for relative scale factors between $\frac{1}{2}$ and 2. The FovConc network has better scale generalisation compared to the standard CNN, but for larger deviations from the scale that the network is trained on, there is a clear advantage for the FovAvg and the FovMax networks.

Because already the original dataset is at the limit of being undersampled, reducing the image size further for scale factors $s < 1$ results in additional loss of object details. The images are also tightly cropped, which implies that increasing the image size for scale factors $s > 1$ implies a loss of information towards the image boundaries, and that sampling artefacts in the original image data will be amplified. Further, when reducing the image size, we extend the image by mirroring at the image boundaries, adding artefacts in the image structures, caused by the image padding operations. What we evaluate here is thus *the limits* of the scale-channel networks, near or beyond the limits of image resolution, to see if this approach can still provide a clear advantage over a standard CNN.

Figure 14 shows a few images from the rescaled testing set, with examples of two out of the 10 object classes in the dataset: “airplanes”, “cars”, “birds”, “cats”, “deer”, “dogs”, “frogs”, “horses”, “ships”, and “trucks”.

7.2 Network and training details

For the CIFAR-10 Scale dataset, we will compare the FovMax, FovAvg and FovConc networks to a standard CNN.¹¹ We use the same network for the CNN as for the individual scale channels, a 7-layer network with conv+batchnorm+ReLU layers with 3×3 kernels and zero padding with width 1. We do not use any spatial max pooling, but use a stride of 2 for convolutional layers 3, 5 and 7. After the final convolutional layer, spatial average pooling is performed over the full feature map down to 1×1 resolution, followed by a final fully connected softmax layer. We do not use dropout, since it did not improve the results for this quite simple network with relatively few parameters. The number of feature channels is 32-32-32-64-64-128-128 for the 7 convolutional layers.

For the FovAvg and FovMax networks, max pooling and average pooling, respectively, is performed across the logits outputs from the scale channels before the final softmax transformation and cross entropy loss. For the FovConc network, there is a fully connected layer that combines the logits outputs from the multiple scale channels before applying a final softmax transformation and cross entropy loss. We use bilinear interpolation and reflection padding at the image boundaries when computing the rescaled images used as input for the scale channels.

All the CIFAR-10 networks are trained for 20 000 time steps using 50 000 training samples from the CIFAR-10 training set over 103 epochs, using a batch size of 256 and the Adam optimiser with default parameters in PyTorch: $\beta_1 = 0.9$ and $\beta_2 = 0.999$. A cosine learning rate decay is used

¹¹ We do not evaluate the SWMax network on the CIFAR-10 Scale dataset, since it is not meaningful to perform a spatial search for objects in this dataset.

with starting learning rate 0.001 and floor learning rate 0.00005, where the learning rate decreases to the floor learning rate after 75 epochs. The networks are then tested on the 10 000 images in the testing set, for relative scaling factors in the interval $[\frac{1}{2}, 2]$.

We chose the learning rate and training schedule based on the CNN performance using the last 10 000 samples of the training set as a validation set.

7.3 Experimental results

The results for the *standard CNN* are shown in Figure 15(a). It can be seen that, already for scale factors slightly off from 1, there is a noticeable drop in generalisation performance.

The results for the *FovConc network*, for different number of scale channels, are presented in Figure 15(b). The generalisation ability to new scales is markedly better than for the standard CNN, but the scale generalisation is not improved by adding more scale channels. This can be compared with no improvement over a standard CNN when trained on single-scale MNIST data. We believe that the key difference is that for the CIFAR-10 dataset there are indeed some scale variations present in the training set, and as discussed earlier, it is possible for the FovConc network to learn to generalise by assigning appropriate weights to the layer that combines information from the different scale channels. This illustrates that the method does have some structural advantage compared to a standard CNN, but that multi-scale training data is required to realise this advantage.

The results for the *FovMax and FovAvg networks*, for different numbers of scale channels, are presented in Figure 15(c–d), and are significantly better than for the standard CNN and the FovConc network. The accuracy for the smallest scale $1/2$ is improved from $\approx 40\%$ for the CNN to above 70% for the FovAvg and FovMax networks, while the accuracy for the largest scale 2 is improved from $\approx 30\%$ for the CNN to $\approx 50\%$ for the FovAvg and FovMax networks.

For the FovMax network, there is a noticeable improvement by going to a finer scale sampling ratio of $2^{1/4}$ compared to $2^{1/2}$. Then, the generalisation ability for the FovMax network is also somewhat better than for the FovAvg network. The FovAvg network does, however, have slightly better peak performance compared to the FovMax network.

To summarise, the FovMax and FovAvg networks provide the best generalisation ability to new scales, which is in line with theory. This shows that, also for datasets where the conditions regarding image size and resolution are not such that the scale-channel approach can provide full invariance, our foveated scale-channel networks can nevertheless provide benefits.

8 Summary and discussion

We have presented a methodology to handle scaling transformations in deep networks by scale-channel networks. Specifically, we have presented a theoretical formalism for modelling scale-channel networks based on continuous models of the both the filters and the image data, and shown that the continuous scale-channel networks are provably scale covariant and translationally covariant. Combined with max pooling or average pooling over the scale channels, our foveated scale-channel networks are additionally provably scale invariant.

Experimentally, we have demonstrated that discrete approximations to the continuous foveated scale-channel networks FovMax and FovAvg are very robust to scaling transformations, and allow for scale generalisation, with very good performance for classifying image patterns at new scales not spanned by the training data, because of the continuous invariance properties that they approximate. Experimentally, we have also demonstrated the very limited scale generalisation performance of vanilla CNNs and scale concatenation networks when exposed to testing at scales not spanned by the training data, although those approaches may work rather well when training on multi-scale training data. The reason why those approaches fail regarding scale generalisation, when trained at a single scale or over a narrow scale interval only, is because of the lack of an explicit mechanism to enforce scale invariance.

We have further demonstrated that a foveated approach shows better generalisation performance compared to a sliding window approach, especially when moving from a smaller training scale to a large testing scale. Note that this should not be seen as an argument against any type of sliding window processing *per se*. The foveated networks could, indeed, be applied in a sliding window manner to search for objects in a larger image. Instead, it illustrates that *for any specific image point*, it is important to process a covariant set of image regions that correspond to different sizes in the input image.

We have also demonstrated that our FovMax and FovAvg scale-channel networks lead to improvements when training on data with significant scale variations in the small sample regime. We have further shown that the selected scale levels for these scale-invariant networks increase linearly with the size of the image structures in the testing data, in a similar way as for classical methods for scale selection.

From the presented experimental results on the MNIST Large Scale dataset, it is clear that our FovMax and FovAvg scale-channel networks do provide a considerable improvement in scale generalisation ability compared to a standard CNN as well as in relation to previous scale-channel approaches. Concerning the CIFAR-10 dataset, it should be noted that full invariance is not possible because of the *loss*

in image information between the original and the rescaled images. Our experiments on this dataset show, nonetheless, that also in the presence of undersampling and serious boundary effects, our FovMax and FovAvg scale-channel networks give considerably improved generalisation ability compared to a standard CNN or alternative scale-channel networks.

We believe that our proposed foveated scale-channel networks could prove useful in situations where a simple approach that can generalise to unseen scales or learn from small datasets with large scale variations is needed. Strong reasons for using such scale-invariant scale-channel networks could either be because there is a limited amount of multi-scale training data, where sharing statistical strength between scales is valuable, or because only a single scale or a limited range of scales is present in the training set, which implies that generalisation outside the scales seen during training is crucial for the performance. Thus, we propose that this type of foveated scale-invariant processing could be included as subparts in more complex frameworks dealing with large scale variations.

Concerning applications towards object recognition, it should, however, be emphasised that in this study, we have not specifically focused on developing an integrated approach for detecting objects, since the main focus has been to develop ways of handling the notion of scale in a theoretically well-founded manner. Beyond the vanilla sliding-window approach studied in this paper, which has such a built-in object detection capability, also the foveated networks could be applied in a sliding-window fashion, thus being able to also handle smaller objects near the image boundaries, which is not possible if the central point in the image is always used as the origin when resizing the image multiple times to form the input for the different scale channels.

To avoid explicit exhaustive search over multiple such origins for the foveated representations, such an approach could further be naturally extended to a two-stage approach, where detection of points of interest is first performed using a complementary module that detects points of interest (not necessarily of the same kind as the current regular notion of interest points for image-based matching and recognition), followed by more detailed analysis of these points of interest with a foveated representation. Such an approach would then bear similarity to human vision, by foveating on interesting structures to look at them in more detail. It would specifically also bear similarity to two-stage approaches for object recognition, such as R-CNNs [120, 49, 121], with the difference that the initial detection step does not need to return a full window of interest. Instead, only a single initial point is needed, where the scale, corresponding to the size of the window, is then handled by the built-in scale selection step in the foveated scale-channel network.

To conclude, the overarching aim of this study has instead been to test the limits of CNNs to generalise to unseen

scales over wide scale ranges. The key take home message is a proof of concept that such scale generalisation is possible, if including structural assumptions about scale in the network design.

Appendix

A The MNIST Large Scale dataset

We, here, give a more detailed description of the *MNIST Large Scale dataset*. The original MNIST dataset [114] contains images of centered handwritten digits of size 28×28 . The MNIST Large Scale dataset is derived from the MNIST dataset by rescaling the original MNIST images. The resulting dataset contains images of size 112×112 with scale variations of a factor of 16. The scale factors s relative the original MNIST images are $s \in [\frac{1}{2}, 8]$. The dataset is illustrated in Figure 4.

To create an image with a certain scale factor s , the original image is first rescaled/resampled using bicubic interpolation. The image range is then clipped to $[0, 256]$ to remove possible over/undershoot resulting from the bicubic interpolation. The resulting image is embedded into an 112×112 resolution image using zero padding or cropping as needed.

Large amounts of upsampling tend to result in discretisation artefacts. To reduce the severity of such artefacts, the images are post-processed with discrete Gaussian smoothing [122] followed by non-linear thresholding. The standard deviation of the discrete Gaussian kernel varies with the scale factor as $\sigma(s) = \frac{7}{8}s$. After smoothing, the image range is rescaled to the range $[0, 255]$.

As a final step, an arctan non-linearity is applied to sharpen the resulting image, where the final image intensity I_{out} is computed from the output of the smoothing step I_{in} as:

$$I_{out} = \frac{2}{\pi} \arctan(a(I_{in} - b)) \quad (53)$$

with $a = 0.02$ and $b = 128$. Note that for scale factors > 4 , the full digit might not be visible in the image. These scale factors are included to enable studying the limits of generalisation when the entire object is no longer visible (typically the digits are fully contained in the image for $s < 4\sqrt{2}$).

All training data sets are created from the first 50 000 images in the original MNIST training set, while the last 10 000 images in the original MNIST training set are used to create validation sets. The testing data sets are created by rescaling the 10 000 images in the original MNIST testing set. For the multi-scale datasets, scale factors for the individual images are sampled uniformly on a logarithmic scale in the range $[s_{min}, s_{max}]$.

The specific MNIST Large Scale dataset used for the experiments in this paper is available online [115].

References

1. Biederman, I., Cooper, E.E.: Size invariance in visual object priming. *Journal of Experimental Physiology: Human Perception and Performance* **18** (1992) 121–133
2. Logothetis, N.K., Pauls, J., Poggio, T.: Shape representation in the inferior temporal cortex of monkeys. *Current Biology* **5** (1995) 552–563
3. Ito, M., Tamura, H., Fujita, I., Tanaka, K.: Size and position invariance of neuronal responses in monkey inferotemporal cortex. *Journal of Neurophysiology* **73** (1995) 218–226
4. Furmanski, C.S., Engel, S.A.: Perceptual learning in object recognition: Object specificity and size invariance. *Vision Research* **40** (2000) 473–484
5. Hung, C.P., Kreiman, G., Poggio, T., DiCarlo, J.J.: Fast readout of object identity from macaque inferior temporal cortex. *Science* **310** (2005) 863–866
6. Isik, L., Meyers, E.M., Leibo, J.Z., Poggio, T.: The dynamics of invariant object recognition in the human visual system. *Journal of Neurophysiology* **111** (2013) 91–102
7. Lindeberg, T.: Feature detection with automatic scale selection. *International Journal of Computer Vision* **30** (1998) 77–116
8. Lindeberg, T.: Edge detection and ridge detection with automatic scale selection. *International Journal of Computer Vision* **30** (1998) 117–154
9. Lindeberg, T., Gårding, J.: Shape-adapted smoothing in estimation of 3-D shape cues from affine distortions of local 2-D structure. *Image and Vision Computing* **15** (1997) 415–434
10. Bretzner, L., Lindeberg, T.: Feature tracking with automatic selection of spatial scales. *Computer Vision and Image Understanding* **71** (1998) 385–392
11. Chomat, O., de Verdiere, V., Hall, D., Crowley, J.: Local scale selection for Gaussian based description techniques. In: *Proc. European Conf. on Computer Vision (ECCV 2000)*. Volume 1842 of Springer LNCS., Dublin, Ireland (2000) I:117–133
12. Baumberg, A.: Reliable feature matching across widely separated views. In: *Proc. Computer Vision and Pattern Recognition (CVPR'00)*. (2000) I:1774–1781
13. Mikolajczyk, K., Schmid, C.: Scale and affine invariant interest point detectors. *International Journal of Computer Vision* **60** (2004) 63–86
14. Lowe, D.G.: Distinctive image features from scale-invariant keypoints. *International Journal of Computer Vision* **60** (2004) 91–110
15. Bay, H., Ess, A., Tuytelaars, T., van Gool, L.: Speeded up robust features (SURF). *Computer Vision and Image Understanding* **110** (2008) 346–359
16. Tuytelaars, T., Mikolajczyk, K.: *A Survey on Local Invariant Features*. Volume 3(3) of *Foundations and Trends in Computer Graphics and Vision*. Now Publishers (2008)
17. Morel, J.M., Yu, G.: ASIFT: A new framework for fully affine invariant image comparison. *SIAM Journal of Imaging Sciences* **2** (2009) 438–469
18. Lindeberg, T.: Image matching using generalized scale-space interest points. *Journal of Mathematical Imaging and Vision* **52** (2015) 3–36
19. Lindeberg, T.: A computational theory of visual receptive fields. *Biological Cybernetics* **107** (2013) 589–635
20. Lindeberg, T.: Normative theory of visual receptive fields. *Heliyon* **7** (2021) e05897:1–20
21. Bruna, J., Mallat, S.: Invariant scattering convolution networks. *IEEE Trans. Pattern Analysis and Machine Intell.* **35** (2013) 1872–1886
22. Wu, F., Hu, P., Kong, D.: Flip-rotate-pooling convolution and split dropout on convolution neural networks for image classification. *arXiv preprint arXiv:1507.08754* (2015)

23. Marcos, D., Volpi, M., Tuia, D.: Learning rotation invariant convolutional filters for texture classification. In: International Conference on Pattern Recognition (ICPR 2016). (2016) 2012–2017
24. Cohen, T., M. Welling, M.: Group equivariant convolutional networks. In: International Conference on Machine Learning (ICML 2016). (2016) 2990–2999
25. Dieleman, S., Fawc, J.D., Kavukcuoglu, K.: Exploiting cyclic symmetry in convolutional neural networks. In: International Conference on Machine Learning (ICML 2016). (2016)
26. Laptev, D., Savinov, N., Buhmann, J.M., Pollefeys, M.: TI-pooling: Transformation-invariant pooling for feature learning in convolutional neural networks. In: Proc. Computer Vision and Pattern Recognition (CVPR 2016). (2016) 289–297
27. Worrall, D.E., Garbin, S.J., Turmukhambetov, D., Brostow, G.J.: Harmonic networks: Deep translation and rotation equivariance. In: Proc. Computer Vision and Pattern Recognition (CVPR 2017). (2017) 5028–5037
28. Zhou, Y., Ye, Q., Qiu, Q., Jiao, J.: Oriented response networks. In: Proc. Computer Vision and Pattern Recognition (CVPR 2017). (2017) 519–528
29. Marcos, D., Volpi, M., Komodakis, N., Tuia, D.: Rotation equivariant vector field networks. In: Proc. International Conference on Computer Vision (ICCV 2017). (2017) 5048–5057
30. Cohen, T.S., Welling, M.: Steerable CNNs. In: International Conference on Learning Representations (ICLR 2017). (2017)
31. Weiler, M., Geiger, M., Welling, M., Boomsma, W., Cohen, T.: 3d steerable CNNs: Learning rotationally equivariant features in volumetric data. In: Advances in Neural Information Processing Systems (NIPS 2018). (2018) 10381–10392
32. Weiler, M., Hamprecht, F.A., Storath, M.: Learning steerable filters for rotation equivariant CNNs. In: Proc. Computer Vision and Pattern Recognition (CVPR 2018). (2018) 849–858
33. Worrall, D., Brostow, G.: Cubenet: Equivariance to 3D rotation and translation. In: Proc. European Conference on Computer Vision (ECCV 2018). Volume 11209 of Springer LNCS. (2018) 567–584
34. Cheng, G., Han, J., Zhou, P., Xu, D.: Learning rotation-invariant and Fisher discriminative convolutional neural networks for object detection. *IEEE Trans. Image Processing* **28** (2018) 265–278
35. Cohen, T.S., Geiger, M., Koehler, J., Welling, M.: Spherical CNNs. In: International Conference on Learning Representations (ICLR 2018). (2018)
36. Thomas, N., Smidt, T., Kearnes, S., Yang, L., Li, L., Kohlhoff, K., Riley, P.: Tensor field networks: Rotation-and translation-equivariant neural networks for 3D point clouds. *arXiv preprint arXiv:1802.08219* (2018)
37. Xu, Y., Xiao, T., Zhang, J., Yang, K., Zhang, Z.: Scale-invariant convolutional neural networks. *arXiv preprint arXiv:1411.6369* (2014)
38. Kanazawa, A., Sharma, A., Jacobs, D.W.: Locally scale-invariant convolutional neural networks. *NIPS 2014 Deep Learning and Representation Learning Workshop* (2014) *arXiv preprint arXiv:1412.5104*.
39. Marcos, D., Kellenberger, B., Lobry, S., Tuia, D.: Scale equivariance in CNNs with vector fields. *ICML/FAIM 2018 Workshop on Towards Learning with Limited Labels: Equivariance, Invariance, and Beyond* (2018) *arXiv preprint arXiv:1807.11783*.
40. Ghosh, R., Gupta, A.K.: Scale steerable filters for locally scale-invariant convolutional neural networks. *ICML Workshop on Theoretical Physics for Deep Learning* (2019) *arXiv preprint arXiv:1906.03861*.
41. Worrall, D., Welling, M.: Deep scale-spaces: Equivariance over scale. In: Advances in Neural Information Processing Systems (NeurIPS 2019). (2019) 7366–7378
42. Esteves, C., Allen-Blanchette, C., Zhou, X., Daniilidis, K.: Polar transformer networks. In: International Conference on Learning Representations (ICLR 2018). (2018)
43. Sermanet, P., LeCun, Y.: Traffic sign recognition with multi-scale convolutional networks. In: International Joint Conference on Neural Networks (IJCNN 2011). (2011) 2809–2813
44. Cai, Z., Fan, Q., Feris, R.S., Vasconcelos, N.: A unified multi-scale deep convolutional neural network for fast object detection. In: Proc. European Conference on Computer Vision (ECCV 2016). Volume 9908 of Springer LNCS. (2016) 354–370
45. Jaderberg, M., Simonyan, K., Zisserman, A., Kavukcuoglu, K.: Spatial transformer networks. In: Advances in Neural Information Processing Systems (NIPS 2015). (2015) 2017–2025
46. Lin, C.H., Lucey, S.: Inverse compositional spatial transformer networks. In: Proc. Computer Vision and Pattern Recognition (CVPR 2017). (2017) 2568–2576
47. Henriques, J.F., Vedaldi, A.: Warped convolutions: Efficient invariance to spatial transformations. In: International Conference on Machine Learning. Volume 70. (2017) 1461–1469
48. Sermanet, P., Eigen, D., Zhang, X., Mathieu, M., Fergus, R., LeCun, Y.: OverFeat: Integrated recognition, localization and detection using convolutional networks. *arXiv preprint arXiv:1312.6229* (2013)
49. Girshick, R.: Fast R-CNN. In: Proc. International Conference on Computer Vision (ICCV 2015). (2015) 1440–1448
50. Lin, T.Y., Dollár, P., Girshick, R., He, K., Hariharan, B., Belongie, S.: Feature pyramid networks for object detection. In: Proc. Computer Vision and Pattern Recognition (CVPR 2017). (2017) 2117–2125
51. Lin, T.Y., Goyal, P., Girshick, R., He, K., Dollár, P.: Focal loss for dense object detection. In: Proc. International Conference on Computer Vision (ICCV 2017). (2017) 2980–2988
52. He, K., Gkioxari, G., Dollár, P., Girshick, R.: Mask R-CNN. In: Proc. International Conference on Computer Vision (ICCV 2017). (2017) 2961–2969
53. Hu, P., Ramanan, D.: Finding tiny faces. In: Proc. Computer Vision and Pattern Recognition (CVPR 2017). (2017) 951–959
54. Szegedy, C., Zaremba, W., Sutskever, I., Bruna, J., Erhan, D., Goodfellow, I., Fergus, B.: Intriguing properties of neural networks. *arXiv preprint arXiv:1312.6199* (2013)
55. Nguyen, A., Yosinski, J., Clune, J.: Deep neural networks are easily fooled: High confidence predictions for unrecognizable images. In: Proc. Computer Vision and Pattern Recognition (CVPR 2015). (2015) 427–436
56. Moosavi-Dezfooli, S.M., Fawzi, A., Frossard, P.: Deepfool: a simple and accurate method to fool deep neural networks. In: Proc. Conference on Computer Vision and Pattern Recognition (CVPR 2016). (2016) 2574–2582
57. Tanay, T., Griffin, L.: A boundary tilting perspective on the phenomenon of adversarial examples. *arXiv preprint arXiv:1608.07690* (2016)
58. Su, J., Vargas, D.V., Kouichi, S.: One pixel attack for fooling deep neural networks. *arXiv preprint arXiv:1710.08864* (2017)
59. Moosavi-Dezfooli, S.M., Fawzi, A., Fawzi, O., Frossard, P.: Universal adversarial perturbations. In: Proc. Computer Vision and Pattern Recognition (CVPR 2017). (2017)
60. Baker, N., Lu, H., Erlikhman, G., Kellman, P.J.: Deep convolutional networks do not classify based on global object shape. *PLoS Computational Biology* **14** (2018) e1006613
61. Engstrom, L., Tran, B., Tsipras, D., Schmidt, L., Madry, A.: A rotation and a translation suffice: Fooling CNNs with simple transformations. *arXiv preprint arXiv:1712.02779* (2017)
62. Fawzi, A., Frossard, P.: Manitest: Are classifiers really invariant? In: British Machine Vision Conference (BMVC 2015). (2015)
63. Cireşan, D., Meier, U., Schmidhuber, J.: Multi-column deep neural networks for image classification. In: Proc. Computer Vision and Pattern Recognition (CVPR 2012). (2012) 3642–3649
64. Dieleman, S., Willett, K.W., Dambre, J.: Rotation-invariant convolutional neural networks for galaxy morphology prediction. *Monthly Notices of the Royal Astronomical Society* **450** (2015) 1441–1459

65. Iijima, T.: Basic theory on normalization of pattern (in case of typical one-dimensional pattern). *Bulletin of the Electrotechnical Laboratory* **26** (1962) 368–388 (in Japanese).
66. Witkin, A.P.: Scale-space filtering. In: *Proc. 8th Int. Joint Conf. Art. Intell.*, Karlsruhe, Germany (1983) 1019–1022
67. Koenderink, J.J.: The structure of images. *Biological Cybernetics* **50** (1984) 363–370
68. Koenderink, J.J., van Doorn, A.J.: Generic neighborhood operators. *IEEE Trans. Pattern Analysis and Machine Intell.* **14** (1992) 597–605
69. Lindeberg, T.: *Scale-Space Theory in Computer Vision*. Springer (1993)
70. Lindeberg, T.: Scale-space theory: A basic tool for analysing structures at different scales. *Journal of Applied Statistics* **21** (1994) 225–270 Also available from <http://www.csc.kth.se/~tony/abstracts/Lin94-SI-abstract.html>.
71. Florack, L.M.J.: *Image Structure*. Series in Mathematical Imaging and Vision. Springer (1997)
72. Weickert, J., Ishikawa, S., Imiya, A.: Linear scale-space has first been proposed in Japan. *Journal of Mathematical Imaging and Vision* **10** (1999) 237–252
73. ter Haar Romeny, B.: *Front-End Vision and Multi-Scale Image Analysis*. Springer (2003)
74. Duits, R., Florack, L., de Graaf, J., ter Haar Romeny, B.: On the axioms of scale space theory. *Journal of Mathematical Imaging and Vision* **22** (2004) 267–298
75. Lindeberg, T.: Generalized Gaussian scale-space axiomatics comprising linear scale-space, affine scale-space and spatio-temporal scale-space. *Journal of Mathematical Imaging and Vision* **40** (2011) 36–81
76. Farabet, C., Couprie, C., Najman, L., LeCun, Y.: Learning hierarchical features for scene labeling. *IEEE Trans. Pattern Analysis and Machine Intell.* **35** (2013) 1915–1929
77. van Noord, N., Postma, E.: Learning scale-variant and scale-invariant features for deep image classification. *Pattern Recognition* **61** (2017) 583–592
78. Jansson, Y., Lindeberg, T.: Exploring the ability of CNNs to generalise to previously unseen scales over wide scale ranges. In: *Proc. Int. Conf. on Pattern Recognition (ICPR 2020)*. (2021) 1181–1188
79. Barnard, E., Casasent, D.: Invariance and neural nets. *IEEE Transactions on Neural Networks* **2** (1991) 498–508
80. Simonyan, K., Zisserman, A.: Very deep convolutional networks for large-scale image recognition. In: *International Conference on Learning Representations (ICLR 2015)*. (2015) arXiv preprint arXiv:1409.1556.
81. Engstrom, L., Tran, B., Tsipras, D., Schmidt, L., Madry, A.: Exploring the landscape of spatial robustness. In: *International Conference on Machine Learning (ICML 2019)*. (2019) 1802–1811
82. Singh, B., Davis, L.S.: An analysis of scale invariance in object detection — SNIP. In: *Proc. Computer Vision and Pattern Recognition (CVPR 2018)*. (2018) 3578–3587
83. Ren, S., He, K., Girshick, R., Zhang, X., Sun, J.: Object detection networks on convolutional feature maps. *IEEE Trans. Pattern Analysis and Machine Intell.* **39** (2016) 1476–1481
84. Nah, S., Kim, T.H., Lee, K.M.: Deep multi-scale convolutional neural network for dynamic scene deblurring. In: *Proc. Computer Vision and Pattern Recognition (CVPR 2017)*. (2017) 3883–3891
85. Chen, L.C., Papandreou, G., Kokkinos, I., Murphy, K., Yuille, A.L.: DeepLab: Semantic image segmentation with deep convolutional nets, atrous convolution, and fully connected CRFs. *IEEE Trans. Pattern Analysis and Machine Intell.* **40** (2017) 834–848
86. Yu, F., Koltun, V.: Multi-scale context aggregation by dilated convolutions. In: *Int. Conf. on Learning Representations (ICLR 2016)*. (2016)
87. Yu, F., Koltun, V., Funkhouser, T.: Dilated residual networks. In: *Proc. Computer Vision and Pattern Recognition (CVPR 2017)*. (2017) 472–480
88. Mehta, S., Rastegari, M., Caspi, A., Shapiro, L., Hajishirzi, H.: ESPNet: Efficient spatial pyramid of dilated convolutions for semantic segmentation. In: *Proc. European Conference on Computer Vision (ECCV 2018)*. (2018) 552–568
89. Yang, F., Choi, W., Lin, Y.: Exploit all the layers: Fast and accurate CNN object detector with scale dependent pooling and cascaded rejection classifiers. In: *Proc. Computer Vision and Pattern Recognition (CVPR 2016)*. (2016) 2129–2137
90. Zhang, R., Tang, S., Zhang, Y., Li, J., Yan, S.: Scale-adaptive convolutions for scene parsing. In: *Proc. International Conference on Computer Vision (ICCV 2017)*. (2017) 2031–2039
91. Wang, H., Kembhavi, A., Farhadi, A., Yuille, A.L., Rastegari, M.: ELASTIC: Improving CNNs with dynamic scaling policies. In: *Proc. Computer Vision and Pattern Recognition (CVPR 2019)*. (2019) 2258–2267
92. Chen, Y., Fang, H., Xu, B., Yan, Z., Kalantidis, Y., Rohrbach, M., Yan, S., Feng, J.: Drop an octave: Reducing spatial redundancy in convolutional neural networks with octave convolution. In: *Proc. International Conference on Computer Vision (ICCV 2019)*. (2019)
93. Sifre, L., Mallat, S.: Rotation, scaling and deformation invariant scattering for texture discrimination. In: *Proc. Computer Vision and Pattern Recognition (CVPR 2013)*. (2013) 1233–1240
94. Lindeberg, T.: Provably scale-covariant continuous hierarchical networks based on scale-normalized differential expressions coupled in cascade. *Journal of Mathematical Imaging and Vision* **62** (2020) 120–148
95. Lindeberg, T.: Scale-covariant and scale-invariant Gaussian derivative networks. In: *Proc. Scale Space and Variational Methods in Computer Vision (SSVM 2021)*. Volume 12679 of Springer LNCS. (2021) 3–14
96. Lindeberg, T.: Scale-covariant and scale-invariant Gaussian derivative networks. *Journal of Mathematical Imaging and Vision* (2021) 1–20 <https://doi.org/10.1007/s10851-021-01057-9>.
97. Bekkers, E.J.: B-spline CNNs on Lie groups. *International Conference on Learning Representations (ICLR 2020)* (2020)
98. Sosnovik, I., Szmaja, M., Smeulders, A.: Scale-equivariant steerable networks. *International Conference on Learning Representations (ICLR 2020)* (2020)
99. Zhu, W., Qiu, Q., Calderbank, R., Sapiro, G., Cheng, X.: Scale-equivariant neural networks with decomposed convolutional filters. arXiv preprint arXiv:1909.11193 (2019)
100. Sosnovik, I., Moskalev, A., Smeulders, A.: DISCO: Accurate discrete scale convolutions. *British Machine Vision Conference (BMVC 2021)* (2021)
101. Cheng, G., Zhou, P., Han, J.: Learning rotation-invariant convolutional neural networks for object detection in VHR optical remote sensing images. *IEEE Transactions on Geoscience and Remote Sensing* **54** (2016) 7405–7415
102. Wang, Q., Zheng, Y., Yang, G., Jin, W., Chen, X., Yin, Y.: Multiscale rotation-invariant convolutional neural networks for lung texture classification. *IEEE Journal of Biomedical and Health Informatics* **22** (2017) 184–195
103. Bekkers, E.J., Lafarge, M.W., Veta, M., Eppenhof, K.A.J., Pluim, J.P.W., Duits, R.: Roto-translation covariant convolutional networks for medical image analysis. In: *International Conference on Medical Image Computing and Computer-Assisted Intervention MICCAI 2018*. Volume 11070 of Springer LNCS. (2018) 440–448
104. Lafarge, M.W., Bekkers, E.J., Pluim, J.P., Duits, R., Veta, M.: Roto-translation equivariant convolutional networks: Application to histopathology image analysis. *Medical Image Analysis* **68** (2020) 101849

105. Andrearczyk, V., Depeursinge, A.: Rotational 3D texture classification using group equivariant CNNs. arXiv preprint arXiv:1810.06889 (2018)
106. Poggio, T.A., Anselmi, F.: Visual Cortex and Deep Networks: Learning Invariant Representations. MIT Press (2016)
107. Kondor, R., Trivedi, S.: On the generalization of equivariance and convolution in neural networks to the action of compact groups. In: International Conference on Machine Learning (ICML 2018). (2018)
108. Lindeberg, T.: Generalized axiomatic scale-space theory. In Hawkes, P., ed.: Advances in Imaging and Electron Physics. Volume 178. Elsevier (2013) 1–96
109. Lindeberg, T., Florack, L.: Foveal scale-space and linear increase of receptive field size as a function of eccentricity. report, ISRN KTH/NA/P--94/27--SE, Dept. of Numerical Analysis and Computer Science, KTH (1994) Available from <http://www.csc.kth.se/~tony/abstracts/CVAP166.html>.
110. Lindeberg, T.: Scale selection. In Ikeuchi, K., ed.: Computer Vision. Springer (2021) https://doi.org/10.1007/978-3-030-03243-2_242-1.
111. Li, Y., Tax, D.M.J., Loog, M.: Supervised scale-invariant segmentation (and detection). In: Proc. Scale Space and Variational Methods in Computer Vision (SSVM 2011). Volume 6667 of Springer LNCS., Ein Gedi, Israel, Springer (2012) 350–361
112. Loog, M., Li, Y., Tax, D.M.J.: Maximum membership scale selection. In: Multiple Classifier Systems. Volume 5519 of Springer LNCS. (2009) 468–477
113. Lindeberg, T.: Scale selection properties of generalized scale-space interest point detectors. *Journal of Mathematical Imaging and Vision* **46** (2013) 177–210
114. LeCun, Y., Bottou, L., Bengio, Y., Haffner, P.: Gradient-based learning applied to document recognition. *Proceedings of the IEEE* **86** (1998) 2278–2324
115. Jansson, Y., Lindeberg, T.: MNIST Large Scale dataset. Zenodo (2020) Available at: <https://www.zenodo.org/record/3820247>.
116. Jansson, Y., Lindeberg, T.: Exploring the ability of CNNs to generalise to previously unseen scales over wide scale ranges. arXiv preprint arXiv:2004.01536 (2020)
117. Lindeberg, T.: Effective scale: A natural unit for measuring scale-space lifetime. *IEEE Trans. Pattern Analysis and Machine Intell.* **15** (1993) 1068–1074
118. Li, Y., Tax, D.M.J., Loog, M.: Scale selection for supervised image segmentation. *Image and Vision Computing* **30** (2012) 991–1003
119. Krizhevsky, A., Hinton, G.: Learning multiple layers of features from tiny images. Technical report, University of Toronto (2009)
120. Girshick, R., Donahue, J., Darrell, T., Malik, J.: Rich feature hierarchies for accurate object detection and semantic segmentation. In: Proc. Computer Vision and Pattern Recognition (CVPR 2014). (2014) 580–587
121. Ren, S., He, K., Girshick, R., Sun, J.: Faster R-CNN: Towards real-time object detection with region proposal networks. *IEEE Trans. Pattern Analysis and Machine Intell.* **39** (2017) 1137–1149
122. Lindeberg, T.: Scale-space for discrete signals. *IEEE Trans. Pattern Analysis and Machine Intell.* **12** (1990) 234–254