

AutoFT: Automatic Fine-Tune for Parameters Transfer Learning in Click-Through Rate Prediction

Xiangli Yang¹*, Qing Liu², Rong Su², Ruiming Tang², Zhirong Liu², Xiuqiang He²

¹Chongqing Jiaotong University

²Huawei Noah’s Ark Lab

xiangli.yang@cqjtu.edu.cn, {liuqing48,surong3,tangruiming,liuzhirong,hexiuqiang1}@huawei.com

Abstract

Recommender systems are often asked to serve multiple recommendation scenarios or domains. Fine-tuning a pre-trained CTR model from source domains and adapting it to a target domain allows knowledge transferring. However, optimizing all the parameters of the pre-trained network may result in over-fitting if the target dataset is small and the number of parameters is large. This leads us to think of directly reusing parameters in the pre-trained model which represent more general features learned from multiple domains. However, the design of freezing or fine-tuning layers of parameters requires much manual effort since the decision highly depends on the pre-trained model and target instances. In this work, we propose an end-to-end transfer learning framework, called Automatic Fine-Tuning (AutoFT), for CTR prediction. AutoFT consists of a field-wise transfer policy and a layer-wise transfer policy. The field-wise transfer policy decides how the pre-trained embedding representations are frozen or fine-tuned based on the given instance from the target domain. The layer-wise transfer policy decides how the high-order feature representations are transferred layer by layer. Extensive experiments on two public benchmark datasets and one private industrial dataset demonstrate that AutoFT can significantly improve the performance of CTR prediction compared with state-of-the-art transferring approaches.

1 Introduction

Modern recommender systems are widely deployed to make precise personalized recommendations. In recommender systems, Click-Through Rate (CTR) prediction is a crucial task, which estimates the probability that a user will click on a recommended item under a specific context, so that the recommendation decisions can be made based on the predicted CTR values [Cheng *et al.*, 2016; Guo *et al.*, 2017; Qu *et al.*, 2016;

*This work was done when Xiangli Yang was an intern at Huawei Noah’s Ark Lab.

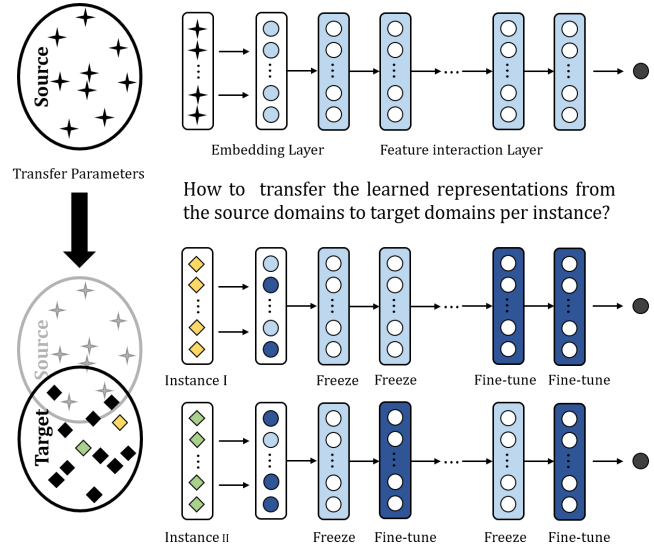


Figure 1: Introduction of parameters transfer learning of CTR model. This is an example showing that different instances in the target domain may need different amount of source information to fine-tune the model parameters.

Qu *et al.*, 2018; Lian *et al.*, 2018; Wang *et al.*, 2017]. Recommender systems are often asked to serve multiple recommendation scenarios. However, designing a unique CTR prediction model for each scenario (i.e., domain or task) is hard to achieve due to the limit of computing resource and human resource. Making it even worse, training a model on a domain with little data often leads to over-fitting. A common practical solution is to integrate data from different domains but with similar distributions and train a “general” model. Then this “general” model is deployed to serve different scenarios. The drawback of this solution is obvious, i.e., this “general” model is not the optimal for every and each target domain.

Transfer learning is a promising way of helping train a more precise model for each target domain. In this work, we deal with the task of transferring the “general” CTR model trained from the source domains to a target domain¹. In par-

¹We focus on the case of only one target domain. When there exist multiple target domains, we transfer the “general” CTR model to each target domain individually.

ticular, we focus on deep CTR models as the “general” model, pre-trained in a supervised manner on the source domains. To do so, we need to tackle the following challenges.

(C1) Existing recommendation literature is unclear on whether deep CTR models can be transferred from source domains to target domains where different domains may not share users and items. Moreover, there are various deep CTR models in the literature. Therefore, a transfer learning framework that is compatible with any deep CTR model is needed. (C2) Deep CTR models follow an *embedding & feature interaction* paradigm. It is hard to determine whether and how each of these two modules are transferred to a target domain, so that the model performance on the target domain is superior. (C3) Different training instances and features may need different amount of information from source domains as shown in Figure 1. For example, items that are less frequent in the target domain may need more information from the source domains than the more popular items in the target domain. Such fine granularity control of knowledge transfer is hardly possible to manage by experts.

Transfer learning and domain adaptation techniques are well studied in computer vision (CV) area [Yosinski *et al.*, 2014; Rusu *et al.*, 2016; Xuhong *et al.*, 2018; Guo *et al.*, 2019] and natural language processing (NLP) area [Devlin *et al.*, 2019; Ruder *et al.*, 2019], but not much in CTR prediction area. The typical way of performing transfer learning with deep neural networks is to fine-tune all the parameters of a pre-trained model on the source domain using data from the target domain. However, it is unclear whether fine-tuning all the parameters for all the instances in the target domain is the optimal solution. These works [Yosinski *et al.*, 2014; Rusu *et al.*, 2016; Xuhong *et al.*, 2018; Guo *et al.*, 2019] proposed in CV area suggest to import the pre-trained model information wisely. For example, ProgressiveNN (Progressive Neural Network) [Rusu *et al.*, 2016] proposes to combine the parameters of the pre-trained network and the fine-tuned network via MLP. L^2 -SP [Xuhong *et al.*, 2018] investigates several regularization schemes and recommends a simple L^2 penalty to encourage the similarity of the pre-trained network and the fine-tuned network. SpotTune [Guo *et al.*, 2019] treats instances differently during fine-tuning by training a policy network to decide which layer of a model should be frozen or fine-tuned for individual instances. However, these works cannot resolve C2 and C3 if we apply them directly in CTR prediction area, since they either do not distinguish different components of a deep CTR model (such as [Guo *et al.*, 2019]) or do not consider different network layers and individual instances (like [Xuhong *et al.*, 2018; Rusu *et al.*, 2016]) during the transfer learning. More importantly, these models are designed for CV where the input are continuous values that represent quantifiable values of images, which is quite different from CTR prediction area.

In this paper, we explore how transferable are parameters in a pre-trained CTR prediction model, which usually consists of an embedding layer and a feature interaction layer, from multiple source domains to a target domain. We mainly focus on transferring the parameters of a pre-trained model based on source domains with proper fine-tuning. Other transfer learning approaches such as in-

stance based approaches [Lin *et al.*, 2013; Zhang *et al.*, 2014; Wang *et al.*, 2019; Zhong *et al.*, 2020], feature based approaches [Pan, 2010; Pan *et al.*, 2008] and domain adaptation approaches [Ganin and Lempitsky, 2015; Long *et al.*, 2016; Aggarwal *et al.*, 2019; Tran *et al.*, 2019; Liu *et al.*, 2020] are beyond the scope of this work.

We propose an adaptive fine-tuning approach for transferring learning on deep CTR models, called AutoFT, which automatically finds a route between the pre-trained network and the siamese fine-tuning network per instance in the target domain. Exemplary routes are depicted in red color in Figure 2. In particular, to cope C1, AutoFT is a general framework to import parameters from the pre-trained model, which is compatible to various deep CTR models in the literature. Without loss of generality, we use DCN [Wang *et al.*, 2017] model to elaborate the details of AutoFT. For C2, different transfer strategies are designed in AutoFT for different components of a deep CTR model, since different components play unique roles in CTR prediction. Specifically, we propose a *field-wise* transfer policy for the embedding layer and a *layer-wise* transfer policy for the feature interaction layers. To handle C3, we design a set of instance-based policy networks to decide which parameters should be preserved as in the pre-trained model (frozen) or fine-tuned, so that feasible parameter adaptation for different instances and features is achieved.

In summary, we make the following contributions in this paper.

- Firstly, we propose a framework AutoFT for transferring parameters of a pre-trained CTR prediction model from source domains to a target domain. AutoFT automatically finds a route between the pre-trained network and the siamese fine-tuning network per instance in the target domain and is compatible with any deep CTR models.
- We propose a field-wise transfer policy for the embedding layer, and a layer-wise transfer policy for the feature interaction layers. Feasible parameter adaptation for different features and instances is achieved by designing a set of learnable policy networks.
- We compare the performance of our propose approach with many state-of-the-art methods which is also designed for re-using the parameters of pre-trained models, on two public benchmarks and one private dataset. The experimental results demonstrate the superiority of our proposed AutoFT in transfer learning.
- We also study which components or layers of a CTR model need more fine-tuning. The result shows that there is similar phenomenon to computer vision (CV) that the lower layers of the network represent more general features while higher layers need more fine-tuning to fit for a specific target domain.

2 Related Work

2.1 Deep Models in CTR prediction

Recently, deep learning based models achieve state-of-the-art performance for CTR prediction [Cheng *et al.*, 2016; Guo *et al.*, 2017; Qu *et al.*, 2016; Wang *et al.*, 2017;

Lian *et al.*, 2018]. Deep CTR models follow an *embedding & feature interaction* paradigm. Many works focus on designing new network architectures to improve the feature interaction component, aiming to better capture the nonlinear relationship among features.

Wide & Deep [Cheng *et al.*, 2016] proposed by Cheng *et al.* jointly trains a wide linear model for manually designed second-order feature interactions and a deep neural network for higher-order feature interactions. DeepFM [Guo *et al.*, 2017] and PNN [Qu *et al.*, 2016] use an FM layer to learn second-order feature interactions and MLP to learn higher-order feature interactions. PIN [Qu *et al.*, 2018] introduces a network-in-network architecture to model pairwise feature interactions with sub-networks rather than using simple inner product operations as in PNN and DeepFM. DIN [Zhou *et al.*, 2018] and AFM [Xiao *et al.*, 2017] utilize attention network to differentiate contribution of each second-order feature interactions. DCN [Wang *et al.*, 2017] and xDeepFM [Lian *et al.*, 2018] apply a cross operation and a compressed interaction respectively, to explicitly learn p^{th} order feature interactions from $(p - 1)^{\text{th}}$ order ones.

These works mainly focus on designing network architectures for the feature interaction component of deep CTR models. They achieve good performance in a single domain. In real-world applications, a well trained model in one or multiple source domains may be useful for a target domain, because sharing such information may be beneficial especially when the target domain is of limited data. In this paper, we study this problem and propose a transfer learning framework for transferring parameters of a pre-trained CTR model from source domains to a target domain which is compatible with the above mentioned deep CTR models.

2.2 Transfer Learning

Transfer learning and domain adaptation techniques are widely used in computer vision while they are relatively rarely explored in the CTR prediction area. For example, Yosinski *et al.* [Yosinski *et al.*, 2014] experimentally quantify the generality versus specificity of neurons in each layer of a deep convolutional neural network. They report that initializing a network with transferred features from almost any number of layers can boost the generalization that lingers even after fine-tuning to the target domain. This result has yet been verified in CTR prediction area where the input feature is not usually continuous, and the model structure is quite different from computer vision.

While fine-tuning in [Yosinski *et al.*, 2014] incorporates the prior knowledge only by initializing with a pre-trained model, ProgressiveNN [Rusu *et al.*, 2016] retains the parameters of the pre-trained model and learns another set of parameters from the pre-trained model via fine-tuning. Then, the pre-trained parameters and fine-tuned parameters are combined via MLP, which is proven to be effective for transfer learning. L^2 -SP [Xuhong *et al.*, 2018] assumes that the pre-trained model from source domains are useful for the target model. This work explores several regularization schemes that explicitly promote the similarity between the fine-tuned model on the target domain and the pre-trained model from the source domains. They find that a simple L^2 regulariza-

tion performs best. SpotTune [Guo *et al.*, 2019] proposes an adaptive fine-tuning approach which aims to find the optimal fine-tuning strategy for each instance in the target domain. A policy network is learned to make routing decisions on whether to pass through the fine-tuned layers or through the pre-trained layers. More recently, PeterRec [Yuan *et al.*, 2020] keeps the pre-trained parameters unaltered, while introduces several network layers with learnable parameters.

Our work is inspired by [Guo *et al.*, 2019]. However, we mainly focus on exploring the parameter transferability in different components of deep CTR models which have significantly different input features and structures compared with models in computer vision. Such differences bring challenges when we transfer deep CTR models from source domains to the target domain, as stated in Section 1.

2.3 Cross Domain Recommendation

There are some work for cross domain recommendation that are relevant to our work. For example, CST [Pan *et al.*, 2010], NATR [Gao *et al.*, 2019], DARec [Yuan *et al.*, 2019] focus on transferring feature representations, such as user/item embeddings, from source domains to target domains. Those methods are similar to model-based methods if we take the embeddings as part of the CTR model. However, these methods do not tell us whether other parts of a CTR model are transferable or not. We compare AutoFT with NATR in the experiments. Approaches such as CST and DARec that rely on the availability of rating matrix is beyond the scope of this work.

3 Methodology

In this section, we introduce our proposed method AutoFT, which is an automatic fine-tuning strategy that decides which layers of a deep CTR model and which input fields should be frozen or fine-tuned for each target instance. AutoFT is compatible to any deep CTR models. With the loss of generality and for the ease of presentation, we select a representative CTR model, i.e., Deep & Cross Network (DCN) [Wang *et al.*, 2017] as the backbone model for our fine-tuning method AutoFT. For clarity, we start by introducing the backbone DCN model in Section 3.1. Then, the details of the proposed AutoFT framework are presented in Section 3.2. Finally, in Section 3.3, we elaborate learning the policy network in AutoFT by using the Gumbel Softmax trick.

3.1 Backbone DCN Model

As stated earlier, most deep CTR models follow an embedding & feature interaction paradigm, which consists of embedding layer, feature interaction layers and prediction layer. DCN, introduced by Wang *et al.* [Wang *et al.*, 2017], also an instantiation of this paradigm. We present the details of DCN model in this section.

Embedding layer. In CTR prediction, one-hot or multi-hot encoding is used to represent an input instance, as in Eq.(1), which includes multiple categorical fields, such as item category.

$$\mathbf{x}_{\text{hot}} = [\mathbf{x}_{\text{hot},1}, \mathbf{x}_{\text{hot},2}, \dots, \mathbf{x}_{\text{hot},m}], \quad (1)$$

where m is the number of fields and $\mathbf{x}_{\text{hot},i}$ is the one-hot or multi-hot encoding vector of the i -th field in this instance.

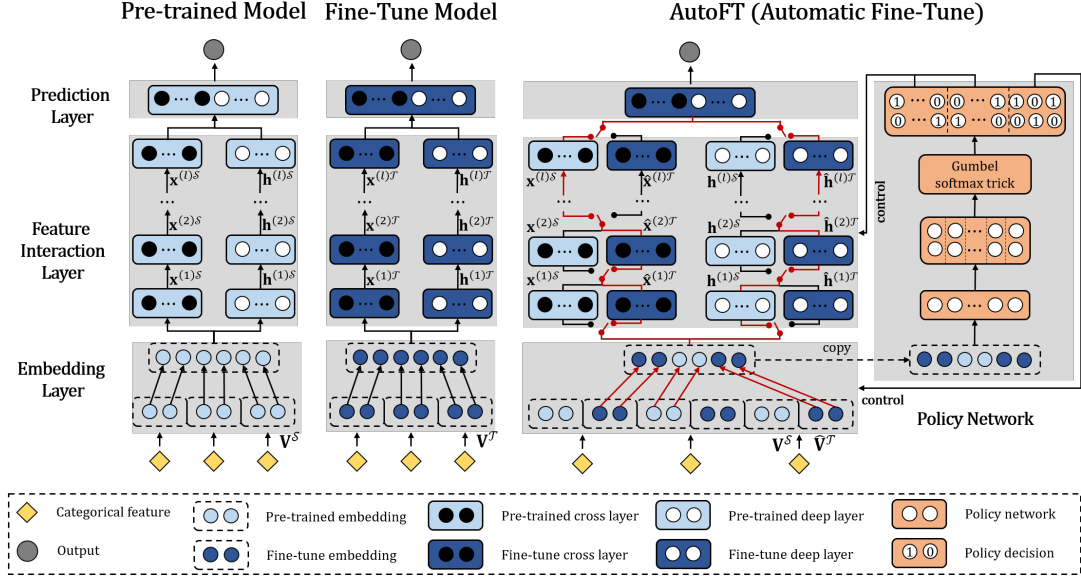


Figure 2: Framework of AutoFT compared to traditional pre-train and fine-tune strategies. Noted that the fine-tune parts share same color in Fine-Tune Model and AutoFT, but they have different parameters because of different training way.

Each field consists of possibly many feature values, therefore the one-hot encoding vector \mathbf{x}_{hot} is a high-dimensional sparse binary vector. To reduce the dimensionality, the embedding layer transforms the binary one-hot vectors into dense low-dimensional vectors, as in Eq.(2).

$$\mathbf{x}_i = \mathbf{V}_i \mathbf{x}_{\text{hot},i}, \quad (2)$$

where \mathbf{x}_i is the embedding vector of $\mathbf{x}_{\text{hot},i}$, $\mathbf{V}_i \in \mathbb{R}^{k \times n_i}$ is the corresponding embedding matrix of the i -th field, and k, n_i are the embedding size and number of features in the i -th field. The embedding matrices of all the fields are optimized together with network parameters.

For a multivariate field, the representation of the multi-hot vector $\mathbf{x}_{\text{hot},i}$ with k elements $\mathbf{x}_i[j] = 1$ ($j = i_1, i_2, \dots, i_k$) is the average of the individual embeddings:

$$\mathbf{x}_i = \frac{1}{k} \sum_{j=i_1}^{i_k} \mathbf{V}_i \mathbf{x}_{\text{hot},i}[j]. \quad (3)$$

The final output of the embedding layer is the concatenation of embedding vectors of all the fields:

$$\mathbf{x} = [\mathbf{x}_1, \mathbf{x}_2, \dots, \mathbf{x}_m]. \quad (4)$$

Feature Interaction layers. The key challenge of CTR prediction is to model feature interactions effectively. In DCN model, the feature interaction layers consist of a *cross network* and a *deep network*.

The cross network applies explicit feature interactions in an efficient way. It consists of multiple layers, where each layer produces higher-order interactions based on existing ones, and keeps the interactions from previous layers. Let $\mathbf{x}^{(l)}$ denote the l -th cross layer. The output cross layer $\mathbf{x}^{(l+1)}$ is generated as in Eq.(5).

$$\mathbf{x}^{(l+1)} = \mathbf{x}^{(0)} \mathbf{x}^{(l)\top} \mathbf{w}_c^{(l)} + \mathbf{b}_c^{(l)} + \mathbf{x}^{(l)}, \quad (5)$$

where $\mathbf{w}_c^{(l)}$ and $\mathbf{b}_c^{(l)}$ are the weight and bias terms of the l -th cross layer, and $\mathbf{x}^{(0)}$ is first layer of cross network (which is equivalent to the output of embedding layer).

The deep network, in parallel with the cross network, is a fully-connected neural network, introduced to capture high-order nonlinear feature interactions. Let $\mathbf{h}^{(l)}$ denote the l -th deep layer, the output deep layer $\mathbf{h}^{(l+1)}$ is shown in Eq.(6).

$$\mathbf{h}^{(l+1)} = \text{ReLU}(\mathbf{w}_d^{(l)} \mathbf{h}^{(l)} + \mathbf{b}_d^{(l)}), \quad (6)$$

where $\mathbf{w}_d^{(l)}$ and $\mathbf{b}_d^{(l)}$ are weight and bias terms for the l -th deep layer. ReLU is an activation function.

Prediction layer. The prediction layer combines the outputs from the cross network and the deep network, i.e., $\mathbf{x}^{(L_c)}$ and $\mathbf{h}^{(L_d)}$ to make prediction, where L_c and L_d represent the number of layers in the cross network and the deep network. More specifically, the prediction is based on the concatenation of the two output vectors as in Eq.(7).

$$\hat{y} = \text{Sigmoid}(\mathbf{w}_o[\mathbf{x}^{(L_c)}, \mathbf{h}^{(L_d)}] + \mathbf{b}_o), \quad (7)$$

where $\mathbf{w}_o, \mathbf{b}_o$ are the weight and bias terms for the prediction layer. Sigmoid is an activation function.

The loss function is cross-entropy of the predicted values \hat{y} and the labels y with a regularization term,

$$\mathcal{L}(y, \hat{y}) = -y \log(\hat{y}) - (1 - y) \log(1 - \hat{y}) + \lambda \|\mathbb{W}\|^2, \quad (8)$$

where \mathbb{W} represents the set of parameters of DCN model, and λ is a hyper-parameter to balance the prediction error and the regularization term.

3.2 AutoFT Framework

The key idea of AutoFT is to train a set of learnable policy networks, one of which is to decide which fields of the input instance should be frozen or fine-tuned (referred as *field-wise transfer policy*), while the others make routing decisions

Table 1: Related notations of the pre-trained and fine-tune model.

Notation	Meaning
\mathbf{V}^S	pre-trained embedding matrix in source domain
\mathbf{V}^T	fine-tuned embedding matrix in target domain
\mathbf{x}^S	embedding vector of a source instance
\mathbf{x}^T	embedding vector of a target instance
$\mathbf{w}_c^S, \mathbf{b}_c^S$	pre-trained weight and bias terms of the cross network in source domain
$\mathbf{w}_c^T, \mathbf{b}_c^T$	fine-tuned weight and bias terms of the cross network in target domain
$\mathbf{x}^{(l)S}$	l -th cross layer of DCN model in source domain
$\mathbf{x}^{(l)T}$	l -th cross layer of DCN model in target domain
$\mathbf{w}_d^S, \mathbf{b}_d^S$	pre-trained weight and bias terms of the deep network in source domain
$\mathbf{w}_d^T, \mathbf{b}_d^T$	fine-tuned weight and bias terms of the deep network in target domain
$\mathbf{h}^{(l)S}$	l -th deep layer of DCN model in source domain
$\mathbf{h}^{(l)T}$	l -th deep layer of DCN model in target domain
\mathbb{W}^S	parameters of pre-trained DCN neural network in source domain
\mathbb{W}^T	parameters of fine-tuned DCN neural network in target domain

on whether to pass the input through the pre-trained network layers or the siamese fine-tuning network layers (referred as *layer-wise transfer policy*). Following the definition of transfer learning [Cao *et al.*, 2010], the source domains are defined as \mathcal{S} and the target domain is represented as \mathcal{T} . The key notations of the pre-trained and fine-tuned networks are shown in Table 1.

Figure 2 presents the pre-trained CTR model, the fine-tuned CTR model and our proposed AutoFT framework. The pre-trained CTR model is trained based on the data from source domains or based on the data from all domains. The fine-tuned CTR model is initialized by the pre-trained CTR model and fine-tuned with data from the target domain. AutoFT involves three sets of parameters: the light-blue boxes contain parameters from the pre-trained CTR model, the dark-blue boxes contain parameters initialized by the pre-trained model and will be fine-tuned during training and the red boxes contain the parameters of the policy networks. Compared to the original DCN network, AutoFT includes both the pre-trained and fine-tuned network, which has a similar structure as deep structured semantic models [Huang *et al.*, 2013]. There are three policy networks in AutoFT. They decide how parameters are transferred in the embedding layer, the cross network and deep network, respectively (**for addressing challenge C2**). Each policy network is a lightweight neural network, the input of which is the embedding of each instance such that each instance has its own fine-tune strategy (**for addressing challenge C3**). The output \mathbf{p} of each policy network is a vector of binary values which serves as the indicator to choose the pre-trained parameters or the fine-tuned parameters.

$$\mathbf{p} = G(\text{ReLU}(\mathbf{W}_p^2 \text{ReLU}(\mathbf{W}_p^1 \mathbf{x} + \mathbf{b}_p^1) + \mathbf{b}_p^2)) \quad (9)$$

Eq.(9) shows an example of the policy network with two fully-connected layers and a Gumbel-Softmax trick G . Details of the Gumbel-Softmax trick will be illustrated in Sec-

tion 3.3. Other network structures are also possible for the policy networks.

Field-wise transfer policy. For the embedding layer, the policy network takes the pre-trained embedding \mathbf{x}^S from source domains as input and outputs a *binary* vector $p_e(\mathbf{x}^S)$. The i -th value in this vector, denoted as $P_e^{(i)}(\mathbf{x}^S)$ in Eq.(10), decides whether the i -th field of features should use pre-trained embedding parameters \mathbf{V}^S or the fine-tuned embedding parameters $\hat{\mathbf{V}}^T$. $\hat{\mathbf{x}}_i^T$ represents feature embeddings where each field is selected either from pre-trained parameters or from fine-tuned parameters, controlled by the policy network.

$$\hat{\mathbf{x}}_i^T = P_e^{(i)}(\mathbf{x}^S) \mathbf{V}_i^S \mathbf{x}_{\text{hot},i} + (1 - P_e^{(i)}(\mathbf{x}^S)) \hat{\mathbf{V}}_i^T \mathbf{x}_{\text{hot},i}. \quad (10)$$

Noted that $\hat{\mathbf{V}}^T$ and \mathbf{V}^T are different embedding matrices. \mathbf{V}^T is the embedding matrix in Fine-Tune model while $\hat{\mathbf{V}}^T$ is the embedding matrix in AutoFT as shown in Figure 2.

Layer-wise transfer policy. For the cross network and deep network, the input of the policy network is $\hat{\mathbf{x}}^T$ computed based on Eq.(10). The outputs are two binary vectors $P_c(\hat{\mathbf{x}}^T)$ and $P_d(\hat{\mathbf{x}}^T)$, to decide a “route” from the embedding layer to the prediction layer in deep network and cross network, respectively. Each binary value in each of two vectors determines the direction of each step in the route, by specifying whether the parameters of the current layer should inherit from the pre-trained model or from the fine-tuned model, as shown in Figure 2.

Specifically, in the cross network, the output of l -th cross layer is generated as in Eq.(11).

$$\hat{\mathbf{x}}^{(l+1)T} = P_c^{(l)}(\hat{\mathbf{x}}^T) F_c(\hat{\mathbf{x}}^{(l)T}) + (1 - P_c^{(l)}(\hat{\mathbf{x}}^T)) \hat{F}_c(\hat{\mathbf{x}}^{(l)T}). \quad (11)$$

$F_c(\cdot)$ is a cross layer formulated in Eq.(5), which take $\mathbf{x}^{(l)}$ as input and outputs $\mathbf{x}^{(l+1)}$ with frozen pre-trained parameters \mathbf{w}_c^S and \mathbf{b}_c^S . Similarly, $\hat{F}_c(\cdot)$ is a cross layer with the fine-tuned parameters $\hat{\mathbf{w}}_c^T$ and $\hat{\mathbf{b}}_c^T$.

In the deep network, the output of the l -th deep layer $\hat{\mathbf{h}}^{(l+1)T}$ is generated as in Eq.(12).

$$\hat{\mathbf{h}}^{(l+1)T} = P_d^{(l)}(\hat{\mathbf{x}}^T) F_d(\hat{\mathbf{h}}^{(l)T}) + (1 - P_d^{(l)}(\hat{\mathbf{x}}^T)) \hat{F}_d(\hat{\mathbf{h}}^{(l)T}). \quad (12)$$

$F_d(\cdot)$ is a deep layer defined in Eq.(6) with frozen pre-trained parameters \mathbf{w}_d^S and \mathbf{b}_d^S . Similarly, $\hat{F}_d(\cdot)$ is a deep layer with the fine-tuned parameters $\hat{\mathbf{w}}_d^T$ and $\hat{\mathbf{b}}_d^T$.

The prediction layer combines the outputs of the cross network and the deep network to predict the click probability. It has been proven by [Yosinski *et al.*, 2014; ?] that the prediction learns features that are specific to a particular task. Thus, we always fine-tune the parameters of the prediction layer.

The loss function is the same as the one in Eq.(8). During the training phase, the parameters from the pre-trained model are frozen, while other parameters are trainable. During the inference phase, the policy networks generate a route from the embedding layer to the prediction layer, where each step of the route passes by either the pre-trained model or the fine-tuned model. Since the policy networks are lightweight networks, the inference time of AutoFT is almost the same as DCN.

3.3 Gumbel-Softmax Trick

AutoFT makes binary decisions at the embedding layer, the feature interaction layers (i.e., the cross network and deep network), to choose to inherit parameters from the pre-trained model or from the fine-tuned model. Such binary decisions are made by policy networks. The output of the policy networks are discrete values which make the parameters in the policy networks non-differentiable. Therefore, it is difficult to optimize the network with back propagation. The Gumbel-Softmax trick [Jang *et al.*, 2016] is an approach to circumvent this problem. This trick provides a simple and effective way to draw samples from a categorical distribution parameterized by $\{\alpha_0, \alpha_2, \dots, \alpha_{z-1}\}$, where α_i is the probability of category i , and z is the number of categories. In this paper, there are two categories, α_0 and α_1 , which are probabilities of using the frozen pre-trained parameters or the fine-tuned parameters.

During the forward pass, z samples G_0, \dots, G_{z-1} are sampled from a standard Gumbel distribution $G = -\log(-\log(u))$, where u is sampled from a uniform distribution, i.e., $u \sim U[0, 1]$. Then each element in a policy vector \mathbf{p} (corresponding to Eq.(9)) is computed by Eq.(13), where α_i is the output of the fully-connected layers in the policy networks.

$$p_i = \arg \max_i [\log \alpha_i + G_i] \quad \text{for } i = 0, \dots, z-1 \quad (13)$$

The argmax in Eq.(13) is non-differentiable. Thus, during the backward pass, we replace the non-differentiable sample from a categorical distribution with a differentiable sample from a novel Gumbel-Softmax distribution which can be smoothly annealed into a categorical distribution. The gradient of the discrete samples are approximated by computing the gradient of the continuous softmax relaxation as in Eq.(14).

$$Y_i = \frac{\exp((\log \alpha_i + G_i)/\tau)}{\sum_{j=1}^z \exp((\log \alpha_j + G_j)/\tau)} \quad \text{for } i = 0, \dots, z-1 \quad (14)$$

where τ is a temperature parameter, which controls the discreteness of the output vector Y . When τ becomes closer to 0, the samples from the Gumbel-Softmax distribution become indistinguishable from the discrete distribution. The Gumbel-Softmax distribution is smooth for $\tau > 0$ and therefore has well-defined gradients with respect to the parameters α_i .

By using a standard classification loss for the target domain, the policy network is jointly trained with the fine-tuned parameters to find the optimal fine-tune strategy that maximizes the accuracy of CTR prediction in the target domain. This whole process is illustrated in Figure 2.

4 Experiments

In order to verify the effectiveness of the proposed framework AutoFT, we conduct extensive experiments on two public benchmark datasets and one industrial dataset. We mainly focus on the following research questions (RQs).

- RQ1: Is AutoFT able to positively transfer the pre-trained model to the target domain, can it outperform state-of-the-art approaches?

- RQ2: How do different components of proposed AutoFT, i.e., field-wise transfer policy and layer-wise transfer policy, contribute to the performance?
- RQ3: Is the policy based learning framework AutoFT compatible with any deep CTR models, such as DNN and DeepFM?
- RQ4: Which layers of the deep CTR models need more fine-tuning?

4.1 Datasets

Experiments are conducted on the following two public datasets (MovieLens-1M and Amazon review data) and one private industrial dataset. The statistics of the datasets are in Table 2.

Table 2: Statistics of the datasets. We show the number of instances in training, validation, and testing data from source and target domains, respectively, and other important details.

Datasets	MovieLens	Amazon	Industrial data
Source training	602,975	6,560,984	68,129,281
Target training	197,025	2,052,279	4,296,836
Source validation	75,263	8,201,231	9,264,471
Target validation	24,737	513,069	622,236
Source testing	75,531	8,201,231	9,259,634
Target testing	24,678	513,069	632,941
Ratio of positive	0.5753	0.6040	0.0223
Users' overlap rate	0.0%	0.3%	1.7%
Items' overlap rate	100.0%	0.0%	78.6%

MovieLens-1M dataset²: The dataset includes 1 million movie rating records over thousands of movies and users [Harper and Konstan, 2015]. The features we used are user id, gender, occupation, user behavior, movie id, release year, and movie genres. The ratings greater than 3 are taken as positive samples, and others are taken as negative samples [Volkovs and Yu, 2015]. The dataset is randomly divided into the training, validation, and test sets with a ratio of 8:1:1. As we analysed in the data, the female and male users have different preferences and click behaviours about movies. Thus, we regard male as the source domain and female as the target domain.

Amazon review data³: This dataset contains product reviews and metadata from Amazon, including 24 categories spanning from 1996 to 2018 [Ni *et al.*, 2019]. The data we used are 5-cores records of products in *Toys and Games* and *Video Games*. Each of the users and items have 5 reviews, respectively. Different from MovieLens-1M dataset, we take ratings greater than 4 as positive samples to balance the positive samples and negative samples. The features we used are reviewerID, asin, vote, style and reviewTime. The training, validation, and test sets are also divided randomly with a ratio of 8:1:1. Records of *Toys and Games* are used as source domain since this category has more records than *Video Games*, which is more reasonable to transfer general knowledge.

Industrial dataset: This dataset is collected from a real commercial recommender system deployed in the company

²<https://www.grouplens.org/datasets/movielens/>

³<https://www.nijianmo.github.io/amazon/index.html>

X’s App Store. The dataset contains app features (e.g., ID, category), user features (e.g., user’s click behavior history) and context features (e.g., time). We choose the two recommendation scenarios, *Must-have Apps* and *Novel-Fun* as the source domain and target domain, respectively. Each domain contains tens of thousands of apps and more than ten million users. We collect 73M records from the download logs, which represent the operations of users to apps. In training process, the source domain records is used to training the model with the target domain data be the validation and test dataset to evaluate the model.

4.2 Baselines & experimental settings

We compare AutoFT with multiple baseline methods to verify its effectiveness for CTR prediction. All these methods are evaluated on the testing data from the target domain.

We firstly introduce three straightforward baseline methods that are easy to think of without transferring any parameters from the pre-trained model. **Target-only**, **Source**, and **All**, which use **Source-only**, and **All** domains for training, respectively.

- **Target-only** is the method to use target domain data for both training and testing.
- **Source-only** is to use source domain data for training and use target domain data for testing.
- **All** is to use both source and target domain data for training, and use target domain data for testing.

Then we describe four representative state-of-the-art baseline approaches, i.e., Fine-tune, ProgressiveNN, L^2 -SP and SpotTune, of transferring parameters from the pre-trained model. The pre-trained model is learned either from *Source-only* or *All* method.

- **Fine-Tune** [Yosinski *et al.*, 2014] is the method to learn a model which is initialized by a pre-trained model. Then all the parameters of the model are fine-tuned using data from the target domain.
- **PTU** [Zhang *et al.*, 2019] is a parameter transfer unit, that produces a weighted sum of the activations from both the already trained source domain network and the target domain network.
- **ProgressiveNN** [Rusu *et al.*, 2016] proposes to aggregate the pre-trained parameters to the fine-tuning parameters with an element-wise non-linear function. The next layer receives input from both previous pre-trained and fine-tuning layers via lateral connections.
- L^2 -**SP** [Xuhong *et al.*, 2018] is a regularization-based method for fine-tuning. A simple L^2 -penalty between the shared pre-trained network parameters \mathbb{W}^S and the fine-tuning parameters \mathbb{W}^T is applied to constrain the effective search space around the initial pre-trained model.
- **SpotTune** [Guo *et al.*, 2019] aims to dynamically route blocks in Residual Network model, which improves the classification performance in CV. For the CTR prediction tasks, this method is corresponding to our layer-wise policy network which is only used to control the choice in the cross and deep network.

- **NATR** [Gao *et al.*, 2019] resolves the key challenges in leveraging transferred item embeddings. The two level attention design allows NATR to distill useful signal from transferred item embeddings, and appropriately combine them with the data of the target domain.

All methods are implemented with TensorFlow⁴ and trained on GPUs (Tesla P100) with Adam optimizer [Kingma and Ba, 2015]. All experiments are repeated five times and the average values are reported. For the hyper-parameters, we tune learning rate to be from 0.001 to 0.0001, set batch size to be 8000 and embedding dimension to be 80. Note that, DCN are used for backbone network in AutoFT. For network architecture, the cross network has 3 layers iteration, the deep network has 4 layers with dimensions specifically of 1024, 512, 256, 128. Finally, the common evaluation metrics, AUC (Area Under ROC) and Logloss (cross-entropy), are used for comparison.

4.3 Overall Performance (RQ1)

The performance of the baseline approaches and our proposed framework AutoFT is shown in Table 3. We divide the results into three groups. The first group shows the results of the basic baseline method Target-only. The second group of methods are based on a pre-trained model, i.e., Source-only, that is trained on data from source domains. The third group of methods are based on a pre-trained model, i.e., All, that is trained on data from all domains. The best results of the baseline methods in the second and third groups are underlined. From this table, we have the following observations.

Firstly, AutoFT performs best with respect to AUC among all the approaches on all datasets no matter that the pre-trained model is based on Source-only or based on All, which demonstrates the effectiveness of our proposed framework. Moreover, the state-of-the-art baseline approaches such as ProgressiveNN, PYU, L^2 -SP, and SpotTune, though do not dominate each other, generally performs better than the basic baseline approaches such as Target-only, Source-only, and All. However, their performance is inferior to AutoFT since they do not distinguish different component of a CTR model, thus, are less flexible when transferring different amount of valuable information for different components or instances.

Secondly, we can observe that the approaches that include both source domains and target domain data perform better than Target-only and perform much better than Source-only. This observation implies that importing extra data to the target domain can positively transfer information to improve the prediction accuracy. For the scenario that share more common items, such as MovieLens-1M and Industrial data, the benefit of transferring is higher than that share less common items, such as Amazon Review.

Thirdly, we found that approaches using All as the pre-trained model generally performs better than approaches using Source-only as the pre-trained model. This is probably for the reason that All include more “general” features and parameters than Source-only, which indicates that a more “general” model that includes information from multiple domains

⁴<https://www.tensorflow.org/>

Table 3: Performance comparison of different methods. * denotes statistically significant improvement (measured by t-test with p -value<0.005) over baselines.

Method	MovieLens-1M		Amazon review data		Industrial dataset	
	AUC	LogLoss	AUC	LogLoss	AUC	LogLoss
Target-only	0.7561	0.6791	0.7120	0.6461	0.8949	0.03948
Source-only	0.7112	0.6701	0.6010	0.6549	0.8084	0.04723
Source-Fine-Tune	0.7807	0.5609	0.7128	0.6007	0.9010	0.03907
Source-ProgressiveNN	<u>0.7817</u>	<u>0.5445</u>	0.7124	0.6023	<u>0.9019</u>	<u>0.03884</u>
Source-PTU	0.7809	0.5552	0.7130	0.5999	<u>0.9013</u>	0.03904
Source- L^2 -SP	0.7813	0.5508	0.7131	0.5999	0.9011	0.03905
Source-SpotTune	0.7814	0.5506	<u>0.7133</u>	<u>0.5997</u>	0.9016	0.03885
Source-NATR	/	/	/	/	0.9014	0.03904
Source-AutoFT	0.7822*	0.5504*	0.7138*	0.5968*	0.9024*	0.03882*
All	0.7776	0.6137	0.7106	0.6042	0.9039	0.03857
All-Fine-Tune	0.7843	0.5430	0.7141	0.6004	0.9040	0.03855
All-ProgressiveNN	0.7832	0.5437	<u>0.7146</u>	<u>0.5965</u>	0.9040	0.03852
All-PTU	0.7863	0.5415	<u>0.7152</u>	<u>0.5976</u>	0.9039	0.03858
All- L^2 -SP	0.7864	0.5407	0.7143	0.6002	0.9046	0.03847
All-SpotTune	<u>0.7885</u>	<u>0.5398</u>	<u>0.7146</u>	0.5980	0.9044	0.03878
All-NATR	/	/	/	/	<u>0.9048</u>	<u>0.03846</u>
All-AutoFT	0.7932*	0.5375*	0.7166*	0.5945*	0.9052*	0.03843*

that are relevant to the target domain can boost the performance of the target domain to a larger margin.

4.4 Ablation study (RQ2)

In this section, we study how field-wise transfer policy and layer-wise transfer policy, which are corresponding to different policy networks in AutoFT, contribute to the performance. In the experiments, we only keep the policy network for the embedding layer and remove other policy networks from All-AutoFT. This method is denoted as *Embedding* in Table 4. Similarly, *Cross*, *Deep*, *Cross & Deep* represent the methods that only keep the policy networks for the cross layers, the deep layers and both the cross layers and deep layers, respectively.

From Table 4, we can observe that the performance of all variants drops when we remove certain policy networks from AutoFT which verifies that both field-wise transfer policy and layer-wise transfer policy play important roles in the performance. For MovieLens-1M data, the drop of the performance with respect to AUC of *Cross* and *Deep* is significant compared with AutoFT when we remove field-wise policy network and one of the layer-wise policy networks. For Amazon data, the drop of their performance is less significant. That implies for the dataset that shares more items in the source and target domains, the pre-trained model contains more general information that help the prediction in the target domain, which should be included by policy networks.

4.5 Compatibility of AutoFT (RQ3)

In this section, we conduct experiments to verify whether AutoFT is compatible with different deep CTR models. We choose three representative CTR prediction models for our experiment, they are DCN, DNN and DeepFM. We keep the network architectures of deep layers of DCN and DNN to be the same which are of size 1024, 512, 256, 128. We set the

Table 4: The performance of policy net of each component in DCN.

Policy-based Component	MovieLens-1M		Amazon review	
	AUC	LogLoss	AUC	LogLoss
All-Fine-Tune	0.7843	0.5430	0.7141	0.6004
Embedding	0.7878	0.5404	0.7135	0.5995
Cross	0.7866	0.5412	0.7136	0.5990
Deep	0.7854	0.5432	0.7152	0.5968
Cross & Deep	<u>0.7885</u>	<u>0.5398</u>	0.7146	0.5980
All-AutoFT	0.7932	0.5375	0.7166	0.5945

deep layers of DeepFM to be of size 400, 400, 400 to check if our proposed framework works for a different network size. The pre-trained model is the baseline All. The experimental results are shown in Table 5. The difference between All-Fine-Tune and All-AutoFT is that All-Fine-Tune does not include any transfer policies, all its parameters are fine-tuned. From Table 5, we can observe that for various deep CTR models, AutoFT always achieves better results than the Fine-Tune method, which demonstrates the compatibility of our proposed framework.

Table 5: Compatibility of AutoFT with classic deep CTR models.

Model	MovieLens-1M		Amazon review	
	AUC	LogLoss	AUC	LogLoss
DCN Fine-Tune	0.7843	0.5430	0.7141	0.6004
DCN AutoFT	0.7932	0.5375	0.7166	0.5945
DNN Fine-Tune	0.7754	0.6198	0.7131	0.6002
DNN AutoFT	0.7840	0.5453	0.7145	0.5987
DeepFM Fine-Tune	0.7780	0.5844	0.7120	0.5997
DeepFM AutoFT	0.7852	0.5434	0.7128	0.5991

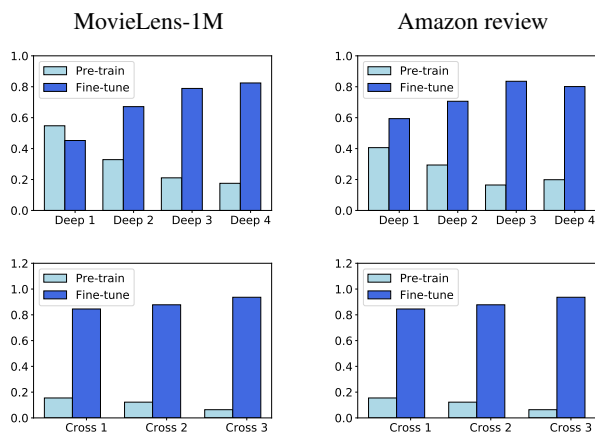


Figure 3: Visualization of AutoFT. The first row is about deep layers, and the second row is about the cross layers.

4.6 Visualization of Policy (RQ4)

To better understand the fine-tuning decisions learned by the policy networks, we visualize them on the two public benchmark datasets. For field-wise transfer policy, we count the number of instances that either using the pre-trained embedding or the fine-tuned embedding. However, we do not find any special trend among different fields. For layer-wise transfer policy, we counted each instance’s layer-wise decision of using pre-trained or fine-tune parameters during testing. The percentage of the pre-trained and fine-tune policy in each layer based on MovieLens-1M and Amazon data are shown in Figure 3. For example, a light-blue pre-train bar with a number of 0.2 means 20% of the instances in the test target domain share the pre-trained parameters in this layer and the 80% of instances use the fine-tuned parameters. The visualization shows that different datasets and different layers have specific fine-tuning policies, which validates our hypothesis that it is more accurate to have an instance-based fine-tuning policy for CTR prediction. AutoFT allows us to automatically learn the right policy for each dataset, as well as for each training instance, without much manual effort. By observing the percentages of pre-train and fine-tune bars in each sub-figures, we find that more and more instances choose the fine-tune direction on higher layers. This also verifies that the lower layers could learn more general features and the parameters in higher layers are more specific to each domains, which need to be fine-tuned during transfer learning.

5 Conclusion

In this paper, we propose a framework AutoFT to automatically incorporate parameters from a pre-trained model to facilitate the CTR prediction accuracy in a new target domain. The field-wise policy in AutoFT decides which fields of embedding features should be inherited from the pre-trained model or should be fine-tuned. The layer-wise policy generates route decisions between pre-trained and fine-tuned parameters for each layer in the deep and cross networks. To achieve this, lightweight policy networks are jointly trained with the target domain using a Gumbel-Softmax trick. The

proposed framework is generally applicable to many deep CTR models. Extensive offline experiments demonstrate the superior performance of AutoFT.

References

- [Aggarwal *et al.*, 2019] Karan Aggarwal, Pranjul Yadav, and S Sathya Keerthi. Domain adaptation in display advertising: an application for partner cold-start. In *RecSys*, pages 178–186, 2019.
- [Cao *et al.*, 2010] Bin Cao, Sinno Jialin Pan, Yu Zhang, Dityan Yeung, and Qiang Yang. Adaptive transfer learning. In *AAAI*, volume 2, page 7, 2010.
- [Cheng *et al.*, 2016] Heng-Tze Cheng, Levent Koc, Jeremiah Harmsen, Tal Shaked, Tushar Chandra, Hrishu Aradhye, Glen Anderson, Greg Corrado, Wei Chai, Mustafa Ispir, Rohan Anil, Zakaria Haque, Lichan Hong, Vihan Jain, Xiaobing Liu, and Hemal Shah. Wide & deep learning for recommender systems. In *DLRS@RecSys*, pages 7–10, 2016.
- [Devlin *et al.*, 2019] Jacob Devlin, Ming-Wei Chang, Kenton Lee, and Kristina Toutanova. BERT: pre-training of deep bidirectional transformers for language understanding. In Jill Burstein, Christy Doran, and Thamar Solorio, editors, *Proceedings of the 2019 Conference of the North American Chapter of the Association for Computational Linguistics: Human Language Technologies, NAACL-HLT 2019, Minneapolis, MN, USA, June 2-7, 2019, Volume 1 (Long and Short Papers)*, pages 4171–4186. Association for Computational Linguistics, 2019.
- [Ganin and Lempitsky, 2015] Yaroslav Ganin and Victor Lempitsky. Unsupervised domain adaptation by backpropagation. In *ICML*, pages 1180–1189. PMLR, 2015.
- [Gao *et al.*, 2019] Chen Gao, Xiangning Chen, Fuli Feng, Kai Zhao, Xiangnan He, Yong Li, and Depeng Jin. Cross-domain recommendation without sharing user-relevant data. In *WWW*, pages 491–502, 2019.
- [Guo *et al.*, 2017] Huifeng Guo, Ruiming Tang, Yunming Ye, Zhenguo Li, and Xiuqiang He. Deepfm: A factorization-machine based neural network for CTR prediction. In *IJCAI*, pages 1725–1731, 2017.
- [Guo *et al.*, 2019] Yunhui Guo, Honghui Shi, Abhishek Kumar, Kristen Grauman, Tajana Rosing, and Rogerio Feris. Spottune: transfer learning through adaptive fine-tuning. In *CVPR*, pages 4805–4814, 2019.
- [Harper and Konstan, 2015] F Maxwell Harper and Joseph A Konstan. The movielens datasets: History and context. *TIIS*, 5(4):1–19, 2015.
- [Huang *et al.*, 2013] Po-Sen Huang, Xiaodong He, Jianfeng Gao, Li Deng, Alex Acero, and Larry Heck. Learning deep structured semantic models for web search using click-through data. In *CIKM*, pages 2333–2338, 2013.
- [Jang *et al.*, 2016] Eric Jang, Shixiang Gu, and Ben Poole. Categorical reparameterization with gumbel-softmax. *arXiv preprint arXiv:1611.01144*, 2016.

- [Kingma and Ba, 2015] Diederik P. Kingma and Jimmy Ba. Adam: A method for stochastic optimization. In Yoshua Bengio and Yann LeCun, editors, *ICLR*, 2015.
- [Lian *et al.*, 2018] Jianxun Lian, Xiaohuan Zhou, Fuzheng Zhang, Zhongxia Chen, Xing Xie, and Guangzhong Sun. xdeepfm: Combining explicit and implicit feature interactions for recommender systems. In *SIGKDD*, pages 1754–1763, 2018.
- [Lin *et al.*, 2013] Di Lin, Xing An, and Jian Zhang. Double-bootstrapping source data selection for instance-based transfer learning. *Pattern Recognition Letters*, 34(11):1279–1285, 2013.
- [Liu *et al.*, 2020] Jian Liu, Pengpeng Zhao, Fuzhen Zhuang, Yanchi Liu, Victor S. Sheng, Jiajie Xu, Xiaofang Zhou, and Hui Xiong. Exploiting aesthetic preference in deep cross networks for cross-domain recommendation. In *WWW*, pages 2768–2774. ACM / IW3C2, 2020.
- [Long *et al.*, 2016] Mingsheng Long, Han Zhu, Jianmin Wang, and Michael I Jordan. Unsupervised domain adaptation with residual transfer networks. In *NIPS*, pages 136–144, 2016.
- [Ni *et al.*, 2019] Jianmo Ni, Jiacheng Li, and Julian McAuley. Justifying recommendations using distantly-labeled reviews and fine-grained aspects. In *EMNLP-IJCNLP*, pages 188–197, 2019.
- [Pan *et al.*, 2008] Sinno Jialin Pan, James T Kwok, Qiang Yang, et al. Transfer learning via dimensionality reduction. In *AAAI*, volume 8, pages 677–682, 2008.
- [Pan *et al.*, 2010] Weike Pan, Evan Wei Xiang, Nathan Nan Liu, and Qiang Yang. Transfer learning in collaborative filtering for sparsity reduction. In *AAAI*, 2010.
- [Pan, 2010] Jialin Pan. *Feature-based transfer learning with real-world applications*. PhD thesis, Hong Kong University of Science and Technology, 2010.
- [Qu *et al.*, 2016] Yanru Qu, Han Cai, Kan Ren, Weinan Zhang, Yong Yu, Ying Wen, and Jun Wang. Product-based neural networks for user response prediction. In *ICDM*, pages 1149–1154. IEEE, 2016.
- [Qu *et al.*, 2018] Yanru Qu, Bohui Fang, Weinan Zhang, Ruiming Tang, Minzhe Niu, Huifeng Guo, Yong Yu, and Xiuqiang He. Product-based neural networks for user response prediction over multi-field categorical data. *TOIS*, 37(1):1–35, 2018.
- [Ruder *et al.*, 2019] Sebastian Ruder, Matthew E. Peters, Swabha Swayamdipta, and Thomas Wolf. Transfer learning in natural language processing. In Anoop Sarkar and Michael Strube, editors, *Proceedings of the 2019 Conference of the North American Chapter of the Association for Computational Linguistics: Human Language Technologies, NAACL-HLT 2019, Minneapolis, MN, USA, June 2, 2019, Tutorial Abstracts*, pages 15–18. Association for Computational Linguistics, 2019.
- [Rusu *et al.*, 2016] Andrei A Rusu, Neil C Rabinowitz, Guillaume Desjardins, Hubert Soyer, James Kirkpatrick, Koray Kavukcuoglu, Razvan Pascanu, and Raia Hadsell. Progressive neural networks. *arXiv preprint arXiv:1606.04671*, 2016.
- [Tran *et al.*, 2019] Brandon Tran, Maryam Karimzadehgan, Rama Kumar Pasumarthi, Michael Bendersky, and Donald Metzler. Domain adaptation for enterprise email search. In *SIGIR*, pages 25–34, 2019.
- [Volkovs and Yu, 2015] Maksims Volkovs and Guang Wei Yu. Effective latent models for binary feedback in recommender systems. In *SIGIR*, pages 313–322, 2015.
- [Wang *et al.*, 2017] Ruoxi Wang, Bin Fu, Gang Fu, and Mingliang Wang. Deep & cross network for ad click predictions. In *ADKDD*, pages 12:1–12:7. ACM, 2017.
- [Wang *et al.*, 2019] Bo Wang, Minghui Qiu, Xisen Wang, Yaliang Li, Yu Gong, Xiaoyi Zeng, Jun Huang, Bo Zheng, Deng Cai, and Jingren Zhou. A minimax game for instance based selective transfer learning. In *SIGKDD*, pages 34–43, 2019.
- [Xiao *et al.*, 2017] Jun Xiao, Hao Ye, Xiangnan He, Hanwang Zhang, Fei Wu, and Tat-Seng Chua. Attentional factorization machines: Learning the weight of feature interactions via attention networks. In *IJCAI*, pages 3119–3125, 2017.
- [Xuhong *et al.*, 2018] LI Xuhong, Yves Grandvalet, and Franck Davoine. Explicit inductive bias for transfer learning with convolutional networks. In *ICML*, pages 2825–2834, 2018.
- [Yosinski *et al.*, 2014] Jason Yosinski, Jeff Clune, Yoshua Bengio, and Hod Lipson. How transferable are features in deep neural networks? In *NIPS*, pages 3320–3328, 2014.
- [Yuan *et al.*, 2019] Feng Yuan, Lina Yao, and Boualem Benatallah. Darec: Deep domain adaptation for cross-domain recommendation via transferring rating patterns. In *IJCAI*, pages 4227–4233, 2019.
- [Yuan *et al.*, 2020] Fajie Yuan, Xiangnan He, Alexandros Karatzoglou, and Liguang Zhang. Parameter-efficient transfer from sequential behaviors for user modeling and recommendation. In *SIGIR*, pages 1469–1478, 2020.
- [Zhang *et al.*, 2014] Qian Zhang, Ming Li, Xue-Song Wang, Yu-Hu Cheng, and Mei-Qiang Zhu. Instance-based transfer learning for multi-source domains. *Acta Automatica Sinica*, 40(6):1175–1182, 2014.
- [Zhang *et al.*, 2019] Yinghua Zhang, Yu Zhang, and Qiang Yang. Parameter transfer unit for deep neural networks. In *PAKDD*, pages 82–95, 2019.
- [Zhong *et al.*, 2020] Kuo Zhong, Ying Wei, Chun Yuan, Haoli Bai, and Junzhou Huang. Translider: Transfer ensemble learning from exploitation to exploration. In Rakesh Gupta, Yan Liu, Jiliang Tang, and B. Aditya Prakash, editors, *SIGKDD*, pages 368–378. ACM, 2020.
- [Zhou *et al.*, 2018] Guorui Zhou, Xiaoqiang Zhu, Chenru Song, Ying Fan, Han Zhu, Xiao Ma, Yanghui Yan, Junqi Jin, Han Li, and Kun Gai. Deep interest network for click-through rate prediction. In *SIGKDD*, pages 1059–1068, 2018.