

# Fixed-Budget Best-Arm Identification in Contextual Bandits: A Static-Adaptive Algorithm

Mohammad Javad Azizi\*  
University of Southern California

Branislav Kveton  
Google Research

Mohammad Ghavamzadeh  
Google Research

## Abstract

We study the problem of best-arm identification (BAI) in contextual bandits in the fixed-budget setting. We propose a general successive elimination algorithm that proceeds in stages and eliminates a fixed fraction of suboptimal arms in each stage. This design takes advantage of the strengths of static and adaptive allocations. We analyze the algorithm in linear models and obtain a better error bound than prior work. We also apply it to generalized linear models (GLMs) and bound its error. This is the first BAI algorithm for GLMs in the fixed-budget setting. Our extensive numerical experiments show that our algorithm outperforms the state of art.

## 1 Introduction

We develop an algorithm for best-arm identification (BAI) in contextual bandits, in particular for *linear* and *generalized linear* bandits with fixed budget. BAI has many applications, including automated machine learning and hyper-parameter optimization (Li et al., 2018; Hoffman et al., 2014), in which the goal is to select the best model and its hyper-parameters. For large-scale datasets, cross-validation is very expensive and it is crucial to find the best model with a fixed budget (Li et al., 2018). Contextual bandits also find many other applications, such as online advertising, recommendation systems, and Bayesian optimization. For instance, in online advertisement, the goal is to select an ad which maximizes the likelihood of the audience to click (Tao et al., 2018). The likelihood is modeled by a function of various attributes associated with the audience and the ads, such as age, gender, domain, keywords, and ad genres.

BAI in contextual bandits is mostly studied under the *fixed-confidence* (FC) setting only for the linear case (Soare et al., 2014; Xu et al., 2018; Degenne et al., 2020). The work in Soare et al. (2014) introduced *adaptive* and *static* allocation policies; in the static case, they fix all the arm selections before observing any rewards. Therefore, they cannot focus on estimating near-optimal arms and their algorithm is only worst-case optimal. For the adaptive case, as they argue, an optimal algorithm should adapt the allocation in response to the rewards history. However, analyzing a fully adaptive algorithm leads to a suboptimal rate as shown in (Xu et al., 2018; Soare et al., 2014) since the static confidence bounds are not applicable anymore.

The FB BAI first was introduced in Bubeck et al. (2010); Audibert and Bubeck (2010). This setting is preferred in applications with a limited budget and is more demanding to analyze; the complications in budget allocation make the design and analysis of FB algorithms challenging (see section 33.3 in Lattimore and Szepesvári 2020). BayesGap (Hoffman et al., 2014) is the first FB BAI algorithm for linear bandits in the literature. This algorithm is the Bayesian version of the gap-based exploration algorithm in Gabillon et al. (2012). BayesGap outperforms algorithms that overlook the correlation of rewards, but it rarely pulls suboptimal arms. However, as argued in Xu et al. (2018) this results in poor performance. We present an instance of this in Section 8.1. Peace algorithm (Katz-Samuels et al., 2020) is the only other work in FB setting which is designed for linear bandits and it extends the

---

\*azizim@usc.edu

successive halving algorithm (Karnin et al., 2013). This algorithm is elimination based and mainly designed for FC setting in which they minimize the *Gaussian-width* of the remaining arms set with a progressively finer level of granularity. This Gaussian width is a maximal concentration bound of the estimation error defined for empirical processes suprema (Cirel'son et al., 1976). As the Gaussian width does not have a closed form, it is not tractable in many settings and it is computationally expensive to directly minimize it. In their paper they introduce an approximation routine in the appendix which seems to cause a large gap between theory and practical performance. Section 8 shows some instances of this. Also, the FB error bound of Peace includes a relatively large lower bounding assumption on the minimum budget required.

In Section 3, we develop a general successive elimination algorithm which is easily extensible to deal with many bandit settings. We divide the budget into multiple stages and apply a static allocation for exploration in each stage. Using a static-adaptive method, our algorithm adaptively eliminates suboptimal arms between stages and requires just a suitable minimum budget. We analyze two main tractable cases of our algorithm in the next sections. Section 4 analyzes our algorithm for linear bandits where the error bounds are better than BayesGap and comparable to Peace. We also propose and analyze the first BAI algorithm for *generalized linear models* (GLMs) in Section 5. Our stochastic error bounds lead us to use G-optimal allocation in each stage. In the G-optimal design, the goal is to minimize the maximum variance uniformly along all directions (Pukelsheim, 2006). In Section 6, we introduce an efficient algorithm for computing the G-optimal allocation based on Frank-Wolfe algorithm. Comprehensive experiments in Section 8 demonstrate that our algorithm outperforms BayesGap, Peace, and many other baselines.

## 2 Problem Formulation

We consider a general bandit setting where there is a finite set of arms  $\mathcal{A}$  where  $|\mathcal{A}| = K$ . Arm  $i$  is associated with distribution  $\nu_i$  with mean  $\mu_i$ . Without loss of generality, we assume that  $\mu_1 > \mu_2 \geq \dots \geq \mu_K$ . Let  $x_i \in \mathbb{R}^d$  be the feature vector of arm  $i$  assuming  $\sup_{i \in \mathcal{A}} \|x_i\| \leq L \in \mathbb{R}^+$ . We assume  $Y_i \in \mathbb{R}$  is the reward of arm  $i$ , which is stochastic and independent of other arms, while it shares an underlying structure with them. Formally, the reward of arm  $i$  is  $Y_i = f(x_i) + \epsilon$ , where  $\epsilon$  is i.i.d.  $\sigma^2$ -sub-Gaussian noise and  $f(x_i)$  is an arbitrary function of  $x_i$  so  $\mu_i = f(x_i)$ . In this paper, we analyze two main instances of  $f$ , namely linear Eq. (1) and GLM Eq. (6).

In the FB setting, an agent takes  $B$  samples and returns an arm,  $\zeta$ , as the arm with the highest mean reward. The agent does not know the mean rewards and the goal is to minimize the *expected simple regret*,  $\mathbf{E}(\mu_1 - \mu_\zeta)$ . This is related to maximizing the probability of success,  $1 - \delta = \Pr(\zeta = 1)$  (Bubeck et al., 2010). On the other hand, in the FC setting the goal is to minimize the sample complexity of the algorithm while  $\delta$  is tightly bounded from above. This is to say the algorithm should have a *stopping time* w.r.t the history filtration.

## 3 Generalized Successive Elimination

In this section, we introduce our general algorithm. Successive elimination algorithms (Karnin et al., 2013) are common for BAI techniques for multi-armed bandits (MABs). We introduce the Generalized Successive Elimination (GSE) algorithm in the following, which generalizes these algorithms to contextual bandits. Algorithm GSE pseudocode summarizes our procedure. We use an elimination method which keeps  $1/\eta$  of the arms in each stage, so it has  $s = \lceil \log_\eta K \rceil$  stages.

The algorithm proceeds as follows: **Explore:** First split the budget evenly so each stage has budget  $n = \lfloor \frac{B}{s} \rfloor$ . Let  $\mathcal{A}_t$  be the set of remaining arms in stage  $t$ . We start with  $t = 1$ ,  $\mathcal{A}_1 = \mathcal{A}$  and in Line 4 we sample the arms in  $\mathcal{A}_t$  according to an exploration policy (allocation)  $\Pi$ . This exploration policy distributes the budget  $n$  between the remaining arms and it could be either a *uniform* allocation or an *optimal* allocation policy. We introduce an instance of optimal allocation in Section 6. **Estimate:** Let  $X_t = (X_{1,t}, \dots, X_{n,t})$  be the sequence of arms sampled at stage  $t$  with corresponding rewards  $Y_t = (Y_{1,t}, \dots, Y_{n,t})$ . In Line 5, we calculate  $\hat{\mu}_{i,t}$ , the estimate of arm  $i$ 's mean reward at stage  $t$ , using  $X_t$ ,  $Y_t$ , and  $f$ . **Elimination:** Finally in Line 6, we sort the arms in descending order of  $\hat{\mu}_{i,t}$  and keep the first  $1/\eta$  of them while eliminating the rest. Repeating these steps until the final stage there is only one arm remaining which we recommend as the best arm.

---

**Algorithm GSE : General Successive Elimination**

---

- 1: **Inputs:** Elimination parameter  $\eta$ , budget  $B$ , exploration policy  $\Pi$ , set of arms  $\{x_i\}_{i \in \mathcal{A}}$
  - 2: **Initialization:**  $\mathcal{A}_1 \leftarrow \mathcal{A}$ ,  $t \leftarrow 1$ ,  $s \leftarrow \lceil \log_\eta K \rceil$
  - 3: **while**  $t \leq s$  **do**
  - 4:   Sample arms in  $\mathcal{A}_t$  to get  $X_t$  and  $Y_t$  based on  $\Pi$   $\triangleright$  Explore
  - 5:   Calculate  $(\hat{\mu}_{i,t})_{i \in \mathcal{A}_t}$  from  $X_t$  and  $Y_t$  using Eq. (1) or Eq. (6) or else.  $\triangleright$  Estimate
  - 6:    $\mathcal{A}_{t+1} \leftarrow \arg \max_{\mathcal{A} \subset \mathcal{A}_t: |\mathcal{A}| = \lceil |\mathcal{A}_t| / \eta \rceil} \sum_{i \in \mathcal{A}} \hat{\mu}_{i,t}$   $\triangleright$  Eliminate
  - 7:    $t \leftarrow t + 1$
  - 8: **end while**
  - 9: **Output:** The last remaining arm in  $\mathcal{A}_s = \{\zeta\}$   $\triangleright$  Recommendation
- 

## 4 Linear Model

In this section we consider a linear model. We model  $\mu_i$  as  $f(x_i) = x_i^\top \theta_*$  for an unknown  $\theta_* \in \mathbb{R}^d$ . We let  $\Delta_i = \mu_1 - \mu_i$  be the suboptimality gap of arm  $i$  and  $\Delta_{\min} = \min_{i > 1} \Delta_i$  be the minimum gap. Let  $\hat{\theta}_t$  denote our estimate of  $\theta_*$  in stage  $t$ . We estimate  $\hat{\theta}_t$  using least-squares regression,  $\hat{\theta}_t = V_t^{-1} b_t$ , where  $V_t = \sum_{j=1}^n X_{j,t} X_{j,t}^\top$  and  $b_t = \sum_{j=1}^n X_{j,t} Y_{j,t}$ . We define

$$\hat{\mu}_{i,t} = x_i^\top \hat{\theta}_t. \quad (1)$$

We know that  $V_t^{-1}$  is well-defined if  $X_t$  span  $\mathbb{R}^d$ . As GSE keeps eliminating the arms, it is likely that some dimensions are not covered in the later stages. We can alleviate this problem by projecting the remaining arms to a subspace where they span the subspace. Without loss of generality, let  $d_t \leq d$  be the dimension of this subspace at stage  $t$ .

### 4.1 Analysis

In this section, we derive the error bounds of the algorithm for the linear model. The main result is bounding the error as follows. In the analysis, log base is  $\eta$ .

**Theorem 1.** *GSE with the linear model in Eq. (1) identifies the best arm with probability  $1 - \delta$  for*

$$\delta \leq 2\eta \log(K) \exp \left( \frac{-\Delta_{\min}^2 (4\sigma^2)^{-1}}{\max_{i \in \mathcal{A}, t \in [s]} \|x_i - x_1\|_{V_t^{-1}}} \right), \quad (2)$$

and this bound holds for any  $V_t$ . If we use the  $G$ -optimal design for exploration, we have

$$\delta \leq 2\eta \log(K) \exp \left( \frac{-B \Delta_{\min}^2}{4\sigma^2 d \log(K)} \right). \quad (3)$$

These error bounds scale as expected; they become tighter with larger  $B$  and  $\Delta_{\min}$  and looser with larger  $K$ , higher  $d$ , and more noise  $\sigma$ . In Appendix D we argue that our bounds are much better than BayesGap bounds. We know for BayesGap,  $\Pr(\mu_1 \geq \mu_\zeta) \leq KB \exp \left( \frac{-B \Delta_{\min}^2}{32K} \right)$  while GSE satisfies  $\Pr(\mu_1 \geq \mu_\zeta) \leq 2\eta \log(K) \exp \left( \frac{-B \Delta_{\min}^2}{4d \log(K)} \right)$ . The improvements in its dependence on  $K$  and  $B$  are obvious. Also, in the special case of MABs, our bounds match the lower bound for any FB BAI algorithm up to log factors (asymptotic optimality). The MAB best bound is  $\exp \left( \frac{-B}{\sum_{i \in \mathcal{A}} \Delta_i^{-2}} \right)$ , (Kaufmann et al., 2016). Our bounds also match the (tight) lower bound given in Carpentier and Locatelli (2016).

Although it is hard to compare our bounds with Peace algorithm (Katz-Samuels et al., 2020), in Appendix D we argue that their error bound seems as good as ours. Based on their hypothesis (not proven) it seems their bound is slightly looser than  $2 \log(d) \exp \left( \frac{-B \Delta_{\min}^2}{d \log(d)} \right)$  which replaces  $K$  with  $d$  in our bounds. However, based on the partially proven claims their error bound could also simplify to  $2 \log(d) \exp \left( \frac{-B \Delta_{\min}^2}{d \log(K) \log(d)} \right)$  which includes extra  $\log(d)$  in the exponent compared to GSE. They

also require  $B \geq \log(d) \frac{\max_{i \in \mathcal{A}} \|x_i - x_1\|_{V^{-1}}^2}{\Delta_{\min}^2}$ , where  $V = \sum_{i \in \mathcal{A}} x_i x_i^\top$ , which depending on  $\theta$  and the geometry of the arms set could be hard to control. This is while our analysis does not require any lower bound on  $B$ , unless for the singularity issues where we would need  $B \geq d \log(k)$  for a forced exploration (see Section 6).

The key idea in analyzing GSE is to control the probability of eliminating the best arm in each stage. Let  $E_t$  be the event that the best arm is eliminated at stage  $t$ . Then we know that

$$\delta = \Pr(\cup_{t=1}^s E_t) \leq \sum_{t=1}^s \Pr(E_t | \bar{E}_1, \dots, \bar{E}_{t-1}), \quad (4)$$

where  $\bar{E}_t$  is the complement of event  $E_t$ . Let  $\tilde{E}_t := E_t | \bar{E}_1, \dots, \bar{E}_{t-1}$ . We let  $J_t$  be the arm that has the  $(\lceil |\mathcal{A}_t|/\eta \rceil)$ 'th largest estimated mean, i.e.  $J_t$  is the pivot element and the arms smaller than that are eliminated in stage  $t$ . With this notation, we have  $\Pr(\tilde{E}_t) = \Pr(\hat{\mu}_{1,t} < \hat{\mu}_{J_t})$ . In Lemma 1, we bound the probability that a suboptimal arm has a higher estimated mean reward than the best arm. Next, we use this in Lemma 2 to bound the probability that the optimal arm is eliminated in a stage. Finally, we bound  $\delta$  in Theorem 1 using Eq. (4) and a union bound. We get the second bound in Theorem 1 by the Kiefer-Wolfowitz Theorem (Kiefer and Wolfowitz, 1960). The detailed proof is in Appendix A. The main Lemmas are as follows.

**Lemma 1.** *In GSE with Eq. (1), the probability that any suboptimal arm  $i$  has a higher estimated mean reward than the optimal arm in stage  $t$  satisfies*

$$\Pr(\hat{\mu}_{i,t} > \hat{\mu}_{1,t}) \leq 2 \exp \left( \frac{-\Delta_i^2 \sigma^{-2}}{2 \|x_i - x_1\|_{V_t^{-1}}^2} \right). \quad (5)$$

Since we use a static allocation in each stage we can prove this Lemma by Hoeffding's inequality as detailed in Appendix A. Next is the bound on error probability in each stage. Let  $\Delta_{\min,t} = \min_{i \in \mathcal{A}_t \setminus \{1\}} \Delta_i$ , then

**Lemma 2.** *In GSE with Eq. (1), the event that the optimal arm is eliminated in stage  $t$  satisfies*

$$\Pr(\tilde{E}_t) \leq 2\eta \exp \left( \frac{-\Delta_{\min,t}^2 \sigma^{-2}}{2 \max_{i \in \mathcal{A}_t} \|x_i - x_1\|_{V_t^{-1}}^2} \right).$$

In Appendix A, we prove this Lemma by examining how another arm can dominate the best arm and use Markov's inequality. These analyses are the first to combine the adaptive and static properties of  $V_t$  and  $f$  together.

## 5 Generalized Linear Model

In this section, we use a *generalized linear model* (McCullagh and Nelder, 2019) with rewards  $Y_i = f(x_i^\top \theta_*) + \epsilon$ , where  $f$  as the *mean function* is a monotone increasing function. For example, in logistic regression  $f(x) = (1 + \exp(-x))^{-1}$ . Let  $\dot{f}$  be the derivative of  $f$ , then we assume  $c_{\min} \leq \dot{f}(x_i^\top \tilde{\theta})$  for some  $c_{\min} \in \mathbb{R}^+$  and for all  $i \in \mathcal{A}$ . As in Kveton et al. (2019), to make sure  $c_{\min}$  exists, we can do initial forced exploration in each stage. This is only  $\Theta(sd)$  samples total. We can calculate the maximum-likelihood estimator (MLE) of  $\theta_*$  by solving  $\sum_{j=1}^n (Y_{j,t} - \mu(X_{j,t}^\top \hat{\theta}_t)) X_{j,t} = 0$ . This problem can be solved efficiently by *iteratively reweighted least squares* (Wolke and Schwetlick, 1988). We let  $\hat{\theta}_t$  be the MLE of  $\theta_*$ , then

$$\hat{\mu}_{i,t} = f(x_i^\top \hat{\theta}_t). \quad (6)$$

### 5.1 Analysis

Luckily, we have similar results to the linear model for GLM. The main error bounds are as follows.

**Theorem 2.** *GSE with the GLM Eq. (6) identifies the best arm with probability  $1 - \delta$  for*

$$\delta \leq 2\eta \log(K) \exp \left( \frac{-\Delta_{\min}^2 \sigma^{-2} c_{\min}^2}{8 \max_{i \in \mathcal{A}, t \in [s]} \|x_i\|_{V_t^{-1}}^2} \right).$$

for any  $V_t$ . If we use the G-optimal design for exploration, then

$$\delta \leq 2\eta \log(K) \exp\left(\frac{-B\Delta_{\min}^2 c_{\min}^2}{8\sigma^2 d \log(K)}\right). \quad (7)$$

As we can see, the same optimal design as in the linear model yields an efficient algorithm for the GLM model. The error bounds above scale up with  $K$ ,  $\sigma$ , and  $d$  increasing, and decrease with  $B$ ,  $\Delta_{\min}$ ,  $c_{\min}$  increasing. This bound matches the linear case as  $\max_{i \in \mathcal{A}, t \in [s]} \|x_i - x_1\|_{V_t^{-1}} \leq 2 \max_{i \in \mathcal{A}, t \in [s]} \|x_i\|_{V_t^{-1}}$ ; we only get an extra constant factor  $c_{\min}^2/2$  which is 1 for the linear case. However, the analysis for the linear model is more neat and comprehensible so we started with that. We are the first to derive an error bound for any BAI in GLM bandits. The novelty of the analysis comes from the way we control MLE analysis using our slight assumptions on  $\hat{f}$ .

As in Theorem 1, the key idea is to obtain the error in each stage. First, we bound the probability that a suboptimal arm has a higher estimated mean reward than the best arm.

**Lemma 3.** *In GSE with Eq. (6), the probability that any suboptimal arm  $i$  has a higher estimated mean reward than the optimal arm in stage  $t$  satisfies*

$$\Pr(\hat{\mu}_{i,t} > \hat{\mu}_{1,t}) \leq \exp\left(\frac{-\Delta_i^2 \sigma^{-2} c_{\min}^2}{8 \|x_i\|_{V_t^{-1}}^2}\right) + \exp\left(\frac{-\Delta_i^2 \sigma^{-2} c_{\min}^2}{8 \sigma^2 \|x_1\|_{V_t^{-1}}^2}\right).$$

We prove this Lemma using the assumption on  $\hat{f}$  and Hoeffding's inequality. Next Lemma admittedly shows the similarity between GLM and the linear model. We bound the error probability in each stage here.

**Lemma 4.** *In GSE with Eq. (6), the probability that the optimal arm is eliminated in stage  $t$  satisfies*

$$\Pr(\tilde{E}_t) \leq 2\eta \exp\left(\frac{-\Delta_{\min,t}^2 \sigma^{-2} c_{\min}^2}{8 \max_{i \in \mathcal{A}_t} \|x_i\|_{V_t^{-1}}^2}\right).$$

See Appendix A for the proof. We use this to bound the total error probability in Theorem 2 by a union bound and Kiefer-Wolfowitz Theorem.

## 6 G-Optimal Allocation

The stochastic error bound in Theorem 1 decreases with minimizing  $\max_{i \in \mathcal{A}, t \in [s]} \|x_1 - x_i\|_{V_t^{-1}}$  which is same as minimizing  $\max_{i \in \mathcal{A}, t \in [s]} \|x_i\|_{V_t^{-1}}$ ; this leads us towards the idea of using a G-optimal design and the second deterministic bound, Eq. (3). The same phenomena live through Theorem 2 for GLMs. Another less viable design is the E-optimal which we talk about in Appendix B. There are several methods to implement a G-optimal allocation and achieve the bound in Eq. (3) and Eq. (7). Based on the Frank-Wolfe (FW) method (Jaggi, 2013), we develop an algorithm for solving the convex relaxation of G-optimal allocation, i.e. the G-optimal design. In Appendix C, we show that the error bounds still hold using this algorithm.

Algorithm FWG shows our FW G-optimal allocation pseudocode. In stage  $t$  we can write  $V_t = \sum_{i \in \mathcal{A}_t} \pi_i x_i x_i^\top$  where  $\|\pi\|_1 := \sum_{i \in \mathcal{A}_t} \pi_i = 1$ . Let  $g_t(\pi, i) = \|x_i\|_{V_t^{-1}}^2 = x_i^\top V_t^{-1} x_i$  then based on Theorem 1 we want to find  $\min_{\pi} \max_{i \in \mathcal{A}_t} g_t(\pi, i)$ . Let  $g_t(\pi) = \max_{i \in \mathcal{A}_t} g_t(\pi, i)$  then by Danskin's Theorem (Danskin, 1966) we know

$$\nabla_{\pi_j} g_t(\pi) = -x_{\max}^\top V_t^{-1} x_j x_j^\top V_t^{-1} x_{\max} = -(x_j^\top V_t^{-1} x_{\max})^2 \quad (8)$$

where  $x_{\max} = \arg \max_{x_i: i \in \mathcal{A}_t} g_t(\pi, i)$ . The FWG algorithm is similar to FW method as shown in Algorithm FWG.

Note that finding the G-optimal design using randomized rounding might yield a singular  $V_t$  as the support of multinomial distribution includes zero. We can avoid this singularity by sampling a subset of the arms that form a basis (a forced exploration). Therefore, we must have  $B \geq \sum_{t=1}^s d_t$  to carry out this forced exploration in each stage. Note that  $\sum_{t=1}^s d_t \leq sd$  so this is a mild requirement.

---

**Algorithm FWG : FW G-optimal allocation**

---

```
1: Input: Stage budget  $n$ , arms  $\{x_i\}_{i \in \mathcal{A}_t}$ ,  $N$  number of iterations
2: Initialization:  $\pi_0 \leftarrow (1, \dots, 1) \in \mathbb{R}^{|\mathcal{A}_t|}$ ,  $i \leftarrow 0$ 
3: while  $i < N$  do
4:    $\varpi_i \leftarrow \arg \min_{\varpi: \|\varpi\|_1=1} \nabla_{\pi} g_t(\pi_i)^\top \varpi$  ▷ First-order surrogate
5:    $\gamma_i \leftarrow \arg \min_{\gamma \in [0,1]} g_t(\pi_i + \gamma(\varpi_i - \pi_i))$  ▷ Line search
6:    $\pi_{i+1} \leftarrow \pi_i + \gamma_i(\varpi_i - \pi_i)$  ▷ Step
7:    $i \leftarrow i + 1$ 
8: end while
9: Output: A sample of  $\text{multinomial}(n, \pi_N)$  ▷ Randomized rounding allocation
```

---

## 7 Related Work

**Successive Elimination:** Successive elimination algorithms (Karnin et al., 2013) are common for BAIs. One of them is the HyperBand algorithm (Li et al., 2018) which is designed for the FB non-stochastic infinite-armed case. *Median Elimination* (Even-Dar et al., 2006) is the FC counterpart of this work. The *Successive Halving* (Jamieson and Talwalkar, 2015) is another instance that is designed for the non-stochastic bandits. *Sequential Halving* from Karnin et al. (2013) is closely related to our work which is developed for the FB MAB problems. We develop a successive elimination algorithm which has optimal static stages and adapts to the rewards between stages by eliminating the underperforming arms.

**Adaptive vs Static:** As argued in Soare et al. (2014) and Xu et al. (2018), an optimal algorithm should adapt the allocation in response to the rewards observed over time. However, using an adaptive allocation adds an extra  $\sqrt{d}$  factor in the confidence bounds. This increases the sample complexity and expected simple regret. The  $\mathcal{XY}$ -adaptive algorithm in (Soare et al., 2014) is an attempt to solve this issue similar to our work which is rather a transductive experimental design (Yu et al., 2006).  $\mathcal{XY}$ -adaptive is a phased algorithm which uses static allocation within each phase and chooses the type of allocation depending on the samples observed in previous phases. Also, allocation and elimination in  $\mathcal{XY}$ -adaptive are greedy while our algorithm applies optimal design techniques. Algorithms like LinGapE (Xu et al., 2018) are known to outperform  $\mathcal{XY}$ -adaptive while their FB modification underperforms our algorithm in many cases (see Section 8). As such, we believe our algorithm is a more efficient way that combines adaptive and static allocation.

**FB Best-Arm Identification:** There is no prior work for GLM in the FB setting and no matching upper and lower bounds for any FB setting (Carpentier and Locatelli, 2016). However, *successive rejection* (Audibert and Bubeck, 2010) error bounds comply with the lower bound and are almost optimal for MABs (Carpentier and Locatelli, 2016). BayesGap and Peace, discussed in the introduction, are the main related works to ours for linear bandits. BayesGap employs a natural upper bound on the simple regret using the estimations of rewards average. Then it pulls the most uncertain arm between the arm minimizing the simple regret bound and the arm with the largest upper bound. Also, their algorithm is different than the frequentist approaches (like our algorithm) as a Bayesian method in that it can deal with instances where  $B < K$  (Hoffman et al., 2014). Peace algorithm for FB setting exploits the geometry of the arms set and maintains a subset of minimum Gaussian width. For combinatorial bandits, they introduce *mirror descent* algorithms for approximately minimizing the Gaussian width. This requires computing unbiased estimates of the Gaussian width gradients which makes the algorithm computationally expensive.

**Optimal Design of Experiments:** An equal design to G-optimal design is the D-optimal design which translates to *minimum volume enclosing ellipsoid* or *John ellipsoid* in many settings (Atwood, 1973). The exact optimization for many design problems is NP-Hard (Allen-Zhu et al., 2017). For calculating optimal design, there are many heuristic algorithms (Khachiyan, 1996; Atwood, 1973; Kumar and Yildirim, 2005; Ahipasaoglu and Tan, 2018). However, most of the optimal allocations are greedy (Degenne et al., 2020); they start with one sample per arm, then continue with the arm that reduces the uncertainty the most in some sense (Soare et al., 2014). We can also find the optimal allocation by randomly rounding the solution of its continuous relaxation (optimal design) or by "efficient rounding" procedures (Pukelsheim, 2006; Allen-Zhu et al., 2017). Tao et al. (2018) suggests that solving the convex relaxation of the optimal design along with a randomized estimator yields a

better solution than the greedy methods. This motivates our FWG algorithm which is based on FW fast rate algorithms. Berthet and Perchet (2017) developed a UCB Frank-Wolfe method for *bandit optimization*. Their goal is to maximize an unknown smooth function with fast rates. Simple regret could be a special case of their framework, however, as of now, it is not clear how to use this method for a BAI bandit problem (Degenne et al., 2019). A part of the reason is that the objective is an unknown smooth function in most BAI formulations. In our experiments, we tried several variants of optimal design techniques. The results show that FWG mostly outperforms the others.

## 8 Experiments

We compare the performance of GSE with BayesGap, Peace, and several baselines. These baselines are variants of state of art cumulative regret and FC BAI algorithms. For a cumulative regret algorithm, our baseline stops at the budget limit and returns the most frequently pulled arm. In Appendix D we argue that this is the most reasonable recommendation rule for these algorithms. We use LinUCB (Li et al., 2010) and UCB-GLM (Li et al., 2017) which are state of art for linear and generalized linear bandits, respectively. As the state of art FC algorithm, we use LinGapE with their recommendation rule and stopping at the budget limit. We tune their  $\delta$  using a grid search and only show the best results for them. LinGapE is the state of art FC algorithm (Xu et al., 2018; Degenne et al., 2020). In Appendix E we derive proper error bounds for these baselines to further justify using them. We also conducted preliminary experiments with other FC and cumulative regret baselines e.g. TTTS (Russo, 2016), lil’UCB (Jamieson et al., 2013),  $\mathcal{XY}$ -adaptive (Soare et al., 2014), GPUCB (Srinivas et al., 2012), and ALBA (Tao et al., 2018), however, their accuracy is significantly low in the FB setting.

In this section, *accuracy* is an estimation of  $1 - \delta$  as the proportion of 1000 Monte Carlo replications in which the algorithms find the best arm correctly. We use GSE with linear model and uniform exploration (GSE-Lin), with FWG (GSE-Lin-FWG), with sequential G-optimal allocation of Soare et al. (2014) (GSE-Lin-Greedy), and with Wynn’s G-optimal method (GSE-Lin-Wynn). For Wynn’s method see Fedorov (1972). We always set  $\eta = 2$  as it has shown the best performance for successive elimination (Karnin et al., 2013). For LinGapE we evaluate the Greedy version (LinGapE-Greedy) and show its results only if it performs better than LinGapE. In each experiment, we fix  $K$ ,  $B/K$ , or  $d$  depending on the experiment goals to show the trends under different settings. If we fix other parameters and change these, we can see the same trends.

Preliminary experiments show that choosing the right kernel for BayesGap is crucial. Therefore, we conducted comprehensive experiments and found the best performing kernels which are linear, exponential, and Matérn between many. Hence, we give a big advantage to BayesGap by this tuning. BayesGap-Lin stands for linear, BayesGap-exp for exponential, and BayesGap-M for the Matérn kernel. Note that Hoffman et al. (2014) do not elaborate enough on choosing the kernels.

### 8.1 Linear Experiment: Adaptive Allocation

We consider the famous example in Soare et al. (2014) where the arms are the canonical  $d$ -dimensional basis  $e_1, e_2, \dots, e_d$  with an additional disturbing arm  $x_{d+1} = (\cos(\omega), \sin(\omega), 0, \dots, 0)^\top$  for  $\omega = 1/10$ . We set  $\theta_* = e_1$  and  $\epsilon \sim \mathcal{N}(0, 10)$ . Clearly the best arm is  $e_1$ , however, when the angle  $\omega$  is as small as  $1/10$ , the disturbing arm is hard to distinguish from  $e_1$ . This setting is where an adaptive strategy is optimal as argued in Soare et al. (2014).

Fig. 1 illustrates the results where we can see that GSE-Lin-FWG has the second-best performance for small  $K$  and is the best for larger  $K$ . The BayesGap-Lin algorithm performs poorly so we omit it here. We *conjecture* that BayesGap fails here since it uses Gaussian processes and there is a very low correlation between these arms. LinGapE is the winner mostly for smaller  $K$  and loses the advantage for larger  $K$ . This could be since it has linear regret in  $K$  (see Appendix D). We can see Peace has lower accuracy than several other algorithms. We only could simulate Peace for  $K \leq 16$  since its computations take way longer than other algorithms. For instance, with  $k = 16$  others run in 7 to 18 seconds, while Peace runs in 530 seconds for 100 replications. For  $K = 32$  we had Peace reaching only 20 replications after 14 hours of running (see Appendix G for the computing resources we used).

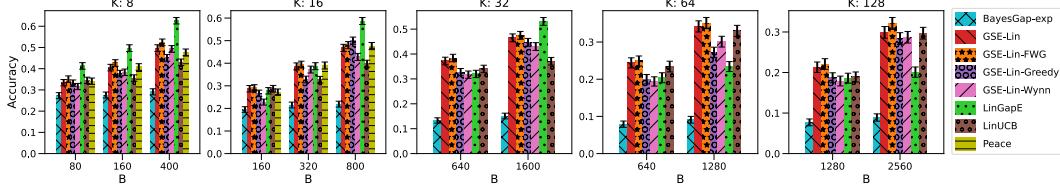


Figure 1: Linear experiment, the adaptive instance,  $d = K - 1$

## 8.2 Linear Experiment: Static Allocation

As in Xu et al. (2018) we take arms  $e_1, e_2, \dots, e_{16}$  and  $\theta_* = (\Delta, 0, \dots, 0)$  where  $K = d = 16$ . We set  $\epsilon \sim \mathcal{N}(0, 10)$  and  $B = 320$ . In this experiment, knowing the rewards does not change the allocation strategy. Therefore, a static allocation is optimal (Xu et al., 2018). The goal is to evaluate algorithm's ability to adjust itself to a static situation.

Fig. 2 shows the results in which for small  $\Delta$  (harder instances) LinUCB is the winner as expected since the suboptimal arms are far away from the best arm and cumulative regret algorithms do well in this case (see Appendix D). Our algorithms have the second-best accuracy and when  $\Delta$  is large enough, all of them converge to the optimal static allocation; while others like BayesGap-exp, LinGapE, and Peace cannot take advantage of larger  $\Delta$  probably because they are "fully adaptive" and over adapt. This example demonstrates how well our algorithm adjusts to a static allocation case and combines static and adaptive allocation properly.

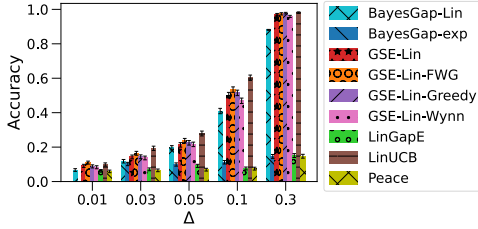


Figure 2: Static allocation, linear,  $K = 16$ .

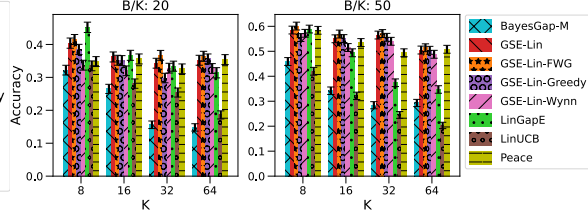


Figure 3: Randomized experiment, linear,  $d = 10$ .

## 8.3 Randomized Linear Experiment

In this experiment, we use the example of Tao et al. (2018). For each bandit instance, we generate i.i.d. arms sampled from the unit sphere centered at the origin with  $d = 10$ . We let  $\theta_* = x_i + 0.01(x_j - x_i)$  where  $x_i$  and  $x_j$  are the two closest arms. As a consequence,  $x_i$  is the best arm and  $x_j$  is the disturbing arm. We set the noise to be  $\epsilon \sim \mathcal{N}(0, 10)$ . The goal is to evaluate the expected performance of the algorithms and randomize to avoid bias in choosing the bandit instances.

We fix  $B/K$  in Fig. 3 and compare the performance for different  $K$ . The results show that GSE-Lin-FWG is the winner in most of the cases. We can see that G-optimal policies have similar expected performance while FWG is slightly better. Again, LinGapE performance degrades as  $K$  increases and Peace underperforms our algorithms.

## 8.4 GLM Experiment

As an example of GLMs, we study a *logistic bandit* instance. We generate i.i.d. arms from uniform distribution on  $[-0.5, 0.5]^d$  with  $d \in \{5, 7, 10, 12\}$ ,  $K = 8$ , and  $\theta_* \sim \mathcal{N}(0, \frac{3}{d}I_d)$  where  $I_d$  is the identity matrix in  $\mathbb{R}^{d \times d}$ . The reward of arm  $i$  is defined as  $y_i = \text{Bern}(f(x_i^\top \theta_*))$  where  $f(z) = (1 + \exp(-z))^{-1}$  and  $\text{Bern}(z)$  is a sample from the Bernoulli distribution with mean  $z$ . The goal of this experiment is to test the performance of our algorithm for GLMs. We use GSE with a logistic regression model (GSE-Log) and also with the linear models to evaluate the robustness of GSE to model misspecification. For exploration, we only use FWG (GSE-Log-FWG) as it performs better than the other G-optimal allocations. We also use UCB-GLM algorithm (Li et al., 2017), which is the state of art GLM cumulative regret algorithm modified for FB BAI like the other baselines.



The results in Fig. 4 show GSE with the Log models outperform the Lin models, and FWG improves on uniform exploration in a GLM case. These experiments also show the robustness of GSE to misspecification since the Lin model only slightly underperforms the Log model. UCB-GLM results confirm that the cumulative regret algorithms are not suitable for simple regret minimization. BayesGap-M falls short with  $B/K \geq 50$ , which aligns with the extra  $B$  in their error bound. However, GSE keeps improving its performance with  $B$  increasing.

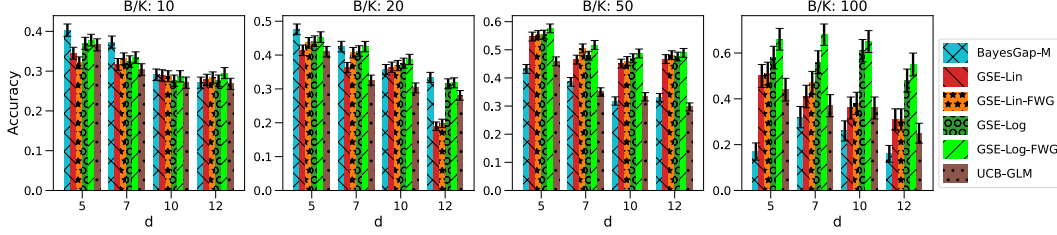


Figure 4: Logistic bandit experiment,  $K = 8$ .

## 8.5 Real-World Data Experiments

For this experiment, we use the "Automobile Dataset" (Schlimmer, 1987), which has features of different cars and their prices. We assume the car prices are not readily in hand, rather we get samples of them where the price of car  $i$  is  $N(p_i, 0.1)$  where  $p_i$  is the price of car  $i$  in the dataset. The dataset includes 205 cars and we use the most informative subset of features namely 'curb weight', 'width', 'engine size', 'city mpg', and 'highway mpg' so  $d = 5$ . All the features are rescaled to  $[0, 1]$ . We want to find the most expensive car by sampling. In each replication, we sample  $K$  cars and run the algorithms with the given budget on them. The purpose is to evaluate the performance of the algorithms on a real-world dataset and test their robustness to model misspecification.

The other dataset is the "Electric Motor temperature" (Bocker, 2019) and we want to find the highest engine temperature. Again, we take samples from the temperature distribution  $N(\tau_i, 0.1)$  where  $\tau_i$  is the temperature of motor  $i$  in the dataset. All the features are rescaled to  $[0, 1]$  and  $d$  is 11. The dataset includes  $\sim 998k$  data points.

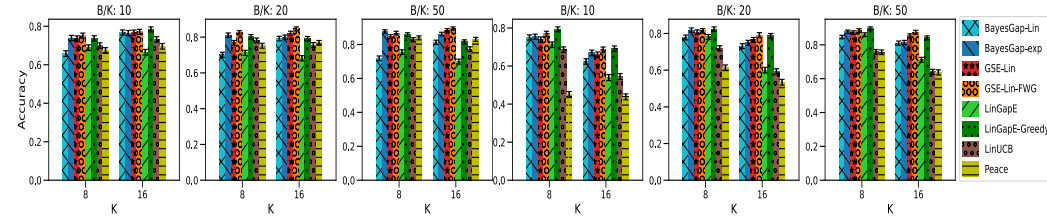


Figure 5: Automobile dataset,  $d = 5$ .

Figure 6: Electric motor temperature,  $d = 11$ .

Fig. 5 and Fig. 6 show the results indicating GSE variants outperform others or have competing performance with LinGapE. The experimental results in Fig. 6 show that our algorithm has the highest accuracy in most of the cases despite the fact that we use a linear model for a complicated real-world dataset. This experiment also shows how well all the linear BAI algorithms could generalize to real-world situations.

## 9 Conclusions

In this paper, we studied the best arm identification for linear and generalized linear models with a fixed budget. We first reviewed the drawbacks of prior works under both FC and FB settings. Then we introduced a novel static-adaptive algorithm, GSE, which is easily extensible to deal with other bandit settings. We show that our error bounds are optimal for MAB, tighter than BayesGap error bounds, and compared them with Peace bounds. The experiments show the efficiency of our algorithm, applicability, and robustness to model misspecification. As our algorithm splits the budget

evenly between stages, developing an online optimal allocation strategy could be the subject of future work.

## References

- Abbasi-yadkori, Y., Pál, D., and Szepesvári, C. (2011). Improved algorithms for linear stochastic bandits. In Shawe-Taylor, J., Zemel, R., Bartlett, P., Pereira, F., and Weinberger, K. Q., editors, *Advances in Neural Information Processing Systems*, volume 24, pages 2312–2320. Curran Associates, Inc.
- Ahipasaoglu, S. D., Sun, P., and Todd, M. J. (2008). Linear convergence of a modified frank–wolfe algorithm for computing minimum-volume enclosing ellipsoids. *Optimization Methods and Software*, 23(1):5–19.
- Ahipasaoglu, S. D. and Tan, B. (2018). A new branch and bound algorithm for the d-optimal design problem. In *9th International Workshop on Simulation*, volume 2, page 2.
- Allen-Zhu, Z., Li, Y., Singh, A., and Wang, Y. (2017). Near-optimal discrete optimization for experimental design: A regret minimization approach.
- Atwood, C. L. (1973). Sequences Converging to  $D$ -Optimal Designs of Experiments. *The Annals of Statistics*, 1(2):342 – 352.
- Audibert, J.-Y. and Bubeck, S. (2010). Best Arm Identification in Multi-Armed Bandits. In *COLT - 23th Conference on Learning Theory - 2010*, page 13 p., Haifa, Israel.
- Azuma, K. (1967). Weighted sums of certain dependent random variables. *Tohoku Math. J. (2)*, 19(3):357–367.
- Berthet, Q. and Perchet, V. (2017). Fast rates for bandit optimization with upper-confidence frank-wolfe.
- Bocker, J. (2019). Electric motor temperature. <https://www.kaggle.com/wkirgsn/electric-motor-temperature>.
- Bubeck, S., Munos, R., and Stoltz, G. (2010). Pure exploration for multi-armed bandit problems.
- Carpentier, A. and Locatelli, A. (2016). Tight (lower) bounds for the fixed budget best arm identification bandit problem.
- Cirel’son, B. S., Ibragimov, I. A., and Sudakov, V. N. (1976). Norms of gaussian sample functions. In Maruyama, G. and Prokhorov, J. V., editors, *Proceedings of the Third Japan — USSR Symposium on Probability Theory*, pages 20–41, Berlin, Heidelberg. Springer Berlin Heidelberg.
- Danskin, J. M. (1966). The theory of max-min, with applications. *SIAM Journal on Applied Mathematics*, 14(4):641–664.
- Degenne, R., Koolen, W. M., and Ménard, P. (2019). Non-asymptotic pure exploration by solving games.
- Degenne, R., Ménard, P., Shang, X., and Valko, M. (2020). Gamification of pure exploration for linear bandits.
- Even-Dar, E., Mannor, S., and Mansour, Y. (2006). Action elimination and stopping conditions for the multi-armed bandit and reinforcement learning problems. *Journal of Machine Learning Research*, 7(39):1079–1105.
- Fedorov, V. (1972). *Theory of Optimal Experiments*. Probability and Mathematical Statistics. Academic Press.
- Filippi, S., Cappe, O., Garivier, A., and Szepesvári, C. (2010). Parametric bandits: The generalized linear case. In Lafferty, J., Williams, C., Shawe-Taylor, J., Zemel, R., and Culotta, A., editors, *Advances in Neural Information Processing Systems*, volume 23. Curran Associates, Inc.
- Gabillon, V., Ghavamzadeh, M., and Lazaric, A. (2012). Best arm identification: A unified approach to fixed budget and fixed confidence. In Pereira, F., Burges, C. J. C., Bottou, L., and Weinberger, K. Q., editors, *Advances in Neural Information Processing Systems*, volume 25, pages 3212–3220. Curran Associates, Inc.

- Hoffman, M., Shahriari, B., and Freitas, N. (2014). On correlation and budget constraints in model-based bandit optimization with application to automatic machine learning.
- Jaggi, M. (2013). Revisiting Frank-Wolfe: Projection-free sparse convex optimization. In Dasgupta, S. and McAllester, D., editors, *Proceedings of the 30th International Conference on Machine Learning*, volume 28 of *Proceedings of Machine Learning Research*, pages 427–435, Atlanta, Georgia, USA. PMLR.
- Jamieson, K., Malloy, M., Nowak, R., and Bubeck, S. (2013).  $\text{lil' ucb}$  : An optimal exploration algorithm for multi-armed bandits.
- Jamieson, K. G. and Talwalkar, A. (2015). Non-stochastic best arm identification and hyperparameter optimization. *CoRR*, abs/1502.07943.
- Karnin, Z., Koren, T., and Somekh, O. (2013). Almost optimal exploration in multi-armed bandits. In *Proceedings of the 30th International Conference on International Conference on Machine Learning - Volume 28, ICML'13*, page III–1238–III–1246. JMLR.org.
- Katz-Samuels, J., Jain, L., Karnin, Z., and Jamieson, K. (2020). An empirical process approach to the union bound: Practical algorithms for combinatorial and linear bandits.
- Kaufmann, E., Cappé, O., and Garivier, A. (2016). On the complexity of best arm identification in multi-armed bandit models.
- Khachiyan, L. G. (1996). Rounding of polytopes in the real number model of computation. *Mathematics of Operations Research*, 21(2):307–320.
- Kiefer, J. and Wolfowitz, J. (1960). The equivalence of two extremum problems. *Canadian Journal of Mathematics*, 12:363–366.
- Kumar, P. and Yildirim, E. A. (2005). Minimum-volume enclosing ellipsoids and core sets. *J. Optim. Theory Appl.*, 126(1):1–21.
- Kveton, B., Zaheer, M., Szepesvári, C., Li, L., Ghavamzadeh, M., and Boutilier, C. (2019). Randomized exploration in generalized linear bandits. *CoRR*, abs/1906.08947.
- Lattimore, T. and Szepesvári, C. (2020). Bandit algorithms.
- Li, L., Chu, W., Langford, J., and Schapire, R. E. (2010). A contextual-bandit approach to personalized news article recommendation. *Proceedings of the 19th international conference on World wide web - WWW '10*.
- Li, L., Jamieson, K., DeSalvo, G., Rostamizadeh, A., and Talwalkar, A. (2018). Hyperband: A novel bandit-based approach to hyperparameter optimization.
- Li, L., Lu, Y., and Zhou, D. (2017). Provable optimal algorithms for generalized linear contextual bandits. *CoRR*, abs/1703.00048.
- McCullagh, P. and Nelder, J. A. (2019). *Generalized linear models*. Routledge.
- Pukelsheim, F. (2006). *Optimal Design of Experiments (Classics in Applied Mathematics) (Classics in Applied Mathematics, 50)*. Society for Industrial and Applied Mathematics, USA.
- Riquelme, C., Tucker, G., and Snoek, J. (2018). Deep bayesian bandits showdown: An empirical comparison of bayesian deep networks for thompson sampling.
- Roch, S. (2015). Modern discrete probability: An essential toolkit. *University Lecture*.
- Russo, D. (2016). Simple bayesian algorithms for best arm identification. *CoRR*, abs/1602.08448.
- Schlimmer, J. C. (1987). Automobile dataset. <https://archive.ics.uci.edu/ml/datasets/Automobile>.
- Soare, M., Lazaric, A., and Munos, R. (2014). Best-arm identification in linear bandits.

- Srinivas, N., Krause, A., Kakade, S. M., and Seeger, M. W. (2012). Information-theoretic regret bounds for gaussian process optimization in the bandit setting. *IEEE Transactions on Information Theory*, 58(5):3250–3265.
- Tao, C., Blanco, S., and Zhou, Y. (2018). Best arm identification in linear bandits with linear dimension dependency. In Dy, J. and Krause, A., editors, *Proceedings of the 35th International Conference on Machine Learning*, volume 80 of *Proceedings of Machine Learning Research*, pages 4877–4886. PMLR.
- Tripuraneni, N., Jin, C., and Jordan, M. I. (2021). Provable meta-learning of linear representations.
- Vershynin, R. (2019). High-dimensional probability.
- Wolke, R. and Schwetlick, H. (1988). Iteratively reweighted least squares: algorithms, convergence analysis, and numerical comparisons. *SIAM journal on scientific and statistical computing*, 9(5):907–921.
- Xu, L., Honda, J., and Sugiyama, M. (2018). Fully adaptive algorithm for pure exploration in linear bandits.
- Yang, J. and Tan, V. Y. F. (2021). Towards minimax optimal best arm identification in linear bandits.
- Yu, K., Bi, J., and Tresp, V. (2006). Active learning via transductive experimental design.

## A Proofs

We let  $K = \eta^l$  for some integer  $l \geq 2$  so  $s = \log(K) = l$ . This is for ease of reading in the analysis and proofs. We can deal with the cases in which  $l$  is not an integer using rounding operators.

*Proof of Lemma 1.* Fix stage  $t$ . Since  $t$  is fixed, we drop it in the rest of the proof. We start with

$$\Pr(\hat{\mu}_i > \hat{\mu}_1) = \Pr(x_i^\top \hat{\theta} > x_1^\top \hat{\theta}) \quad (9)$$

$$= \Pr((x_i - x_1)^\top \hat{\theta} > 0)$$

$$= \Pr((x_i - x_1)^\top V^{-1} \sum_{j=1}^n X_j Y_j > 0)$$

$$= \Pr((x_i - x_1)^\top V^{-1} (V^\top \theta_* + \sum_{j=1}^n X_j \epsilon_j) > 0)$$

$$= \Pr((x_i - x_1)^\top V^{-1} \sum_{j=1}^n X_j \epsilon_j > (x_1 - x_i)^\top \theta_*) \quad (10)$$

Now since  $\{\epsilon_j\}_{j \in [n]}$  are independent, mean zero,  $\sigma^2$ -sub-Gaussian random variables, if we define

$$W_i = (W_{i,1}, \dots, W_{i,n}) = (x_i - x_1)^\top V^{-1} (X_1, \dots, X_n) \in \mathbb{R}^n$$

then by Hoeffding's inequality (Theorem 2.6.3 in (Vershynin, 2019) or Theorem 2.39 in (Roch, 2015)) we can write and bound Eq. (10) as follows

$$\begin{aligned} \Pr\left(\sum_{j=1}^n W_{i,j} \epsilon_j > (x_1 - x_i)^\top \theta_*\right) &\leq 2 \exp\left(\frac{-((x_1 - x_i)^\top \theta_*)^2}{2\sigma^2 \|W_i\|_2^2}\right) \\ &= 2 \exp\left(\frac{-\Delta_i^2}{2\sigma^2 \|W_i\|_2^2}\right) \end{aligned} \quad (11)$$

It is important that the noise and features are independent. This is how we do not need adaptivity in each stage. Now since

$$\|W_i\|_2^2 = W_i W_i^\top = (x_i - x_1)^\top V^{-1} V V^{-1} (x_i - x_1) = (x_i - x_1)^\top V^{-1} (x_i - x_1)$$

we can bound Eq. (11) as follows

$$2 \exp\left(\frac{-\Delta_i^2}{2\sigma^2 \|W_i\|_2^2}\right) \leq 2 \exp\left(\frac{-\Delta_i^2}{2\sigma^2 \|x_i - x_1\|_{V^{-1}}^2}\right)$$

□

*Proof of Lemma 2.* Here we want to bound  $\Pr(\tilde{E}_t)$ . Let  $N_t$  denote the number of arms in  $\mathcal{A}_t$  whose  $\hat{\mu}$  is larger than  $\hat{\mu}_1$ , then by Lemma 1 we have

$$\begin{aligned} \mathbf{E}(N_t) &= \sum_{i \in \mathcal{A}_t} \Pr(\hat{\mu}_{i,t} > \hat{\mu}_{1,t}) \leq \sum_{i \in \mathcal{A}_t} 2 \exp\left(\frac{-\Delta_i^2}{2\sigma^2 \|x_i - x_1\|_{V_t^{-1}}^2}\right) \\ &\leq \sum_{i \in \mathcal{A}_t} 2 \exp\left(\frac{-\Delta_{\min,t}^2}{2\sigma^2 \|x_i - x_1\|_{V_t^{-1}}^2}\right) \\ &\leq 2|\mathcal{A}_t| \exp\left(\frac{-\Delta_{\min,t}^2}{2\sigma^2 \max_{i \in \mathcal{A}_t} \|x_i - x_1\|_{V_t^{-1}}^2}\right) \end{aligned}$$

Now Markov inequality gives

$$\begin{aligned}\Pr(\tilde{E}_t) &= \Pr(N_t \geq \frac{1}{\eta} |\mathcal{A}_t|) \leq \frac{\eta \mathbf{E}(N_t)}{|\mathcal{A}_t|} \\ &\leq 2\eta \exp\left(\frac{-\Delta_{\min,t}^2}{2\sigma^2 \max_{i \in \mathcal{A}_t} \|x_i - x_1\|_{V_t^{-1}}^2}\right)\end{aligned}$$

□

*Proof of Theorem 1.* By Lemma 2 the best arm is eliminated in one of the  $s = \log(K)$  stages with probability at most

$$\begin{aligned}\delta &\leq \sum_{t=1}^s \Pr(\tilde{E}_t) \\ &\leq 2 \sum_{t=1}^s \eta \exp\left(\frac{-\Delta_{\min,t}^2}{2\sigma^2 \max_{i \in \mathcal{A}_t} \|x_i - x_1\|_{V_t^{-1}}^2}\right) \\ &\leq 2\eta \log(K) \exp\left(\frac{-\Delta_{\min}^2}{2\sigma^2 \max_{i \in \mathcal{A}_t, t \in [s]} \|x_i - x_1\|_{V_t^{-1}}}\right) \\ &\leq 2\eta \log(K) \exp\left(\frac{-\Delta_{\min}^2}{4\sigma^2 \max_{i \in \mathcal{A}_t, t \in [s]} \|x_i\|_{V_t^{-1}}}\right)\end{aligned}$$

where we used Cauchy-Schwarz inequality in the last inequality. Now by Kiefer-Wolfowitz Theorem (Kiefer and Wolfowitz, 1960), we know that under the G-optimal or D-optimal design  $g_t(\pi^*) = \max_{i \in \mathcal{A}_t} \|x_i\|_{V_t^{-1}} = d_t/n \leq \frac{d \log(K)}{B}$ ,  $\forall t$ . Therefore,  $\max_{i \in \mathcal{A}_t, t \in [s]} \|x_i\|_{V_t^{-1}} \leq d_t/n \leq \frac{d \log(K)}{B}$  and

$$2\eta \log(K) \exp\left(\frac{-\Delta_{\min}^2}{4\sigma^2 \max_{i \in \mathcal{A}_t, t \in [s]} \|x_i\|_{V_t^{-1}}}\right) \leq 2\eta \log(K) \exp\left(\frac{-B\Delta_{\min}^2}{4d\sigma^2 \log(K)}\right) \quad (12)$$

□

*Proof of Lemma 3.* Since  $t$  is fixed we drop it in the rest of this proof. Let

$$\Lambda = \sum_{j=1}^n \dot{\mu}(X_j^\top \tilde{\theta}) X_j X_j^\top$$

where  $\tilde{\theta}$  is some convex combination of  $\theta_*$  and  $\hat{\theta}$  then

$$\begin{aligned}\Pr(x_i^\top \hat{\theta} > x_1^\top \hat{\theta}) &= \Pr(x_i^\top \hat{\theta} - x_i^\top \theta_* - \frac{\Delta_i}{2} > x_1^\top \hat{\theta} - x_1^\top \theta_* + \frac{\Delta_i}{2}) \\ &\leq \Pr(x_i^\top \hat{\theta} - x_i^\top \theta_* - \frac{\Delta_i}{2} > 0) + \Pr(x_1^\top \hat{\theta} - x_1^\top \theta_* + \frac{\Delta_i}{2} < 0) \\ &= \Pr(x_i^\top (\hat{\theta} - \theta_*) > \frac{\Delta_i}{2}) + \Pr(x_1^\top (\theta_* - \hat{\theta}) > \frac{\Delta_i}{2}) \\ &= \Pr(x_i^\top \Lambda^{-1} \sum_{j=1}^n X_j \epsilon_j > \frac{\Delta_i}{2}) + \Pr(-x_1^\top \Lambda^{-1} \sum_{j=1}^n X_j \epsilon_j > \frac{\Delta_i}{2})\end{aligned}$$

Note that we use  $\Delta_i$  for the gap before the mean function transformation. In the last inequality, we used the Lemma 1 in (Kveton et al., 2019). Now if we define

$$\begin{aligned}W_i &= (W_{i,1}, \dots, W_{i,n}) = x_i^\top \Lambda^{-1} (X_1, \dots, X_n) \in \mathbb{R}^n \\ \Rightarrow \|W_i\|_2^2 &= W_i W_i^\top = x_i^\top \Lambda^{-1} V \Lambda^{-1} x_i\end{aligned}$$

then by Hoeffding's inequality, we get

$$\begin{aligned}
\Pr(x_i^\top \Lambda^{-1} \sum_{j=1}^n X_j \epsilon_j > \frac{\Delta_i}{2}) &= \Pr(\sum_{j=1}^n W_{i,j} \epsilon_j > \frac{\Delta_i}{2}) \\
&\leq \exp\left(\frac{-\Delta_i^2}{8\sigma^2 \|W_i\|_2^2}\right) \\
\Pr(-x_1^\top \Lambda^{-1} \sum_{j=1}^n X_j \epsilon_j > \frac{\Delta_i}{2}) &= \Pr(-\sum_{j=1}^n W_{1,j} \epsilon_j > \frac{\Delta_i}{2}) \\
&\leq \exp\left(\frac{-\Delta_i^2}{8\sigma^2 \|W_1\|_2^2}\right)
\end{aligned}$$

Since  $\tilde{\theta}$  is not known in the process, we need to dig deeper. By assumption, we know  $c_{\min} \leq \dot{f}(x_i^\top \tilde{\theta})$  for some  $c_{\min} \in \mathbb{R}^+$  and for all  $i \in \mathcal{A}$ , therefore  $c_{\min}^{-1} V^{-1} \succeq \Lambda^{-1}$  by definition of  $\Lambda$ , and

$$\begin{aligned}
\|W_i\|_2^2 &= x_i^\top \Lambda^{-1} V \Lambda^{-1} x_i \\
&\preceq x_i^\top c_{\min}^{-1} V^{-1} V c_{\min}^{-1} V^{-1} x_i \\
&= c_{\min}^{-2} \|x_i\|_{V^{-1}}^2
\end{aligned}$$

so

$$\Pr(x_i^\top \hat{\theta} > x_1^\top \hat{\theta}) \leq \exp\left(\frac{-\Delta_i^2 c_{\min}^2}{8\sigma^2 \|x_i\|_{V^{-1}}^2}\right) + \exp\left(\frac{-\Delta_i^2 c_{\min}^2}{8\sigma^2 \|x_1\|_{V^{-1}}^2}\right)$$

□

*Proof of Lemma 4.* By Lemma 3 we have

$$\begin{aligned}
\mathbf{E}(N_t) &= \sum_{i \in \mathcal{A}_t} \Pr(\hat{\mu}_{i,t} > \hat{\mu}_{1,t}) \leq \sum_{i \in \mathcal{A}_t} \exp\left(\frac{-\Delta_i^2 c_{\min}^2}{8\sigma^2 \|x_i\|_{V_t^{-1}}^2}\right) + \exp\left(\frac{-\Delta_1^2 c_{\min}^2}{8\sigma^2 \|x_1\|_{V_t^{-1}}^2}\right) \\
&\leq 2|\mathcal{A}_t| \exp\left(\frac{-\Delta_{\min,t}^2 c_{\min}^2}{8\sigma^2 \max_{i \in \mathcal{A}_t} \|x_i\|_{V_t^{-1}}^2}\right)
\end{aligned}$$

Now Markov inequality gives

$$\Pr(\tilde{E}_t) = \Pr(N_t > 1/\eta |\mathcal{A}_t|) \leq 2\eta \exp\left(\frac{-\Delta_{\min,t}^2 c_{\min}^2}{8\sigma^2 \max_{i \in \mathcal{A}_t} \|x_i\|_{V_t^{-1}}^2}\right)$$

□

*Proof of Theorem 2.* By Lemma 4 we know that the best arm is eliminated in one of the  $s = \log(K)$  stages with a probability that satisfies

$$\begin{aligned}
\delta &\leq \sum_{t=1}^s 2\eta \exp\left(\frac{-\Delta_{\min,t}^2 c_{\min}^2}{8\sigma^2 \max_{i \in \mathcal{A}_t} \|x_i\|_{V_t^{-1}}^2}\right) \\
&\leq \sum_{t=1}^s 2\eta \exp\left(\frac{-\Delta_{\min}^2 c_{\min}^2}{8\sigma^2 \max_{i \in \mathcal{A}_t} \|x_i\|_{V_t^{-1}}^2}\right) \\
&\leq 2\eta \log(K) \exp\left(\frac{-\Delta_{\min}^2 c_{\min}^2}{8\sigma^2 \max_{i \in \mathcal{A}_t, t \in [s]} \|x_i\|_{V_t^{-1}}^2}\right)
\end{aligned}$$



Now by the Kiefer-Wolfowitz Theorem in (Kiefer and Wolfowitz, 1960), we know  $g_t(\pi^*) = \max_{i \in \mathcal{A}_t, t \in [s]} \|x_i\|_{V_t^{-1}} = d_t/n \leq \frac{d \log(K)}{B}$  under the G-optimal or D-optimal design, so with this design we have

$$\begin{aligned} \delta &\leq 2\eta \log(K) \exp\left(\frac{-\Delta_{\min}^2 c_{\min}^2}{8\sigma^2 \max_{i \in \mathcal{A}_t, t \in [s]} \|x_i\|_{V_t^{-1}}}\right) \\ &\leq 2\eta \log(K) \exp\left(\frac{-B\Delta_{\min}^2 c_{\min}^2}{8\sigma^2 d \log(K)}\right) \end{aligned}$$

□

## B E-optimal Design

We show in this section that tracking Lemma 1, we can drive bounds that lead us to E-optimal design. However, since our algorithm keeps eliminating arms,  $V_t$  could end up with a large singular value which makes E-optimal design an undesirable approach. The analysis here lead us to an E-optimal allocation for each stage since minimizing the maximum singular value of  $V$  appears to correspond to maximizing the accuracy. First we could follow a slightly different path than Lemma 1 to get the next Lemma. Let's let  $\varsigma_{\max}^2(V)$  be the maximum singular value of  $V$ .

**Lemma 5.** *For any sequence of sampled arms in stage  $t$ , the probability of another arm  $i$  dominating the best arm in GSE is bounded as follows*

$$\Pr(\hat{\mu}_{i,t} > \hat{\mu}_{1,t}) \leq 2 \exp\left(\frac{-\Delta_i^2}{8L^2\sigma^2\varsigma_{\max}^2(V_t^{-1})}\right) \quad (13)$$

*Proof.* First, we know

$$\|W_i\|_2^2 = (x_i - x_1)^\top V^{-1} (x_i - x_1) \quad (14)$$

$$\leq \max_{\|z\|=2L} z^\top V^{-1} z \quad (15)$$

$$= \max_{\|z'\|=1} 4L^2 z'^\top V^{-1} z' \quad (16)$$

$$\leq 4L^2 \varsigma_{\max}^2(V^{-1}) \quad (17)$$

so continuing from the proof of Lemma 1, we have

$$2 \exp\left(\frac{-\Delta_i^2}{2\sigma^2 \|W_i\|_2^2}\right) \leq 2 \exp\left(\frac{-\Delta_i^2}{8L^2\sigma^2\varsigma_{\max}^2(V^{-1})}\right)$$

and this concludes the proof based on Eq. (11).

□

We next bound the probability that the algorithm makes a mistake and eliminates the best arm in stage  $t$ . The bound in Eq. (13) motivates choosing a sample sequence,  $X_t$ , that minimizes the error probability by minimizing  $\varsigma_{\max}^2(V_t^{-1})$ . If we continue from Eq. (13) we can drive the bounds relating to an optimal design. We have the following Lemma to bound the error probability.

**Lemma 6.** *The probability that the best arm is eliminated in stage  $t$  of GSE is bounded as follows*

$$\Pr(\tilde{E}_t) \leq 2\eta \exp\left(\frac{-\Delta_{\min,t}^2}{8L^2\sigma^2\varsigma_{\max}^2(V_t^{-1})}\right)$$

*Proof.* Let  $N_t$  denote the number of arms in  $\mathcal{A}_t$  whose  $\hat{\mu}$  is larger than  $\hat{\mu}_1$ , then by Lemma 5 we have

$$\begin{aligned} \mathbb{E}(N_t) &= \sum_{i \in \mathcal{A}_t} \Pr(\hat{\mu}_{i,t} > \hat{\mu}_{1,t}) \leq \sum_{i \in \mathcal{A}_t} 2 \exp\left(\frac{-\Delta_i^2}{8L^2\sigma^2\varsigma_{\max}^2(V_t^{-1})}\right) \\ &\leq 2|\mathcal{A}_t| \exp\left(\frac{-\Delta_{\min,t}^2}{8L^2\sigma^2\varsigma_{\max}^2(V_t^{-1})}\right) \end{aligned}$$

Now we can use the Markov inequality as follows

$$\begin{aligned}\Pr(\tilde{E}_t) &= \Pr(N_t \geq \frac{1}{\eta} |\mathcal{A}_t|) \leq \frac{\eta \mathbf{E}(N_t)}{|\mathcal{A}_t|} \\ &\leq 2\eta \exp\left(\frac{-\Delta_{\min,t}^2}{8L^2\sigma^2\varsigma_{\max}^2(V_t^{-1})}\right)\end{aligned}$$

□

**Theorem 3.** GSE with the linear model of Eq. (1) correctly identifies the best arm with an error bound that satisfies the following stochastic bound

$$\delta \leq 2\eta \log(K) \exp\left(\frac{-\Delta_{\min}^2}{8L^2\sigma^2} \min_t \frac{1}{\varsigma_{\max}^2(V_t^{-1})}\right)$$

*Proof.* By Lemma 6 the best arm is eliminated in one of the  $s = \log(K)$  stages with probability at most

$$\begin{aligned}2\eta \sum_{t=1}^s \exp\left(\frac{-\Delta_{\min,t}^2}{8L^2\sigma^2\varsigma_{\max}^2(A_t^{-1})}\right) &\leq 2\eta \log(K) \exp\left(\frac{-1}{8L^2\sigma^2} \min_t \frac{\Delta_{\min,t}^2}{\varsigma_{\max}^2(V_t^{-1})}\right) \\ &= 2\eta \log(K) \exp\left(\frac{-\Delta_{\min}^2}{8L^2\sigma^2} \min_t \frac{1}{\varsigma_{\max}^2(V_t^{-1})}\right)\end{aligned}$$

This is because  $\Delta_{\min,t}^2/\varsigma_{\max}^2(V_t^{-1}) \geq \min_t \Delta_{\min,t}^2/\varsigma_{\max}^2(V_t^{-1})$  for any stage  $t$ . □

Now based on Theorem 3, to maximize the accuracy, we should minimize  $\varsigma_{\max}^2(V_t^{-1})$ , which is equal to maximizing the minimum eigenvalue of the information matrix,  $V_t V_t^\top$ . This corresponds to the E-optimal design. Based on the Kiefer-Wolfowitz Theorem (Kiefer and Wolfowitz, 1960), G-optimal design is equivalent to minimizing  $\max_{i \in \mathcal{A}} \|x_i\|_{V_t^{-1}}$ . Similar to Eq. (17) we can relate this directly to minimizing the  $\varsigma_{\max}^2(V_t^{-1})$ . Therefore this also relates to the G-optimal design (see Theorem 21.1 in Lattimore and Szepesvári 2020).

## C Optimal Design and the Frank Wolfe G-optimal design

In this section, we develop more details for our FW G-optimal algorithm. Let  $\pi : \mathcal{A}_t \rightarrow [0, 1]$  be a distribution on  $\mathcal{A}_t$ , so  $\sum_{i \in \mathcal{A}_t} \pi(i) = 1$ . For instance, based on Kiefer and Wolfowitz (1960) (or Theorem 21.1 (Kiefer–Wolfowitz) and equation 21.1 from Lattimore and Szepesvári 2020) we should sample arm  $i$  in stage  $t$ ,  $w_i$  times, in which

$$w_i = \left\lceil \frac{\pi(i)g_t(\pi)}{\varepsilon^2} \log(1/\delta) \right\rceil$$

where  $g_t(\pi) = \max_{i \in \mathcal{A}} \|x_i\|_{V_t^{-1}}$  and we know that  $g_t(\pi^*) = d_t$  by the same Theorem. Finding  $\pi^*$  is a convex problem for finite number of arms and can be solved using Frank-Wolfe algorithm (read note 3 from section 21 in Lattimore and Szepesvári 2020). After we get the optimal design  $\pi^*$ , we can get the optimal allocation using a randomized rounding. There are algorithms that avoid randomized rounding by starting with an allocation problem (see Section 7). We develop yet another efficient algorithm for the optimal design in Section 6.

Khachiyan in Khachiyan (1996) showed that if we run the FW algorithm for  $O(d \log \log K + d)$  iterations, we get  $g_t(\hat{\pi}) \leq d_t$ , where  $\hat{\pi}$  is the FW solution. More precisely, we get the following error bounds as a corollary.

**Corollary 1.** If we use GSE with FWG for Exploration, for  $N = O(d \log \log K + d)$  iterations, then

$$\delta \leq 2\eta \log(K) \exp\left(\frac{-B\Delta_{\min}^2}{4d\sigma^2 \log(K)}\right)$$

*Proof.* As in Eq. (12) we just use  $g(\hat{\pi}) \leq d_t/n \leq \frac{d \log_\eta K}{B}$ , where  $\hat{\pi}$  is derived according to the algorithm in Khachiyan (1996).  $\square$

Also, Kumar and Yildirim (2005) suggested an initialization of the FW algorithm which helps get a bound independent of number of arms. In particular, we get the following corollary.

**Corollary 2.** *If we use the GSE using FW algorithm to find a G-optimal design with  $N = O(d \log \log d)$  iterations starting from the initialization advised in Kumar and Yildirim (2005), then the accuracy is lower bounded as below;*

$$\delta \leq 2\eta \log(K) \exp\left(\frac{-B\Delta_{\min}^2}{8d\sigma^2 \log(K)}\right)$$

*Proof.* By Theorem 2.3 in Ahipasaoglu et al. (2008) or note 21.2 in Lattimore and Szepesvári (2020) we get  $g(\hat{\pi}) \leq 2d/n$ . The rest is same as in Corollary 1.  $\square$

The same exact sort of Corollaries hold for GLM as well by starting from Theorem 2.

It worth noting that based on the connection between D-optimal and G-optimal through the Kiefer-Wolfowitz Theorem (Kiefer and Wolfowitz, 1960), we can also look at the FW algorithm for a D-optimal allocation. In D-optimal design, we seek to minimize  $\det(V_t^{-1})$  which is equal to minimizing  $h_t(\pi) = -\det(V_t)$  and we get

$$\nabla_{\pi_i} h_t(\pi) = -\det(V_t) \text{tr}\left(V_t^{-1} \frac{\partial V_t}{\partial \pi_i}\right) = -\det(V_t) \text{tr}\left(V_t^{-1} x_i x_i^\top\right)$$

We can use this in FWG algorithm to implement the D-optimal allocation. The experimental results show similar performance using both G and D optimal allocation.

## D Comparison of Regret Bounds to the Related Work

In this section, we want to compare our analytical bounds to some related works.

### D.1 BayesGap

Based on Theorem 1 in Hoffman et al. (2014) we know if  $\theta_* \sim \mathcal{N}(0, \eta_b^2 I)$  then BayesGap simple regret has the following bound for any  $\epsilon > 0$

$$\Pr(\mu_1 - \mu_\zeta \geq \epsilon) \leq KB \exp\left(-\left(\frac{B-K}{\sigma^2} + \frac{\kappa_b}{\eta_b^2}\right)/8H_\epsilon\right)$$

where  $\kappa_b = \sum_{i \in \mathcal{A}} \|x_i\|^{-2}$  and  $H_\epsilon = \sum_{i \in \mathcal{A}} (\max(0.5(\Delta_i + \epsilon), \epsilon))^{-2}$ . We use the following assumptions to transform the bounds in way comparable to our bounds. Namely we use  $\epsilon = 0$ ,  $\eta_b^2 = 1$ ,  $\sigma^2 = 1$  and we know that  $\sum_{i \in \mathcal{A}} \Delta_i^{-2} \leq K\Delta_{\min}^{-2}$ ,  $\kappa_b \geq KL^{-2} = K$  where  $L = 1$ . In this setting, the error bounds satisfy the following

$$\Pr(\mu_1 - \mu_\zeta \geq 0) \leq KB \exp\left(\frac{-B\Delta_{\min}^2}{32K}\right) \quad (18)$$

This bound is comparable to our bounds in Theorem 1. With the same assumptions, the regret (error) bound of GSE with G-optimal design is

$$\Pr(\mu_1 - \mu_\zeta \geq 0) \leq 2\eta \log(K) \exp\left(\frac{-B\Delta_{\min}^2}{4d \log(K)}\right) \quad (19)$$

Comparing Eq. (18) and Eq. (19) we can see the improvements that GSE has over BayesGap. In terms of  $K$ , we improve the linear dependence to log factors while in  $B$ , we improve by eliminating the linear factor to constant and exponents.

## D.2 Peace

The error bound for Peace in Theorem 7 of Katz-Samuels et al. (2020) is as follows;

$$\Pr(\zeta \neq 1) \leq 2\lceil \log(\gamma(\mathcal{X})) \rceil \exp\left(\frac{-B}{c'(\rho^* + \gamma^*) \log(\gamma(\mathcal{X}))}\right) \quad (20)$$

for  $B \geq c \max((\rho^* + \gamma^*), d) \log(\gamma(\mathcal{X}))$  where  $\mathcal{X}$  is the set of all arms  $\{x_i\}_{i \in \mathcal{A}}$ ,  $c'$  is a constant and

$$\gamma(X) := \min_{\lambda \in \Delta} \mathbf{E}_{\xi \sim N(0, I_d)} \left( \sup_{x, x' \in X} (x - x')^\top V^{-1/2}(\lambda) \xi \right)$$

with  $\Delta$  being a probability simplex and  $X \subset \mathcal{X}$  is any subset of arms,  $V(\lambda) = \sum_{i \in \mathcal{A}} \lambda_i x_i x_i^\top$  and  $V^{-1/2} = (V^{-1})^{1/2}$  i.e.  $V^{-1/2} V^{-1/2} = V^{-1}$ . Also

$$\rho^* := \inf_{\lambda \in \Delta} \rho^*(\lambda), \quad \text{where} \quad \rho^* := \sup_{x \in \mathcal{X} \setminus \{x_1\}} \frac{\|x_1 - x\|_{V(\lambda)}^2}{(\theta_*^\top (x_1 - x))^2} \quad (21)$$

$$\gamma^* := \inf_{\lambda \in \Delta} \gamma^*(\lambda), \quad \text{where} \quad \gamma^*(\lambda) := \mathbf{E}_{\xi \sim N(0, I_d)} \left( \sup_{z \in \mathcal{Z} \setminus \{z_*\}} \frac{(z_* - z)^\top V(\lambda)^{-1/2} \xi}{\theta^\top (z_* - z)} \right)^2$$

By Proposition 1 in Katz-Samuels et al. (2020), we know  $\gamma^* \geq c\rho^*$  since  $\inf_{x \neq x_1} \inf_{\lambda \in \Delta} \frac{\|x_1 - x\|_{V(\lambda)}^2}{(\theta_*^\top (x_1 - x))^2} \ll \rho^*$ . This claim is not proved in Katz-Samuels et al. (2020) though. As such we can give advantage to Peace and assume the bound Eq. (20) is rather

$$\begin{aligned} \Pr(\zeta \neq 1) &\leq 2\lceil \log(\gamma(\mathcal{X})) \rceil \exp\left(\frac{-B}{c\rho^* \log(\gamma(\mathcal{X}))}\right) \\ &\leq 2\lceil \log(\gamma(\mathcal{X})) \rceil \exp\left(\frac{-B\Delta_{\min}^2}{c \max_{i \in \mathcal{A}} \|x_i - x_1\|_{V^{-1}} \log(\gamma(\mathcal{X}))}\right) \quad \text{By 21} \end{aligned}$$

By the claim after Theorem 7 in Katz-Samuels et al. (2020)  $\log(\gamma(\mathcal{X})) = O(\log(d))$  for linear bandits. This claim is not proved in Katz-Samuels et al. (2020) neither. Now the bound is

$$2\lceil \log(d) \rceil \exp\left(\frac{-B\Delta_{\min}^2}{c \max_{i \in \mathcal{A}} \|x_i - x_1\|_{V^{-1}} \log(d)}\right)$$

which in the instances where  $d < k$  could be better than Eq. (2).

On the other hand, by definition of  $\gamma$  we know

$$\begin{aligned} \gamma^* &\leq \inf_{\lambda \in \Delta} \mathbf{E}_{\xi \sim N(0, I)} \left( \sup_{x \in \mathcal{X} \setminus \{x_1\}} (x_1 - x)^\top V(\lambda)^{-1/2} \xi \right)^2 / \sup_{x \in \mathcal{X}} (\theta^\top (x_1 - x))^2 \\ &= \gamma(\mathcal{X}) / \Delta_{\min}^2 \end{aligned} \quad (22)$$

Also by Proposition 1 in Katz-Samuels et al. (2020)  $\rho^* \leq \rho^* \log K$  so we can rewrite Eq. (20) as

$$\begin{aligned} \Pr(\zeta \neq 1) &\leq 2\lceil \log(\gamma(\mathcal{X})) \rceil \exp\left(\frac{-B}{c'\rho^*(1 + \log K) \log(\gamma(\mathcal{X}))}\right) \\ &\leq 2\lceil \log(d) \rceil \exp\left(\frac{-B\Delta_{\min}^2}{c' \max_{i \in \mathcal{A}} \|x_i - x_1\|_{V^{-1}} \log K \log(d)}\right) \end{aligned}$$

which under G-optimal design is

$$2\lceil \log(d) \rceil \exp\left(\frac{-B\Delta_{\min}^2}{c'd \log K \log(d)}\right)$$

Now we can compare this with Eq. (3) and notice the extra  $\log d$  in the exponent of Peace bound. All in all, it is not easy to compare our bounds to Peace bounds.

Similar to above, using Proposition 1 and the claims in Katz-Samuels et al. (2020), for the lower bound required for Peace budget we have

$$\begin{aligned}
B &\geq c \max([\rho^* + \gamma^*], d) \log(\gamma(\mathcal{Z})) \\
&\gtrsim c [\rho^* + \gamma^*] \log d \\
&\geq c \rho^* \log d \\
&= c \log d \frac{\max_{i \in \mathcal{A}} \|x_i - x_1\|_{V^{-1}}^2}{\Delta_{\min}^2}
\end{aligned}$$

wherein the second inequality we used the claim that  $\log(\gamma(\mathcal{Z})) = O(\log d)$  so we used  $\gtrsim$  to account for that.

### D.3 OD-LinBAI

Let

$$H_{2,\text{lin}} = \max_{2 \leq i \leq d} \frac{i}{\Delta_i^2}$$

and

$$\begin{aligned}
m &= \frac{B - \min\left(K, \frac{d(d+1)}{2}\right) - \sum_{r=1}^{\lceil \log(d) \rceil - 1} \left\lfloor \frac{d}{2^r} \right\rfloor}{\lceil \log(d) \rceil} \\
&= \frac{B - \min\left(K, \frac{d(d+1)}{2}\right) - (d-2)}{\lceil \log(d) \rceil} \\
&\simeq \begin{cases} \frac{B-K-d+2}{\log(d)} & K \leq \frac{d(d+1)}{2} \\ \frac{B-d/2(d+3)+2}{\log(d)} & K > \frac{d(d+1)}{2} \end{cases}
\end{aligned}$$

where the almost equal is only due to removing the rounding operator. For the *OD-LinBAI* algorithm (Yang and Tan, 2021) the error bound in theorem 2 is

$$\begin{aligned}
\Pr(\zeta \neq 1) &\leq \left(\frac{4K}{d} + 3 \log(d)\right) \exp\left(\frac{-m}{32H_{2,\text{lin}}}\right) \\
&\leq \left(\frac{4K}{d} + 3 \log(d)\right) \exp\left(\frac{-m\Delta_{\min}^2}{32d}\right) \\
&\simeq \left(\frac{4K}{d} + 3 \log(d)\right) \begin{cases} \exp\left(-\frac{(B-K-d+2)\Delta_{\min}^2}{32d \log(d)}\right) & K \leq \frac{d(d+1)}{2} \\ \exp\left(-\frac{(B-d/2(d+3)+2)\Delta_{\min}^2}{32d \log(d)}\right) & K > \frac{d(d+1)}{2} \end{cases} \\
&= \left(\frac{4K}{d} + 3 \log(d)\right) \begin{cases} \exp\left(\frac{(K+d-2)}{32d \log(d)}\Delta_{\min}^2\right) \exp\left(\frac{-B\Delta_{\min}^2}{32d \log(d)}\right) & K \leq \frac{d(d+1)}{2} \\ \exp\left(\frac{(d(d+3)/2-2)}{32d \log(d)}\Delta_{\min}^2\right) \exp\left(\frac{-B\Delta_{\min}^2}{32d \log(d)}\right) & K > \frac{d(d+1)}{2} \end{cases}
\end{aligned}$$

which seems to replace  $d \log(K)$  with  $d \log(d)$  in the exponent denominator but puts extra terms in the exponent like  $(K+d)\Delta_{\min}^2$  and  $d^2\Delta_{\min}^2$  ignoring the constants. Also out of exponent has  $K/d + \log(d)$  vs our  $\log(K)$ . We know that  $K/d$  could be exponentially large.

## E Cumulative Regret and Fixed Confidence Baselines

By Proposition 33.2 in Lattimore and Szepesvári (2020) there is a connection between the policies designed for minimizing the cumulative regret and BAI policies. However, by the discussion after corollary 33.2 in Lattimore and Szepesvári (2020) the cumulative regret algorithms could underperform for BAI depending on the bandit instance. This is because these algorithms mostly sample the optimal arm and play suboptimal arms barely enough to ensure they are not optimal. In BAI, this

leads to a highly suboptimal performance with asymptotically polynomial simple regret. However, we can compare our BAI algorithm with cumulative regret bandit algorithms as a sanity check or potential competitor. We modify the cumulative regret algorithms into a BAI using a heuristic recommendation policy, mainly by returning the most frequently played arm.

We take LinUCB algorithm (Li et al., 2010) and let  $x_t \in R^d$  be the pulled arm in stage  $t$ , and let the number of stages be equal  $B$ . LinUCB has the following upper bound on its expected  $B$ -stage regret. With probability at least  $1 - \delta$ ,

$$x_1^\top \theta_* - \left( \frac{1}{B} \sum_{t=1}^B x_t \right)^\top \theta_* \leq \tilde{O} \left( d \sqrt{\frac{\log(1/\delta)}{B}} \right)$$

where  $\tilde{O}$  hides additional log factors in  $B$  (Li et al., 2010). Note that this is a high-probability guarantee on the near-optimality of the average of played arms, the average feature vectors of all pulled arms. In a finite arm case, like our setting, we take the most frequently played arm, call it  $\varrho$ , as the best arm. The reason is that a cumulative regret algorithm plays the potentially best arm the most. We conjecture this is same as the average of played arms, since when we have large enough budget the mode (i.e.  $\varrho$ ) converges to the mean by the Central Limit Theorem. If we set  $d\sqrt{\log(1/\delta)/B} = \Delta_{\min}$  then  $\delta = \exp(-B\Delta_{\min}^2/d^2)$  which is of same order (except we get  $d$  instead of  $d^2$  which is better) as our bound in Theorem 1 also we used  $\tilde{O}$  here.

For the GLM case, we employ UCB-GLM algorithm (Li et al., 2017) which improves the results of *GLM-UCB* (Filippi et al., 2010). According to their most optimistic bound in Theorem 4 of Li et al. (2017), we know the UCB-GLM cumulative regret is less than  $Cc_{\min}\sigma^2/\kappa_l\sqrt{dB\log(B/\delta)}$  for  $B$  samples, where  $\kappa_l$  lower bounds the local behavior of  $\dot{\mu}(x)$  near  $\theta_*$  and  $C$  is a positive universal constant. Now since simple regret is upper bounded by the cumulative regret, this is also a simple regret bound if we return  $\varrho$ , i.e.

$$\begin{aligned} \mu(x_1^\top \theta_*) - \mu(x_\varrho^\top \theta_*) &\leq \sum_{t=1}^B \mu(x_1^\top \theta_*) - \mu(x_t^\top \theta_*) \\ &\leq Cc_{\min}\sigma^2/\kappa_l\sqrt{dB\log(B/\delta)} \end{aligned}$$

Now if we set this expression equal  $\Delta_{\min}$  we have

$$\delta = B \exp \left( \frac{-\Delta_{\min}^2 \kappa_l^2}{c_{\min}^2 dB} \right)$$

which is comparable to the bound in Theorem 2 but has a slower decrease in  $B$ .

We could also turn an FC BAI algorithm into a FB algorithm by stopping at the budget limit and using their recommendation rule. We do a grid search and use the best  $\delta$  for them. LinGapE algorithm (Xu et al., 2018) is the state-of-art algorithm that performs the best among many (Degenne et al., 2020). By their Theorem 2, we require access to  $\{\Delta_i\}_{i \in \mathcal{A}}$  to access the bound and find a proper  $\delta$  for a given  $B$ . This is not very desirable from a practical point of view since we need to know  $\{x_i\}_{i \in \mathcal{A}}$  and  $\theta_*$  beforehand. As such, in our experiments, we find the best  $\delta$  by a grid search based on the empirical performance of the algorithm for FB BAI. We chose the best one for them in their favor.

## F FC Best-Arm Identification related work

In this section, we discuss the works related to the FC setting in more detail. There are several BAI algorithms for linear bandits under the FC setting. We only discuss the main algorithms. Soare et al. (2014) proposed the  $\mathcal{XY}$  algorithms based on transductive experimental design (Yu et al., 2006). In the static case, they fix all arm selections before observing any reward; as a result, it cannot estimate the near-optimal arms. The remedy is an algorithm that adapts the sampling based on the rewards history to assign most of the budget on distinguishing between the suboptimal arms. Abbasi-yadkori et al. (2011) introduced a confidence bound<sup>2</sup> for adaptive strategies which is looser than the static bounds by a  $\sqrt{d}$  factor. The  $\mathcal{XY}$ -adaptive is trying to avoid the extra factor as a semi-adaptive

<sup>2</sup>These bounds are based on the Azuma's inequality (Azuma, 1967).

algorithm. This algorithm improves the sample complexity in theory, but the algorithm must discard the history of previous phases to apply the bounds. This empirically degrades the performance as shown in Xu et al. (2018).

Xu et al. (2018) proposed the LinGapE algorithm which avoids the  $\sqrt{d}$  factor by careful construction of the confidence bounds. However, the sample complexity of their algorithm is linear in  $K$ , which is not desirable. In this paper, we derive error bounds logarithmic in  $K$  for both linear and generalized linear models.

## G Experimental results detail

We used a combination of computing resources. The main resource we used is the USC Center for Advanced Research Computing (<https://carc.usc.edu/>). Their typical compute node has dual 8 to 16 core processors and resides on a 56 gigabit FDR InfiniBand backbone, each having 16 GB memory. We also used a PC with 16 GB memory and Intel(R) Core(TM) i7-10750H CPU. For the Peace runs we even tried Google Cloud c2-standard-60 instances with 60 CPUs and 240 GB memory.

## H Heuristic Exploration for General Model

Here we design an optimal allocation For a general model in GSE. Let's start with the following example; consider  $K + 1$  arms such that  $x_i = e_1 + e_1 * \xi$  where  $\xi \sim N(0, 0.001)$  for  $i \in \{1, \dots, K\}$  and  $x_{K+1} = e_2$ . If we have  $B = 2K$ , in this example, an optimal design would be to sample each  $\{x_1, \dots, x_K\}$  one time and sample  $x_{K+1}$ ,  $K$  times. This is very different than a uniform exploration and motivates our idea of a generalized optimal design as follows. In each stage, cluster the remaining arms into  $m$  clusters, e.g. using k-means on the  $x_i$ 's, then divide the budget equally between the clusters. Now in each cluster do a uniform exploration. In this way, the arms in larger clusters get a smaller budget and we get an equal amount of information in all the directions.

For a general contextual setting, we can embed the features to a lower dimension space and then apply the previous algorithms. The candidates include Principle Component Analysis, Method of Moments (Tripuraneni et al., 2021), and encoding with Neural Networks (Riquelme et al., 2018).