
VALUE: A Multi-Task Benchmark for Video-and-Language Understanding Evaluation

Linjie Li^{*1}, Jie Lei^{*2}, Zhe Gan¹, Licheng Yu², Yen-Chun Chen¹,
Rohit Pillai¹, Yu Cheng¹, Luowei Zhou¹, Xin Eric Wang³, William Yang Wang⁴,
Tamara L. Berg², Mohit Bansal², Jingjing Liu⁵, Lijuan Wang¹, Zicheng Liu¹

¹Microsoft Corporation ²UNC Chapel Hill

³UC Santa Cruz ⁴UC Santa Barbara ⁵Tsinghua University

{lindsey.li,zhe.gan,yen-chun.chen,rohit.pillai,

yu.cheng,luowei.zhou,lijuanw,zliu}@microsoft.com

{jielei,licheng,tlberg,mbansal}@cs.unc.edu

xwang366@ucsc.edu, william@cs.ucsb.edu, JJLiu@air.tsinghua.edu.cn

Abstract

Most existing video-and-language (VidL) research focuses on a single dataset, or multiple datasets of a single task. In reality, a truly useful VidL system is expected to be easily generalizable to diverse tasks, domains, and datasets. To facilitate the evaluation of such systems, we introduce Video-And-Language Understanding Evaluation (VALUE) benchmark, an assemblage of 11 VidL datasets over 3 popular tasks: (i) text-to-video retrieval; (ii) video question answering; and (iii) video captioning. VALUE benchmark aims to cover a broad range of video genres, video lengths, data volumes, and task difficulty levels. Rather than focusing on single-channel videos with visual information only, VALUE promotes models that leverage information from both video frames and their associated subtitles, as well as models that share knowledge across multiple tasks. We evaluate various baseline methods with and without large-scale VidL pre-training, and systematically investigate the impact of video input channels, fusion methods, and different video representations. We also study the transferability between tasks and conduct multi-task learning under different settings. The significant gap between our best model and human performance calls for future study for advanced VidL models. VALUE is available at <https://value-benchmark.github.io/>.²

1 Introduction

Joint video-and-language (VidL) understanding sits at the nexus of computer vision and natural language processing (NLP), and has attracted rapidly growing attention from both communities. Popular tasks include text-based video retrieval [73, 28, 56, 35, 36], video moment retrieval [7, 21, 28, 35, 36], video question answering [71, 25, 32, 33], and video captioning [56, 73, 78, 35]. However, existing works [41, 26, 29, 20, 53, 45] in this field are often evaluated on distinct datasets under different experimental settings, making fair comparison difficult between methods. Meanwhile, most works are evaluated on a limited set of tasks, thus difficult to measure as a universal VidL system. As exemplary, in the NLP community, GLUE [65] and SuperGLUE [64] have evolved into prominent evaluation frameworks that continue to push the frontier of natural language understanding, due to their broad coverage of NLP tasks with diverse training data volumes, task genres, and unified task formulation.

* Equal contribution.

²VALUE competition will be held in conjunction with CLVL workshop at ICCV 2021, <https://sites.google.com/view/iccv21clvl/home>.

Table 1: Statistics of video data used in VALUE benchmark. Multi-channel ratio refers to percentage of videos with subtitles. Video lengths are measured in terms of seconds (s) on average.

Video Data	Source	#Video	Multi-channel Ratio	Length
TV (TVQA, TVR, TVC)	TV episodes	21.8K	100%	76s
How2 (How2R, How2QA)	Instructional Videos on Youtube	31.7K	99.36%	59s
VIOLIN	TV episodes, Movie Clips	15.9K	99.33%	40s
VLEP	TV episodes, Vlog on Youtube	10.2K	98.11%	32s
YouCook2 (YC2C, YC2R)	Cooking Videos on Youtube	15.4K	94.40%	20s
VATEX (VATEX-EN-R/C)	Various Youtube Videos	41.3K	50.93%	10s

Inspired by them, to better benchmark advances in VidL research, we introduce **Video-And-Language Understanding Evaluation (VALUE)** benchmark, an online platform with a compilation of 11 VidL datasets for model evaluation and comparison. There are several contributions that render VALUE a unique and valuable asset to the community. *(i) Diversity:* To evaluate the versatility and generalizability of VidL systems, our benchmark includes diverse tasks, including video retrieval, question answering (QA), and captioning (see Section 3 for details). VALUE also covers a broad range of video genres, video lengths, and data volumes. *(ii) Multi-channel video inputs:* Videos are multi-channeled and usually contain frames, audio, and textual information. Most of the existing works, however, only focus on the use of video frames. In our benchmark, we provide both video frames and their accompanying dialogues in the form of subtitle sentences³ as video inputs. Tasks that require multi-channel information for inference are preferable. In TVQA [32], for example, the cues to answering the questions are usually in both visual and dialogue content. *(iii) Task difficulties:* Our benchmark is challenging and hard-to-game. We found that even the best VidL models we tested underperform human baselines by a large margin, suggesting great space for improvement. *(iv) Easy evaluation:* For each dataset, we select a representative metric from a set of standard metrics for evaluation. We divide the datasets into 3 categories, and rank participants in each category based on the meta-average score across associated tasks. For the VALUE leaderboard, we provide a universal target metric (*i.e.*, the meta-average score across all the tasks) to track progress. We also release rich pre-extracted video frame features, offer starter code, and withhold private test data for reliable evaluation on our evaluation server.

To provide an in-depth analysis of our VALUE benchmark, we evaluate a number of baselines with and without pre-training, and systematically assess the effects of video input channels, fusion methods, and different video representations. We also investigate the transferability between tasks and the effect of multi-task training under various settings (*e.g.*, multi-task learning by task type or by data domain). Video-and-language understanding is challenging, as it encompasses a wide range of areas such as visual and linguistic semantic understanding, spatial-temporal grounding, multimodal fusion, and commonsense reasoning. We envision that VALUE will inspire active research and discussion in the community. More details are available at <https://value-benchmark.github.io/>.

2 Related Work

Publicly accessible large-scale multi-task benchmarks [12, 65, 64, 23, 37] have facilitated recent advances [16, 75, 42, 74, 67, 18, 49] in NLP. For example, SentEval [12] contains a collection of natural language tasks, such as sentiment analysis [50, 59], entailment [10] and semantic textual similarity [4, 5, 2, 1, 3]. While SentEval aims at evaluating sentence-level vector representations, GLUE [65] advanced it by removing all restrictions on the model – GLUE is designed to be model-agnostic, allowing the evaluation of any type of representation. With the introduction of large-scale transformer [62] language models such as BERT [16], RoBERTa [42], XLNET [75] and OpenAI GPT [55], the headroom of GLUE is drastically decreasing. SuperGLUE [64] was later proposed as a more rigorous test for language understanding, which incorporates more challenging and diverse tasks. XTREME [23] and XGLUE [37] have also been proposed for benchmarking multilingual language understanding. Our VALUE benchmark shares similar merit to these language understanding benchmarks, focusing on understanding and generation tasks in the video-and-language domain.

Compared to the blossoming of natural language benchmarks, video-and-language (VidL) understanding still lacks a large-scale benchmark to systematically track advances in this area. Methods

³ASR can be applied when subtitles are not available.

Table 2: Statistics of datasets in VALUE benchmark. Ground-truth annotations on Test (leaderboard) split are hidden from the public, and used to rank model performance. (†) VIOLIN and VLEP are 2-way classification tasks, which are considered as special QA tasks in our benchmark for simplicity. *AveR* denotes Average Recall at {1, 5, 10}, *Acc.* = Classification Accuracy.

Task	Dataset	Data Statistics (# videos/ # queries, QAs, captions)				Metrics
		Train	Val	Test (public)	Test (leaderboard) ⁴	
Retrieval	TVR [35]	17.4K/87.1K	2.2K/10.9K	-	2.2K/10.9K	AveR
	How2R [36]	21.3K/27.1K	1.0K/1.3K	-	1.0K/1.3K	
	YC2R [78]	10.3K/10.3K	3.5K/3.5K	-	1.6K/1.6K	
	VATEX-EN-R [66]	26.0K/259.9K	3.0K/30.0K	-	6.0K/60.0K	
QA	TVQA [32]	17.4K/122.0K	2.2K/15.3K	-	2.2K/15.3K	Acc.
	How2QA [36]	24.5K/34.2K	3.1K/3.1K	-	3.1K/3.1K	
	VIOLIN [†] [40]	12.7K/76.1K	1.6K/9.6K	1.6K/9.6K	1.3K/7.7K	
	VLEP [†] [34]	7.2K/20.1K	1.6K/4.4K	-	1.5K/4.2K	
Captioning	TVC [35]	17.4K/86.7K	10.8K/43.6K	-	10.8K/43.6K	CIDEr-D
	YC2C [78]	10.3K/10.3K	3.5K/3.5K	-	1.6K/1.6K	
	VATEX-EN-C [66]	26.0K/259.9K	3.0K/30.0K	6.0K/60.0K	6.2K/62.8K	

developed [60, 80, 46, 41, 26, 29, 36, 20, 53, 31, 61, 45, 39, 77] in this field are often evaluated on different tasks, datasets and experimental settings, making fair comparison difficult. The Pentathlon Challenge [6] held at CVPR 2020 combines 5 text-based video retrieval tasks to compare models using a set of pre-extracted expert features. However, the Challenge only focuses on a single task, and limits the models to only using offline extracted features. In contrast, VALUE is designed to incorporate a diverse set of tasks, including text-based video retrieval [78, 66], video moment retrieval [35, 36], video question answering [32, 36], video captioning [78, 66, 35], video-and-language inference [40], and next event prediction [34]. Meanwhile, VALUE is model-agnostic and welcomes methods of all kinds.

3 VALUE Benchmark Tasks

VALUE aims to provide a one-stop evaluation for multi-channel video understanding on 3 common video-and-language (VidL) tasks: (i) text-based video retrieval; (ii) video question answering (QA); and (iii) video captioning. To construct a comprehensive evaluation benchmark, we include recent datasets collected on multi-channel videos: TVR [35], How2R [36], TVQA [32], How2QA [36], VIOLIN [40], VLEP [34] and TVC [35]. Since most of these datasets focus on understanding long videos in TV/movie domain, we further select another two popular datasets, YouCook2 [78] and VATEX [66], originally built on shorter single-channel YouTube videos, to cover diverse video genres and lengths. In total, VALUE assembles 11 diverse VidL datasets.⁵ There are other VidL datasets on single-channel videos that are not included in VALUE, due to the difficulties in collecting hidden test set [11, 73, 8], unnatural annotations [72], or the lack of subtitle channel in GIF videos [25].

Table 1 summarizes the statistics of video data provided in VALUE. The videos come from diverse domains, ranging from TV episodes and movie clips with different temporal dynamics, event shifts and people interactions, to instructional videos and vlogs dominated by monologues with less human-centered scenes. Average video length varies from 10 to 76 seconds. All the video datasets except VATEX [66] have a high multi-channel ratio (proportion of videos to subtitles). Table 2 summarizes the selected tasks and datasets. Figure 1 shows an illustration of the VALUE benchmark.

Our VALUE evaluation server is hosted on CodaLab.⁶ In the following subsections, we will introduce each task. The benchmark site shows the scores per-task and a meta-average of those scores across all tasks to determine a system’s rank on the leaderboard.

⁴The ground-truth annotations on Test (leaderboard) split are either obtained from the author or collected following the same procedure as in the original paper.

⁵Video features, subtitles and annotations for all the VALUE tasks are released at <https://github.com/value-benchmark/DataRelease>. Due to copyright issue, we are unable to publish raw videos. However, we provide all the YouTube ids/TV episode versions along with their original timestamps to facilitate end-to-end training on VALUE benchmark.

⁶See our submission page for details: <https://value-benchmark.github.io/submission.html>.

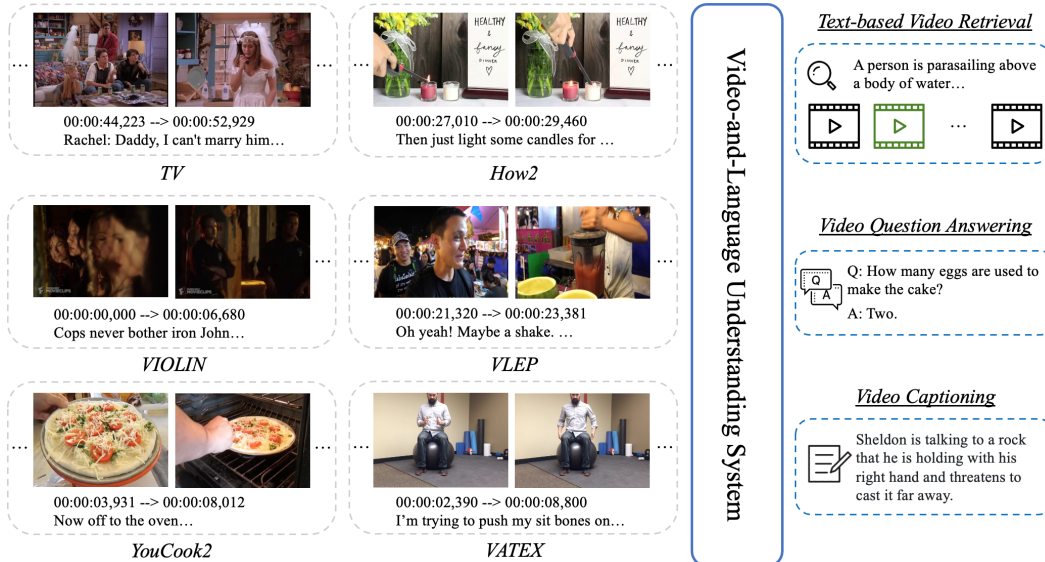


Figure 1: An illustration of VALUE benchmark. VALUE provides a one-stop evaluation for multi-channel video understanding on 3 common video-and-language tasks: (i) text-based video retrieval; (ii) video question answering; and (iii) video captioning. The videos in VALUE come from 6 data sources, covering diverse genres and domains.

3.1 Text-based Video Retrieval Tasks

In VALUE, there are two types of text-based video retrieval tasks: (i) Video Corpus Moment Retrieval (VCMR): TVR and How2R datasets; and (ii) Video Retrieval (VR): YouCook2 Retrieval (YC2R) and VATEX Retrieval (VATEX-EN-R) datasets. VR requires a model to retrieve the most relevant video clip from the video corpus described by the textual query. VCMR is more challenging, requiring a model to not only retrieve the most relevant video clip from the video corpus, but also locate the relevant moment in the retrieved video clip. Stand-alone evaluation on temporal moment localization tasks [7, 21] is not included in our benchmark, as the two VCMR tasks already evaluate the ability of the model to localize relevant moment as a sub-task. The upper block of Table 2 summarizes the statistics of the 4 datasets for retrieval tasks.

TVR [35] consists of 109K queries on 21.8K videos from 6 TV shows of diverse genres, where each query is associated with a tight temporal alignment. Among all queries, 74.2% are related to video only, 9.1% to text only, and 16.6% to both video and text. The dataset is divided into 80% train, 10% val, 5% test-public, and 5% test-private. We combine the test-public set with the test-private set for leaderboard evaluation.

How2R [36] is collected following the same procedure of TVR, but based on 60-second clips from 9K instructional videos in HowTo100M [47], on average 2-3 queries per clip. The original How2R data are noisy due to short and repetitive textual queries. For VALUE benchmark, we remove queries with fewer than 6 words and repetitions. After cleaning, 2K video clips and the associated queries are held-out for validation and testing, and the rest for training.

YouCook2 Retrieval (YC2R) [78] consists of 2K YouTube cooking videos across 89 recipe types. The videos are split into a 67%/23%/10% for training/validation/testing and segmented by human annotators into clips that represent recipe steps. Each clip is annotated with one textual description. We follow [47] to evaluate retrieval performance at clip level. We obtain private labels from the authors to provide evaluation on test set, and augment the videos with ASR-generated subtitles.

VATEX Retrieval (VATEX-EN-R) VATEX [66] was originally developed for multilingual video captioning and video-guided machine translation tasks. It contains 41.3K videos of 600 fine-grained human activities and 825K captions in both English and Chinese. To ensure its consistency with other tasks being considered, we take videos and English captions to evaluate retrieval performance. Videos are split into 26K/3K/6K/6K for training/validation/public testing/private testing. We use the

public test set to evaluate retrieval performance, to avoid potential data leaks on private testing set of the original VATEX tasks. We also provide ASR-generated subtitles.

To evaluate the model performance, we adopt the average recall at K ($R@K$) over all queries as the metric. For VR (*i.e.*, YC2R and VATEX-EN-R), we consider a prediction correct if the predicted video matches the ground-truth video. For VCMR (*i.e.*, TVR and How2R), we additionally require that the predicted span of a correct prediction has a high overlap with the ground-truth moment. We use temporal Intersection over Union (tIoU) to measure the overlap between the predicted span and the ground-truth span.⁷ We use AveR (the average of $R@{1, 5, 10}$) as the final metric to evaluate model performance on retrieval tasks.

3.2 Video Question Answering Tasks

We group tasks that use classification accuracy as the evaluation metric into video question answering (QA) tasks. The middle block of Table 2 summarizes the data statistics of 4 datasets considered.

TVQA [32] is collected under multiple-choice settings from TV videos. Each video clip contains 7 questions, with 5 answers per question. The start/end points of the relevant moments are also provided for each question. TVQA consists of 3 sub-tasks: (*i*) QA on the grounded clip; (*ii*) question-guided moment localization; and (*iii*) QA on the full video clip. We only consider QA on the full video clip, as this is the most challenging setting among the three. We combine the test-public set with the test-private set for leaderboard evaluation.⁸

How2QA [36] was collected in a similar way to TVQA, but on video clips sampled from instructional videos in HowTo100M [47]. Each video clip is annotated with an average of 1-2 questions, with 4 answers per question. Similarly, the questions in How2QA are grounded temporally, but we only consider QA on the full video clip. As the video clips used in How2QA largely overlap with those in How2R, we re-split the video clips and their associated QA pairs into 80% train, 10% val and 10% test, to avoid potential data leaks.

VIOLIN [40] is introduced as a new video-and-language inference task. Given a premise video clip with aligned subtitles and a hypothesis sentence, the task is to predict whether the premise entails the hypothesis or contradicts the hypothesis. Its original release consists of 95.3K video-hypothesis pairs with ground-truth annotations from 15.9K video clips, split into 80% train, 10% val and 10% test. We further collect a hidden test split (*i.e.*, Test (leaderboard) in Table 2) with 4K hypothesis on 1.5K video clips from the same video domain for leaderboard evaluation.

VLEP [34] is a dataset for video-and-language commonsense-based future event prediction. Given a video with aligned subtitles, the task is to choose which of the two future events is more likely to occur after that video. VLEP contains 28.7K future event prediction examples from 10.2K TV shows and YouTube Lifestyle Vlog video clips, which are split into 70% train, 15% val and 15% test.

3.3 Video Captioning Tasks

For video captioning tasks, we consider 3 datasets (lower block of Table 2).

TVC [35] is a multi-channel video captioning dataset extended from TVR, containing 262K descriptions paired with 108K video moments. Unlike traditional video captioning tasks, the descriptions are collected on video moments instead of the entire video, and video subtitles are used as additional model input. For a given video and the start/end points of a moment of the video, a model must generate a description for the video moment with/without leveraging the information from the entire video. We combine the test-public set with the test-private set for leaderboard evaluation.

YouCook2 Captioning (YC2C) [78] is built on the same cooking videos as in YouCook2 Retrieval task. Each video clip is annotated with one captioning sentence. Depending on whether we regard each clip individually or combine the clip captions into a paragraph, the evaluation for each video can be either at clip-level, by reporting the averaged score on each clip over the entire video corpus; or at video-level, evaluating each merged paragraph. We follow [79] to evaluate clip-level performance, and to maintain consistency with other captioning datasets considered. The test set is used for leaderboard evaluation.

⁷During evaluation, the average recalls are measured by $tIoU \geq 0.7$.

⁸Train, val and test video splits are the same as TVR.

VATEX Captioning (VATEX-EN-C) [66] Similar to VATEX Retrieval, we take videos and English captions in VATEX as another task to evaluate video captioning on multi-channel videos. Each video is annotated with 10 English captions, with 5 regular English captions and 5 parallel English captions translated from Chinese. The private test set is used for leaderboard evaluation.

The performance of video captioning tasks is measured by comparing predicted captions against corresponding ground-truth captions, with standard captioning metrics applied (*e.g.*, BLEU@4 [51], METEOR [15], ROUGE-L [38], and CIDEr-D [63]). We use the CIDEr-D score as the main metric to evaluate model performance.

4 Experiments and Analysis

In this section, we provide extensive experiments and analysis to demonstrate the value of VALUE benchmark. Specifically, we investigate the impact of input channels and video-subtitle fusion methods (Sec. 4.2), evaluate the effectiveness of different visual representations (Sec. 4.3), and study the transferability between tasks (Sec. 4.4) and the impact of multi-task learning (Sec. 4.5).

4.1 Features and Baseline

Multi-Channel Video Representations. The context inputs are multi-channel videos, *i.e.*, videos and their associated subtitles. For *subtitle channel*, we follow [42] and tokenize each subtitle sentence into a sequence of WordPieces [69]. The final representation for each sub-word token is the summation of its token embedding and position embedding, followed by a layer normalization (LN) layer. For *video channel*, we extract 2D appearance features and 3D motion features every 1.5 seconds. We use ResNet-152 [22] pre-trained on ImageNet [14] to extract 2D features, and use SlowFast [19] pre-trained on Kinetics [27] to extract 3D features. These features are concatenated and fed through a fully-connected (FC) layer to be projected into the same lower-dimensional space as token embeddings. Since video frames are sequential, their position embeddings can be calculated in the same way as word tokens. The final embedding of a video segment is obtained by summing up FC outputs and position embeddings, then passing through an LN layer.

Baseline Architecture. There are many pioneering works on building generalizable VidL understanding systems via large-scale pre-training [47, 80, 46, 60, 36]. However, most focus on single-channel videos, thereby cannot be evaluated directly on or easily extended to multi-channel videos. Our selected baseline architecture is based on HERO [36], due to its strong capacity of understanding multi-channel videos and its generalizability to different VidL tasks.⁹

HERO takes as inputs a sequence of video segments and subtitle sentences, and encodes them in a hierarchical fashion, with a cross-modal transformer to fuse subtitle sentences and their accompanying local video segments. The cross-modal transformer is followed by a temporal transformer to obtain a globally contextualized embedding for each segment, using all the segments in the video. HERO can be applied to different types of VidL tasks as a multi-channel video encoder. To evaluate on VALUE tasks, we perform task-specific adaptation by adding different task heads. See Appendix for more details.

Pre-training. We directly adopt the pre-trained checkpoint released in HERO, which was pre-trained on over 7M video clips from HowTo100M [47] and TV dataset [32], with 4 pre-training tasks, *e.g.*, Masked Language Modeling and Video-Subtitle Matching. For finetune-only experiments, model parameters are initialized with pre-trained RoBERTa weights [42, 68].

4.2 Impact of Input Channels and Video-Subtitle Fusion Methods

In this section, we investigate how information from both video and subtitle channels can be used effectively in multi-channel videos. Specifically, we try to answer the following questions:

Q1: Is video or subtitle channel alone sufficient to achieve good performance? Most previous works only leverage visual information from the video channel [47, 80]. To assess the importance of the subtitle channel, we evaluate and compare three models: (*i*) video-only, where the model takes only visual features as input; (*ii*) sub-only, where the model takes only subtitle sentences as input; and (*iii*) video+sub, where the model takes both visual features and subtitle sentences as input.

⁹Code is released at <https://github.com/value-benchmark/StarterCode>.

Table 3: Impact of **input channels**. For video-only experiments, we replace all subtitle texts with empty strings. For sub-only experiments, the visual features are replaced with zero vectors. All results are reported on Val/Test (public) split without pre-training.

Input Channel	TVR	How2R	YC2R	VATEX-EN-R	TVQA	How2-QA	VIO-LIN	VLEP	TVC	YC2C	VATEX-EN-C	Meta-Ave
	AveR	AveR	AveR	AveR	Acc.	Acc.	Acc.	Acc.	C	C	C	
Video-only	4.49	1.70	9.74	57.50	44.17	60.42	58.53	57.56	37.52	53.61	51.14	39.67
Sub-only	1.95	0.98	32.31	5.21	70.15	68.15	66.26	58.06	38.74	93.33	9.28	40.40
Video+Sub	7.72	1.91	33.91	58.99	71.08	69.44	66.83	58.79	48.48	108.46	52.15	52.52

Table 4: Impact of **video-subtitle fusion methods**. Refer to Section 4.2 for detailed explanation of each method. HERO’s fusion method can also be expressed as *temp. (temporal) align + cross-modal transformer*. All results are reported on Val/Test (public) split without pre-training.

Fusion Method	TVR	How2R	YC2R	VATEX-EN-R	TVQA	How2-QA	VIO-LIN	VLEP	TVC	YC2C	VATEX-EN-C	Meta-Ave
	AveR	AveR	AveR	AveR	Acc.	Acc.	Acc.	Acc.	C	C	C	
1 two-stream	5.66	1.90	32.60	48.19	71.15	69.63	66.61	58.49	42.67	99.35	39.04	48.66
2 sequence concat	5.60	2.73	35.55	60.24	69.61	68.99	66.09	60.91	44.73	99.78	52.65	51.53
3 temp. align + sum	6.75	2.44	31.84	58.11	70.23	69.44	66.33	57.72	47.80	104.97	52.07	51.61
4 temp. align + concat	7.10	3.19	32.59	57.33	69.81	69.31	66.16	58.54	47.12	100.90	52.09	51.29
5 HERO	7.72	1.91	33.91	58.99	71.08	69.44	66.83	58.79	48.48	108.46	52.15	52.52

Results are summarized in Table 3. When leveraging both video and subtitle channels, the model achieves the highest meta-average score (52.52) with the best performance across all VALUE tasks.

We also observe that QA tasks generally benefit more from subtitle channel than video channel, but not so for retrieval and captioning tasks. For tasks collected on multi-channel videos (*i.e.*, TV and How2 videos), the model needs to exploit information from both channels to achieve the best performance. For tasks that are originally collected without subtitle channel (*i.e.*, YC2 and VATEX videos), adding subtitle channel still helps. Especially for YC2 tasks (YC2R and YC2C), the subtitle-only model performs significantly better than video-only model. This is not surprising, as the cooking steps are often clearly described in the dialogues/monologues of cooking videos, so that there is a higher correlation between the retrieval query and the caption. Vice versa, VATEX tasks rely more on video channel than subtitle channel, as the 10-second videos in VATEX focus more on human activities and half of them have no subtitles.

Q2: How to effectively fuse video and subtitle embeddings? To answer this, we propose several model variants based on HERO, and compare their performance in Table 4. The simplest baseline is a two-stream architecture [58, 32], where the video segments and subtitle sentences are processed separately with different streams to obtain a modality-specific prediction. The final prediction is the average of the predictions from the two streams. Such a late fusion method results in the worst performance (meta-average score of 48.66), as the predictions based on the single-channel inputs are independently modeled without considering information from the other channel.

We further investigate 3 simple ways to fuse video and subtitle embeddings at an earlier stage. The three baseline methods are: (i) *sequence concat*, concatenating embeddings at sequence level without temporal alignment; (ii) *temp. (temporal) align + sum*, summation of the temporally aligned video segment embeddings and subtitle sentence embeddings; and (iii) *temp. align + concat*, concatenation of the temporally aligned video segment embeddings with subtitle sentence embeddings at feature level. Finally, we compare with the video-subtitle fusion method proposed in HERO, where the temporally aligned video segments and subtitle sentence tokens are fed into the cross-modal transformer to compute the contextualized embeddings for each video segment. These fused embeddings from all the methods above are then fed into the same temporal transformer to learn the global video context and obtain the final video embeddings.

As shown in Table 4, HERO achieves the highest meta-average score (52.52), but its performance is sub-optimal on some tasks. For example, the best performance on VATEX tasks is achieved by *sequence concat*, which also outperforms HERO on How2R, YC2R and VLEP. We speculate that the joint video and subtitle representations for those relatively short videos (*e.g.*, VLEP and VATEX) can also be modeled well by simply concatenating VidL embeddings at sequence level, without explicitly

Table 5: Task transferability. We train model on one task and test it on another task of the same task type. All results are reported on Val/Test (public) split without pre-training. The best and second best performance are highlighted with bold and underline, respectively.

(a) Retrieval Tasks.					(b) QA Tasks.				(c) Captioning Tasks.				
Train Data	TVR	How2R	YC2R	VATEX-R	Train Data	TVQA	How2-QA	VIO-LIN	VLEP	Train Data	TVC	YC2C	VATEX-C
TVR	7.72	<u>0.00</u>	0.35	2.79	TVQA	71.08	36.89	50.01	53.23	TVC	48.48	1.35	<u>1.72</u>
How2R	<u>0.03</u>	1.91	<u>10.30</u>	<u>10.31</u>	How2QA	21.75	69.44	<u>53.85</u>	<u>55.65</u>	YC2C	0.43	108.46	0.74
YC2R	-	-	33.91	1.01	VIOLIN	20.12	<u>40.55</u>	66.83	44.26	VATEX-C	<u>4.25</u>	<u>7.09</u>	52.15
VATEX-R	-	-	3.82	58.99	VLEP	<u>22.16</u>	26.04	50.00	58.79				

aligning them on the temporal domain. Note that the goal is to find a generalizable video-subtitle fusion method that can perform well across 11 VALUE tasks. Therefore, we use HERO as the optimal method for future experiments.

4.3 Impact of Visual Representations

The common practice to represent a video [35, 60] is to extract 2D appearance features from pre-trained 2D models (e.g., ResNet [22]) and 3D motion features from 3D models (e.g., SlowFast [19]) at the same fixed frame rate, then concatenate them together. In this section, we investigate the impact of using different visual representations for videos.¹⁰

We leverage several pre-trained models to extract video features. For 2D appearance features, we start with the widely adopted ResNet(-152) [22] pre-trained on ImageNet [13]. Recent work [31, 45, 9] show that with image-text pre-training, models trained on 2D features alone can achieve decent performance on many video-and-language (VidL) tasks. Thus, we further evaluate 2D features generated by ViT [17] in CLIP [54], which is pre-trained with a large-scale image-text corpus. For 3D motion features, we also evaluate two variants, one from Kinetics [27] pre-trained SlowFast [19] model and the other from an S3D model [70] pre-trained on 100M video-text pairs [46]. In addition, we explore different combinations of these features by concatenating 2D features with 3D features following common practice. Through this investigation, we hope to understand whether VALUE tasks are designed to favor 2D appearance information from sparsely sampled frames, or require 3D motion information from dense video frames, or rely on both to accomplish these tasks. Results are presented in Appendix. Without pre-training, we found that the best performance is achieved by CLIP-ViT+SlowFast, suggesting that both appearance and motion information are required to handle VALUE tasks. With pre-training (from HERO’s pre-trained checkpoint, trained using ResNet+SlowFast features), ResNet+SlowFast achieves the best performance, likely due to the better matched pre-training and finetuning setting.¹¹ In the following, we base all of our experiments on ResNet+SlowFast.

4.4 Task Transferability Evaluation

In this section, we study how VALUE tasks relate to each other. Specifically, we train model on one task and test it on another task of the same type. Results are summarized in Table 5. Across all task types, the absolutely low performance when transferring the model trained on one task to another indicates that there are significant differences between tasks. The differences can be caused by domain gaps (e.g., TV videos in TVQA and instructional videos in How2QA), discrepancies in video length (e.g., model trained on 60-90 seconds long videos in TVC may not work well on 10-second long videos in VATEX-EN-C) and different task formalization (e.g., model trained on YC2R cannot directly apply to TVR). These results in turn suggest that VALUE supports diverse VidL tasks, thus providing a comprehensive evaluation for VidL understanding systems.

4.5 Multi-Task Learning Evaluation

The low performance observed in the transfer evaluation of task-specifically trained models leads to a natural question: *can one model conquer them all?* In this section, we investigate several multi-task learning baselines and report the results in Table 6. We first establish the baseline performance by

¹⁰All visual features are released to reproduce the experimental results in this section.

¹¹We did not perform pre-training using other visual features due to its enormous computation cost.

Table 6: Evaluation of **multi-task learning baselines** on Test (leaderboard) set. Results are reported on HERO architecture with ResNet+SlowFast features. We compare the following model training settings: single-task training (ST), multi-task training (MT) by tasks or domains, all-task training (AT) and AT first then ST (AT → ST). The best performance (of each block) are highlighted with bold (underline).

Training Setting	TVR	How2R	YC2R	VATEX-EN-R	TVQA	How2-QA	VIO-LIN	VLEP	TVC	YC2C	VATEX-EN-C	Meta-Ave
	AveR	AveR	AveR	AveR	Acc.	Acc.	Acc.	Acc.	C	C	C	
1 Human	-	-	-	-	89.41	90.32	91.39	90.50	62.89	-	62.66	-
<i>Finetune-only</i>												
2 ST	7.70	1.74	40.69	38.34	70.54	69.00	63.75	57.94	<u>46.76</u>	<u>106.24</u>	<u>52.16</u>	50.44
3 MT by Task	7.75	1.90	46.38	38.17	71.26	71.43	64.74	68.01	46.01	105.22	51.07	52.00
4 MT by Domain	10.01	<u>2.69</u>	44.58	36.10	73.94	70.01	<u>65.93</u>	67.37	46.53	100.74	50.46	51.97
5 AT	9.76	2.42	47.91	37.33	<u>73.98</u>	71.14	65.80	<u>68.03</u>	46.46	101.72	51.07	52.33
6 AT→ST	<u>10.43</u>	2.68	49.48	<u>38.58</u>	73.46	<u>71.88</u>	65.73	67.80	46.12	103.73	51.87	<u>52.89</u>
<i>Pre-train + Finetune</i>												
7 ST	12.04	4.09	57.88	40.63	74.36	74.76	65.31	68.46	48.97	127.94	52.57	57.00
8 MT by Task	<u>12.63</u>	4.66	59.20	39.97	74.56	74.40	66.34	68.11	48.02	123.40	50.49	56.53
9 MT by Domain	11.53	4.03	52.14	36.97	74.54	74.08	65.92	68.06	47.23	100.29	45.95	52.79
10 AT	11.61	4.03	52.20	38.01	75.12	73.66	66.60	68.27	46.04	109.11	49.74	54.04
11 AT→ST	12.17	4.51	54.16	38.86	75.05	74.24	66.93	67.96	46.38	120.86	50.59	55.61

training single-task models on HERO architecture for each of the 11 datasets (ST, L2). We also include human performance (L1) on eligible QA and captioning tasks.¹² Next, we compare different multi-task learning baselines.

Multi-Task Learning by Task Type. We begin our investigation with the most intuitive setting - jointly training tasks within the same task type (MT by Task, L3). As the tasks of the same type are typically highly related, this is akin to some data augmentation practice. Note that this corresponds to 3 separate multi-task models - one for each task type. Comparing to ST models (L2), we see that MT by Task achieves +1.56 points improvement on meta-average score (52.00 vs. 50.44). The increase in meta-average score results from performance improvements on retrieval and QA tasks, with larger improvements on tasks with smaller-scale data (e.g., YC2R and VLEP).

On captioning tasks, multi-task learning results in a slight performance degradation. Note that a single decoder is shared among the three captioning tasks, with task-specific vocabularies combined together. This combined vocabulary may introduce more noise than single-task learning when applied to a specific captioning dataset. Similar performance decrease is consistently observed in other multi-task learning baselines. For simplicity, we leave out discussions on captioning results.

Multi-Task Learning by Domain. We explore another multi-task learning setting, where we jointly train tasks within the same domain (MT by Domain, L4). We first divide the 11 datasets into 2 domains based on video genre: (i) TVR, TVQA, VIOLIN, VLEP and TVC are grouped into TV domain, and (ii) the rest of the datasets are grouped into YouTube domain. Note that the videos in TV domain largely overlap among different datasets. However, for datasets in YouTube domain, their videos cover more diverse contents (e.g., YC2 videos focus on cooking while VATEX videos present a wide range of human activities). Compared with ST (L2), MT by Domain improves by +1.53 on meta-average score (51.97 vs. 50.44). In TV domain, model performance improves significantly, suggesting that these different tasks require similar understanding about TV videos. Under YouTube domain, we observe similar improvements on most of the datasets except VATEX-EN-R, where the model seems to be over-fitting to the validation split (Table 12 in Appendix).

All-Task Learning. We switch to the “extreme” multi-task setting - a single model trained on all 11 datasets (AT, L5). This model outperforms separately trained ST models (L2) for 8 out of 11 tasks and improve the meta-average score by +1.89 points (52.33 vs. 50.44), while the number of parameters are significantly reduced by approximately 11 times. Our AT model also outperforms the other two multi-task baselines (L3-4) on meta-average score despite having fewer parameters. This implies that, despite their diversity, tasks across different task types and domains can benefit from joint training.

Multi-Task Learning as Pre-training. Finetuning from a multi-task trained model allows the model to take advantage of the additional, diverse supervision captured during multi-task training.

¹²See Appendix for more information on human evaluation.

Following [44], we explore finetuning each task (AT \rightarrow ST, L6) from the multi-task learned weights (L5). Results show that this strategy further improves meta-average by +0.56 points (52.89 vs. 52.33).

Combining Multi-Task Finetuning with Pre-training. In L7-11, we take advantage of pre-trained HERO model and repeat experiments in L2-6. When compared with their counterparts without pre-training, we observe consistent performance improvements across all training settings considered. However, pre-training and multi-task finetuning often do not complement each other. Especially on captioning tasks, the performance degradation from multi-task finetuning is even more severe. The best performance is achieved in single-task finetuning with a meta-average score of 57.00 (L7). However, our best model is still far from achieving human parity (L1), especially on QA tasks.

5 Conclusion and Discussion

We introduce VALUE, a comprehensive benchmark for evaluating video-and-language (VidL) understanding systems. VALUE includes 11 VidL datasets with multi-channel video inputs over 3 popular tasks, covering a wide range of video genres, video lengths, task difficulties and data volumes. Through extensive experiments, we conclude that designing general-purpose VidL models still remains challenging. We believe that VALUE provides fertile soil for addressing this challenge. For future work, we plan to add diagnostic datasets and support analysis of submitted models both quantitatively and qualitatively, to provide more insights into pushing the state of the art on VALUE.

Although we aim for a comprehensive video-and-language evaluation benchmark, as discussed in Section 3, our benchmark currently only contains a selected set of datasets and tasks. It is worthwhile to add more eligible datasets and tasks (considering their diversity, difficulty, etc.) as the next step of the benchmark. Meanwhile, due to the limited availability of multilingual VidL datasets, all datasets covered in the benchmark are of a single language (*i.e.*, English). Future work could consider multilingual VidL datasets [66, 57, 24, 30] as a complementary evaluation to further test systems' ability on processing information in different languages.

References

- [1] Eneko Agirre, Carmen Banea, Claire Cardie, Daniel Cer, Mona Diab, Aitor Gonzalez-Agirre, Weiwei Guo, Inigo Lopez-Gazpio, Montse Maritxalar, Rada Mihalcea, et al. Semeval-2015 task 2: Semantic textual similarity, english, spanish and pilot on interpretability. In *Proceedings of the 9th international workshop on semantic evaluation (SemEval 2015)*, 2015. 2
- [2] Eneko Agirre, Carmen Banea, Claire Cardie, Daniel Cer, Mona Diab, Aitor Gonzalez-Agirre, Weiwei Guo, Rada Mihalcea, German Rigau, and Janyce Wiebe. Semeval-2014 task 10: Multilingual semantic textual similarity. In *Proceedings of the 8th international workshop on semantic evaluation (SemEval 2014)*, 2014. 2
- [3] Eneko Agirre, Carmen Banea, Daniel Cer, Mona Diab, Aitor Gonzalez Agirre, Rada Mihalcea, German Rigau Claramunt, and Janyce Wiebe. Semeval-2016 task 1: Semantic textual similarity, monolingual and cross-lingual evaluation. In *SemEval-2016. 10th International Workshop on Semantic Evaluation*, 2016. 2
- [4] Eneko Agirre, Daniel Cer, Mona Diab, and Aitor Gonzalez-Agirre. Semeval-2012 task 6: A pilot on semantic textual similarity. In **SEM 2012: The First Joint Conference on Lexical and Computational Semantics—Volume 1: Proceedings of the main conference and the shared task, and Volume 2: Proceedings of the Sixth International Workshop on Semantic Evaluation (SemEval 2012)*, 2012. 2
- [5] Eneko Agirre, Daniel Cer, Mona Diab, Aitor Gonzalez-Agirre, and Weiwei Guo. * sem 2013 shared task: Semantic textual similarity. In *Second joint conference on lexical and computational semantics (*SEM), volume 1: proceedings of the Main conference and the shared task: semantic textual similarity*, 2013. 2
- [6] Samuel Albanie, Yang Liu, Arsha Nagrani, Antoine Miech, Ernesto Coto, Ivan Laptev, Rahul Sukthankar, Bernard Ghanem, Andrew Zisserman, Valentin Gabeur, et al. The end-of-end-to-end: A video understanding pentathlon challenge (2020). *arXiv preprint arXiv:2008.00744*, 2020. 3
- [7] Lisa Anne Hendricks, Oliver Wang, Eli Shechtman, Josef Sivic, Trevor Darrell, and Bryan Russell. Localizing moments in video with natural language. In *CVPR*, 2017. 1, 4
- [8] Lisa Anne Hendricks, Oliver Wang, Eli Shechtman, Josef Sivic, Trevor Darrell, and Bryan Russell. Localizing moments in video with natural language. In *ICCV*, 2017. 3
- [9] Max Bain, Arsha Nagrani, Gül Varol, and Andrew Zisserman. Frozen in time: A joint video and image encoder for end-to-end retrieval. *arXiv preprint arXiv:2104.00650*, 2021. 8
- [10] Samuel R Bowman, Gabor Angeli, Christopher Potts, and Christopher D Manning. A large annotated corpus for learning natural language inference. In *EMNLP*, 2015. 2

- [11] David Chen and William Dolan. Collecting highly parallel data for paraphrase evaluation. In *ACL*, 2011. 3
- [12] Alexis Conneau and Douwe Kiela. Senteval: An evaluation toolkit for universal sentence representations. In *LREC*, 2018. 2
- [13] J. Deng, W. Dong, R. Socher, L.-J. Li, K. Li, and L. Fei-Fei. ImageNet: A Large-Scale Hierarchical Image Database. In *CVPR*, 2009. 8, 16
- [14] Jia Deng, Wei Dong, Richard Socher, Li-Jia Li, Kai Li, and Li Fei-Fei. Imagenet: A large-scale hierarchical image database. In *CVPR*, 2009. 6
- [15] Michael Denkowski and Alon Lavie. Meteor universal: Language specific translation evaluation for any target language. In *Proceedings of the ninth workshop on statistical machine translation*, 2014. 6
- [16] Jacob Devlin, Ming-Wei Chang, Kenton Lee, and Kristina Toutanova. Bert: Pre-training of deep bidirectional transformers for language understanding. In *NAACL*, 2019. 2
- [17] Alexey Dosovitskiy, Lucas Beyer, Alexander Kolesnikov, Dirk Weissenborn, Xiaohua Zhai, Thomas Unterthiner, Mostafa Dehghani, Matthias Minderer, Georg Heigold, Sylvain Gelly, et al. An image is worth 16x16 words: Transformers for image recognition at scale. In *ICLR*, 2020. 8, 16
- [18] Yuwei Fang, Shuohang Wang, Zhe Gan, Siqi Sun, and Jingjing Liu. Filter: An enhanced fusion method for cross-lingual language understanding. In *AAAI*, 2021. 2
- [19] Christoph Feichtenhofer, Haoqi Fan, Jitendra Malik, and Kaiming He. Slowfast networks for video recognition. In *ICCV*, 2019. 6, 8, 16
- [20] Valentin Gabeur, Chen Sun, Karteek Alahari, and Cordelia Schmid. Multi-modal transformer for video retrieval. In *ECCV*, 2020. 1, 3
- [21] Jiyang Gao, Chen Sun, Zhenheng Yang, and Ram Nevatia. Tall: Temporal activity localization via language query. In *CVPR*, 2017. 1, 4
- [22] Kaiming He, Xiangyu Zhang, Shaoqing Ren, and Jian Sun. Deep residual learning for image recognition. In *CVPR*, 2016. 6, 8, 16
- [23] Junjie Hu, Sebastian Ruder, Aditya Siddhant, Graham Neubig, Orhan Firat, and Melvin Johnson. Xtreme: A massively multilingual multi-task benchmark for evaluating cross-lingual generalisation. In *ICML*, 2020. 2
- [24] Po-Yao Huang, Mandela Patrick, Junjie Hu, Graham Neubig, Florian Metze, and Alexander Hauptmann. Multilingual multimodal pre-training for zero-shot cross-lingual transfer of vision-language models. *arXiv preprint arXiv:2103.08849*, 2021. 10
- [25] Yunseok Jang, Yale Song, Youngjae Yu, Youngjin Kim, and Gunhee Kim. Tgif-qa: Toward spatio-temporal reasoning in visual question answering. In *CVPR*, 2017. 1, 3
- [26] Jianwen Jiang, Ziqiang Chen, Haojie Lin, Xibin Zhao, and Yue Gao. Divide and conquer: Question-guided spatio-temporal contextual attention for video question answering. In *AAAI*, 2020. 1, 3
- [27] Will Kay, Joao Carreira, Karen Simonyan, Brian Zhang, Chloe Hillier, Sudheendra Vijayanarasimhan, Fabio Viola, Tim Green, Trevor Back, Paul Natsev, et al. The kinetics human action video dataset. *arXiv preprint arXiv:1705.06950*, 2017. 6, 8, 16
- [28] Ranjay Krishna, Kenji Hata, Frederic Ren, Li Fei-Fei, and Juan Carlos Niebles. Dense-captioning events in videos. In *ICCV*, 2017. 1
- [29] Thao Minh Le, Vuong Le, Svetha Venkatesh, and Truyen Tran. Hierarchical conditional relation networks for video question answering. In *CVPR*, 2020. 1, 3
- [30] Jie Lei, Tamara L Berg, and Mohit Bansal. mtvr: Multilingual moment retrieval in videos. In *ACL*, 2021. 10
- [31] Jie Lei, Linjie Li, Luwei Zhou, Zhe Gan, Tamara L. Berg, Mohit Bansal, and Jingjing Liu. Less is more: Clipbert for video-and-language learning via sparse sampling. In *CVPR*, 2021. 3, 8, 15
- [32] Jie Lei, Licheng Yu, Mohit Bansal, and Tamara Berg. Tvqa: Localized, compositional video question answering. In *EMNLP*, 2018. 1, 2, 3, 5, 6, 7, 19, 20
- [33] Jie Lei, Licheng Yu, Tamara Berg, and Mohit Bansal. Tvqa+: Spatio-temporal grounding for video question answering. In *ACL*, 2020. 1
- [34] Jie Lei, Licheng Yu, Tamara Berg, and Mohit Bansal. What is more likely to happen next? video-and-language future event prediction. In *EMNLP*, 2020. 3, 5, 19, 20
- [35] Jie Lei, Licheng Yu, Tamara L Berg, and Mohit Bansal. Tvr: A large-scale dataset for video-subtitle moment retrieval. In *ECCV*, 2020. 1, 3, 4, 5, 8, 19, 20
- [36] Linjie Li, Yen-Chun Chen, Yu Cheng, Zhe Gan, Licheng Yu, and Jingjing Liu. Hero: Hierarchical encoder for video+ language omni-representation pre-training. In *EMNLP*, 2020. 1, 3, 4, 5, 6, 19, 20

- [37] Yaobo Liang, Nan Duan, Yeyun Gong, Ning Wu, Fenfei Guo, Weizhen Qi, Ming Gong, Linjun Shou, Daxin Jiang, Guihong Cao, et al. Xglue: A new benchmark dataset for cross-lingual pre-training, understanding and generation. In *EMNLP*, 2020. [2](#)
- [38] Chin-Yew Lin. Rouge: A package for automatic evaluation of summaries. In *ACL*, 2004. [6](#)
- [39] Xudong Lin, Gedas Bertasius, Jue Wang, Shih-Fu Chang, Devi Parikh, and Lorenzo Torresani. Vx2text: End-to-end learning of video-based text generation from multimodal inputs. In *CVPR*, 2021. [3](#)
- [40] Jingzhou Liu, Wenhui Chen, Yu Cheng, Zhe Gan, Licheng Yu, Yiming Yang, and Jingjing Liu. Violin: A large-scale dataset for video-and-language inference. In *CVPR*, 2020. [3](#), [5](#), [19](#), [20](#)
- [41] Yang Liu, Samuel Albanie, Arsha Nagrani, and Andrew Zisserman. Use what you have: Video retrieval using representations from collaborative experts. In *BMVC*, 2020. [1](#), [3](#)
- [42] Yinhan Liu, Myle Ott, Naman Goyal, Jingfei Du, Mandar Joshi, Danqi Chen, Omer Levy, Mike Lewis, Luke Zettlemoyer, and Veselin Stoyanov. Roberta: A robustly optimized bert pretraining approach. *arXiv preprint arXiv:1907.11692*, 2019. [2](#), [6](#)
- [43] Ilya Loshchilov and Frank Hutter. Decoupled weight decay regularization. In *ICLR*, 2019. [20](#)
- [44] Jiasen Lu, Vedanuj Goswami, Marcus Rohrbach, Devi Parikh, and Stefan Lee. 12-in-1: Multi-task vision and language representation learning. In *CVPR*, 2020. [10](#)
- [45] Huaishao Luo, Lei Ji, Ming Zhong, Yang Chen, Wen Lei, Nan Duan, and Tianrui Li. Clip4clip: An empirical study of clip for end to end video clip retrieval. *arXiv preprint arXiv:2104.08860*, 2021. [1](#), [3](#), [8](#), [15](#), [16](#)
- [46] Antoine Miech, Jean-Baptiste Alayrac, Lucas Smaira, Ivan Laptev, Josef Sivic, and Andrew Zisserman. End-to-end learning of visual representations from uncurated instructional videos. In *CVPR*, 2020. [3](#), [6](#), [8](#), [16](#)
- [47] Antoine Miech, Dimitri Zhukov, Jean-Baptiste Alayrac, Makarand Tapaswi, Ivan Laptev, and Josef Sivic. Howto100m: Learning a text-video embedding by watching hundred million narrated video clips. In *ICCV*, 2019. [4](#), [5](#), [6](#), [16](#)
- [48] Myle Ott, Sergey Edunov, David Grangier, and Michael Auli. Scaling neural machine translation. *arXiv preprint arXiv:1806.00187*, 2018. [20](#)
- [49] Xuan Ouyang, Shuohuan Wang, Chao Pang, Yu Sun, Hao Tian, Hua Wu, and Haifeng Wang. Ernie-m: Enhanced multilingual representation by aligning cross-lingual semantics with monolingual corpora. *arXiv preprint arXiv:2012.15674*, 2020. [2](#)
- [50] Bo Pang and Lillian Lee. Seeing stars: Exploiting class relationships for sentiment categorization with respect to rating scales. In *ACL*, 2005. [2](#)
- [51] Kishore Papineni, Salim Roukos, Todd Ward, and Wei-Jing Zhu. Bleu: a method for automatic evaluation of machine translation. In *ACL*, 2002. [6](#)
- [52] Adam Paszke, Sam Gross, Soumith Chintala, Gregory Chanan, Edward Yang, Zachary DeVito, Zeming Lin, Alban Desmaison, Luca Antiga, and Adam Lerer. Automatic differentiation in pytorch. 2017. [20](#)
- [53] Mandela Patrick, Po-Yao Huang, Yuki Asano, Florian Metze, Alexander Hauptmann, João Henriques, and Andrea Vedaldi. Support-set bottlenecks for video-text representation learning. In *ICLR*, 2021. [1](#), [3](#)
- [54] Alec Radford, Jong Wook Kim, Chris Hallacy, Aditya Ramesh, Gabriel Goh, Sandhini Agarwal, Girish Sastry, Amanda Askell, Pamela Mishkin, Jack Clark, et al. Learning transferable visual models from natural language supervision. *arXiv preprint arXiv:2103.00020*, 2021. [8](#), [16](#)
- [55] Alec Radford, Karthik Narasimhan, Tim Salimans, and Ilya Sutskever. Improving language understanding by generative pre-training. 2018. [2](#)
- [56] Anna Rohrbach, Marcus Rohrbach, Niket Tandon, and Bernt Schiele. A dataset for movie description. In *CVPR*, 2015. [1](#)
- [57] Gunnar A Sigurdsson, Jean-Baptiste Alayrac, Aida Nematzadeh, Lucas Smaira, Mateusz Malinowski, João Carreira, Phil Blunsom, and Andrew Zisserman. Visual grounding in video for unsupervised word translation. In *CVPR*, 2020. [10](#)
- [58] Karen Simonyan and Andrew Zisserman. Two-stream convolutional networks for action recognition in videos. In *NeurIPS*, 2014. [7](#)
- [59] Richard Socher, Alex Perelygin, Jean Wu, Jason Chuang, Christopher D Manning, Andrew Y Ng, and Christopher Potts. Recursive deep models for semantic compositionality over a sentiment treebank. In *EMNLP*, 2013. [2](#)
- [60] Chen Sun, Austin Myers, Carl Vondrick, Kevin Murphy, and Cordelia Schmid. Videobert: A joint model for video and language representation learning. In *ICCV*, 2019. [3](#), [6](#), [8](#)

- [61] Zineng Tang, Jie Lei, and Mohit Bansal. Decembert: Learning from noisy instructional videos via dense captions and entropy minimization. In *NAACL*, 2021. 3
- [62] Ashish Vaswani, Noam Shazeer, Niki Parmar, Jakob Uszkoreit, Llion Jones, Aidan N Gomez, Łukasz Kaiser, and Illia Polosukhin. Attention is all you need. In *NeurIPS*, 2017. 2, 19
- [63] Ramakrishna Vedantam, C Lawrence Zitnick, and Devi Parikh. Cider: Consensus-based image description evaluation. In *CVPR*, 2015. 6
- [64] Alex Wang, Yada Pruksachatkun, Nikita Nangia, Amanpreet Singh, Julian Michael, Felix Hill, Omer Levy, and Samuel R Bowman. Superglue: A stickier benchmark for general-purpose language understanding systems. In *NeurIPS*, 2019. 1, 2
- [65] Alex Wang, Amanpreet Singh, Julian Michael, Felix Hill, Omer Levy, and Samuel R Bowman. Glue: A multi-task benchmark and analysis platform for natural language understanding. In *ICLR*, 2019. 1, 2
- [66] Xin Wang, Jiawei Wu, Junkun Chen, Lei Li, Yuan-Fang Wang, and William Yang Wang. Vatex: A large-scale, high-quality multilingual dataset for video-and-language research. In *ICCV*, 2019. 3, 4, 6, 10, 19, 20
- [67] Xiangpeng Wei, Rongxiang Weng, Yue Hu, Luxi Xing, Heng Yu, and Weihua Luo. On learning universal representations across languages. In *ICLR*, 2021. 2
- [68] Thomas Wolf, Julien Chaumond, Lysandre Debut, Victor Sanh, Clement Delangue, Anthony Moi, Pierric Cistac, Morgan Funtowicz, Joe Davison, Sam Shleifer, et al. Transformers: State-of-the-art natural language processing. In *EMNLP: System Demonstrations*, 2020. 6
- [69] Yonghui Wu, Mike Schuster, Zhifeng Chen, Quoc V Le, Mohammad Norouzi, Wolfgang Macherey, Maxim Krikun, Yuan Cao, Qin Gao, Klaus Macherey, et al. Google’s neural machine translation system: Bridging the gap between human and machine translation. *arXiv preprint arXiv:1609.08144*, 2016. 6
- [70] Saining Xie, Chen Sun, Jonathan Huang, Zhuowen Tu, and Kevin Murphy. Rethinking spatiotemporal feature learning: Speed-accuracy trade-offs in video classification. In *ECCV*, 2018. 8, 16
- [71] Dejing Xu, Zhou Zhao, Jun Xiao, Fei Wu, Hanwang Zhang, Xiangnan He, and Yueting Zhuang. Video question answering via gradually refined attention over appearance and motion. In *ACM MM*, 2017. 1
- [72] Dejing Xu, Zhou Zhao, Jun Xiao, Fei Wu, Hanwang Zhang, Xiangnan He, and Yueting Zhuang. Video question answering via gradually refined attention over appearance and motion. In *ACM MM*, 2017. 3
- [73] Jun Xu, Tao Mei, Ting Yao, and Yong Rui. Msr-vtt: A large video description dataset for bridging video and language. In *CVPR*, 2016. 1, 3
- [74] Linting Xue, Noah Constant, Adam Roberts, Mihir Kale, Rami Al-Rfou, Aditya Siddhant, Aditya Barua, and Colin Raffel. mt5: A massively multilingual pre-trained text-to-text transformer. In *NAACL*, 2020. 2
- [75] Zhilin Yang, Zihang Dai, Yiming Yang, Jaime Carbonell, Russ R Salakhutdinov, and Quoc V Le. Xlnet: Generalized autoregressive pretraining for language understanding. In *NeurIPS*, 2019. 2
- [76] Licheng Yu, Zhe Lin, Xiaohui Shen, Jimei Yang, Xin Lu, Mohit Bansal, and Tamara L Berg. Mattnet: Modular attention network for referring expression comprehension. In *CVPR*, 2018. 19
- [77] Luwei Zhou, Jingjing Liu, Yu Cheng, Zhe Gan, and Lei Zhang. Cupid: Adaptive curation of pre-training data for video-and-language representation learning. *arXiv preprint arXiv:2104.00285*, 2021. 3
- [78] Luwei Zhou, Chenliang Xu, and Jason J Corso. Towards automatic learning of procedures from web instructional videos. In *AAAI*, 2018. 1, 3, 4, 5, 19, 20
- [79] Luwei Zhou, Yingbo Zhou, Jason J Corso, Richard Socher, and Caiming Xiong. End-to-end dense video captioning with masked transformer. In *CVPR*, 2018. 5
- [80] Linchao Zhu and Yi Yang. Actbert: Learning global-local video-text representations. In *CVPR*, 2020. 3, 6

A Additional Data Statistics

We visualize video length distribution for each video data in Figure 2. Table 7 and 8 summarize the top-20 most frequent nouns and verbs in subtitles and annotations.

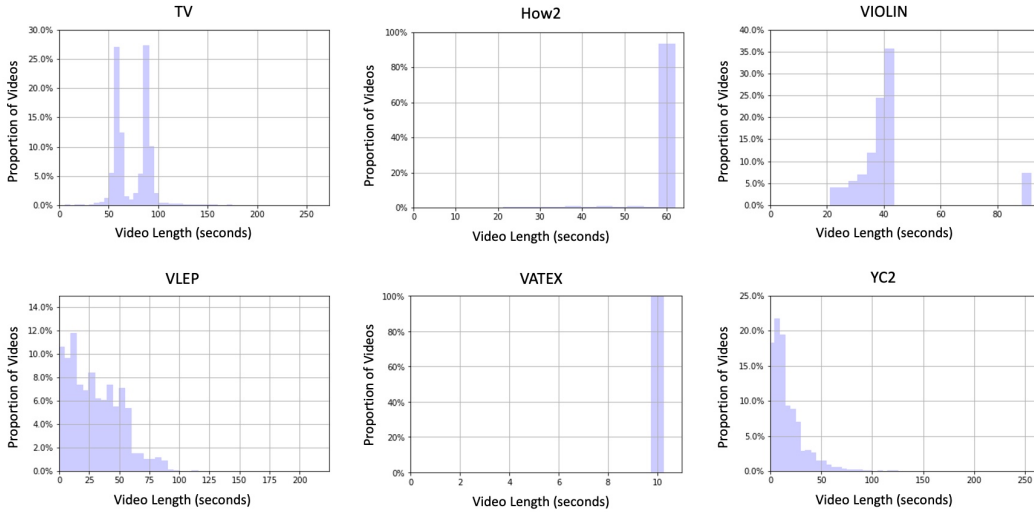


Figure 2: Visualization of video length distribution.

Table 7: Top-20 most frequent nouns and verbs in subtitles. Character names have been filtered out from TV/VIOLIN/VLEP.

Dataset	Nouns	Verbs
TV	time, something, guy, way, right, man, thing, look, night, anything, god, someone, nothing, life, day, thank, kind, wait, woman, everything	know, go, think, want, see, need, tell, say, take, make, let, mean, come, find, give, look, talk, believe, love, feel
How2	bit, way, kind, time, water, today, thing, lot, side, video, music, right, let, something, oil, cup, sugar, top, part, half	make, want, go, see, know, use, take, put, need, add, let, show, think, start, give, look, keep, cut, come, say
VIOLIN	time, something, god, look, thing, way, right, man, guy, day, night, mom, anything, thank, kind, nothing, wait, life, baby, let	know, go, think, want, see, say, tell, take, need, let, come, make, mean, look, give, love, feel, talk, believe, call
VLEP	time, look, kind, something, thing, right, way, man, day, music, lot, everything, let, bit, guy, thank, food, night, place, god	know, go, think, see, want, need, make, take, let, say, come, love, look, mean, tell, give, try, feel, find, eat
VATEX	way, time, bit, side, look, god, job, alright, thing, kind, hand, man, today, video, day, right, lot, water, thank, something	go, know, see, want, make, take, think, let, put, say, come, need, keep, look, use, give, start, show, hold, love
YC2	bit, oil, water, salt, sauce, pepper, time, kind, teaspoon, heat, pan, cup, chicken, onion, half, way, butter, garlic, side, flavor	add, want, make, put, use, go, take, let, see, cook, know, need, give, mix, start, cut, keep, turn, think, look

B Additional Results

B.1 Impact of Visual Representations

Table 9 shows the results using different visual representations. Our key observations are summarized as follows: (i) We confirm that image-text pre-trained CLIP-ViT features are generalizable to video-and-language (VidL)

Table 8: Top-20 most frequent nouns and verbs in annotations (query/question/caption). Character names have been filtered out from TVR/TVC/TVQA/VIOLIN/VLEP.

Dataset	Nouns	Verbs
TVR/TVC	walk, hand, room, door, table, conversation, patient, man, phone, woman, apartment, head, talk, bed, front, chair, coffee, arm, tell, couch	talking, walk, take, look, put, sitting, stand, turn, open, holding, sits, tell, hold, pick, asks, say, standing, give, go, looking
TVQA	room, patient, hand, door, color, apartment, table, phone, man, office, doctor, woman, shirt, something, couch, hospital, coffee, time, friend, guy	say, talking, said, tell, sitting, holding, asked, go, told, asks, going, walk, walked, want, wearing, talk, looking, come, give, standing
How2R	man, woman, video, lady, person, car, bowl, paper, hand, ingredient, girl, food, piece, plant, water, pan, glass, guy, kitchen, chef	make, explain, talking, show, using, showing, making, explaining, put, add, explains, cut, shown, cooking, describes, cutting, hold, holding, use, take
How2QA	video, color, man, woman, person, lady, hand, name, kind, type, bowl, food, ingredient, shirt, car, girl, item, table, boy, paper	used, shown, talking, using, put, wearing, added, make, holding, use, seen, cut, hold, want, mentioned, making, add, show, happen, explain
VIOLIN	man, woman, shirt, suit, hair, jacket, blonde, girl, lady, brunette, dress, boy, sweater, grey, friend, room, blue, men, pink, guy	wearing, tell, want, asks, sitting, say, explains, talking, trying, haired, see, go, think, make, walk, take, know, holding, going, look
VLEP	man, food, door, tell, room, woman, hand, patient, table, phone, shirt, walk, apartment, something, friend, vlogger, baby, girl, question, someone	say, tell, take, go, put, asks, look, give, start, walk, make, talk, going, leave, want, open, see, eat, turn, continue
VATEX-EN-R/-C	man, woman, person, people, boy, girl, group, hand, someone, music, child, ball, men, baby, water, room, piece, front, kid, floor	playing, using, sitting, play, holding, talking, standing, showing, make, wearing, shown, dancing, riding, put, show, stand, demonstrating, throw, demonstrates, hold
YC2R/YC2C	pan, oil, onion, salt, water, sauce, pepper, bowl, place, mix, pot, egg, potato, stir, chicken, mixture, slice, powder, butter, heat	add, cut, mix, put, cook, chopped, remove, fry, take, chop, cover, spread, serve, stir, pour, roll, drain, flip, blend, baking

tasks (L2 vs. L1/3/4). CLIP-ViT features lead to stronger performance than other 2D or 3D features. (ii) VALUE tasks also benefit from video-text pre-trained S3D features (L3 vs. L4). However, the performance improvement mostly comes from YC2 tasks, the videos of which are similar to the videos used to pre-train the S3D model. These results imply that the video domain of pre-training data is critical to downstream performance. (iii) When taking advantage of both 2D and 3D features, the model achieves the best performance (CLIP-ViT+SlowFast, L7), suggesting that both appearance and motion information are required to solve VALUE tasks. (iv) However, 2D and 3D features do not always complement each other. For example, performance on ResNet+S3D (L6) is worse than that on S3D alone (L4). (v) Retrieval and captioning tasks greatly depend on the quality of visual representations, while QA performance stays relatively stable with different features. This result agrees with our observations in Table 3 in the main text, where we show that QA tasks rely more on information from subtitle channel.

In addition, we finetune the pre-trained HERO on different visual representations (L9-12). Comparing their counterparts without pre-training, we observe a consistent performance improvement in almost all tasks across all visual representations examined. Note that in L10-12, though the video features used in pre-training is different from that used in finetuning, we still observe significant performance gains compared to models without pre-training. This suggests that the video-language alignment learned via HERO pre-training is transferrable to different visual representations.

B.2 Zero-Shot Evaluation on CLIP

Inspired by recent works [31, 45] leveraging image-text pre-training for video-and-language (VidL) tasks and the strong performance of CLIP-ViT features in Section B.1, we further perform a zero-shot evaluation using

Table 9: Impact of **visual representations**. ResNet(-152) [22] and SlowFast [19] are pre-trained on ImageNet [13] and Kinetics [27], respectively. S3D [70, 46] is pre-trained with video-text pairs in HowTo100M [47], OpenAI CLIP ViT [17, 54] is pre-trained with image-text pairs [54]. All results are reported on Val/Test (public) split. The best performance (of each block) are highlighted with bold (underline).

Visual Feature	TVR	How2R	YC2R	VATEX-EN-R	TVQA	How2-QA	VIO-LIN	VLEP	TVC	YC2C	VATEX-EN-C	Meta-Ave
	AveR	AveR	AveR	AveR	Acc.	Acc.	Acc.	Acc.	C	C	C	
<i>2D Features, Finetune-only</i>												
1 ResNet [22]	4.82	0.75	33.96	43.93	70.73	68.41	66.28	57.47	45.54	100.89	38.41	48.29
2 CLIP-ViT [17, 54]	<u>7.93</u>	<u>1.52</u>	<u>35.93</u>	<u>62.87</u>	<u>71.07</u>	<u>69.34</u>	<u>66.80</u>	<u>58.27</u>	<u>48.99</u>	<u>112.25</u>	<u>52.42</u>	<u>53.40</u>
<i>3D Features, Finetune-only</i>												
3 SlowFast [19]	4.71	<u>3.19</u>	34.82	<u>56.19</u>	71.13	68.31	66.00	58.11	<u>47.77</u>	105.85	<u>51.20</u>	51.57
4 S3D [70, 46]	<u>6.14</u>	2.52	<u>41.66</u>	49.28	<u>71.34</u>	<u>69.47</u>	<u>66.41</u>	<u>58.22</u>	47.32	<u>125.58</u>	42.65	<u>52.78</u>
<i>2D+3D Features, Finetune-only</i>												
5 ResNet+SlowFast	7.72	1.91	33.91	58.99	71.08	69.44	66.83	58.79	48.48	108.46	52.15	52.52
6 ResNet+S3D	5.16	2.32	33.88	46.19	70.70	66.68	68.60	58.65	45.22	105.83	39.51	49.34
7 CLIP-ViT+SlowFast	<u>8.84</u>	<u>2.39</u>	34.63	<u>65.62</u>	<u>71.64</u>	<u>70.21</u>	<u>67.21</u>	57.56	<u>51.47</u>	<u>113.23</u>	<u>56.97</u>	<u>54.52</u>
8 CLIP-ViT+S3D	6.66	2.27	<u>36.68</u>	62.35	70.27	68.54	67.06	<u>59.13</u>	50.05	110.18	52.77	53.27
<i>2D+3D Features, Pre-train on ResNet+SlowFast then Finetune</i>												
9 ResNet+SlowFast	11.66	<u>5.97</u>	48.86	61.66	<u>74.80</u>	<u>74.32</u>	<u>68.98</u>	<u>67.40</u>	50.46	<u>121.89</u>	52.58	<u>58.05</u>
10 ResNet+S3D	9.45	5.20	47.81	47.00	72.65	72.68	67.71	65.94	46.42	117.11	38.77	53.70
11 CLIP-ViT+SlowFast	<u>12.92</u>	5.02	47.81	<u>66.49</u>	74.25	72.87	68.33	65.60	<u>51.56</u>	115.83	<u>56.19</u>	57.90
12 CLIP-ViT+S3D	11.85	5.43	<u>49.52</u>	63.37	72.56	73.64	67.92	65.82	50.26	117.58	50.73	57.15

Table 10: Zero-shot evaluation of CLIP [54] on retrieval and QA tasks. Results are reported on Val/Test (public) split. The best performance is highlighted in bold.

Input Channel	TVR	How2R	YC2R	VATEX-EN-R	TVQA	How2QA	VIOLIN	VLEP
	AveR	AveR	AveR	AveR	Acc.	Acc.	Acc.	Acc.
Video-only	0.13	0.0	12.61	55.68	27.00	54.54	52.40	55.35
Video+Sub	0.13	0.0	22.61	46.78	23.17	44.94	50.00	56.35

CLIP [54] on our retrieval and QA tasks. Captioning tasks cannot be directly evaluated as there is no decoder trained in CLIP.

CLIP is composed of an image encoder and a text encoder. To evaluate CLIP on VidL tasks, we first sample video frames from a video clip, then encode them via the image encoder from CLIP to obtain a sequence of frame features. For subtitle and textual query, we directly apply the text encoder from CLIP to generate a text representation.

First, we evaluate CLIP on the video-only input. For video retrieval tasks (*i.e.*, YC2R and VATEX-EN-R), we use mean pooling to aggregate the feature of all frames to obtain a global video representation. Cosine similarity is applied on the global video representation and the query representation to rank the relevance between video and query. For video corpus moment retrieval tasks (*i.e.*, TVR and How2R), an additional cosine similarity between each frame representation and query representation is used to predict the relevant span. Specifically, the localized span is determined by a sliding-window strategy. Similarly, we apply the same cosine similarity to QA tasks. For multiple-choice QA (*i.e.*, TVQA and How2QA), we concatenate the question with each answer choice as query, and calculate the similarity between the global video representation and the query representation. The answer with the highest similarity score among all answer choices is selected as the predicted answer. For VIOLIN and VLEP, which are formalized as binary classification problems, we generate the predictions according to a similarity score threshold. The best threshold is selected based on the validation set, and directly applied to the test set.

To augment the input with subtitle channel, we simply generate the subtitle sentence representations via text encoder and max pool them to aggregate the features of all subtitle sentences to obtain a global subtitle representation. Cosine similarity is applied to global subtitle representation and query representation to obtain a similarity score. The final similarity score is defined as the unweighted average of similarities scores generated from video-only input and subtitle-only input.

Results are reported in Table 10. Directly applying CLIP to YC2R and VATEX-EN-R achieves decent performance, which are consistent to observations in [45]. These results further support previous conclusions that image-text pre-training can benefit video-and-language tasks. However, on video moment retrieval tasks, where the model is required to localize the relevant moment based on the textual query, CLIP fails to differentiate among semantically similar video segments, resulting in poor performance. On QA tasks, where the queries or QA pairs are designed to be very similar to each other, CLIP without further finetuning struggles to predict the

Table 11: Additional results of **multi-task learning baselines** with **CLIP-ViT+SlowFast features** on Test (leaderboard) set. We compare the following model training settings: single-task training (ST), multi-task training (MT) by tasks or domains, all-task training (AT) and AT first then ST (AT \rightarrow ST). The best performance (of each block) are highlighted with bold (underline).

Training Setting	TVR	How2R	YC2R	VATEX-EN-R	TVQA	How2-QA	VIO-LIN	VLEP	TVC	YC2C	VATEX-EN-C	Meta-Ave
	AveR	AveR	AveR	AveR	Acc.	Acc.	Acc.	Acc.	C	C	C	
1 Human	-	-	-	-	89.41	90.32	91.39	90.50	62.89	-	62.66	-
<i>Finetune-only</i>												
2 ST	8.81	2.13	42.37	47.02	71.35	69.59	64.30	56.77	<u>50.30</u>	109.89	55.98	52.59
3 MT by Task	11.24	3.27	49.09	45.83	72.58	71.23	66.33	67.84	49.95	110.44	57.01	54.98
4 MT by Domain	11.30	2.66	46.24	44.69	73.66	71.20	66.59	68.13	49.52	104.39	56.25	54.06
5 AT	11.98	3.24	48.40	46.75	<u>74.42</u>	71.85	<u>67.00</u>	<u>69.06</u>	49.13	101.76	56.67	54.57
6 AT \rightarrow ST	<u>12.40</u>	<u>3.61</u>	<u>50.93</u>	49.91	74.38	71.88	66.80	68.68	49.41	<u>110.63</u>	58.09	<u>56.07</u>
<i>Pretrain on ResNet+Slowfast, then Finetune</i>												
7 ST	13.70	3.38	56.59	46.66	74.52	73.82	64.19	67.10	51.04	120.22	55.30	56.96
8 MT by Task	13.45	4.53	57.96	47.47	73.56	73.95	65.80	68.32	49.30	121.66	55.10	57.37
9 MT by Domain	12.90	4.22	51.33	44.45	74.65	74.01	66.80	69.35	48.81	102.41	49.22	54.38
10 AT	12.55	3.32	52.16	46.58	75.00	73.69	67.25	68.65	48.81	114.27	54.79	56.10
11 AT \rightarrow ST	13.56	3.95	54.28	<u>49.09</u>	74.83	74.60	67.18	69.37	48.13	121.89	<u>56.54</u>	57.58

Table 12: Evaluation of **multi-task learning baselines** on Val/Test (public) split. Results are reported on HERO model with ResNet+SlowFast features unless specified otherwise. FT and PT denote finetuning and pre-training of the HERO model. We compare the following model training settings: single-task training (ST), multi-task training (MT) by tasks or domains, all-task training (AT) and AT first then ST (AT \rightarrow ST). The best performance (of each block) are highlighted with bold (underline).

Training Setting	TVR	How2R	YC2R	VATEX-EN-R	TVQA	How2-QA	VIO-LIN	VLEP	TVC	YC2C	VATEX-EN-C	Meta-Ave
	AveR	AveR	AveR	AveR	Acc.	Acc.	Acc.	Acc.	C	C	C	
<i>Finetune-only</i>												
ST	7.72	1.91	33.91	58.99	71.08	69.44	66.83	58.79	48.48	<u>108.46</u>	<u>52.15</u>	52.52
MT by Task	7.23	2.70	39.03	57.64	71.23	71.65	66.82	66.64	47.24	111.35	51.07	53.87
MT by Domain	9.91	3.53	35.76	73.92	73.89	71.40	<u>68.40</u>	<u>67.51</u>	47.67	106.44	50.46	55.35
AT	9.93	3.29	38.58	72.84	<u>74.36</u>	<u>71.85</u>	67.62	66.99	46.73	100.00	51.07	54.96
AT \rightarrow ST	<u>10.53</u>	<u>4.42</u>	<u>41.18</u>	<u>74.06</u>	73.89	71.56	68.97	66.37	47.59	108.30	51.87	<u>56.26</u>
<i>Pre-train+Finetune</i>												
ST	11.66	5.97	48.86	61.66	74.80	74.32	68.59	67.40	<u>50.46</u>	121.89	<u>52.58</u>	58.05
MT by Task	11.37	5.84	49.27	59.37	74.56	74.86	68.78	67.65	49.18	130.38	50.54	58.35
MT by Domain	10.97	4.56	42.18	75.44	74.79	75.15	68.60	68.26	47.88	109.30	45.96	56.65
AT	11.05	3.32	42.80	77.96	74.90	74.35	68.56	69.24	46.49	112.88	49.76	57.39
AT \rightarrow ST	<u>11.76</u>	4.63	45.67	<u>78.09</u>	<u>75.15</u>	74.09	<u>68.99</u>	68.85	46.92	119.15	50.61	<u>58.54</u>
<i>AT \rightarrow ST on CLIP-ViT+SlowFast</i>												
FT-only	12.34	5.12	42.46	78.72	75.33	73.19	69.05	67.99	50.51	114.60	58.13	58.86
PT+FT	13.02	5.66	45.33	79.95	75.43	74.57	69.40	69.19	49.67	115.65	56.35	59.47

correct answer. Comparing video-only input to video+subtitle input, augmenting subtitle information does not guarantee performance improvement. The low performance may be due to ineffective video-subtitle fusion at prediction level or the limited capacity of CLIP to align subtitle information with textual query.

B.3 Additional Results on Multi-Task Baselines

Table 11 presents results of proposed multi-task baselines with the optimal visual representations (CLIP-ViT+SlowFast) found in Section B.1. The highest meta-average score of 57.58 is achieved by AT \rightarrow ST with pre-training (L11). A more concise version of the table is included in VALUE leaderbaord at <https://value-leaderboard.github.io/leaderboard.html>.

Table 12 includes validation results of multi-task learning baselines. Table 13 presents more detailed results of multi-task learning baselines for retrieval and captioning tasks across different evaluation metrics on both validation split (Table 13a) and Test (leaderboard) split (Table 13b).

C Collection of Human Baselines


For multiple-choice QA tasks (*i.e.*, TVQA and How2QA), we resort to crowd-sourcing to obtain human baselines. Specifically, we present the human annotator with a multi-channel video, a question about the video, and a set of answer candidates. The annotator is asked to select the correct answer. Each question is presented to one annotator to evaluate human performance. For VIOLIN, a pair of video and hypothesis is presented to 3 human annotators, who are asked to determine whether the hypothesis is entailed or contradict to the video content. The human performance is evaluated based on the majority vote across the 3 human responses. For VLEP, human annotators are required to choose a more likely event from a pair of next event candidates based on the video content. We also take the majority vote to evaluate human performance. An example of our human evaluation interface is shown in Figure 3. The estimated hourly pay to our annotators is \$8.6. The total amount spent is \$2173.4.

Watch video and answer questions.

Instruction

You will see a video and a question with 4 candidate answers. Please watch a smaller clip of the video by clicking the [Play Interval](#) button. Note you should only watch this portion of the video, we also provide the start and end time of this portion in the box on the right of the button, in case something goes wrong. Please select the correct answer for the question based on the content of the smaller clips. Some questions might be hard, please try your best to make an educated guess.

Please do not try to randomly choose the answers, if your accuracy is far below the average, your submission will be rejected. The time you spent on the HITs will be logged, if your average time spent on the HITs is considerably lower than others, your results are more likely to be checked and rejected if accuracy is too low. So make sure you have put enough time to choose the answers. We want to be fair to the people that have devoted their time to doing the HITs faithfully.



00:00 00:04 / 1:00 00:00-00:09 Play Interval ▶

What are they planting?

- Oregano.
- Thyme.
- Basil.
- Peppers.

Last example 1 / 5 Next example

Submit

Figure 3: UI for huamn evaluation on video QA task.

For captioning tasks, we randomly sample one caption from the ground-truth annotations and use the rest as references to calculate the human performance across all captioning metrics. Note that in YC2C, there is only one caption collected for each video clip, thereby human performance is not reported.

D Additional Experimental Details

D.1 Downstream Adaptation

We describe in detail how HERO [36] architecture can be adapted to VALUE tasks.

For retrieval tasks, we add a query encoder head, consisting of a self-attention layer, two linear layers and an LN layer, on top of HERO’s cross-modal transformer to obtain the query embeddings. The input multi-channel videos are encoded by cross-modal transformer and temporal transformer in HERO to obtain the contextualized video embeddings. For video moment retrieval tasks (TVR [35] and How2R [36]), we follow XML [35] to compute the matching scores between the query and visual frames both locally (frame-level, for moment retrieval) and globally (clip-level, for video retrieval). Specifically, we use cross-entropy loss to supervise the learning of the start and end index for local alignment and a combined hinge loss [76] over positive and negative query-video pairs for global alignment. For video retrieval tasks (YC2R [78] and VATEX-EN-R [66]), only the combined hinge loss is adopted.

For multiple-choice QA tasks (TVQA [32] and How2QA [36]), we append the corresponding QA pair (question and an answer candidate) to each of the subtitle sentences, which is fed into the cross-modal transformer to perform early fusion with local textual context. In addition, these QA pairs are also appended to the input of temporal transformer to be fused with global video context. We use a simple attention layer to compute the weighted-sum-across-time of the QA-aware frame representations from the temporal transformer output. These final QA-aware global representations are then fed through an MLP and softmax layer to obtain the probability score of all the answers for the corresponding question. cross-entropy loss is used to supervise the model training. When supervision is available,¹³ a span prediction loss (addition of two cross-entropy loss on start and end timestamps) is added as additional supervision.

Similar to multiple-choice QA, we append each natural language hypothesis in VIOLIN [40] (or next event candidate in VLEP [34]) to each of the subtitle sentences, as well as to the input of Temporal Transformer. A simple attention pooling layer is added to HERO to obtain the final query-aware global representations. We apply cross-entropy loss for the training.

For captioning tasks, a Transformer decoder [62] is employed to empower HERO with generative capabilities. We feed the whole subtitle-aligned video clip into HERO and obtain the subtitle-fused video representation for each frame. For TVC [35], frame representations are further grouped by the “moment of interest” using the time interval provided in the caption annotation, and the decoder-to-encoder attention is applied on the representations of the corresponding video moment. For YC2C [78] and VATEX-EN-C [66], as the caption is to describe the whole clip, the decoder-to-encoder attention is applied on the representations of the entire video. The decoder is trained with conventional left-to-right language modeling cross-entropy loss together with the HERO encoder end-to-end. We follow MMT [35] to use shallow Transformer decoder (2-layer) with 768-D hidden size, and simply use the greedy decoding at inference for constructing the baselines.

D.2 Video-Subtitle Fusion Methods

We introduce three early fusion baselines in detail. Let’s denote the video segments embeddings as $\mathbf{F}_V = \{f_v, v \in \mathbf{V}\}$ and subtitle sentence embeddings as $\mathbf{F}_S = \{f_s, s \in \mathbf{S}\}$. The video segments embeddings are the concatenations of pre-extracted 2D appearance features concatenated with 3D motion features for each video segment. The subtitle sentence embeddings are obtained by max-pooling the contextualized subtitle token embeddings from a multi-layer transformer for each subtitle sentence. The first method (*sequence concat*) concatenates embeddings at sequence level without temporal alignment, denoted as $\mathbf{F}_V | \mathbf{F}_S$. The second method (*temporal align + sum*) takes the summation of the temporally aligned visual frame embeddings and subtitle sentence embeddings, denoted as $f_v + f_s$. The third method (*temporal align + concat*) concatenates the temporally aligned visual frame embeddings with subtitle sentence embeddings at feature level, denoted as $f_v | f_s$. Compared to HERO, we simply replace cross-modal transformer with methods described above. The fused embeddings from all the methods above are then fed into the temporal transformer to learn the global video context and obtain the final video embeddings.

¹³For example, TVQA and How2QA provides start and end timestamps to localize ‘frames of interest’ for the question.

D.3 Multi-Task Baselines

All our multi-task models are trained with a shared HERO encoder. We add only one head for each task type. For example, the same Transformer decoder is shared among different captioning tasks.

D.4 Implementation Details

Our models are implemented based on PyTorch [52].¹⁴ To speed up training, we use Nvidia Apex¹⁵ for mixed precision training. Gradient accumulation [48] is applied to reduce multi-GPU communication overheads. All experiments are run on 4 or 8 Nvidia V100 GPUs (32GB VRAM; NVLink connection) on Microsoft Azure.¹⁶ We use AadmW [43] to optimize model parameters, with an initial learning rate in $\{3e-5, 5e-5, 1e-4\}$, $\beta_1=0.9$, $\beta_2=0.98$, and use learning rate warmup over the first 10% training steps followed by linear decay to 0.

For single-task training, since the considered datasets vary in scale and domain, we use task-specific learning rates and training steps based on validation performance for each dataset. For multi-task training, we sample one task per mini-batch to train with a probability approximately proportional to the number of training examples for each task. The best checkpoint is selected based on the highest meta-average score achieved on validation split. To reproduce our results, please check the released starter code at <https://github.com/VALUE-Leaderboard/StarterCode>.

For YC2 and VATEX datasets, we employ ASR tool from Azure Cognitive Service¹⁷ to generate the subtitles.

E License and Usage

As per the original authors, the annotations for TVQA [32], TVR [35], TVC [35], VIOLIN [40], YouCookII [78], VLEP [34], How2QA [36], How2R [36] are under CC BY-NC-SA 4.0 license¹⁸, the annotations for VATEX [66] are under CC BY 4.0¹⁹. The videos used in the datasets are from TV shows and YouTube, on non-offensive topics such as sitcoms and instructional videos. The annotations in the datasets do not contain personally identifiable information. Our released features are under CC BY-NC-SA 4.0 license²⁰, and our code is under MIT license²¹.

The datasets used in the benchmark contain biases, both in the videos and the annotations. Such biases might be reflected in the predictions of the systems trained on these data. Users should not completely rely on such systems for making real-world decisions.

¹⁴<https://pytorch.org/>

¹⁵<https://github.com/NVIDIA/apex>

¹⁶<https://azure.microsoft.com/>

¹⁷<https://azure.microsoft.com/en-us/services/cognitive-services/speech-services/>

¹⁸<https://creativecommons.org/licenses/by-nc-sa/4.0/>

¹⁹<https://creativecommons.org/licenses/by/4.0/>

²⁰<https://creativecommons.org/licenses/by-nc-sa/4.0/>

²¹<https://opensource.org/licenses/MIT>

Table 13: Detailed results of multi-task training baselines on (a) Validation (Val/Test (public)) split and (b) Test (leaderboard) split of retrieval and captioning tasks. FT and PT denote finetuning and pre-training of the HERO model. We compare the following model training settings: single-task training (ST), multi-task training (MT) by tasks or domains, all-task training (AT) and AT first then ST (AT \rightarrow ST). The best performance (of each block) are highlighted with bold (underline).

(a) Results on Validation split.																								
Training Setting	TVR		How2R		YC2R		VATEX-EN-R		TVC		YC2C		VATEX-EN-C											
	R@1	R@5	R@10	R@1	R@5	R@10	R@1	R@5	R@10	B@4	R	M	C	B@4	R	M	C							
Human	-	-	-	-	-	-	-	-	-	12.90	36.50	20.60	64.56	-	-	-	-	24.65	46.85	24.89	61.86			
<i>Finetune-only</i>																								
ST	3.38	8.63	11.14	0.62	2.01	3.09	18.73	37.17	45.82	29.72	67.48	79.77	<u>11.31</u>	<u>33.31</u>	<u>17.21</u>	48.48	9.64	<u>37.15</u>	16.98	108.46	29.64	48.03	22.70	<u>52.15</u>
MT by Task	2.47	7.88	11.34	0.77	3.09	4.25	22.51	42.73	51.86	29.28	65.92	77.75	10.72	32.76	17.07	47.24	9.87	36.71	17.03	111.35	28.87	47.33	22.50	51.07
MT by Domain	4.11	10.82	14.79	1.70	3.86	5.02	18.19	39.64	49.46	45.50	84.17	92.08	10.99	33.20	17.14	47.67	9.45	36.45	16.53	106.44	29.67	47.75	22.32	50.46
AT	4.23	10.77	14.78	1.00	3.48	5.40	20.90	43.01	53.06	44.12	83.00	91.80	10.43	32.61	16.88	46.96	9.28	35.82	16.45	102.26	<u>30.14</u>	48.11	22.45	51.00
AT \rightarrow ST	<u>4.67</u>	<u>11.46</u>	<u>15.45</u>	<u>1.78</u>	<u>5.17</u>	<u>6.64</u>	<u>23.17</u>	<u>45.31</u>	<u>55.07</u>	<u>45.66</u>	<u>84.10</u>	<u>92.42</u>	10.50	32.85	16.96	47.59	9.59	37.05	<u>17.06</u>	108.30	29.74	<u>48.18</u>	22.60	51.87
<i>Pre-train+Finetune</i>																								
ST	<u>5.57</u>	12.43	16.99	3.01	6.33	8.57	31.30	53.04	62.23	33.04	70.31	81.64	<u>12.25</u>	<u>34.10</u>	<u>17.54</u>	50.46	11.47	39.79	18.14	121.89	<u>30.07</u>	48.34	22.72	<u>52.58</u>
MT by Task	5.17	12.16	16.79	2.78	6.18	8.57	30.18	54.13	63.49	31.17	67.62	79.31	11.53	33.61	17.42	49.18	12.40	40.41	18.81	130.38	29.22	47.57	22.37	50.54
MT by Domain	4.61	11.82	16.48	2.78	4.63	6.27	22.34	46.65	57.56	48.07	85.27	92.99	11.79	33.75	17.15	47.88	10.09	38.27	17.40	109.30	28.98	48.01	21.86	45.96
AT	5.08	12.08	15.98	1.47	3.55	4.94	23.80	47.31	57.30	51.72	87.90	<u>94.26</u>	10.92	32.96	16.86	46.49	10.54	38.04	17.36	112.88	29.72	48.13	22.26	49.76
AT \rightarrow ST	5.49	<u>12.61</u>	<u>17.18</u>	2.62	5.02	6.25	27.38	50.09	59.53	<u>52.08</u>	<u>87.92</u>	<u>94.26</u>	11.01	33.06	16.94	46.92	11.17	38.89	17.82	119.15	29.66	48.19	22.52	50.61
<i>AT \rightarrow ST on ViT+SlowFast</i>																								
FT-only	5.67	13.44	17.91	2.78	5.33	7.26	24.71	46.31	56.36	53.70	88.20	94.26	<u>11.68</u>	<u>33.91</u>	<u>17.63</u>	<u>50.51</u>	10.35	37.93	17.46	114.60	32.93	50.13	24.06	58.13
PT+FT	<u>5.93</u>	<u>14.36</u>	<u>18.76</u>	3.01	6.18	7.80	26.23	49.71	60.05	55.62	89.15	95.07	11.52	33.86	17.44	49.67	10.62	38.59	17.70	115.65	32.69	50.02	23.85	56.35
<i>21</i>																								
(b) Results on Test (leaderboard) split.																								
Training Setting	TVR		How2R		YC2R		VATEX-EN-R		TVC		YC2C		VATEX-EN-C											
	R@1	R@5	R@10	R@1	R@5	R@10	R@1	R@5	R@10	B@4	R	M	C	B@4	R	M	C							
Human	-	-	-	-	-	-	-	-	-	13.05	36.52	20.65	62.89	-	-	-	-	24.77	46.88	25.09	62.66			
<i>Finetune-only</i>																								
ST	3.10	8.44	11.55	0.32	1.74	3.16	24.00	44.26	53.80	15.97	42.14	56.91	11.26	32.96	16.91	46.76	9.00	36.35	16.58	106.24	29.63	48.02	22.70	52.16
MT by Task	2.99	8.21	12.06	0.24	1.90	3.56	27.62	51.49	60.04	16.45	41.99	56.08	10.69	32.60	16.87	46.01	9.54	35.51	16.62	105.22	28.86	47.32	22.49	51.07
MT by Domain	4.35	10.79	14.88	1.18	3.01	3.87	24.13	50.25	59.35	14.80	39.53	53.96	11.05	32.96	16.96	46.53	8.61	35.20	16.24	100.74	29.67	47.74	22.31	50.46
AT	4.30	10.57	14.42	0.71	2.45	4.11	27.81	53.57	62.34	15.63	40.80	55.56	10.89	32.75	16.84	46.46	9.18	35.21	16.27	101.72	<u>30.21</u>	48.10	22.49	51.07
AT \rightarrow ST	<u>4.82</u>	<u>11.43</u>	<u>15.03</u>	<u>1.34</u>	2.84	4.03	<u>31.17</u>	<u>54.11</u>	<u>63.15</u>	<u>16.52</u>	<u>42.42</u>	<u>56.79</u>	10.65	32.69	16.75	46.12	9.00	36.32	16.67	103.73	29.74	<u>48.20</u>	22.61	51.87
<i>Pre-train+Finetune</i>																								
ST	5.69	13.38	17.06	1.90	4.43	5.93	38.97	63.65	71.01	18.33	44.77	58.78	12.00	33.94	17.39	48.97	11.46	39.67	18.17	127.94	30.07	48.32	22.80	52.57
MT by Task	<u>6.01</u>	<u>13.71</u>	<u>18.18</u>	1.82	5.06	7.11	39.46	63.90	74.25	17.95	43.84	58.12	11.56	33.42	17.21	48.02	11.70	38.90	18.13	123.40	29.21	47.58	22.36	50.49
MT by Domain	5.37	12.46	16.76	2.21	3.95	5.93	30.42	57.54	68.45	15.73	40.60	54.58	11.93	33.61	17.04	47.23	9.11	36.60	16.87	100.29	28.99	47.98	21.85	45.95
AT	5.35	12.61	16.87	2.14	4.03	5.93	31.86	57.54	67.21	16.48	41.40	56.15	11.19	33.10	16.84	46.04	10.17	37.40	17.21	109.11	29.70	48.13	22.26	49.74
AT \rightarrow ST	5.72	13.21	17.57	2.29	4.98	6.25	34.73	59.85	67.89	17.08	42.59	56.90	11.40	33.09	16.88	46.38	11.32	39.03	17.83	120.86	29.62	48.18	22.52	50.59
<i>AT \rightarrow ST on CLIP-ViT+SlowFast</i>																								
FT-only	5.91	13.58	17.72	1.42	3.79	5.61	31.73	55.67	65.40	25.01	55.36	69.36	11.61	33.84	17.49	49.41	9.94	37.62	17.59	110.63	32.89	50.01	24.04	58.09
PT+FT	6.39	14.75	19.54	<u>1.90</u>	<u>3.79</u>	<u>6.17</u>	<u>35.10</u>	<u>59.48</u>	<u>68.27</u>	24.51	54.34	68.41	11.78	33.68	17.15	48.13	11.25	<u>39.02</u>	<u>17.92</u>	<u>121.89</u>	32.68	50.01	23.84	56.29