

LLAMA: The Low Level Abstraction For Memory Access

Bernhard Manfred Gruber^{1,2,3}, Guilherme Amadio¹, Jakob Blomer¹,
Alexander Matthes^{4,5}, René Widera⁴, and Michael Bussmann²

¹EP-SFT, CERN, Geneva, Switzerland

²Center for Advanced Systems Understanding, Saxony, Germany

³Technische Universität Dresden, Dresden, Germany

⁴Helmholtz-Zentrum Dresden - Rossendorf, Dresden, Germany

⁵LogMeIn, Dresden, Germany

31. May 2021

Abstract

The performance gap between CPU and memory widens continuously. Choosing the best memory layout for each hardware architecture is increasingly important as more and more programs become memory bound. For portable codes that run across heterogeneous hardware architectures, the choice of the memory layout for data structures is therefore ideally decoupled from the rest of a program. This can be accomplished via a zero-runtime-overhead abstraction layer, underneath which memory layouts can be freely exchanged.

We present the C++ library LLAMA, which provides such a data structure abstraction layer with example implementations for multidimensional arrays of nested, structured data. LLAMA provides fully C++ compliant methods for defining and switching custom memory layouts for user-defined data types. Providing two close-to-life examples, we show that the LLAMA-generated AoS (Array of Struct) and SoA (Struct of Array) layouts produce identical code with the same performance characteristics as manually written data structures. LLAMA's layout-aware copy routines can significantly speed up transfer and reshuffling of data between layouts compared with naive element-wise copying. The library is fully extensible with third-party allocators and allows users to support their own memory layouts with custom mappings.

1. Introduction

Most programs nowadays are memory-bound[24, 4, 6], mainly due to current choices in hardware design. The efficiency of parallel programs thus increasingly relies on maximizing data throughput by increasing data locality and choosing data layouts for efficient parallel access.

Moreover, the increasing heterogeneity of computing hardware means that optimal access patterns vary between platforms and portable efficient data transport becomes a challenge. We observe a proliferation of specialized compute hardware architectures to fight the increasing gap between compute and memory capabilities, including Google’s Tensor Processing Units (TPUs)[20], the PEZY SC many-core microprocessors[33], Fujitsu’s A64FX processor powering the Fugaku supercomputer[26], neuromorphic computers [29], and others [27].

Modern hardware is only used efficiently if its internal structure is respected. That concerns memory accesses as well as the parallel execution of programs. In modern hardware architectures we must consider cache hierarchies, latencies, bandwidths, physical memory architectures (e.g. DDR, GDDR, HBM¹, SCM²), programmable scratchpad memories (e.g. CUDA shared memory), memory sizes (e.g. L1 cache size) and the type of access (e.g. read, write, atomic, uncached, streaming, non-temporal). Spatial and temporal access patterns of the algorithm need to be considered as well.

This entails a problem if a portable and performant program is desired: A chosen data structure can only be optimized for one hardware architecture. For specific domains, small to medium-size applications and a restricted set of platforms, the needed set of memory layouts can still be implemented and optimized, requiring separate code paths depending on the target system, negatively impacting maintainability. By contrast, general-purpose and broadly applicable data structures entail sub-optimal performance for specific use cases or platforms, and frequently lack flexibility and tunability on the user side.

The efficient copying and reshuffling of data represents an additional major challenge, especially in a heterogeneous memory hierarchy, where different memory layouts of the same data will be used. Inter-device copies benefit from transferring data in larger blocks, while optional memory layouts will likely differ on very fine levels.

Maximizing data locality, optimizing data access and data movement for throughput critically depends on having full control over data layouts. A successful approach retains the expressive strength of general-purpose programming facilities for describing and accessing data structures, and at the same time allows for efficient memory access of these. In many mainstream languages though, the memory layout cannot be separated from a data structure. New, possibly domain specific languages or code generative approaches could solve this issue, but often lock themselves out of established ecosystems dominated by traditional languages and frameworks written in them. A solution should be widely available on a broad range of systems, using and integrating with established

¹High bandwidth memory

²Storage class memory

and standard technologies. Thus, we choose C++ as implementation and target language for such a solution due to C++’s wide-spread usage in high performance computing and data analysis. C++ also provides the necessary language facilities to allow a high-level abstraction at a high execution speed with little to zero overhead on a broad range of hardware platforms, including CPUs, GPUs and FPGAs.

A C++ based solution needs to allow users to express a data structure in a close-to-native way and independently of how it is stored. Consequently, programs written against this data structure’s interface are not bound to the data structure’s layout in memory. This requires a data layout independent way to access the data structure. Data access needs to be potentially lazily evaluated to defer the target address computation and the actual data fetch as much as possible, allowing the solution to have a bigger picture of the performed memory access and only touch memory regions which are actually needed.

The solution needs to provide generic facilities to map user-defined data structures to performant data layouts while also allowing specialization of this mapping for specific data structures. A data structure’s mapping must be chosen and resolved statically at compile time to give the compiler full optimization potential, thus guaranteeing the same performance as manually written versions of a data structure.

The solution should identify the set of information on hardware structure and algorithmic memory access required for optimizations. This meta information should be provided as input to the memory mappings, enabling to choose and specialize an optimal memory mapping for a given hardware architecture automatically.

Once a solution has the ability to fully describe a memory mapping in a consumable way, and meta information on hardware and program access pattern is provided, the path is open to provide efficient, high-throughput copying between different data layouts. This includes deep copies, zero copies and in-situ transformation of data layouts. A good solution for heterogeneous environments will identify large, contiguous, common chunks of memory between different memory layouts to reduce the number of necessary copy commands for inter-device copies.

It is our firm believe that optimizing access and throughput on the available systems will focus on optimizing the structure of small data blocks first, targeting the fastest memory with highest throughput and lowest latency. Data layouts are then built bottom-up to respect and map optimally to a target hierarchy of memory systems. A synthesis of these data layouts into more complex and perhaps distributed data structures and assuring for a global optimization requires different solutions, which are outside the scope of this article.

The implementation of such a solution in a close-to-native, familiar and usable way is challenging, as it breaks C++’s paradigm that a data structure definition is strictly tied to a memory layout by the language’s rules.

A well-designed solution will handle memory layout separately from allocation, thus enabling integration with user-provided allocators and allowing the solution’s use in mobile, embedded and freestanding environments, where dynamic memory allocation is often prohibited.

Our contribution, the Low Level Abstraction of Memory Access (LLAMA), is an at-

tempt to provide such a solution as a C++ library. LLAMA grew out of the needs and technologies developed within PIconGPU, a highly performant particle-in-cell simulation framework for GPUs[3].

2. Related work

We firmly believe that it is crucial to allow a flexible, problem-specific definition of data structures on the user side, while allowing for optimization of data access and throughput on the hardware side. This will become increasingly relevant when democratizing access to HPC and with growing complexity of simulation and data analysis code. Many current solutions approach memory layout optimization from the hardware perspective rather than from the user side. We thus think that providing users with more freedom, expressiveness and flexibility when defining their data structures, while still leaving room for optimization, is a good way forward to broaden the user and application base of HPC resources.

Several attempts have been made to tackle memory layout abstraction and portable optimization, often tied to specific usage scenarios. In the following we provide an overview of relevant categories of libraries and technologies and point to some prominent examples. This overview is not meant to be exhaustive, but rather give a starting point for the interested reader.

2.1. SoA containers

SoA containers provide container class templates which support rearranging the container's value type from the traditional AoS storage (e.g. `std::vector<T>`) into a SoA storage. Such libraries can be found in research[17, 36, 30, 15, 21, 31] as well as in industry[18]. These libraries typically focus on CPU targets and automatic vectorization, providing strong performance gains over traditional AoS data structures on linearly-iterating access and especially if only subparts of the inner structure are needed. If the access is at irregular array positions and to almost all of the inner structure, AoS layouts provide better locality of reference. Providing an AoSoA container is harder to implement while retaining successful automatic vectorization[21]. Our experience confirms this.

LLAMA goes beyond such libraries by allowing arbitrary memory layouts and supporting them on CPUs and accelerators. The popular AoS, SoA and AoSoA are the most common choices for laying out sequences of structures for CPUs and therefore have direct support in LLAMA.

2.2. SIMD libraries and AoSoA

There is a manifold of SIMD libraries[23, 7, 28, 8, 22] available as well as efforts to standardize SIMD types in C++[13]. These primarily offer abstractions for SIMD vectors, masks, arithmetic operations and mathematical functions, which are resolved to a SIMD technology at compile time. However, the SIMD vector types are also especially

useful to build SIMD compatible data structures. By putting, possibly heterogeneous, vector types instead of scalars into structures, AoSoA memory layouts are easily defined. Fetching SIMD vectors from pointers to contiguous data also allows easy interaction with SoA layouts.

The `Vc`[22] library for example provides the explicit `simdize<S>` construct to create SIMD versions of existing class templates `S<A>` on an arithmetic type `A`, for instance turning a struct containing float scalars into a struct containing float vectors.

While AoSoA and SoA data layouts in conjunction with SIMD data types are highly relevant for performant CPU focused data structures, these libraries usually fail to support GPU scenarios and higher dimensional arrays. LLAMA supports AoSoA and SoA memory layouts of heterogeneous structures as well, but agnostic of any SIMD technology or target hardware architecture and is thus fully portable.

2.3. Multidimensional array libraries

There is a class of libraries explicitly focusing on generic multidimensional arrays[10, 37, 14]. The central design aspect is usually the specification of a storage order, which determines in which order the multidimensional array's indices are linearized into memory, which has profound implications on the memory access pattern. For 2D arrays, this is well known as row- or column-major layout, but the concept generalizes to higher dimensions. Some libraries even provide more advanced layouts using space filling curves such as Morton codes or Hilbert curves[11].

A variant of such multidimensional array libraries are non-owning multidimensional array wrappers, such as `std::mdspan`[34, 35], which provide a multidimensional array interface on top of existing, flat arrays.

Multidimensional array libraries are typically constructed for arithmetic value types and offer no functionality to split the value type and map parts of it differently. Also for structured data, these libraries resolve to a memory location of their value type immediately on access, before further navigation on the value type can continue.

LLAMA can postpone eager evaluation of an access to a memory location and return an intermediary proxy object, thus avoiding to form memory addresses to full intermediate objects. This allows richer possibilities for memory layouts like splitting and rearranging the elements of a data structure. Storage order and space filling curves are also supported as part of LLAMA's mappings.

2.4. Compute kernel abstraction libraries

Recent technologies for expressing parallel and portable compute kernels, like Kokkos[5], RAJA[2] or SYCL[12], need to address portable memory handling as part of their design.

Kokkos provides views as memory and buffer abstraction with a rich set of specializations allowing a good decoupling of algorithm and underlying data storage. These include views backed by host, device or unified virtual memory, PGAS³ views using MPI

³Partitioned global address space

and views of SIMD types. For views with two or more dimensions, a column/row major, strided or fully user defined layout can be chosen.

RAJA’s views are similar to `std::mdspan` as they are non-owning and based on existing arrays. They also have a customizable layout trait, determining how a view maps indices to locations in the underlying arrays, including permuting and offsetting indices and creating subviews with offset indices. RAJA’s multi-views also allow to map the data into multiple arrays.

SYCL employs accessors as abstractions to access buffer and image data. While supporting multidimensional access, the storage order is fixed to row-major for buffer and to column-major for image accessors.

While portable across more acceleration technologies, Kokkos’ and RAJA’s views and SYCL suffer from the same limitation as multidimensional array libraries. SYCL additionally does not allow to customize how multidimensional array indices are linearized.

With the flexibility of LLAMA, there is no longer a need to couple a solution for performance portable memory layout optimization to a specific parallel programming library, and libraries such as Alpaka[38], that do not make assumptions on data layout, can be used together with LLAMA.

2.5. Ecosystems for parallelization of scientific algorithms

More and more, ecosystems for parallelization of scientific codes come about that provide their own, flexible data layouts for a broad range of applications. As an example, OpenFPM[16] provides a scalable and open C++ framework for particle and mesh simulation. It contains, among many domain specific features, a powerful meta-programming mechanism to define distributed, multidimensional arrays of structured data, which seems to be usable separately from the rest of OpenFPM. The memory layout can be independently configured by the user via an additional template argument. CUDA is supported.

Our inspection finds that the supported memory layouts are AoS and SoA. Arbitrary linearization of multidimensional arrays seems not configurable. After consulting with OpenFPM’s main developer, a generalization to allow any user-defined memory layouts would be possible with moderate effort on their side.

Although OpenFPM seems already close to a solution, the project’s focus is different and domain specific. With LLAMA, we are aiming for a much smaller and focused framework with less dependencies. This allows easier and broader usage of the library. We see LLAMA as a generalization of the memory layout capabilities found in OpenFPM’s foundation.

3. Design

The design of LLAMA centers on an abstract description of a data structure containing compile time and runtime information, which is instantiated with a separately config-

Table 1: Comparison of memory layouting capabilities of various C++ libraries and frameworks. ✓ denotes supported features, (✓) = partially supported features and ✗ marks unsupported features.

Feature	SoA containers	SIMD libraries	Multidim. arrays	Comp. krnl. abs.	OpenFPM	LLAMA
SoA	✓	✓	✗	✗	✓	✓
AoSoA	✗	✓	✗	✗	✗	(✓)
Mult.-dim. arrays	✗	✗	✓	✓	✓	✓
Any array linear.	✗	✗	✓	✓	✗	✓
Any mapping	✗	✗	✗	✓	✗	✓
Nested structures	✓	✓	✗	✗	✓	✓
Accelerator supp.	(✓)	✗	(✓)	✓	✓	✓
Multiple blobs	✓	✗	✗	(✓)	✓	✓
Lazy access eval.	(✓)	✗	✗	✗	✗	✓
Layout spec. copy	✗	✗	✗	✗	✓	✓
Alloc. indep. use	✗	✓	(✓)	✓	✓	✓

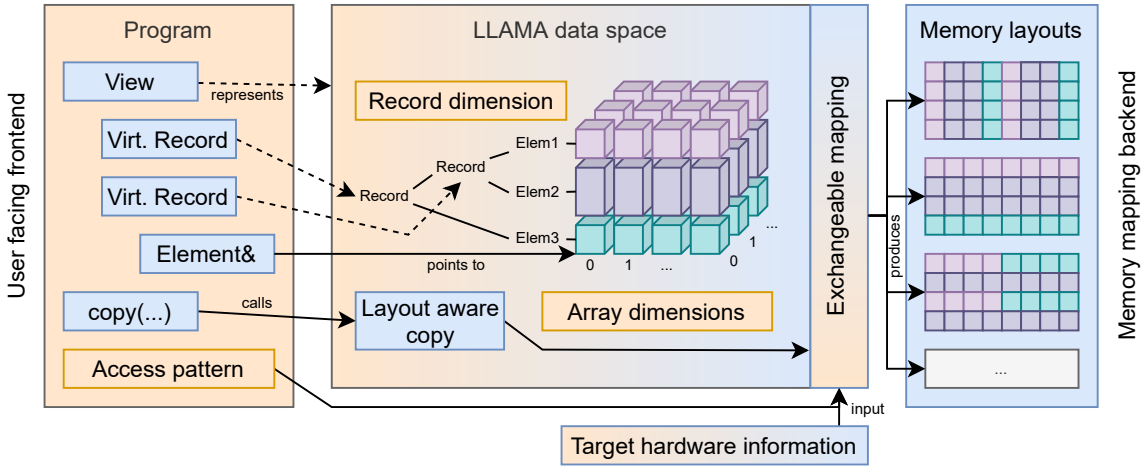


Figure 1: Conceptual overview of LLAMA.

urable memory layout. The following sections will elaborate on the conceptual design of LLAMA, introduce its library components and walk the reader through these components in the order they will be used when writing a program with LLAMA.

3.1. Concept

Figure 1 illustrates the conceptual design of LLAMA. In order to separate data structure access and physical memory layout LLAMA introduces an abstract data type called *data space*. The data space is an index set of hypercubic shape described by the *record dimension* and one or more *array dimensions*. The record dimension consists of a hierarchy of names and describes nested, structured data, much like a `struct` in C++. LLAMA is thus currently limited to n-dimensional, dynamically-sized arrays of structures. Programs are written against this abstract data space and thus formulated independently of the physical manifestation of the data space. Programs can refer to the data space via a

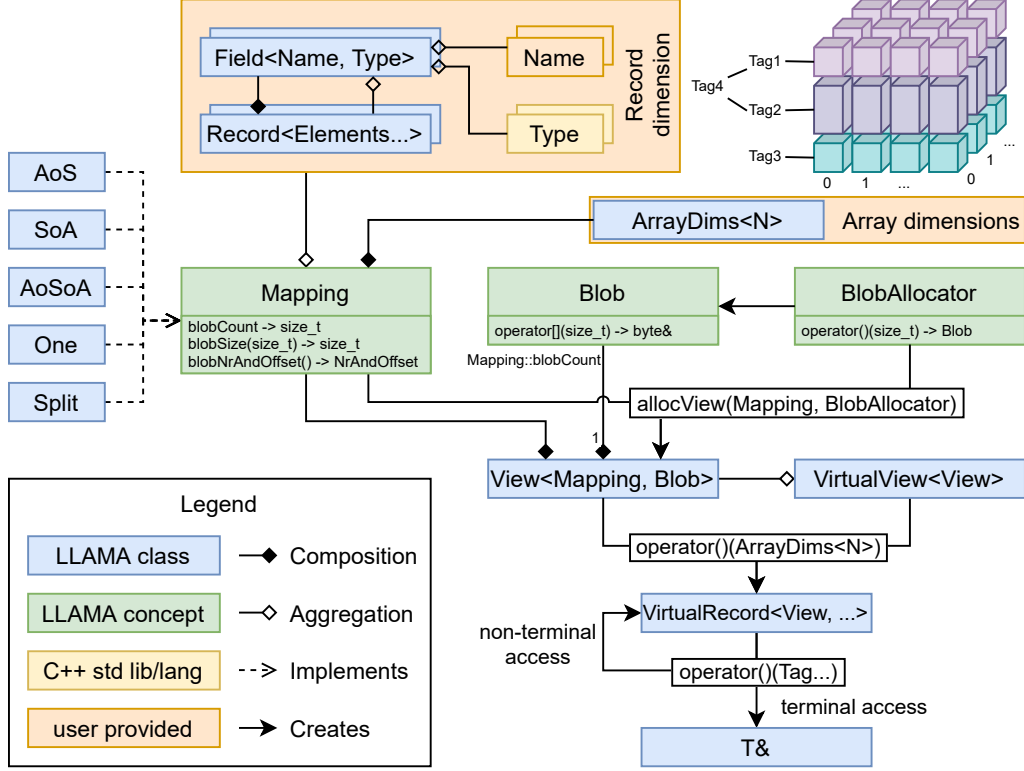


Figure 2: Overview of the C++ library components of LLAMA.

view, and to subparts of the data space via *virtual records*, which behave like references to *structs*, and to individual elements via real l-value references. To allow a flexible specification of a memory layout, the data space is materialized via an exchangeable *mapping* that describes how the index set of the data space is embedded into a physical memory. For further optimization, this mapping can be augmented with additional information from the programs access pattern and target hardware information. Due to a mapping encapsulating the full knowledge of a memory layout, LLAMA supports *layout-aware copy* operations between instances of the same data space but with different mappings.

This multidimensional index approach mirrors sets of parallel tasks or threads identified by similar multidimensional index structures, as common in e.g. CUDA, OpenCL or Alpaka.

3.2. Library overview

Figure 2 gives an overview of the components of LLAMA. The core data structure of LLAMA is the *view*, which provides methods to access the data space. In order to create a view, a *Mapping* is needed. LLAMA offers many kinds of mappings and users can also provide their own mappings. Mappings are constructed from a record dimension, containing nested records with named fields holding the element types, and

array dimensions. In addition to a mapping defining the memory layout, an array of blobs is needed for a view, supplying the actual storage behind the view. A `Blob` is any object representing a contiguous chunk of memory. A suitable `Blob` array is either directly provided by the user or built using a `BlobAllocator`. This allows LLAMA to stay independent of and orthogonal to allocators.

The user can navigate the data managed by the view by means of views. Created on top of a view, a `VirtualView` restricts access to a subspace of the array dimensions. Elements of the array dimensions, called records, are accessed on both, `View` and `VirtualView`, by specifying an array dimensions coordinate. This access returns a `VirtualRecord`, allowing further access using the tags from the record dimension, until eventually a reference to actual data in memory is returned.

3.3. Describing a data structure

LLAMA distinguishes between the array and the record dimensions. The array dimensions are defined at runtime whereas the record dimension is defined at compile time. This allows to make the problem size itself a run time value but leaves the compiler room to optimize the data access.

The record dimension is statically sized and the equivalent of nested `structs` in C++. A `Record<Fields...>` defines a record structure with data members `Fields`. A `Field<Name, Type>` needs two type arguments. The `Name` type is used as a compile time identifier to refer to the field. The `Type` type is either an elemental type not further decomposed by LLAMA or another `Record`. If `Type` is an array type with static extent, LLAMA replaces it by a `Record` with as many `Fields` as the array's extent.

The array dimensions are an N-dimensional array of runtime integral values, with N being a compile time value.

Listing 1 shows an example of a data structure description.

Listing 1: A data structure description in LLAMA.

```
struct X{}; struct Y{}; struct Id{};
struct Pos{}; struct Mass{}; struct Flags{};

using Vec = llama::Record<
    llama::Field<X, float>,
    llama::Field<Y, float>
>;
using Particle = llama::Record<
    llama::Field<Id, uint16>,
    llama::Field<Pos, Vec>,
    llama::Field<Mass, double>,
    llama::Field<Flags, bool[3]>
>;
using ArrayDims = llama::ArrayDims<3>;
...
ArrayDims arrayDimsSize{128, 256, 32};
```

Initially, empty `structs`, called tag types, are created to serve as compile time names. Then, a structure is defined via an alias declaration using the `Record` construct, containing

2 Fields of type `float`, using the tag types as field names. A second structure with 4 fields is then defined in a similar way, referring to the first structure for the second field, thus nesting the first structure. Notice that for the last field a static array is specified.

3.4. View creation

The `view` takes coordinates in the array and record dimensions and returns a reference to a record in memory which can be read from or written to.

As shown in listing 2, a view is allocated using the helper function `allocView`, which takes a mapping and an optional blob allocator.

Listing 2: Creating a LLAMA view.

```
using Mapping = ...; // see section 3.7
Mapping mapping(arrayDimsSize);
auto view = allocView(mapping, blobAlloc); // blobAlloc is optional
```

3.5. Data access and VirtualRecord

We call an access to a data structure which returns a memory location and the type stored at this location, a terminal access. A non-terminal access on a data structure does not yet result in an element of the data structure but a subpart, an intermediate object. The type of this intermediate object and how and if it materializes is a crucial design aspect of a data structure.

Traditional data structure access on C++ containers is resolved eagerly and the destination memory location is computed step-by-step. E.g. the access `std::vector<T> v;` `auto& x = v[i].x;` involves resolving to a `T&` inside the vector and then resolving `x` on a `T&` in two separate steps. The `T&` is an intermediary construct created and already requires partial computation of the destination memory location.

In LLAMA, access to elements is built up gradually and only resolved once the access is terminal. LLAMA therefore has a holistic view of an access request into a data structure and thus richer possibilities for optimization.

Listing 3 compares the access on a `std::vector` and on a LLAMA view:

Listing 3: Accessing a `std::vector` vs. LLAMA view. Every non-terminal access results in a `VirtualRecord` aggregating the already specified access index information. Every terminal access will invoke the Views mapping function to resolve to a blob and offset from where to serve the storage for a value.

```
std::vector<ParticleStruct> vec = ...;
size_t i = 1 * pitch1 + 2 * pitch2 + 3; // index linearization
ParticleStruct& particle = vec[i];      // partial address computation
ParticleStruct& pos = particle.pos;     // partial address computation
float& y = pos.y;                      // final address computation

auto view = llama::allocView(...);
llama::VirtualRecord<...> particle = view(1, 2, 3); // non-terminal
llama::VirtualRecord<...> pos = particle(Pos{});   // non-terminal
float& y = pos(Y{});                             // terminal, full address computation
```

A `VirtualRecord` obtained from a `View` is a value type that represents a reference. `One<RecordDim>` is a mechanism to create a view independent `VirtualRecord`, which is a value type with deep-copy semantic.

Listing 4: Using LLAMA’s `One` to create a local, view independent record value.

```
llama::One<Particle> p = view(3, 2, 1); // view independent deep-copy
p(Pos{}, Y{}) = 1.0;
auto p2 = p; // another independent deep-copy
view(1, 2, 3) = p2; // copy into view
```

`VirtualRecord` overloads assignment, arithmetic and logical operators to allow to express computations on multiple fields. For reference `VirtualRecords`, these operators directly write through into the corresponding view. Binary operators return their results on the stack as a `llama::One`. These operators are designed to work even between two virtual records of different record dimensions, applying the operation on hierarchically matching tags. Scalar operands are also supported, e.g. assigning to all record fields in one statement. Since one operator executes on multiple independent fields, vertical vectorization⁴ could be employed here, but is currently not implemented.

3.6. C++ integration

A `VirtualRecord` models a reference to a structure with fields stored distributed in memory. It behaves similarly to a `std::tuple` holding references to the structure’s fields. LLAMA thus provides functionality, as demonstrated in listing 5, to seamlessly convert between a structurally equivalent `std::tuple`, `VirtualRecord` and even a user defined data type if it implements the C++ tuple interface. Structured bindings of `VirtualRecord` are also supported. In all cases, the mapping function is just invoked for terminal accesses.

Listing 5: Integration of `VirtualRecord` with tuple like objects.

```
struct MyParticle { ... }; // + std::tuple_...<MyParticle>
                          // + get<I>(MyParticle)

auto p = view(1, 2, 3);
auto [id, pos, mass, flags] = p; // pos and flags are VirtualRecords
                                // id is uint16& and mass is float&
auto [x, y] = vel; // x, y are float&

MyParticle p1 = p.load(); // constructs MyParticle from multiple float&
p1.mass = 4.0;
p.store(p1); // tuple-element-wise assignment from p1 to p
```

LLAMA offers several constructs to iterate over the record and array dimensions as demonstrated in listing 6. `ArrayDimsIndexRange` is a C++ range to iterate over all index tuples within the given array dimensions. Compile-time iterating over the record

⁴Vertical vectorization packs computations on multiple, different, scalar variables into a single SIMD operation. Conversely, horizontal vectorization packs multiple array instances of the same field into a SIMD operation.

dimension is implemented with `forEachLeaf()`, passing different `RecordCoord` types to the provided generic callable.

Iterators on views of any dimension are supported and allow LLAMA to integrate with the standard library. Since virtual records interact with each other based on the record dimension tags, we can also use iterators from multiple views together, even if the views have different mappings or record dimensions.

Listing 6: LLAMA’s iteration constructs and STL integration.

```
llama::ArrayDimsIndexRange range{llama::ArrayDims<2>{3, 3}};
std::for_each(range.begin(), range.end(), [](llama::ArrayDims<2> coord) {
    // coord is {0, 0}, {0, 1}, {0, 2}, {1, 0}, ..., {2, 2}
});
llama::forEachLeaf<RecordDim>([&](auto coord) {
    // coord is RecordCoord<0, 0>{}, ..., RecordCoord<3, 3>{}
    auto fieldValue = view(1, 2, 3)(coord);
});

for (auto p : view) p(Mass{}) = 1.0;

auto view2 = llama::allocView(...); // different layout, Vec as RecordDim
std::transform(view.begin(), view.end(), view2.end(),
    [](auto p) { return p(Pos{}) * 2; });
auto [xsum, ysum] =
    std::reduce(view2.begin(), view2.end(), llama::One<Vec>{});
```

3.7. Mappings

The core tasks of LLAMA is to map an index tuple from the data/index space spanned by array and record dimensions to some address in the allocated memory space, as sketched in figure 3. It is vital that the compiler can see through LLAMA’s abstractions and into a mapping’s implementation in order to optimize the memory accesses (vectorization, reordering, aligned loads, etc.). Thus, mappings are compile time parameters to LLAMA’s views.

Mappings are configured on the array and record dimensions. They expose a compile time blob count, informing the view how many blobs it needs to hold. Furthermore, for each blob the size in bytes can be queried at runtime. The core functionality is the member function `blobNrAndOffset<RecordCoords...>(ArrayDims)-> [blob, offset]`, which translates an access request to the element described by the `RecordCoords` at an array dimensions coordinate into a destination blob number and offset inside that blob. The view then takes this information to retrieve the actual byte address of the stored value and reinterpret it with the correct type. Mappings can also be used for instrumentation and memory profiling.

LLAMA provides several ready-to-use mappings, but users are also free to supply their own mappings as long as they fulfill the `Mapping` concept. To demonstrate that implementing a mapping is often achievable with modest effort, we also list the LOCs (Lines of Code) of their implementations⁵, which use a few common utility functions not

⁵As counted by the `cloc` command.

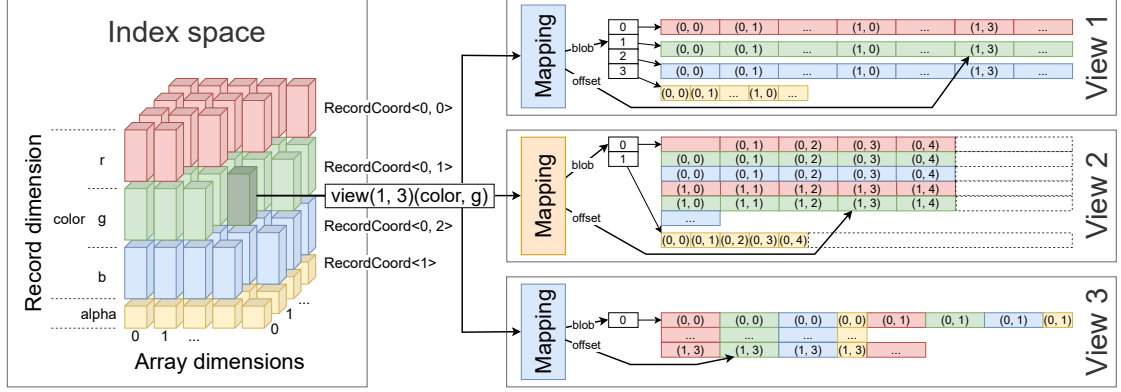


Figure 3: Concept of LLAMA mappings. A mapping defines how a record and array dimension index tuple is translated into a blob number and offset.

counted. The following mappings are provided by LLAMA:

AoS 48 LOCs. Places the record dimension's fields after each other into memory and repeats this layout as many times as the array dimensions have records. The fields can be padded to adhere to their type's alignment or tightly packed.

SoA 77 LOCs. For each field of the record dimension, repeats as many instances of one field contiguously as records in the array dimensions. Either one blob per field (called SoA MB, for multi-blob) or one blob for the entire layout can be used.

AoSoA 61 LOCs. Same as AoS, but repeats a field L times before continuing with the next field in the record domain. L is a compile time argument of this mapping.

One 34 LOCs. Collapse the entire array dimensions into 1 element, thus storing a single instance of the record domain.

Split 139 LOCs. Selects a part of the record domain by a record coordinate and splits the record domain, mapping the selected part using a different mapping than the remaining part.

Trace 72 LOCs. Counts the number of accesses to each field at runtime and then forwards the access to an inner mapping. This information can be printed to help a user understand the access behavior of their program.

Heatmap 60 LOCs. Similar to the Trace mapping, but counts the number of accesses to individual bytes. The resulting information can be plotted as heatmap of the memory.

These mappings are built using a few LLAMA building blocks which can also aid users in implementing their mappings, e.g. functions to linearize the array dimensions,

computing sizes and offsets in the record dimension or type list algorithms to permute the record dimension to minimize padding introduced by alignment.

Listing 7 shows how to create a 3D AoS and another more complicated mapping in LLAMA. The corresponding memory layouts are shown in figure 4, as they are dumped by LLAMA’s SVG export.

Listing 7: Creating a LLAMA AoS mapping, an AoSoA mapping with 4 lanes, a combination of various nested mappings by splitting the record domain, and adding instrumentation to a mapping producing a heatmap.

```
using MappingA = llama::mapping::AoS<ArrayDims, Particle>;
using MappingB = llama::mapping::AoSoA<ArrayDims, Particle, 4>;
using MappingC = llama::mapping::Split<ArrayDims, Particle,
    llama::RecordCoord<1>,
    llama::mapping::PreconfiguredSoA<true>::type,
    llama::mapping::PreconfiguredSplit<llama::RecordCoord<1>,
    llama::mapping::One, llama::mapping::AlignedAoS, true>::type,
    true>
auto mappingD = llama::mapping::Heatmap{MappingC{arrayDimsSize}};
```

3.8. Blobs


When constructed, a `view` needs an array of blobs to store its data. A blob is an object representing a contiguous region of memory where each byte is accessible using the subscript operator. This allows views to operate on a broad range of memory sources such as owning containers, smart pointers, non-owning constructs like `std::span<std::byte>`, raw pointers, memory mapped files, pointers to CUDA global/shared/constant memory, etc. The separation of providing allocated memory as blobs and interpreting the memory inside view and mapping allows LLAMA to function orthogonally to memory allocation. Blobs for a view are either allocated via `allocView()`’s second parameter, a callable named blob allocator, or by passing an array of blobs directly to a views constructor.

3.9. Copying between views

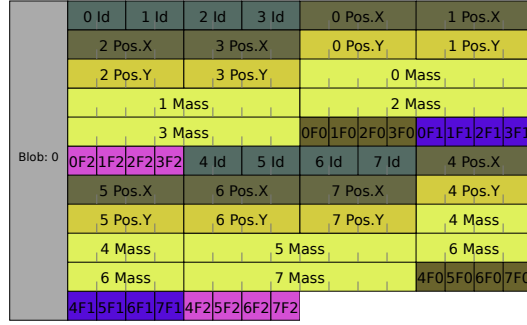
Especially when working with hardware accelerators such as GPUs, or offloading to many-core processors, explicit copy operations call for large, contiguous memory chunks to reach good throughput.

Copying the contents of a view from one memory region to another if mapping and size are identical is trivial. However, if the mapping differs, a direct copy of the underlying memory is wrong. In many cases only field-wise copy operations are possible.

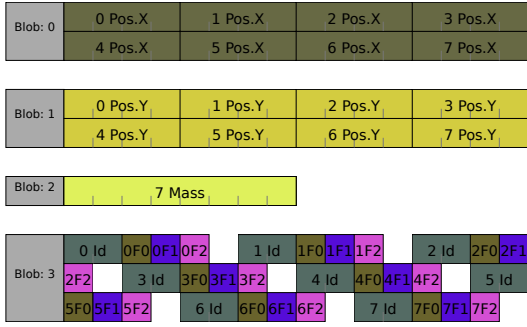
There is a small class of remaining cases where the mapping is the same, but the size or shape of the view is different, or the record dimension differ slightly, or the mappings are very related to each other. E.g. when both mappings use SoA, but one time with, one time without padding, or a specific field is missing on one side. Or two AoSoA mappings with a different inner array length. In those cases an optimized copy procedure is possible, copying larger chunks than mere fields.



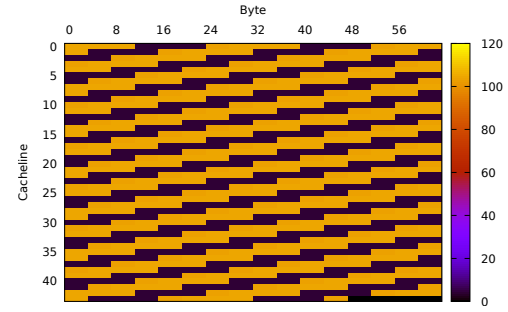
(a) Packed AoS mapping.



(b) AoSoA4 mapping.



(c) Split mapping, where the field at record coordinate 1 (Pos) is split off into a multiblob SoA, followed by splitting the new record coordinate 1 (Mass) into the mapping One and layouting the remaining record (Id and Flags) as aligned AoS.



(d) Heatmap showing the number of accesses to the bytes of an AoS layout during a small run of the n-body simulation discussed in section 4.1.

Figure 4: Three examples of different mappings of the same data structure and a heatmap as they are created by LLAMA. The text in the blocks containing the **Flags** field has been manually shortened.

For the moment, LLAMA implements a generic, field-wise copy with specializations for combinations of SoA and AoSoA mappings, reflect the properties of these. This is sub-optimal, because for every new mapping new specializations are needed.

One thus needs new approaches on how to improve copying because LLAMA can provide the necessary infrastructure:

- A run time analysis of the two views to find contiguous memory chunks. The overhead is probably big, especially if no contiguous memory chunks are identified.
- A black box compile time analysis of the mapping function. All current LLAMA mappings are `constexpr` and can thus be run at compile time. This would allow to observe a mappings behavior from exhaustive sampling of the mapping function at compile time.
- A white box compile time analysis of the mapping function. This requires the mapping to be formulated transparently in a way which is fully consumable via meta-programming, probably at the cost of read- and maintainability. Potentially upcoming C++ features in the area of statement reflection⁶ could improve these a lot.

Copies between different address spaces, where elementary copy operations require calls to external APIs, pose an additional challenge and profit especially from large chunk sizes. A good approach could use smaller intermediate views to shuffle a chunk from one mapping to the other and then perform a copy of that chunk into the other address space, potentially overlapping shuffles and copies in an asynchronous workflow.

4. Evaluation

The evaluation benchmarks have been selected to show various aspects of LLAMA and effects of the memory layouts. We present an n-body simulation containing a compute intensive and memory intensive computation with quadratic and linear runtime complexity. Furthermore, we include a layout changing copy benchmark, showing pure shuffling of data with no computation.

While the n-body benchmark reflects classes of codes that benefit from maximizing data throughput to minimize time to solution and thus maximize compute performance, the second benchmark focuses on throughput for data analytics. This real world example from high energy physics looks at complex data structures for the storage of elementary particle data usually found in large-scale data analysis of detector data. In this case the goal is optimizing copies between memory layouts.

The n-body CPU and copy benchmark are run on systems with an 8 core Intel i7-7820X with 32 GB RAM and on an 64 core AMD EPYC 7702 with 512 GB RAM. They are compiled with g++ 10.2 and g++ 11.1, with the flags `-O3 -march=native -ffast-math`,

⁶Statement reflection in C++ is the proposed ability to reflect arbitrary C++ statements at compile time, making their AST (Abstract Syntax Tree) available for meta-programming. This ability is discussed as part of automatic differentiation[9] and lazy expression evaluation[19].

except for the n-body on Intel, which uses `-mavx2 -mfma` instead of `-march=native` to use the same compute instruction set as the AMD and because Vc does not support AVX512 yet. Multi-threading is done via GNU OpenMP with as many pinned threads as cores (no hyper-threading).

The n-body GPU benchmark is run on systems with an Nvidia TITAN Xp 12GB, an Nvidia Quadro RTX 8000 48GB and an Nvidia Tesla V100-SXM2 32GB. It is compiled with `g++ 9.3/nvcc 11.3`, `g++ 8.3.1/nvcc 11.0` and `g++ 10.2/nvcc 11.2`, respectively, with default flags for `g++` and the flags `--expt-extended-lambda --expt-relaxed-constexpr --use_fast_math` for `nvcc`.

The reported numbers are the average of 5 consecutive runs, produced during a single run of the executable.

4.1. All pairs n-body simulation

N-body simulations occur in a multitude of scientific domains, including protein folding, astrophysics or fluid dynamics. An n-body simulation computes the interaction between a set of particles subject to a force. The simulation runs in time steps consisting of two phases. Firstly, each particle `pi`'s 3D velocity is updated based on the influence of all other particles `pj`'s 3D positions and masses. This phase is called `update` and is compute intensive. Secondly, each particle's position is updated based on its velocity. This phase is called `move` and is memory intensive.

We investigate a single threaded implementation here because we want to focus on the effects of local data representation. Furthermore, the n-body update usually consumes more time on compute than what is required for memory transfers between nodes. Runs with multiple threads on a shared memory machine have been conducted and show the expected scaling, which is linear for the compute-bound `update`, and starts linear for `move`, flattening with higher thread counts because the memory subsystem saturates.

Listing 8 shows part of a LLAMA implementation of an n-body simulation:

Listing 8: LLAMA implementation of an n-body simulation. The full version is available in LLAMA's GitHub repository.

```
constexpr auto PROBLEM_SIZE = 16 * 1024;
using FP = float;
constexpr FP TIMESTEP = 0.0001f, EPS2 = 0.01f;

void pPInteraction(auto& pi, auto pj) {
    auto dist = pi(Pos{}) - pj(Pos{}); dist *= dist;
    const FP distSqr = EPS2 + dist(X{}) + dist(Y{}) + dist(Z{});
    const FP distSixth = distSqr * distSqr * distSqr;
    const FP invDistCube = 1.0f / std::sqrt(distSixth);
    const FP sts = pj(Mass{}) * invDistCube * TIMESTEP;
    pi(Vel{}) += dist * sts;
}

void update(auto& particles) {
    LLAMA_INDEPENDENT_DATA // == #pragma ivdev
    for (std::size_t i = 0; i < PROBLEM_SIZE; i++) {
```

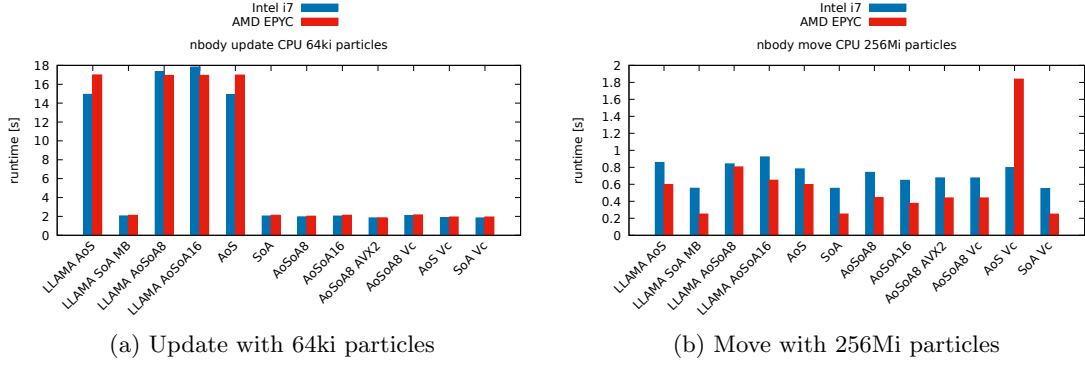


Figure 5: Runtime comparison of n-body CPU implementations using various memory layouts and technologies. We chose a different problem size for update and move, because the former scales quadratically with the problem size and the latter only linearly. The runtime difference between AoS and multi-blob (MB) SoA layouts is clearly visible, and both LLAMA layouts perform as their manual implementations. LLAMA’s AoSoA suffers from an unfavorable loop structure not being vectorized, compared to the manually written AoSoA versions.

```

    llama::One<Particle> pi = particles(i);
    for (std::size_t j = 0; j < PROBLEM_SIZE; ++j)
        pInteraction(pi, particles(j));
    particles(i) = pi;
}

void move(auto& particles) {
    LLAMA_INDEPENDENT_DATA
    for (std::size_t i = 0; i < PROBLEM_SIZE; i++)
        particles(i)(Pos{}) += particles(i)(Vel{}) * TIMESTEP;
}

```

Figure 5 shows the runtime of the `update` and `move` functions with various LLAMA and non-LLAMA implementations on the Intel and AMD CPU. We can see that the versions with LLAMA AoS or SoA mapping perform almost the same as their manually written versions. This confirms that LLAMA provides a zero-overhead abstraction with these mappings.

For `update`, the runtime difference between AoS and SoA layouts is clearly visible. However, a large degree of the runtime difference comes from the compiler being able to auto vectorize the SoA version. In fact, the disassembly of the LLAMA and manual AOS/SoA implementations is entirely the same (cf. SoA disassembly in listings 9 and 10 in the appendix), showing just how well the compiler is able to see through LLAMA’s abstractions. Therefore, we also include a manually vectorized AoS version (AoS Vc) using gather and scatter instructions, which is equally fast than the SoA versions. This

shows that the memory layout has little impact on the `update` function, since most time is spent in computation. Still, creating the manually vectorized AoS version is additional effort. Maybe LLAMA can help here in the future by providing explicit integration with SIMD libraries.

LLAMA AoSoA layouts perform comparably poor. This stems entirely from the design of view indexing and the AoSoA mapping implementation. As seen in listing 8, the `update` function uses a single loop with one induction variable for a single pass over the view’s particles. Internally, an AoSoA L mapping needs to split the loop index i into the inner and outer array indices like $i \mapsto (\frac{i}{L}, i \bmod L)$. As L is known at compile time and usually a power of two, this split results in a bit shift and mask operation, which prevents the compiler from vectorizing and also adds additional overhead. This problem does not occur in the manually written AoSoA versions, as these use two nested loops for a single pass over the particles, with the inner loop having a trip count of L , allowing the compiler to fully unroll and vectorize it. To account for this, LLAMA would need a dedicated iteration mechanism, allowing nested loops, which is aware of the mapping’s needs. Further investigation is pending here. For reference, we also included a manually written AoSoA version with explicit AVX2 intrinsics and a manually written SoA and AoSoA using the Vc SIMD library (using AVX2 as well).

For `move`, we can nicely see the difference between AoS and SoA. From a particle’s 7 floats, 6 are read and 3 are written. Since the memory subsystem deals in cache lines, the AoS generally wastes $\frac{1}{7}$ on loads and $\frac{4}{7}$ on stores, which amounts to $1 - \frac{1+4}{7+7} = 64.3\%$ use of bandwidth to transport useful data. The SoA layout mitigates this issue by separating the storage regions of the particle’s fields and the full bandwidth is meaningfully used, resulting in the consumption of only 64.6% of the AoS’s runtime. Thus the choice of memory layout has a large impact. A manual vectorization of the AoS does not yield any benefit, as the routine’s compute consists only of 3 FMAs and loads/stores inside a loop, making it memory bound. For the AMD CPU, the AoS gathering and scattering even introduces a large overhead, making it multiple times slower as a scalar AoS. LLAMA’s AoSoA here suffers from the same bit shift and mask overhead as the `update` routine. For reference, we also included a manually written and vectorized versions of SoA and AoSoA version using the Vc SIMD library.

Figure 6 shows the runtime of the `update` and `move` functions with various LLAMA implementations on the GPU using CUDA. The kernels are launched with 256 threads per block. Kernels with shared memory cache 512 particles (7kiB) per block in CUDA shared memory, allowing sufficient occupancy of the warps. Tests with other numbers of cached particles revealed equal or worse performance.

For `update`, the first three runs avoid shared memory for caching so the effect of the memory layout is fully visible. The SoA layout performs visibly best here for the Titan Xp. For the stronger Quadro and V100, the global memory layout seems to have less impact. Even though the AoSoA with 32 lanes should allow coalesced memory access, it is slightly slower than the AoS layout. For the variants using shared memory, the choice of global memory layout is largely irrelevant. Also whether AoS or SoA is used for shared memory has almost no impact. AoSoA for the shared memory has a noticeable impact, but not a grave one. We assume this is again due to the increased cost of evaluating the

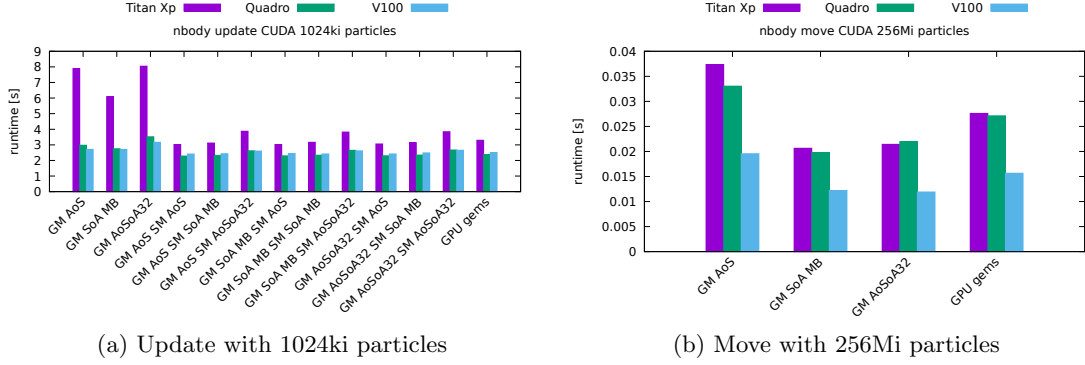


Figure 6: Runtime comparison of n-body CUDA implementations using various memory layouts. GM denotes the memory layout used for global memory. Updates with SM use shared memory for tiled caching with the specified layout. For kernels without shared memory, the choice of memory layout has a stronger impact, with the multi-blob (MB) SoA layout performing best. Kernels with shared memory on less powerful GPUs perform generally better, but the global memory layout is less important. The AoSoA for shared memory adds some overhead. Moving the particles is similarly fast with SoA and AoSoA. For reference, the n-body implementation from GPU Gems 3[25] has been included.

mapping function, as we can see in the disassembly.

For *move*, similarly to the CPU variants, we can also see the difference between AoS and SoA. The SoA variant requires 55/60/62% of the runtime as the AoS and therefore shows both, better use of the loaded data (the AoS only uses 64.3% of the loaded data) and better utilization of the memory subsystem. Again, the choice of memory layout has a large impact here. The AoSoA layout performs slightly slower than the SoA.

We still lack deeper insight into the architectural implications of the various memory layouts. In the disassembly we could observe that SoA mappings require one register per record field, whereas AoS just requires a single register for the entire view. This might be relevant for large record dimensions. From profiling we further observe that different memory layouts cause vastly different levels of utilization of the compute and memory subsystems, although the overall runtime ends up quite similar. A possible explanation could be that the n-body problem as presented here is not demanding enough. This is subject to further investigation.

4.2. Layout changing copying

In the future data throughput will depend largely on the performance of copy operations. This includes streaming data through the memory hierarchy and shuffling data for better parallel access. In the following benchmark we will investigate the runtime of copying two large data sets from one memory layout to another. Whereas the n-body benchmark

in section 4.1 performed additional computations, the benchmark presented now purely shuffles data.

Figure 7 shows the throughput achieved when copying 7 field particles and 100 field records of HEP event data⁷ between two views of using different memory layouts using several strategies. The `naive copy` consists of nested loops over the array and record dimensions and copies field-wise. The `std::copy` version uses the equally named STL algorithm and iterators on the LLAMA view, also copying field-wise. The `aosoa_copys` are specialized and layout-aware copy algorithms that copy $\min(N, M)$ fields as chunks between an AoSoAN and an AoSoAM layout. While copying chunks, the (r) versions of `aosoa_copy` read contiguously, whereas the (w) versions write contiguously. SoA can be seen as an AoSoA with an inner array length equal to the product of the array dimensions. For reference, the throughput of `memcpy` with one and multiple threads is also listed.

The throughput of the field-wise naive copy turns out better than anticipated for simple record dimensions, as seen when copying the particles, even outperforming one version of the specialized `aosoa_copy` when copying particles between SoA MB and AoSoA32. By contrast, when copying the heterogeneous event data, the element-wise copies perform significantly worse. We assume this is due to the loop structure, which iterates the record fields in the inner loop and thus access memory with a large stride on SoA MB and a medium stride on AoSoA layouts.

The parallel version of the naive field-wise copy for the particles is on a par with the `aosoa_copy` and close to it when copying events, unless one of the layouts is a SoA MB, where the naive copy performs notably bad. We again attribute this to the loop structure.

The `std::copy` uses the LLAMA view’s iterator and executes the same elemental, field-wise copies as the naive copy. It is slightly slower in most cases because the iterators need to map the 1D iteration inside `std::copy` to the 3 array dimensions (which are later linearized by the mapping again), introducing some overhead. Only when copying events from AoS to SoA MB, `std::copy` is significantly faster than the naive copy. This circumstance is still subject to further investigation, but it seems to be related to a different unrolling done by the compiler.

The `aosoa_copy` generally achieves higher throughput for AoSoA and SoA MB mappings, but is only applicable to such mappings. Except for the SoA from/to AoSoA32 particles copy, the single threaded version consistently outperforms the field-wise copy, demonstrating its advantage of knowing the underlying mapping and copying in larger chunks. In all our measurements, the parallel version has either the highest throughput or is among the best performing copy implementations. There is a significant difference between the contiguously reading (r) and writing (w) versions of `aosoa_copy` when copying particles between SoA MB and AoSoA32 on the Intel CPU, again subject to further investigation.

⁷Events in High Energy Physics are usually interactions of particles measured by particle detectors. An event typically contains a multitude of detector measurements and reconstructed information from those.

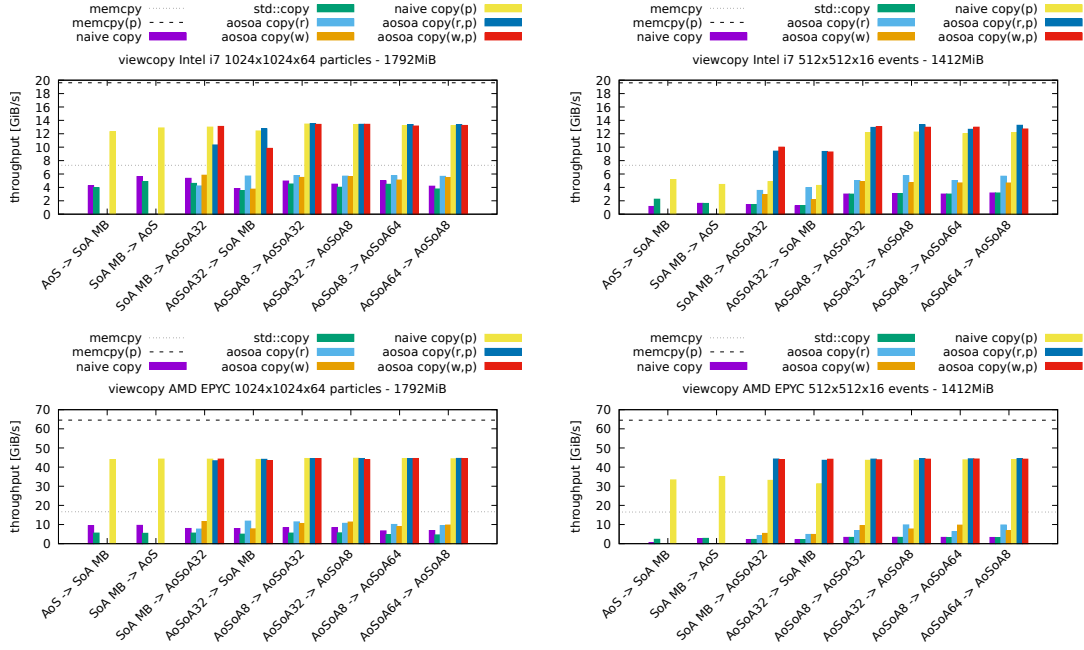


Figure 7: Throughput comparison of several copy implementations between different mappings. The particle record dimension consists of 7 `floats`. The event record dimension consists of the first 100 `int32s`, `int64s`, `floats`, `bytes` and `bools` as they occur in an internal event dataset from the CMS detector at CERN (cf. the example on LLAMA’s GitHub repository for the full definition). The (p) versions are parallel. The (r) versions read contiguously, whereas the (w) versions write contiguously. For the field-wise naive and `std::copy`, the throughput depends a lot on the field types of the record dimension. The `aosoa_copy` outperforms both of them in most cases, single- and multithreaded.

When inspecting the disassembly the compiler is generating scalar move instructions for the naive and `std::copy`. For the `aosoa_copy` on the other hand, which can copy in larger blocks, the compiler generates packed vector move instructions.

5. Conclusions

We have presented the C++ library LLAMA, which provides mechanisms for defining and switching memory layouts of data structures at compile time, without the need to change the programs expressed on them, and enabling efficient copies between different layouts. LLAMA is an attempt to provide a solution to the increasing number of programs becoming memory bound on a growing diversity of hardware architectures. Efficiency of parallel programs increasingly relies on choosing optimal memory layouts to maximize data throughput, increase locality and facilitate parallel access. For portable codes, the choice of a memory layout thus needs to be decoupled from the rest of a program, requiring a zero-runtime-overhead abstraction layer, underneath which memory layouts can be freely exchanged. Previous attempts of memory layout optimization lack generality, expressiveness, flexibility or freedom.

The conceptual and library design of LLAMA has been discussed together with a selection of the core APIs to construct a program. LLAMA is designed around the concept of a target-hardware-independent data space, an abstract definition of a data structure as a mix of compile and runtime information. Users express programs based on this data space, achieving full independence of the physical data representation in memory. Memory layouts on the other side are described by LLAMA mappings, which are concise descriptions of how indices of the data space are mapped to physical memory locations. Enabled by lazy evaluation, mappings have a holistic view and provide full control of each memory access, giving the user a capable toolbox to craft, adjust and fine-tune memory layouts to perfectly fit any hardware architecture, even ones that did not exist yet when they wrote their programs. Mapping implementations thus benefit from additional information on target hardware and a user program's memory access pattern. LLAMA does not yet identify, collect or provide this information, but this is a logical next step in our further investigation. LLAMA mappings are specified in terms of contiguous byte ranges, called blobs, as lightweight memory abstraction, allowing a full decoupling of memory layout and allocation. This way LLAMA can be combined with any third-party allocator or existing memory ranges, allowing use with static memory segments or in environments without dynamic memory allocations. Since mappings encapsulate all information required to precisely specify a memory layout, LLAMA is able to provide layout aware copies which adapt and optimize depending on the involved layouts, providing superior throughput compared to element-wise copies. The LLAMA library is written in standard C++17, tapping into a rich and widely used ecosystem that is available on a broad range of systems. We achieved almost seamless integration of LLAMA into the C++ language and standard library, allowing for expressive use of e.g. the STL algorithms.

LLAMA's performance is close to native implementations. We have shown and bench-

marked the update and move phase of an all-pairs n-body simulation, the former being compute-bound with good caching, the latter being memory-bound with streaming characteristics. Compared with manually written data structures, we demonstrated that LLAMA’s performance on CPUs is on a par for the AoS and SoA mappings. AoSoA memory layouts additionally require a different loop structure in the user programs, which LLAMA cannot provide yet. On the GPU, we showed that LLAMA versions with suitable memory layouts perform at least as fast as a manual reference implementation. Combined with kernel abstraction libraries such as Alpaka, single source kernels, performance portable across multiple hardware architectures, are thus attainable. When copying data between different memory layouts, we have shown in a further benchmark that LLAMA’s layout-aware copy routines can significantly speed up data transfer and reshuffling of data.

LLAMA’s design is not yet close to native data structure descriptions in C++. This is not surprising as we are breaking the C++ paradigm that a data structure definition also defines its memory layout. We think LLAMA could greatly benefit from upcoming facilities[1, 32] proposed for C++ as part of the reflection effort⁸ and would like to provide feedback and suggestions.

In the future, we will focus on testing LLAMA with more real world applications and on more hardware platforms. We would like to further enrich LLAMA’s mapping capabilities, while staying within the boundaries of the design requirements described in the introduction. Finally, although we think that LLAMA itself should only provide a framework to formulate memory mappings producing optimal memory layouts, we also expect that building facilities for explicit vectorization or optimum mapping choice are well within the reach of LLAMA’s existing capabilities.

Acknowledgments

We would like to thank Axel Naumann for setting up the collaboration between CERN and CASUS, Jan Stephan for the regular talks on ideas and concepts as well as proof-reading this article, Verena Gruber for proof-reading and consulting on color, layout and design of the figures Jiří Vyskočil for discussing and improving the nbody benchmark in its early state, and Simeon Ehrig for proof-reading this article.

Author contributions

The corresponding author Bernhard Manfred Gruber composed this article with its benchmarks and is the current developer of the LLAMA library. Michael Bussmann pioneered the initial ideas and vision for LLAMA, provided guidance and feedback on this article and continues to provide conceptual input to LLAMA’s development. Rene Widera provided several additional foundational ideas on which LLAMA was built and

⁸The C++ reflection effort is formally pursued by SG7 of ISO/IEC JTC1/SC22 WG21 (informally: the C++ standard committee) in meetings open to the public. Discussed proposals are available at: <http://open-std.org/jtc1/sc22/wg21/docs/papers>.

continues to guide the library’s development. Alexander Matthes was the previous developer of the LLAMA library and laid out the foundation of the C++ library. Jakob Blomer greatly helped with organizing, revising and proofreading this article. Guilherme Amadio provided great help with optimizing and tweaking the benchmarks and also provided feedback on this article.

Financial disclosure

This work has been sponsored by the Wolfgang Gentner Programme of the German Federal Ministry of Education and Research (grant no. 05E18CHA). This project has received funding from the European Union’s Horizon 2020 research and innovation programme under grant agreement No 654220. This work was partially funded by the Center of Advanced Systems Understanding (CASUS) which is financed by Germany’s Federal Ministry of Education and Research (BMBF) and by the Saxon Ministry for Science, Culture and Tourism (SMWK) with tax funds on the basis of the budget approved by the Saxon State Parliament.

Conflict of interest

The authors declare no potential conflict of interests.

Supporting information

LLAMA is developed on GitHub: <https://github.com/alpaka-group/llama>, where we provide further documentation and also host the benchmarks and examples shown in this article.

A. Manual and LLAMA SoA n-body disassembly comparison

Listing 9: Manual n-body SoA disassembly (AVX512 version).

```

push    rbp
mov     r11, rcx
mov     r10, r8
vmovaps zmm10, ZMMWORD PTR .LC0[rip]
vmovaps zmm9, ZMMWORD PTR .LC1[rip]
xor     r8d, r8d
vmovaps zmm8, ZMMWORD PTR .LC2[rip]
mov     rbp, rsp
mov     rcx, QWORD PTR [rbp+16]

.L3:
vmovups zmm13, ZMMWORD PTR [rdi+r8]
vmovups zmm12, ZMMWORD PTR [rsi+r8]
xor     eax, eax
vmovups zmm11, ZMMWORD PTR [rdx+r8]
vmovups zmm7, ZMMWORD PTR [r11+r8]
vmovups zmm6, ZMMWORD PTR [r10+r8]
vmovups zmm5, ZMMWORD PTR [r9+r8]
.L2:
vaddps  zmm4, zmm13, DWORD PTR [rdi+rax*4]{1to16}
vaddps  zmm3, zmm12, DWORD PTR [rsi+rax*4]{1to16}
vaddps  zmm2, zmm11, DWORD PTR [rdx+rax*4]{1to16}
vmulps  zmm4, zmm4, zmm4
vmulps  zmm3, zmm3, zmm3
vmulps  zmm2, zmm2, zmm2
vaddps  zmm0, zmm4, zmm10
vaddps  zmm0, zmm0, zmm3
vaddps  zmm1, zmm0, zmm2
vmulps  zmm0, zmm1, zmm1
vmulps  zmm0, zmm0, zmm1
vsqrtps zmm0, zmm0
vdivps  zmm0, zmm9, zmm0
vmulps  zmm0, zmm0, DWORD PTR [rcx+rax*4]<{1to16}>
add     rax, 1
vmulps  zmm0, zmm0, zmm8
vfmadd231ps zmm7, zmm0, zmm4
vfmadd231ps zmm6, zmm0, zmm3
vfmadd231ps zmm5, zmm0, zmm2
cmp     rax, 16384
jne     .L2
vmovups ZMMWORD PTR [r11+r8], zmm7
vmovups ZMMWORD PTR [r10+r8], zmm6
vmovups ZMMWORD PTR [r9+r8], zmm5
add     r8, 64
cmp     r8, 65536
jne     .L3
vzeroupper
pop     rbp
ret

```

Listing 10: LLAMA n-body SoA mapping disassembly (AVX512 version).

```

mov     rsi, QWORD PTR [rdi+8]
mov     rcx, QWORD PTR [rdi+32]
xor     r8d, r8d
mov     rdx, QWORD PTR [rdi+56]
mov     r11, QWORD PTR [rdi+80]
mov     r10, QWORD PTR [rdi+104]
mov     r9, QWORD PTR [rdi+128]
vmovaps zmm10, ZMMWORD PTR .LC1[rip]
mov     rdi, QWORD PTR [rdi+152]
vmovaps zmm9, ZMMWORD PTR .LC2[rip]
vmovaps zmm8, ZMMWORD PTR .LC3[rip]
.L12:
vmovups zmm13, ZMMWORD PTR [rsi+r8]
vmovups zmm12, ZMMWORD PTR [rcx+r8]
xor     eax, eax
vmovups zmm11, ZMMWORD PTR [rdx+r8]
vmovups zmm7, ZMMWORD PTR [r11+r8]
vmovups zmm6, ZMMWORD PTR [r10+r8]
vmovups zmm5, ZMMWORD PTR [r9+r8]
.L11:
vsubps  zmm4, zmm13, DWORD PTR [rsi+rax*4]{1to16}
vsubps  zmm3, zmm12, DWORD PTR [rcx+rax*4]{1to16}
vsubps  zmm2, zmm11, DWORD PTR [rdx+rax*4]{1to16}
vmulps  zmm4, zmm4, zmm4
vmulps  zmm3, zmm3, zmm3
vmulps  zmm2, zmm2, zmm2
vaddps  zmm0, zmm4, zmm10
vaddps  zmm0, zmm0, zmm3
vaddps  zmm1, zmm0, zmm2
vmulps  zmm0, zmm1, zmm1
vmulps  zmm0, zmm0, zmm1
vsqrtps zmm0, zmm0
vdivps  zmm0, zmm9, zmm0
vmulps  zmm0, zmm0, DWORD PTR [rdi+rax*4]{1to16}
add     rax, 1
vmulps  zmm0, zmm0, zmm8
vfmadd231ps zmm7, zmm0, zmm4
vfmadd231ps zmm6, zmm0, zmm3
vfmadd231ps zmm5, zmm0, zmm2
cmp     rax, 16384
jne     .L11
vmovups ZMMWORD PTR [r11+r8], zmm7
vmovups ZMMWORD PTR [r10+r8], zmm6
vmovups ZMMWORD PTR [r9+r8], zmm5
add     r8, 64
cmp     r8, 65536
jne     .L12
vzeroupper
ret

```

References

- [1] P. Balog. P1112: Language support for class layout control. Technical report, ISO JTC1/SC22/WG21 - Papers Mailing List, 2020. URL <https://wg21.link/p1112r3>.
- [2] D. A. Beckingsale, J. Burmark, R. Hornung, H. Jones, W. Killian, A. J. Kunen, O. Pearce, P. Robinson, B. S. Ryujin, and T. R. Scogland. Raja: Portable performance for large-scale scientific applications. In *2019 ieee/acm international workshop on performance, portability and productivity in hpc (p3hpc)*, pages 71–81. IEEE, 2019.

- [3] M. Bussmann, H. Burau, T. E. Cowan, A. Debus, A. Huebl, G. Juckeland, T. Kluge, W. E. Nagel, R. Pausch, F. Schmitt, U. Schramm, J. Schuchart, and R. Widera. Radiative signatures of the relativistic kelvin-helmholtz instability. In *Proceedings of the International Conference on High Performance Computing, Networking, Storage and Analysis*, SC '13, pages 5:1–5:12, New York, NY, USA, 2013. ACM, ACM. ISBN 978-1-4503-2378-9. doi: 10.1145/2503210.2504564. URL <http://doi.acm.org/10.1145/2503210.2504564>.
- [4] C. Carvalho. The gap between processor and memory speeds. In *Proc. of IEEE International Conference on Control and Automation*. IEEE Control Systems Society, 2002.
- [5] H. C. Edwards, C. R. Trott, and D. Sunderland. Kokkos: Enabling many-core performance portability through polymorphic memory access patterns. *Journal of Parallel and Distributed Computing*, 74(12):3202 – 3216, 2014. ISSN 0743-7315. doi: <https://doi.org/10.1016/j.jpdc.2014.07.003>. URL <http://www.sciencedirect.com/science/article/pii/S0743731514001257>.
- [6] D. Efnusheva, A. Cholakoska, and A. Tentov. A survey of different approaches for overcoming the processor-memory bottleneck. *International Journal of Computer Science and Information Technology*, 9(2):151–163, 2017.
- [7] P. Est rie, J. Falcou, M. Gaunard, and J.-T. Laprest . Boost.simd: Generic programming for portable simdization. In *Proceedings of the 2014 Workshop on Programming Models for SIMD/Vector Processing*, WPMVP '14, page 1–8, New York, NY, USA, 2014. Association for Computing Machinery, Association for Computing Machinery. ISBN 9781450326537. doi: 10.1145/2568058.2568063. URL <https://doi.org/10.1145/2568058.2568063>.
- [8] J. e. a. Falcou. Eve - the expressive vector engine. URL <https://github.com/xtensor-stack/xsimd>.
- [9] M. Foco, W. S. Moses, V. Vassilev, and M. Wong. P2072: Differentiable programming for c++. Technical report, ISO JTC1/SC22/WG21 - Papers Mailing List, 2021. URL <https://wg21.link/p2072r1>.
- [10] R. Garcia and A. Lumsdaine. Multiarray: a c++ library for generic programming with arrays. *Software: Practice and Experience*, 35(2):159–188, 2005.
- [11] P. Gottschling and A. Lumsdaine. Mtl-4. URL <https://www.simunova.com/de/mtl4/>.
- [12] T. K. S. W. Group. *SYCL™ 2020 Specification (revision 3)*. Khronos Group, 9450 SW Gemini Drive #45043, Beaverton, OR 97008-6018 USA, 2021. URL <https://www.khronos.org/registry/SYCL/specs/sycl-2020/pdf/sycl-2020.pdf>.
- [13] J. Hoberock. N4808: Working draft, c++ extensions for parallelism version 2. Technical report, ISO JTC1/SC22/WG21, 2019. URL <https://wg21.link/N4808>.

- [14] D. Hollmann, C. Trott, M. Hoemmen, and D. Sunderland. P1684: mdray: An owning multidimensional array analog of mdspan. Technical report, ISO JTC1/SC22/WG21 - Papers Mailing List, 2019. URL <https://wg21.link/p1684r0>.
- [15] H. Homann and F. Laenen. Soax: A generic c++ structure of arrays for handling particles in hpc codes. *Computer Physics Communications*, 224:325–332, 2018.
- [16] P. Incardona, A. Leo, Y. Zaluzhnyi, R. Ramaswamy, and I. F. Sbalzarini. Openfpm: A scalable open framework for particle and particle-mesh codes on parallel computers. *Computer Physics Communications*, 241:155–177, 2019. ISSN 0010-4655. doi: <https://doi.org/10.1016/j.cpc.2019.03.007>. URL <https://www.sciencedirect.com/science/article/pii/S0010465519300852>.
- [17] V. Innocente. Ultimatesoa: a trivial soa binding to your beloved oo data hierarchy. URL <https://twiki.cern.ch/twiki/bin/view/Main/VIUltimateSOA>.
- [18] Intel Corporation. Simd data layout templates (sdlt). URL <https://software.intel.com/content/www/us/en/develop/documentation/cpp-compiler-developer-guide-and-reference/top/compiler-reference/libraries/introduction-to-the-simd-data-layout-templates.html>.
- [19] C. Jabot. P2040: Reflection-based lazy-evaluation. Technical report, ISO JTC1/SC22/WG21 - Papers Mailing List, 2020. URL <https://wg21.link/p2040r0>.
- [20] N. P. Jouppi, C. Young, N. Patil, D. Patterson, G. Agrawal, R. Bajwa, S. Bates, S. Bhatia, N. Boden, A. Borchers, R. Boyle, P.-l. Cantin, C. Chao, C. Clark, J. Coriell, M. Daley, M. Dau, J. Dean, B. Gelb, T. V. Ghaemmaghami, R. Gottipati, W. Gulland, R. Hagmann, C. R. Ho, D. Hogberg, J. Hu, R. Hundt, D. Hurt, J. Ibarz, A. Jaffey, A. Jaworski, A. Kaplan, H. Khaitan, D. Killebrew, A. Koch, N. Kumar, S. Lacy, J. Laudon, J. Law, D. Le, C. Leary, Z. Liu, K. Lucke, A. Lundin, G. MacKean, A. Maggiore, M. Mahony, K. Miller, R. Nagarajan, R. Narayanaswami, R. Ni, K. Nix, T. Norrie, M. Omernick, N. Penukonda, A. Phelps, J. Ross, M. Ross, A. Salek, E. Samadiani, C. Severn, G. Sizikov, M. Snelham, J. Souter, D. Steinberg, A. Swing, M. Tan, G. Thorson, B. Tian, H. Toma, E. Tuttle, V. Vasudevan, R. Walter, W. Wang, E. Wilcox, and D. H. Yoon. In-datacenter performance analysis of a tensor processing unit. *SIGARCH Comput. Archit. News*, 45(2):1–12, June 2017. ISSN 0163-5964. doi: [10.1145/3140659.3080246](https://doi.org/10.1145/3140659.3080246). URL <https://doi.org/10.1145/3140659.3080246>.
- [21] S. Jubertie, I. Masliah, and J. Falcou. Data layout and simd abstraction layers: Decoupling interfaces from implementations. In *2018 International Conference on High Performance Computing Simulation (HPCS)*, pages 531–538. IEEE, 2018. doi: [10.1109/HPCS.2018.00089](https://doi.org/10.1109/HPCS.2018.00089).

- [22] M. Kretz and V. Lindenstruth. Vc: A c++ library for explicit vectorization. *Software: Practice and Experience*, 42(11):1409–1430, 2012. doi: <https://doi.org/10.1002/spe.1149>. URL <https://onlinelibrary.wiley.com/doi/abs/10.1002/spe.1149>.
- [23] J. Mabile, S. Corlay, W. Vollprecht, and M. Renou. C++ wrappers for simd intrinsics. URL <https://github.com/xtensor-stack/xsimd>.
- [24] S. A. McKee. Reflections on the memory wall. CF '04, page 162, New York, NY, USA, 2004. Association for Computing Machinery, Association for Computing Machinery. ISBN 1581137419. doi: 10.1145/977091.977115. URL <https://doi.org/10.1145/977091.977115>.
- [25] H. Nguyen. *Gpu Gems 3*. Addison-Wesley Professional, first edition, 2007. ISBN 9780321545428.
- [26] T. Odajima, Y. Kodama, M. Tsuji, M. Matsuda, Y. Maruyama, and M. Sato. Preliminary performance evaluation of the fujitsu a64fx using hpc applications. In *2020 IEEE International Conference on Cluster Computing (CLUSTER)*, pages 523–530. IEEE, 2020. doi: 10.1109/CLUSTER49012.2020.00075.
- [27] Z. Qureshi, V. S. Mailthody, S. W. Min, I.-H. Chung, J. Xiong, and W. mei Hwu. Tearing down the memory wall. *arXiv e-prints*, 2020.
- [28] A. Scale. Nsimd: High performance computing simd library. URL <https://agenium-scale.com/en/nsimd-simd>.
- [29] J. Schemmel, S. Billaudelle, P. Dauer, and J. Weis. Accelerated analog neuromorphic computing. *arXiv preprint arXiv:2003.11996*, abs/2003.11996, 2020.
- [30] M. T. Schiller and contributors. Soacontainer. URL <https://gitlab.cern.ch/LHCbOpt/SOAContainer>.
- [31] R. Strzodka. Chapter 31 - abstraction for aos and soa layout in c++. In W. mei W. Hwu, editor, *GPU Computing Gems Jade Edition*, Applications of GPU Computing Series, pages 429–441. Morgan Kaufmann, Boston, 2012. ISBN 978-0-12-385963-1. doi: <https://doi.org/10.1016/B978-0-12-385963-1.00031-9>. URL <https://www.sciencedirect.com/science/article/pii/B9780123859631000319>.
- [32] A. Sutton. P2237: Metaprogramming. Technical report, ISO JTC1/SC22/WG21 - Papers Mailing List, 2020. URL <https://wg21.link/p2237r0>.
- [33] S. Torii and H. Ishikawa. Zettascaler: liquid immersion cooling manycore based supercomputer. *CANDAR2017 Keynote 3*, 2017.
- [34] C. Trott, D. Hollman, D. Lebrun-Grandie, M. Hoemmen, D. Sunderland, H. C. Edwards, B. Adelstein Lelbach, M. Bianco, B. Sander, A. Iliopoulos, and J. Michopoulos. P0009: Mdspan. Technical report, ISO JTC1/SC22/WG21 - Papers Mailing List, 2020. URL <https://wg21.link/p0009r10>.

- [35] C. R. Trott, D. S. Hollman, D. Sunderland, M. F. Hoemmen, C. Edwards, and B. Adelstein-Lelbach. `mdspan` in `c++`: A case study in the integration of performance portable features into international language standards. Technical report, Sandia National Lab.(SNL-NM), Albuquerque, NM (United States); Sandia ..., 2019.
- [36] J. Vyskočil. Ultimate Container - user friendly storage types for HPC simulations in C++, May 2021. URL <https://doi.org/10.5281/zenodo.4745536>.
- [37] P. Yalamanchili, U. Arshad, Z. Mohammed, P. Garigipati, P. Entschew, B. Kloppenborg, J. Malcolm, and J. Melonakos. ArrayFire - A high performance software library for parallel computing with an easy-to-use API, 2015. URL <https://github.com/arrayfire/arrayfire>.
- [38] E. Zenker, B. Worpitz, R. Widera, A. Huebl, G. Juckeland, A. Knüpfer, W. E. Nagel, and M. Bussmann. Alpaka—an abstraction library for parallel kernel acceleration. In *2016 IEEE International Parallel and Distributed Processing Symposium Workshops (IPDPSW)*, pages 631–640. IEEE Computer Society, May 2016. URL <http://arxiv.org/abs/1602.08477>.

Author Biography

Bernhard Manfred Gruber is a PhD student at CERN in the department of software for experimental physics, where he focuses on performance portable memory layout abstractions in C++. He previously worked as a software engineer at CERN on real-time software and embedded PROFINET firmware for the cryogenics instrumentation and quench protection of the LHC and the ITER fusion experiment. Before CERN, Bernhard worked at RISC Software GmbH on geometric modeling tools for aerospace engineering and the simulation and visualization of industrial machining processes. He lectured briefly at the University of Applied Sciences Upper Austria, from which he received an M.Sc. in Software Engineering in 2016.

Alexander Matthes studied computer science at the TU Dresden until 2016. While his studies he worked as a student worker at the Helmholtz-Zentrum Dresden - Rossendorf (HZDR) developing and maintaining simulations and visualizations of a particle accelerator as well as a high performance laser facility of the research site. In his diploma thesis about in-situ visualization of high performance simulations he got in touch with high performance computing, especially using GPU accelerators but also more classical many- and multi-core architectures. He continued working with high performance computing and C++ template meta programming at the HZDR until end of 2018. He created an abstraction library for high performance memory access on different architecture using C++ template meta programming. Later Alex developed tools for remote sensing of resources using satellite images. 2020 he joined LogMeIn working on state of the art video conference solutions.

René Widera finished his education as IT specialist for application development at the Technical University Dresden (Germany) in 2009. Since 2019 he leads the technical software development parts of the Computational Radiation Physics group at Helmholtz-Zentrum Dresden-Rossendorf (Germany). *PICongPU* the world's fastest 3D3V electromagnetic particle-in-cell code for plasma physics and the heterogeneous kernel abstraction library *alpaka* are the most prominent applications and libraries he is contributing. He is a co-author of "Radiative Signatures of the Relativistic Kelvin-Helmholtz Instability", one of the six finalists of the Super Computing 2013 Gordon Bell competition.

Michael Bussmann is founding manager of the Center for Advanced systems Understanding. A theoretical plasma physicist by training, Michael's interest are in high performance computing, real-time, streaming and large-scale data analytics, machine learning, in-situ visualization and portable solutions for parallel programming. Michael is active in bridging the gap across disciplines, working in astrophysics, particle physics, accelerator physics, photon science and medical physics.

Jakob Blomer is a staff computer scientist in the scientific software group at CERN. His research interests include distributed storage systems and data organization for analytics. He authored the CernVM File System and he drives the R&D effort on ROOT RNTuple, a columnar file format for High-Energy Physics. Jakob received a PhD in computer science from the Technical University of Munich in 2012. Before his current post, he was a Marie Curie fellow at CERN and a visiting scholar at Stanford University.

Guilherme Amadio is a scientific software developer at CERN. His work focuses on performance optimization of Monte Carlo detector simulations and on research for porting them onto GPUs. He received his Ph.D. in aerospace engineering from the University of Illinois at Urbana-Champaign in 2014, and M.Sc. degree in physics from the University of Tokyo in 2007.