

---

# Combinatorial Optimization for Panoptic Segmentation: A Fully Differentiable Approach

---

Ahmed Abbas

MPI for Informatics  
Saarland Informatics Campus

Paul Swoboda

## Abstract

We propose a fully differentiable architecture for simultaneous semantic and instance segmentation (a.k.a. panoptic segmentation) consisting of a convolutional neural network and an asymmetric multiway cut problem solver. The latter solves a combinatorial optimization problem that elegantly incorporates semantic and boundary predictions to produce a panoptic labeling. Our formulation allows to directly maximize a smooth surrogate of the panoptic quality metric by backpropagating the gradient through the optimization problem. Experimental evaluation shows improvement by backpropagating through the optimization problem w.r.t. comparable approaches on Cityscapes and COCO datasets. Overall, our approach of combinatorial optimization for panoptic segmentation (COPS) shows the utility of using optimization in tandem with deep learning in a challenging large scale real-world problem and showcases benefits and insights into training such an architecture.

## 1 Introduction

Panoptic segmentation is the task of simultaneously segmenting different semantic classes and instances of the same class [37]. Panoptic segmentation is challenging since neural networks (NN) may produce conflicting predictions (i.e. boundaries separating instances that are not closed contours, instance voting schemes with multiple maxima per instance etc.). Therefore most approaches combine NNs with a post-processing step to compute a final panoptic segmentation that resolves the conflicting evidence produced by NNs. In general, joint training of NNs with post-processing algorithms is an active research area. In our work we propose a fully differentiable approach for panoptic segmentation, our post-processing being a combinatorial optimization problem.

In this work we pursue the bottom-up approach building segmentations directly from pixels and combine CNNs with the asymmetric multiway cut problem (AMWC) [42]. The latter is an elegant combinatorial optimization problem that combines semantic and affinity predictions and directly produces a panoptic labeling. We train CNN and AMWC jointly so that the supervisory signal for training the CNN is influenced by the computations of the combinatorial optimization stage. The loss we propose to use for this training differs from common lower-level CNN losses and is a smooth surrogate closely corresponding to the final panoptic quality metric [37]. We show in this work how our conceptual contributions, i.e. using AMWC as a differentiable module and training on surrogate panoptic quality loss can be made to work together and yield performance improvements.

The general idea of combining optimization and neural networks and train them jointly has recently enjoyed resurgent interest. The fundamental problem for the specific task of combinatorial optimization is that the output of combinatorial problem is 0–1 valued, hence the loss landscape becomes piecewise constant and simply differentiating through a solver is not possible anymore. Several methods have been proposed to address this problem [10, 24, 26, 31, 56, 64]. To our knowledge our work is the first to utilize the perturbation techniques [24, 64] on a large-scale setting with scalable

but suboptimal heuristic solvers. We give evidence that training works in this setting and gives performance benefits. To this end we propose a robust extension of the backpropagation technique [64] that gives better empirical convergence.

Our architecture is inspired by [14, 16] and consists of a ResNet-50 backbone, a semantic segmentation branch for computing class costs and an affinity branch for boundary predictions. Semantic and affinity costs are taken as input by the AMWC solver that returns a panoptic labeling. We first pre-train semantic and affinity branches with simple cross-entropy losses obtaining a strong baseline that achieves a performance similar or better than other bottom-up approaches [16, 27, 69]. We finetune subsequently with the AMWC solver and the panoptic surrogate loss via our new robust backpropagation approach and show further performance improvements.

Current state-of-the-art approaches use very large networks (e.g. Max-DeepLab [65] uses transformers containing more parameters than a ResNet-101). This might lead to the impression that advances in panoptic segmentation require deeper and more sophisticated architecture. We show that our simpler model can be significantly improved by a fully differentiable approach and argue that simpler models have not yet reached their full potential. Also, our simpler architecture allows for a more controlled setting and makes it easier to identify crucial components and measure to which extent performance improvements can be achieved.

### Contributions

**Optimization for segmentation:** We propose AMWC [42] as an expressive and tractable combinatorial optimization formulation to be used in an fully differentiable architecture for panoptic segmentation. We also propose a scalable heuristic for its solution.

**Panoptic loss surrogate:** We propose a surrogate loss function that approximates the panoptic loss metric and can be used in our training setup.

**Backpropagation:** We give an extension of the perturbation technique [64] for backpropagating gradients through combinatorial solvers, improving training with suboptimal heuristic solvers.

**Experimental validation:** We conduct experiments on Cityscapes [19] and COCO [47] and show the benefits of fully differentiable training against comparable approaches.

Our code is available at <https://github.com/aabbas90/COPS>.

## 2 Related Work

### 2.1 Panoptic segmentation

We categorize panoptic segmentation approaches into three categories: (i) bottom-up methods predict information on the pixel-level and then use post-processing to produce a segmentation, (ii) top-down methods proceed by first identifying regions of interest (ROI) and subsequently basing segmentation on them and (iii) hybrid methods combine bottom-up and top-down ideas. For a general overview of recent segmentation methods we refer to [51]. Here we will restrict to panoptic segmentation tasks.

**Top-down:** Recent works include [12, 36, 37, 43, 52, 58, 59, 73, 75]. This principle has also been used with weak supervision [45]. As a drawback, top-down approaches use ROIs which are mostly axis-aligned and so they can be in-efficient for scenarios containing deformable objects [63].

**Bottom-up:** Panoptic-DeepLab [16] based on [74] proposes a single-stage neural network architecture which combines instance center of mass scores with semantic segmentation to compute panoptic segmentation. They use post-processing similar to Hough-voting [6], obtaining great results and reducing the gap to top-down approaches. Subsequently, Axial-DeepLab [66] made improvements using an attention mechanism to enlarge the receptive field using the post-processing scheme of [74].

The methods SSAP [27] and SMW [69] are most similar to our as they also use semantic and affinity scores with a graph partitioning algorithm. SMW [69] additionally uses Mask-RCNN [29] and SSAP solves multiple graph partitioning problems in coarse-to-fine manner. Older works such as [38, 48] use graph partitioning schemes but only for the instance segmentation task.

**Hybrid:** The approaches [46, 69] use both bottom-up (affinity scores) and top-down (bounding boxes) sources of information. Conditional convolution [63] was used in [65]. Transformers are used in [12] and combined with Max-DeepLab in a sophisticated architecture, achieving remarkable results. They used a surrogate for the panoptic quality metric along with an instance discrimination

loss similar to [71]. However, Max-DeepLab imposes an upper bound on the maximum number of instances in an image and requires thresholding low confidence predictions.

In summary, bottom-up methods are generally simpler than top-down ones and require fewer hyperparameters. However, they lack global context and are generally outperformed by top-down approaches. As a solution Axial-DeepLab [66] reduce this gap by incorporating long range context.

Almost all of the above-mentioned approaches use multiple loss functions (see [33] for a possible solution), need thresholds for getting rid of low confidence predictions or assume an upper bound on the number of instances and therefore require hyperparameter tuning. To achieve end-to-end training, approaches of [12, 46, 65] design mechanisms embedded in the NNs which can compute panoptic segmentations directly but still have test-time hyperparameters (such as maximum number of instances, probability thresholding) and need more complicated architectures. Except for the above works, other approaches delegate this task to a post-processing module which does not participate in training. The motivation of our work is based on prioritizing ease-of-use and simplicity. Therefore we have chosen a bottom-up approach and propose a fully differentiable method for training with only one loss and no ad-hoc downstream refinements of the segmentation.

## 2.2 Algorithms as a layer in neural networks

Recently there has been great interest in training neural networks with additional layers for problem-specific constraints and prior knowledge. The works [28, 41] provide an extensive survey and insights. An excellent overview of multiple approaches for learning graphical model parameters is given in [25]. The focus of our work is on using an optimization problem as a layer in neural networks. Hence, we will mainly cover approaches for this scenario. They can be categorized as follows:

**Unrolling:** For training NNs together with cheap and differentiable iterative algorithms (or for algorithms that can be made differentiable e.g. by smoothing), straightforwardly computing gradients is the most simple approach. This has been done for K-means [68] bipartite matching [76], conditional random fields [4, 24, 62, 77], non-linear diffusion for image restoration [15] and ranking and sorting [21]. The interesting study [18] shows that under some stability conditions backpropagation through the last few steps of iterative procedures is enough to get good estimates of gradients.

**Implicit Function Theorem:** In case solutions satisfy fixed point conditions (e.g. KKT conditions) the implicit function theorem can be used to compute gradients. This was done for quadratic programs in [2], embedding MaxSAT in neural networks [67], a large class of convex optimization problems [1], smoothed top-k selection via optimal transport [72] and deep equilibrium models [5].

**Problem-specific methods:** Specialized approaches for backpropagating for specific problems were investigated for submodularity [23] (e.g. using a graph-cut layer), belief propagation [40], dynamic programming [50], markov random fields [13, 39] and nearest neighbor selection [57].

**Gradient Estimation by Perturbation:** Perturbing the objective of an optimization problem for learning has been proposed in [9, 44, 53] for graphical model parameters. In [10, 20, 55] perturbation is used in the forward pass to get a differentiable estimate of the solution. Perturbing the objective in the direction of loss decrease has been proposed in [24] for backpropagating through graphical model inference, in [49] to estimate gradients through a structured loss and in [64] to backpropagate through combinatorial optimization problems. The latter was used for ranking [60] and graph matching [61].

## 3 Method

Our architecture shown in Figure 2 is comprised of two stages: (i) a CNN to compute semantic class and affinities for boundary predictions followed by (ii) an AMWC optimization layer producing the final panoptic labeling. We describe below our CNN architecture, the AMWC problem and finally the approach for backpropagating through the AMWC solver to optimize panoptic surrogate loss.

### 3.1 CNN Architecture

Our CNN architecture (see Figure 2) is comprised of the following parts: a shared ResNet-50 backbone pre-trained on ImageNet [22] producing feature maps for the subsequent semantic and affinity branch. Our CNN architecture corresponds to Panoptic-Deeplab [16] with the exception of a modified instance segmentation branch due to different post-processing (Hough voting for vs.

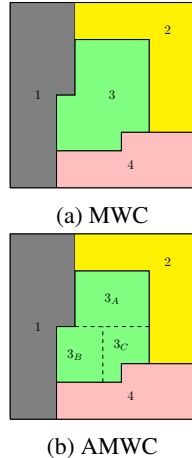


Figure 1: Exemplary MWC and AMWC problems with 4 classes ( $K = 4$ ). MWC is a special case of AMWC when  $P = \emptyset$ . For  $P = \{3\}$  we get an AMWC problem where class 3 is partitioned into subclusters (instances)  $3_A$ ,  $3_B$  and  $3_C$ .

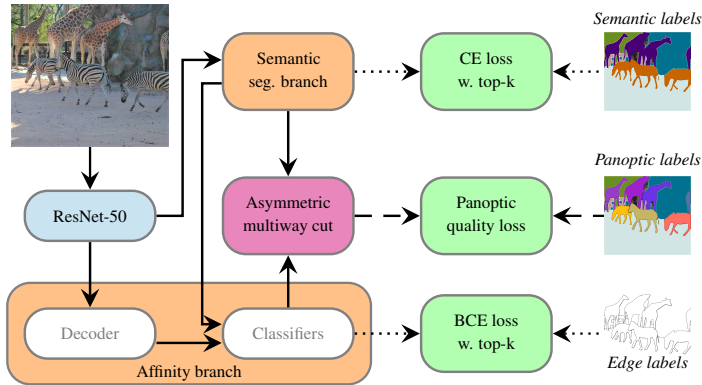


Figure 2: Overview of our architecture: Image features computed through a ResNet-50 backbone [30] are fed into a semantic segmentation branch to predict class scores and to an affinity branch to predict object boundaries. Costs from both branches are used in the AMWC solver for computing a panoptic labeling. Pre-training of the semantic and affinity branch is done with top-k cross-entropy losses [74] (dotted arrows). For backpropagation through AMWC solver we use the panoptic quality loss (dashed arrows). The computation flow marked by solid lines is for panoptic segmentation, dotted arrow for pre-training and dashed arrows for fully differentiable training.

AMWC in our work). We also use DeepLabv3+ [14] decoders for both semantic and affinity branch similar to [16]. This allows for a fair comparison with [16].

**Affinity predictor:** The affinity branch predicts for given pairs of pixels whether they belong to the same instance. It takes two sources of inputs: (i) features from the affinity decoder and (ii) semantic segmentation costs which makes finding boundaries between different classes easier. Gradients of segmentation costs computed from affinity predictors are not backpropagated during training to preclude the affinity branch from influencing the semantic branch.

We take horizontal and vertical edges at varying distances  $d$ . For COCO we use  $d \in \{1, 4, 16, 32, 64\}$  and for Cityscapes  $d \in \{1, 4, 16, 32, 64, 128\}$ . For each  $d$  all corresponding edges are sampled and affinity scores are computed by a dedicated predictor for each distance. For long range edges with  $d > 1$  we compute edge features by taking the difference of affinity features of the edge endpoints before sending them to the predictor. This helps in capturing long-range context. Additional architectural details can be found in the appendix.

### 3.2 (Asymmetric) Multiway Cut

Multiway cut (MWC) [11] is a combinatorial optimization problem for graph partitioning defined on a graph. In MWC a pre-defined number of classes is given and each node is assigned to one. The cost of a class assignment is given by node and edge affinity costs that give the preference of a node belonging to a certain class and endpoints of the edge to belong to the same class respectively. Hence, the multiway cut can be straightforwardly used to formulate semantic segmentation, each MWC class corresponding to a semantic class.

The AMWC problem was introduced in [42] as an extension of MWC. AMWC additionally allows to subdivide some classes into an arbitrary number of sub-clusters. This allows to model segmenting a given semantic class into multiple instances for panoptic segmentation.

Mathematically, MWC and AMWC are defined on a graph  $G = (V, E)$  together with edge weights  $c_E : E \rightarrow \mathbb{R}$  and node costs  $c_V : V \times \{1, \dots, K\} \rightarrow \mathbb{R}$ , where  $K$  is the number of classes. The edge affinities  $c_E$  indicate preference of edge endpoints to belong to the same cluster, while the node costs  $c_V$  indicate preference of assigning nodes to classes. A set  $P \subseteq [K]$  contains classes that can be partitioned. For MWC we have  $P = \emptyset$  while for AMWC  $P \subseteq [K]$ . Let  $B$  be the set of valid

boundaries, i.e. edge indicator vectors of partitions of  $V$

$$B = \{y : E \rightarrow \{0, 1\} : \exists C_1 \dot{\cup} \dots \dot{\cup} C_M \text{ s.t. } y(ij) = 1 \Leftrightarrow \exists l \neq l' \text{ and } i \in C_l, j \in C_{l'}\} \quad (1)$$

where the number of clusters  $M$  is arbitrary and  $\dot{\cup}$  is the disjoint union. The MWC and AMWC optimization problems can be written as

$$\begin{aligned} \min_{x: V \rightarrow \{1, \dots, K\}, y \in B} \quad & \sum_{i \in V} c_V(i, x(i)) + \sum_{ij \in E} c_E(ij) \cdot y(ij) \\ \text{s.t.} \quad & y(ij) = 0, \text{ if } x(i) = x(j) \notin P \\ & y(ij) = 1, \text{ if } x(i) \neq x(j) \end{aligned} \quad (2)$$

The above constraints stipulate that  $y$  produces a valid clustering of the graph compatible with the node labeling  $x$ , i.e. boundaries implied by  $y$  align with class boundaries defined by  $x$  and non-partitionable classes not in  $P$  do not possess internal boundaries. The AMWC can be thought of as a special case of InstanceCut [38] that has class-dependent edge affinities, which, however, makes it less scalable. Illustrations of MWC and AMWC are given in Figure 1.

Given a feasible solution  $(x, y)$  satisfying the constraints in (2), the panoptic labeling  $z : V \rightarrow \{1, \dots, J\}$  is computed by connected components w.r.t.  $y$ , i.e.  $z(i) = z(j) \Leftrightarrow y(ij) = 0, \forall ij \in E$ .

Optimization algorithms for efficiently computing possibly suboptimal solutions for (2) are given in the appendix. Note that, contrary to other approaches for panoptic segmentation such as [63, 65, 73] AMWC neither has an upper bound on the number of instances  $M$  (which is automatically decided by the optimization problem) nor suffers from computational bottlenecks in this regard. It also does not require thresholding to get rid of low confidence predictions.

### 3.3 Fully differentiable training

To train our architecture along with the AMWC solver we first introduce a new robust variant of the perturbation technique for backpropagation [64] which works well for our setting of a large-scale problem and suboptimal solver. Second, we introduce a smooth panoptic loss surrogate. Last, we show how to backpropagate gradients for the panoptic loss surrogate through a MWC layer.

#### 3.3.1 Robust Perturbation for Backpropagation:

The fundamental difficulty of backpropagating through a combinatorial optimization problem is that the loss landscape is piecewise constant, since the output of the combinatorial problem is integer valued. To handle this difficulty, generally applicable perturbation techniques [7, 24, 31, 49, 64] have been proposed. They work by taking finite differences of solutions with perturbations of the original problem. The work [64] interprets this as creating a continuous interpolation of the non-continuous original loss landscape.

The second difficulty is that, due to large size and NP-hardness of AMWC, we use a heuristic suboptimal solver that does not in general deliver optimal solutions. Therefore, we propose a multi-scale extension of [64] for increased robustness that works well in our setting.

Assume a binary integer linear optimization layer  $\mathcal{W}$  takes a cost vector  $c$  as input from a neural network i.e.  $\mathcal{W} : \mathbb{R}^n \rightarrow \{0, 1\}^n, c \mapsto \arg \min_{x \in \mathcal{S}} \langle c, x \rangle$  where  $\mathcal{S} \subset \{0, 1\}^n$  is the set of constraints. Afterwards the minimizer of  $\mathcal{W}$  is fed into a loss function  $L : \{0, 1\}^n \rightarrow \mathbb{R}$ . For backpropagation we need to compute the gradient  $\frac{\partial(L \circ \mathcal{W})}{\partial c}$ , where  $L \circ \mathcal{W}$  is the composition of  $L$  and  $\mathcal{W}$ . Since, this gradient is zero almost everywhere a continuous interpolation  $(L \circ \mathcal{W})_\lambda$  is proposed in [64] where  $\lambda > 0$  is an interpolation range. The gradient w.r.t. the interpolation is computed by perturbation of the cost vector  $c$  by incoming gradient as follows

$$\frac{\partial(L \circ \mathcal{W})_\lambda}{\partial c} = \frac{1}{\lambda} \left[ \mathcal{W}(c + \lambda \nabla L(\mathcal{W}(c))) - \mathcal{W}(c) \right] \quad (3)$$

while [64] report that a large interval of interpolation ranges  $\lambda$  work well on their test problems with optimal solvers, we have not been able to confirm this for our suboptimal heuristic that only gives approximately good solutions to  $\mathcal{W}$ . Therefore, we propose to use a multi-scale loss and its gradient

$$(L \circ \mathcal{W})_{avg} := \frac{1}{N} \sum_{i=1}^N (L \circ \mathcal{W})_{\lambda_i}, \quad \frac{\partial(L \circ \mathcal{W})_{avg}}{\partial c} = \frac{1}{N} \sum_{i=1}^N \frac{\partial(L \circ \mathcal{W})_{\lambda_i}}{\partial c} \quad (4)$$

where  $\lambda_i$  are sampled uniformly in an interval. While the robust backpropagation formula (4) needs multiple calls to the optimization oracle  $\mathcal{W}$ , they can be computed in parallel. In practice the computation time for a backward pass will hence not increase.

### 3.3.2 Panoptic Quality Surrogate Loss:

Panoptic quality (PQ) [37] is a size-invariant evaluation metric defined between a set of predicted masks and ground-truth masks for each semantic class  $l \in [K]$ . For each class, it requires to match predicted and object masks to each other w.r.t intersection-over-union (IoU) since instance labels are permutation invariant. A pair of predicted and ground truth binary masks  $p$  and  $g$  of the same class  $l$  is matched (i.e. true-positive) if  $IoU(p, g) \geq 0.5$ . We write  $(p, g) \in TP_l$ . For the unmatched masks, each prediction (ground-truth) is marked as false positive  $FP_l$  (false negative  $FN_l$ ). Since at most one match exists per ground truth mask, this matching process is well-defined [37]. The PQ metric is defined as the mean of class specific PQ scores

$$PQ_l = \frac{\sum_{(p,g) \in TP_l} IoU(p, g)}{|TP_l| + 0.5(|FP_l| + |FN_l|)} \quad (5)$$

Note that the PQ score (5) can be arbitrarily low just by the presence of small sized false predictions [16, 58, 73]. A common practice to avoid such issue is to reject small predictions before computing the PQ score with some dataset specific size thresholds, before evaluation. However, this rejection mechanism is not incorporated during training.

The PQ metric (5) cannot be straightforwardly used for training due to the discontinuity of the hard threshold based matching and the rejection mechanism. Therefore we replace the hard threshold matching process for each class  $l$  by computing correspondences via a maximum weighted bipartite matching with  $IoU$  as weights. The corresponding matches are  $\overline{TP}_l$ , the unmatched prediction masks  $\overline{FP}_l$  and the unmatched ground truth masks  $\overline{FN}_l$ . The hard thresholding is smoothed via soft thresholding function  $h(u) = \frac{u^4}{u^4 + (1-u)^4}$  centered around 0.5. The small prediction rejection mechanism for mask  $p$  is smoothed via  $\sigma_l(p) = [1 + \exp(-0.1(1^T p - t_l))]^{-1}$  centered at area threshold  $t_l$  for class  $l$ . The overall surrogate PQ for class  $l$  is

$$\overline{PQ}_l = \frac{\sum_{(p,g) \in \overline{TP}_l} h(IoU(p, g)) \sigma_l(p) IoU(p, g)}{\sum_{(p,g) \in \overline{TP}_l} h(IoU(p, g)) \sigma_l(p) + 0.5\{\sum_{p \in \overline{FP}_l} \sigma_l(p) + |\overline{FN}_l|\}} \quad (6)$$

where the term  $h(IoU(p, g))$  models the probability of a predicted mask  $p$  being true positive.

### 3.3.3 Transformation to Multiway Cut:

In order to directly train with the panoptic loss surrogate (6) via the backpropagation formula (4) we propose a transformation of the AMWC problem to a lifted MWC problem in the backward pass for computing gradients. The AMWC optimization oracle  $\mathcal{W}$  can be written as

$$\begin{aligned} (x^*, y^*, z^*) &= \arg \min_{x, y, z} \langle c_V, x \rangle + \langle c_E, y \rangle \\ \text{s.t. } z(i) &= z(j), \text{ if } y(i, j) = 0 \\ z(i) &\neq z(j), \text{ if } y(i, j) = 1 \\ (x, y) &\in \mathcal{S}, z \in \mathbb{Z}_+ \end{aligned} \quad (7)$$

where  $\mathcal{S}$  describes the constraint listed in (2) and the loss is calculated w.r.t panoptic labels  $z^*$  i.e.  $\mathcal{W}(c_V, c_E) = z^*$ . To compute the gradients as per (3) we need to perturb the cost vector associated with  $z$  in (7). However, AMWC only takes semantic costs and affinity costs as input not the panoptic costs. In other words, the gradient of (6) affects node costs of individual instances separately (i.e. they work on panoptic labels), but AMWC assumes node costs are equal for all instances of one semantic class (i.e. it works on class labels). Therefore we transform the AMWC problem into a lifted MWC problem that has a class for each panoptic label in the ground truth. This allows to optimize directly in panoptic label space and compute a gradient w.r.t semantic and affinity costs which can then be backpropagated to corresponding branches.

---

**Algorithm 1: BACKWARD PASS**

---

**Input** :  $\frac{\partial L}{\partial z}, c_V, c_E$ , solution  $x, y, m, \lambda$ **Output** :  $\frac{\partial L}{\partial c_V}, \frac{\partial L}{\partial c_E}$ 

- 1 Transform node costs to panoptic and perturb:  
$$c'_V(l) = c_V(m(l)) + \lambda \frac{\partial L}{\partial z}(l), \forall l \in [J]$$
  - 2 Multiway cut on panoptic label space:  
$$(z_p, y_p) = \text{MWC}(c'_V, c_E)$$
  - 3 Perturbed class labels:  
$$x_p(i) = m(z_p(i)), \forall i \in V$$
  - 4 Compute node cost gradients:  $\frac{\partial L}{\partial c_V} = \frac{1}{\lambda}(x_p - x)$
  - 5 Compute edge cost gradients:  $\frac{\partial L}{\partial c_E} = \frac{1}{\lambda}(y_p - y)$
  - 6 **return**  $\frac{\partial L}{\partial c_V}, \frac{\partial L}{\partial c_E}$
- 

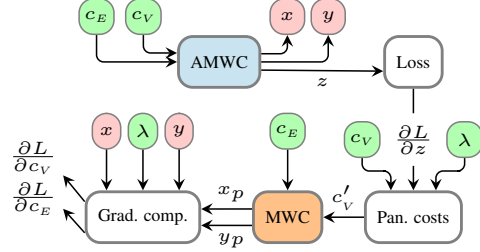


Figure 3: Gradient computation for  $c_V, c_E$  for fully differentiable learning: AMWC produces semantic, edge, panoptic labels  $x, y, z$  resp. Perturbations of panoptic label costs  $c'_V$  are computed and sent to the MWC solver together with the original edge costs  $c_E$ . Results are used to compute and return the gradients.

For the backward pass described in Algorithm 1 we define the following notation: Let  $J$  be the number of classes for the lifted MWC problem and  $m : [J] \rightarrow [K]$  the mapping from panoptic labels onto the corresponding semantic class. Algorithm 1 computes the gradient w.r.t. the simple backpropagation formula (3). For the robust backprop (4) the algorithm has to be called multiple times with the corresponding interpolation ranges  $\lambda$ . An illustration of the gradient computation is given in Figure 3.

Line 1 in Alg. 1 merges two sources of information i.e. preference of the loss  $L$  on panoptic labels  $z$  and current class costs  $c_V$ . Note that the edge costs  $c_E$  are not perturbed. Afterwards, the perturbed panoptic labels  $z_p$  are converted back to class labels  $x_p$  on line 3 to compute the gradients. Ablation study w.r.t using simpler losses on the output of AMWC i.e. class labels  $x$  and edge labels  $y$  solver is shown in the appendix. Intuitively, applying a loss directly on edge labels does not work because small and large localization errors in edge labels are treated equally. This issue was also observed in [3] for 3D instance segmentation.

## 4 Experiments

All baselines are trained on NVIDIA Quadro RTX 8000 GPUs with 48GB memory each. For fully differentiable training we use one Tesla P40 with 24GB memory and a 32 core CPU to solve all AMWC problems in the batch in parallel.

### 4.1 Datasets

We train and evaluate COPS on the Cityscapes [19] and COCO [47] panoptic segmentation datasets. We test on the validation and test sets provided by the two datasets. For evaluation on the test set we do not use validation set for training.

**Cityscapes:** Contains traffic related images of resolution  $1024 \times 2048$  where training, validation and testing splits have 2975, 500, and 1525 images for training, validation, and testing, respectively. It contains 8 ‘thing’ and 11 ‘stuff’ classes. During training we use random scale augmentation and crop to  $512 \times 1024$  resolution as done in Panoptic-DeepLab. During evaluation the input images are sent at original resolution. The values of small segment rejection thresholds (used during both training and inference) are 200, 2048 for ‘thing’ and ‘stuff’ class resp. Lastly, to handle larger occlusions we additionally use affinities at a distance of 128.

**COCO:** Is more diverse and contains 118k, 5k, and 20k images for training, validation, and testing, resp. The dataset has 80 ‘thing’ and 53 ‘stuff’ classes. During training random scale augmentation is also used with a crop size of  $640 \times 640$  resolution as in [16]. The values of small segment rejection thresholds (used during both training and inference) are 200, 4096 for ‘thing’ and ‘stuff’ class resp. During evaluation the input images are resized to  $640 \times 640$  resolution.

## 4.2 Training

We closely follow the implementation of Panoptic-DeepLab in [70] (based on Pytorch [54]), use the provided ImageNet pre-trained ResNet-50 backbone and the same learning rate parameters for training our baseline model. The Adam optimizer [35] is used for all our experiments.

**Resolution:** The CNNs produce an output with  $1/4$ -th the resolution in every dimension w.r.t input images, similar to Panoptic-DeepLab. This reduced input size is maintained for AMWC (instead of upsampled) to reduce computation time during full training and evaluation. The panoptic labels computed by the AMWC solver are upsampled during evaluation. Since these labels are discrete, upsampling may misalign object boundaries and small ground-truth objects can potentially be missed as well. While this can put our method at a disadvantage, our full training scheme offsets this by achieving panoptic quality even better than the performance at finest resolution of comparable methods.

**Baseline pre-training:** We pre-train the CNN architecture as a baseline model and for achieving a good initialization for the subsequent fully differentiable training. This also allows us to measure the additional gain by full training. In pre-training we apply the weighted top-k cross-entropy loss [74] to each affinity predictor separately and also to the semantic segmentation branch. Since the main objective of the affinity classifier should be to predict instance boundaries we increase the loss by a factor of 4 for edges where at least one endpoint belongs to a ‘thing’ class. Additionally, we also increase the semantic and affinity loss weights of small objects by a factor of 3 following [16].

We train Cityscapes on one GPU with batch-size 12 for  $250k$  iterations, with initial learning rate 0.001 and the decay strategies of Panoptic-DeepLab. Training takes around 8 days. COCO is trained on four GPUs with a total batch-size of 48 for  $240k$  iterations using the same learning rate parameters as above. Training takes around 11 days.

**Full training:** For training COPS through AMWC solver we use only the panoptic quality surrogate loss (6) and fine-tune the semantic and affinity classifiers along with the last layer of each semantic and affinity decoder. The ResNet50 backbone and all batch normalization parameters [32] are frozen. We train with batch size of 24 until training loss convergences which amounts to 3000 iterations for Cityscapes and 10000 iterations for COCO. To approximate the gradient (4) we use relatively large values of  $\lambda$  compared to [64] since in-exact optimization might not react to small perturbations correctly (for example the backward pass solution might not even be equal to the one from the forward pass for  $\lambda \rightarrow 0$ ). We also observed more stable training curves for larger values of  $N$  and use  $N = 5$  in our experiments.

## 4.3 Results

We compare panoptic quality (in terms of percentage) on both testing  $PQ^{\text{test}}$  and validation  $PQ^{\text{val}}$  splits of Cityscapes and COCO datasets, see Table 1. For the testing splits evaluation requires submission to an online server. We also show performance on ‘thing’ classes  $PQ_{\text{th}}$ , and stuff classes  $PQ_{\text{st}}$  separately. To allow a fair comparison, we restrict ourselves to results of competing approaches which are closest to our setting i.e., without test-time augmentation, similar number of parameters in the network, not utilizing other sources of training data etc. For an overall comparison, we also consider at least one state-of-the-art work from each other type of method (top-down, hybrid etc.).

First, our fully trained model improves by more than 3 and 4 points in panoptic quality for Cityscapes and COCO resp. in comparison to our baseline model. This is evidence our panoptic loss surrogate and training in conjunction with the combinatorial solver works. Especially, performance on the ‘thing’ classes improves which have internal boundaries. We argue this is mainly due to better training of the affinity branch, which benefits more from the AMWC supervisory signal. A sample qualitative comparison between baseline and fully trained model can be seen in Figure 9, where full training shows clear visible improvements. The methods SSAP [27], SMW [69] are closest to ours in-terms of the post-processing, and Panoptic-DeepLab in-terms of architecture resp. Our fully trained model outperforms SSAP even in a setting where SSAP uses test-time augmentation and a larger backbone. SMW reports results only on Cityscapes using two independent DeepLabV3+ models and a Mask-RCNN. We outperform it with our approach while still using a simpler model. While Panoptic-Deeplab outperforms our baseline model, our full training scheme outperforms it on both datasets.



Table 1: Results on Cityscapes (above) and COCO (below) on validation and testing splits. We divide the methods into two groups where lower half for each dataset contains the approaches which are comparable to COPS with bold numbers representing the best performance in this category. R-X: ResNet-X, X-71: Xception-71, †: Mask selection (e.g. by Mask-RCNN), \*: Uses test-time augmentation. (-) Marks the results which are not reported for that setting.

Method	Backbone	PQ <sup>test</sup>	PQ <sup>test</sup> <sub>th</sub>	PQ <sup>test</sup> <sub>st</sub>	PQ <sup>val</sup>	PQ <sup>val</sup> <sub>th</sub>	PQ <sup>val</sup> <sub>st</sub>
Cityscapes							
Axial-DL [66]	Axial-L	62.7	53.4	69.5	63.9	-	-
EfficientPS [52] <sup>†</sup>	Custom	-	-	-	63.9	66.2	60.7
Panoptic-DL [16]	X-71	60.7	-	-	63.0	-	-
Unify. PS [46] <sup>†</sup>	R-50	61.0	52.7	67.1	61.4	54.7	66.3
UPNet [73] <sup>†</sup>	R-50	-	-	-	59.3	54.6	62.7
Panoptic-FPN [36] <sup>†</sup>	R-101	-	-	-	58.1	52.0	62.5
SSAP [27] <sup>*</sup>	R-101	58.9	48.4	<b>66.5</b>	61.1	55.0	-
Panoptic-DL [16]	R-50	58.0	-	-	60.3	51.1	66.9
SMW [69] <sup>†</sup>	Multiple	-	-	-	59.3	50.6	65.7
Unify. PS [46]	R-50	-	-	-	59.0	50.2	65.3
SSAP [27]	R-50	-	-	-	56.6	49.2	-
COPS baseline	R-50	56.7	46.0	64.5	58.5	48.3	66.0
COPS full	R-50	<b>60.0</b>	<b>51.8</b>	65.9	<b>62.1</b>	<b>55.1</b>	<b>67.2</b>
COCO							
Max-DeepLab [65]	MaX-S	49	54	41.6	-	-	-
Unify. PS [46] <sup>†</sup>	R-50	43.6	48.9	35.6	43.4	48.6	35.5
UPNet [73] <sup>†</sup>	R-50	-	-	-	42.5	48.5	33.4
Axial-DL [66]	Axial-S	42.2	46.5	35.7	41.8	46.1	35.2
Panoptic-FPN [36] <sup>†</sup>	R-101	40.9	48.3	29.7	40.3	47.5	29.5
Panoptic-DL [16]	X-71	38.8	-	-	39.7	43.9	33.2
SSAP [27] <sup>*</sup>	R-101	36.9	40.1	32	36.5	-	-
Panoptic-DL [16]	R-50	35.2	-	-	35.5	37.8	32.0
COPS baseline	R-50	34.2	35.2	32.8	34.3	34.9	33.4
COPS full	R-50	<b>38.5</b>	<b>41.0</b>	<b>34.8</b>	<b>38.4</b>	<b>40.5</b>	<b>35.2</b>

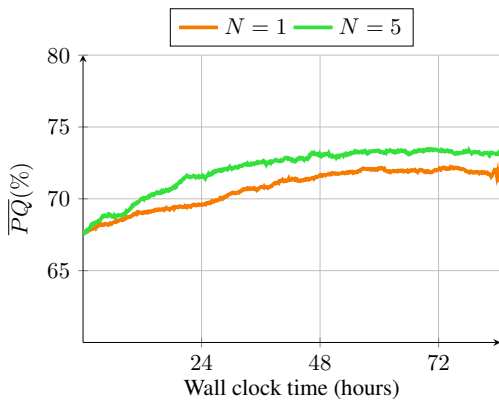


Figure 4: Comparison of panoptic quality surrogate loss on Cityscapes for different values of loss interpolation parameter  $N$  in (4). With  $N = 5$  convergence is reached faster, even though we do not parallelize over  $N$ .

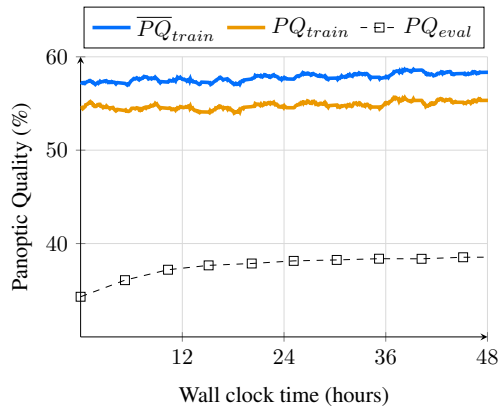


Figure 5: Train, eval. logs on COCO dataset during fully differentiable training.  $\overline{PQ}_{train}$  (6) and  $PQ_{train}$  (5) are computed during training.  $PQ_{eval}$  (5) is reported on the whole COCO validation set after every 1000 iterations.



(a) Our baseline: all 3 bicycles are not detected, false detections above the right car and near the left person. (b) After full training: better localization and bicycles are correctly detected

Figure 6: Comparison of panoptic labels on Cityscapes test set. (Best viewed digitally).

In Figure 4 we plot the PQ surrogate (6) during fully differentiable training using different numbers of interpolation parameter  $N$  in (4). Our proposed improvement in the backpropagation scheme of [64] trains faster and achieves better panoptic quality. In Figure 5 we compare our differentiable PQ surrogate (6) with the exact PQ metric (5) during training. Note that PQ surrogate overestimates exact PQ because we smooth hard thresholding operators. Lastly, we see significant improvement in PQ on evaluation set already after only 24 hours of training with a batch-size of 24 (baseline training took 11 days with 48 batch-size).

#### 4.4 Limitations

**Inference times:** Although parallelization can be simply done during training, our approach lacks real-time performance during inference requiring around 2 seconds per image from Cityscapes and 0.3 seconds for COCO.

**Two stage training:** Our training procedure two steps. First we pre-train the network using simpler losses and then finetune with panoptic quality surrogate loss by backpropagating through AMWC. We follow this approach due to computational efficiency, since the combinatorial part takes a significant amount of time. We hope that with better and faster AMWC solvers training can be converted to a single stage in the future. Moreover, we avoid finetuning the whole model with panoptic quality surrogate because IoU based metrics are not separable under expectations w.r.t. different images [8]. To get good estimates of the loss we therefore require larger batch sizes than for simpler losses used in pre-training. This restriction makes it difficult to train all layers due to GPU memory limitations. It would be interesting to train all parameters by backpropagation through the combinatorial solver and forego the need for pre-training possibly on applications with simpler losses and fast combinatorial solvers.

## 5 Conclusion

We have proposed a fully differentiable approach for panoptic segmentation incorporating a combinatorial optimization layer for post-processing and directly minimizing panoptic quality surrogate loss. Our choice has lead to a simple and elegant formulation with a minimal number of hyperparameters. We argue that learning through combinatorial optimization layers is possible and leads to improved performance even with simple and suboptimal solvers. However, backpropagation schemes should be suitably augmented for robustness in this case.

While our work suggests that combinatorial optimization is helpful in neural networks, most solvers (including the ones we used) are sequential and executed on CPU, which limits their applicability. For combinatorial optimization to become a more commonly used layer in neural networks, solvers must be designed that are inherently parallel and executable on GPUs.

### Broader Impact

This work introduces a new fully differentiable architecture for panoptic segmentation, a fundamental task in computer vision used in down-stream tasks. The broader impact of our work depends on the concrete downstream task.

## Acknowledgements

We would like to thank Michal Rolínek for his valuable suggestions regarding backpropagation through optimization problems.

## References

- [1] Akshay Agrawal, Shane Barratt, and Stephen Boyd. Learning convex optimization models. *arXiv preprint arXiv:2006.04248*, 2020.
- [2] Brandon Amos and J Zico Kolter. Optnet: Differentiable optimization as a layer in neural networks. In *International Conference on Machine Learning*, pages 136–145. PMLR, 2017.
- [3] Ignacio Arganda-Carreras, Srinivas C. Turaga, Daniel R. Berger, Dan Cireşan, Alessandro Giusti, Luca M. Gambardella, Jürgen Schmidhuber, Dmitry Laptev, Sarvesh Dwivedi, Joachim M. Buhmann, Ting Liu, Mojtaba Seyedhosseini, Tolga Tasdizen, Lee Kamentsky, Radim Burget, Vaclav Uher, Xiao Tan, Changming Sun, Tuan D. Pham, Erhan Bas, Mustafa G. Uzunbas, Albert Cardona, Johannes Schindelin, and H. Sebastian Seung. Crowdsourcing the creation of image segmentation algorithms for connectomics. *Frontiers in Neuroanatomy*, 9:142, 2015.
- [4] Anurag Arnab, Shuai Zheng, Sadeep Jayasumana, Bernardino Romera-Paredes, Måns Larsson, Alexander Kirillov, Bogdan Savchynskyy, Carsten Rother, Fredrik Kahl, and Philip HS Torr. Conditional random fields meet deep neural networks for semantic segmentation: Combining probabilistic graphical models with deep learning for structured prediction. *IEEE Signal Processing Magazine*, 35(1):37–52, 2018.
- [5] Shaojie Bai, J Zico Kolter, and Vladlen Koltun. Deep equilibrium models. *arXiv preprint arXiv:1909.01377*, 2019.
- [6] Dana H Ballard. Generalizing the hough transform to detect arbitrary shapes. *Pattern recognition*, 13(2):111–122, 1981.
- [7] Yoshua Bengio, Nicholas Léonard, and Aaron Courville. Estimating or propagating gradients through stochastic neurons for conditional computation. *arXiv preprint arXiv:1308.3432*, 2013.
- [8] Maxim Berman, Amal Rannen Triki, and Matthew B Blaschko. The lovász-softmax loss: A tractable surrogate for the optimization of the intersection-over-union measure in neural networks. In *Proceedings of the IEEE Conference on Computer Vision and Pattern Recognition*, pages 4413–4421, 2018.
- [9] Gedas Bertasius, Qiang Liu, Lorenzo Torresani, and Jianbo Shi. Local perturb-and-map for structured prediction. In *Artificial Intelligence and Statistics*, pages 585–594. PMLR, 2017.
- [10] Quentin Berthet, Mathieu Blondel, Olivier Teboul, Marco Cuturi, Jean-Philippe Vert, and Francis Bach. Learning with differentiable perturbed optimizers. *arXiv preprint arXiv:2002.08676*, 2020.
- [11] Gruiă Calinescu. *Multiway Cut*, pages 567–569. Springer US, Boston, MA, 2008.
- [12] Nicolas Carion, Francisco Massa, Gabriel Synnaeve, Nicolas Usunier, Alexander Kirillov, and Sergey Zagoruyko. End-to-end object detection with transformers. In *European Conference on Computer Vision*, pages 213–229. Springer, 2020.
- [13] Liang-Chieh Chen, Alexander G. Schwing, Alan L. Yuille, and Raquel Urtasun. Learning deep structured models, 2015.
- [14] Liang-Chieh Chen, Yukun Zhu, George Papandreou, Florian Schroff, and Hartwig Adam. Encoder-decoder with atrous separable convolution for semantic image segmentation. In *Proceedings of the European conference on computer vision (ECCV)*, pages 801–818, 2018.
- [15] Yunjin Chen and Thomas Pock. Trainable nonlinear reaction diffusion: A flexible framework for fast and effective image restoration. *IEEE transactions on pattern analysis and machine intelligence*, 39(6):1256–1272, 2016.
- [16] Bowen Cheng, Maxwell D Collins, Yukun Zhu, Ting Liu, Thomas S Huang, Hartwig Adam, and Liang-Chieh Chen. Panoptic-deeplab: A simple, strong, and fast baseline for bottom-up panoptic segmentation. In *Proceedings of the IEEE/CVF Conference on Computer Vision and Pattern Recognition*, pages 12475–12485, 2020.

- [17] Bowen Cheng, Ross Girshick, Piotr Dollár, Alexander C Berg, and Alexander Kirillov. Boundary iou: Improving object-centric image segmentation evaluation. In *Proceedings of the IEEE/CVF Conference on Computer Vision and Pattern Recognition*, pages 15334–15342, 2021.
- [18] Bruce Christianson. Reverse accumulation and attractive fixed points. *Optimization Methods and Software*, 3(4):311–326, 1994.
- [19] Marius Cordts, Mohamed Omran, Sebastian Ramos, Timo Rehfeld, Markus Enzweiler, Rodrigo Benenson, Uwe Franke, Stefan Roth, and Bernt Schiele. The cityscapes dataset for semantic urban scene understanding. In *Proceedings of the IEEE conference on computer vision and pattern recognition*, pages 3213–3223, 2016.
- [20] Caio Corro and Ivan Titov. Differentiable perturb-and-parse: Semi-supervised parsing with a structured variational autoencoder. In *International Conference on Learning Representations*, 2019.
- [21] Marco Cuturi, Olivier Teboul, and Jean-Philippe Vert. Differentiable ranking and sorting using optimal transport. 2019.
- [22] Jia Deng, Wei Dong, Richard Socher, Li-Jia Li, Kai Li, and Li Fei-Fei. Imagenet: A large-scale hierarchical image database. In *2009 IEEE conference on computer vision and pattern recognition*, pages 248–255. Ieee, 2009.
- [23] Josip Djolonga and Andreas Krause. Differentiable learning of submodular models. *Advances in Neural Information Processing Systems*, 30:1013–1023, 2017.
- [24] Justin Domke. Implicit differentiation by perturbation. *Advances in Neural Information Processing Systems*, 23:523–531, 2010.
- [25] Justin Domke. Learning graphical model parameters with approximate marginal inference. *IEEE transactions on pattern analysis and machine intelligence*, 35(10):2454–2467, 2013.
- [26] Aaron Ferber, Bryan Wilder, Bistra Dilkina, and Milind Tambe. Mipaal: Mixed integer program as a layer. In *Proceedings of the AAAI Conference on Artificial Intelligence*, volume 34, pages 1504–1511, 2020.
- [27] Naiyu Gao, Yanhu Shan, Yupei Wang, Xin Zhao, Yinan Yu, Ming Yang, and Kaiqi Huang. Ssap: Single-shot instance segmentation with affinity pyramid. In *Proceedings of the IEEE/CVF International Conference on Computer Vision*, pages 642–651, 2019.
- [28] Stephen Gould, Richard Hartley, and Dylan Campbell. Deep declarative networks: A new hope. *arXiv preprint arXiv:1909.04866*, 2019.
- [29] Kaiming He, Georgia Gkioxari, Piotr Dollár, and Ross Girshick. Mask r-cnn. In *Proceedings of the IEEE international conference on computer vision*, pages 2961–2969, 2017.
- [30] Kaiming He, Xiangyu Zhang, Shaoqing Ren, and Jian Sun. Deep residual learning for image recognition. In *Proceedings of the IEEE conference on computer vision and pattern recognition*, pages 770–778, 2016.
- [31] Hedda Cohen Indelman and Tamir Hazan. Learning randomly perturbed structured predictors for direct loss minimization. *arXiv preprint arXiv:2007.05724*, 2020.
- [32] Sergey Ioffe and Christian Szegedy. Batch normalization: Accelerating deep network training by reducing internal covariate shift. In *International conference on machine learning*, pages 448–456. PMLR, 2015.
- [33] Alex Kendall, Yarin Gal, and Roberto Cipolla. Multi-task learning using uncertainty to weigh losses for scene geometry and semantics. In *Proceedings of the IEEE conference on computer vision and pattern recognition*, pages 7482–7491, 2018.
- [34] Margret Keuper, Evgeny Levinkov, Nicolas Bonneel, Guillaume Lavoué, Thomas Brox, and Bjorn Andres. Efficient decomposition of image and mesh graphs by lifted multicuts. In *Proceedings of the IEEE International Conference on Computer Vision*, pages 1751–1759, 2015.
- [35] Diederik P Kingma and Jimmy Ba. Adam: A method for stochastic optimization. *arXiv preprint arXiv:1412.6980*, 2014.
- [36] Alexander Kirillov, Ross Girshick, Kaiming He, and Piotr Dollár. Panoptic feature pyramid networks. In *Proceedings of the IEEE/CVF Conference on Computer Vision and Pattern Recognition*, pages 6399–6408, 2019.

- [37] Alexander Kirillov, Kaiming He, Ross Girshick, Carsten Rother, and Piotr Dollár. Panoptic segmentation. In *Proceedings of the IEEE/CVF Conference on Computer Vision and Pattern Recognition*, pages 9404–9413, 2019.
- [38] Alexander Kirillov, Evgeny Levinkov, Bjoern Andres, Bogdan Savchynskyy, and Carsten Rother. Instancecut: from edges to instances with multicut. In *Proceedings of the IEEE Conference on Computer Vision and Pattern Recognition*, pages 5008–5017, 2017.
- [39] Alexander Kirillov, Dmitrij Schlesinger, Shuai Zheng, Bogdan Savchynskyy, Philip H. S. Torr, and Carsten Rother. Joint training of generic cnn-crf models with stochastic optimization, 2016.
- [40] Patrick Knobelreiter, Christian Sormann, Alexander Shekhovtsov, Friedrich Fraundorfer, and Thomas Pock. Belief propagation reloaded: Learning bp-layers for labeling problems. In *Proceedings of the IEEE/CVF Conference on Computer Vision and Pattern Recognition*, pages 7900–7909, 2020.
- [41] James Kotary, Ferdinando Fioretto, Pascal Van Hentenryck, and Bryan Wilder. End-to-end constrained optimization learning: A survey. *arXiv preprint arXiv:2103.16378*, 2021.
- [42] Thorben Kroeger, Jörg H Kappes, Thorsten Beier, Ullrich Koethe, and Fred A Hamprecht. Asymmetric cuts: Joint image labeling and partitioning. In *German Conference on Pattern Recognition*, pages 199–211. Springer, 2014.
- [43] Jie Li, Allan Raventos, Arjun Bhargava, Takaaki Tagawa, and Adrien Gaidon. Learning to fuse things and stuff. *arXiv preprint arXiv:1812.01192*, 2018.
- [44] Ke Li, Kevin Swersky, and Richard Zemel. Efficient feature learning using perturb-and-map. 2013.
- [45] Qizhu Li, Anurag Arnab, and Philip HS Torr. Weakly-and semi-supervised panoptic segmentation. In *Proceedings of the European conference on computer vision (ECCV)*, pages 102–118, 2018.
- [46] Qizhu Li, Xiaojuan Qi, and Philip HS Torr. Unifying training and inference for panoptic segmentation. In *Proceedings of the IEEE/CVF Conference on Computer Vision and Pattern Recognition*, pages 13320–13328, 2020.
- [47] Tsung-Yi Lin, Michael Maire, Serge Belongie, James Hays, Pietro Perona, Deva Ramanan, Piotr Dollár, and C Lawrence Zitnick. Microsoft coco: Common objects in context. In *European conference on computer vision*, pages 740–755. Springer, 2014.
- [48] Yiding Liu, Siyu Yang, Bin Li, Wengang Zhou, Jizheng Xu, Houqiang Li, and Yan Lu. Affinity derivation and graph merge for instance segmentation. In *Proceedings of the European Conference on Computer Vision (ECCV)*, pages 686–703, 2018.
- [49] David A McAllester, Tamir Hazan, and Joseph Keshet. Direct loss minimization for structured prediction. In *NIPS*, volume 1, page 3. Citeseer, 2010.
- [50] Arthur Mensch and Mathieu Blondel. Differentiable dynamic programming for structured prediction and attention. In *International Conference on Machine Learning*, pages 3462–3471. PMLR, 2018.
- [51] Shervin Minaee, Yuri Y Boykov, Fatih Porikli, Antonio J Plaza, Nasser Kehtarnavaz, and Demetri Terzopoulos. Image segmentation using deep learning: A survey. *IEEE Transactions on Pattern Analysis and Machine Intelligence*, 2021.
- [52] Rohit Mohan and Abhinav Valada. Efficientpts: Efficient panoptic segmentation. *International Journal of Computer Vision*, pages 1–29, 2021.
- [53] George Papandreou and Alan L Yuille. Perturb-and-map random fields: Using discrete optimization to learn and sample from energy models. In *2011 International Conference on Computer Vision*, pages 193–200. IEEE, 2011.
- [54] Adam Paszke, Sam Gross, Francisco Massa, Adam Lerer, James Bradbury, Gregory Chanan, Trevor Killeen, Zeming Lin, Natalia Gimelshein, Luca Antiga, Alban Desmaison, Andreas Kopf, Edward Yang, Zachary DeVito, Martin Raison, Alykhan Tejani, Sasank Chilamkurthy, Benoit Steiner, Lu Fang, Junjie Bai, and Soumith Chintala. Pytorch: An imperative style, high-performance deep learning library. In H. Wallach, H. Larochelle, A. Beygelzimer, F. d’Alché-Buc, E. Fox, and R. Garnett, editors, *Advances in Neural Information Processing Systems 32*, pages 8024–8035. Curran Associates, Inc., 2019.
- [55] Max B Paulus, Dami Choi, Daniel Tarlow, Andreas Krause, and Chris J Maddison. Gradient estimation with stochastic softmax tricks. *arXiv preprint arXiv:2006.08063*, 2020.

- [56] Hao Peng, Sam Thomson, and Noah A Smith. Backpropagating through structured argmax using a spigot. *arXiv preprint arXiv:1805.04658*, 2018.
- [57] Tobias Plötz and Stefan Roth. Neural nearest neighbors networks. *Advances in Neural Information Processing Systems*, 31:1087–1098, 2018.
- [58] Lorenzo Porzi, Samuel Rota Buló, Aleksander Colovic, and Peter Kotschieder. Seamless scene segmentation. In *Proceedings of the IEEE/CVF Conference on Computer Vision and Pattern Recognition*, pages 8277–8286, 2019.
- [59] Siyuan Qiao, Liang-Chieh Chen, and Alan Yuille. Detectors: Detecting objects with recursive feature pyramid and switchable atrous convolution. *arXiv preprint arXiv:2006.02334*, 2020.
- [60] Michal Rolínek, Vít Musil, Anselm Paulus, Marin Vlastelica, Claudio Michaelis, and Georg Martius. Optimizing rank-based metrics with blackbox differentiation. In *Proceedings of the IEEE/CVF Conference on Computer Vision and Pattern Recognition*, pages 7620–7630, 2020.
- [61] Michal Rolínek, Paul Swoboda, Dominik Zietlow, Anselm Paulus, Vít Musil, and Georg Martius. Deep graph matching via blackbox differentiation of combinatorial solvers. In *European Conference on Computer Vision*, pages 407–424. Springer, 2020.
- [62] Jie Song, Bjoern Andres, Michael J Black, Otmar Hilliges, and Siyu Tang. End-to-end learning for graph decomposition. In *Proceedings of the IEEE/CVF International Conference on Computer Vision*, pages 10093–10102, 2019.
- [63] Zhi Tian, Chunhua Shen, and Hao Chen. Conditional convolutions for instance segmentation. *arXiv preprint arXiv:2003.05664*, 2020.
- [64] Marin Vlastelica, Anselm Paulus, Vít Musil, Georg Martius, and Michal Rolinek. Differentiation of blackbox combinatorial solvers. In *International Conference on Learning Representations*, 2019.
- [65] Huiyu Wang, Yukun Zhu, Hartwig Adam, Alan Yuille, and Liang-Chieh Chen. Max-deeplab: End-to-end panoptic segmentation with mask transformers. *arXiv preprint arXiv:2012.00759*, 2020.
- [66] Huiyu Wang, Yukun Zhu, Bradley Green, Hartwig Adam, Alan Yuille, and Liang-Chieh Chen. Axial-deeplab: Stand-alone axial-attention for panoptic segmentation. In *European Conference on Computer Vision*, pages 108–126. Springer, 2020.
- [67] Po-Wei Wang, Priya Donti, Bryan Wilder, and Zico Kolter. Satnet: Bridging deep learning and logical reasoning using a differentiable satisfiability solver. In *International Conference on Machine Learning*, pages 6545–6554. PMLR, 2019.
- [68] Bryan Wilder, Eric Ewing, Bistra Dilkina, and Milind Tambe. End to end learning and optimization on graphs. In H. Wallach, H. Larochelle, A. Beygelzimer, F. d'Alché-Buc, E. Fox, and R. Garnett, editors, *Advances in Neural Information Processing Systems*, volume 32. Curran Associates, Inc., 2019.
- [69] Steffen Wolf, Yuyan Li, Constantin Pape, Alberto Bailoni, Anna Kreshuk, and Fred A Hamprecht. The semantic mutex watershed for efficient bottom-up semantic instance segmentation. In *European Conference on Computer Vision*, pages 208–224. Springer, 2020.
- [70] Yuxin Wu, Alexander Kirillov, Francisco Massa, Wan-Yen Lo, and Ross Girshick. Detectron2. <https://github.com/facebookresearch/detectron2>, 2019.
- [71] Zhirong Wu, Yuanjun Xiong, Stella X Yu, and Dahua Lin. Unsupervised feature learning via non-parametric instance discrimination. In *Proceedings of the IEEE Conference on Computer Vision and Pattern Recognition*, pages 3733–3742, 2018.
- [72] Yujia Xie, Hanjun Dai, Minshuo Chen, Bo Dai, Tuo Zhao, Hongyuan Zha, Wei Wei, and Tomas Pfister. Differentiable top-k operator with optimal transport. *arXiv preprint arXiv:2002.06504*, 2020.
- [73] Yuwen Xiong, Renjie Liao, Hengshuang Zhao, Rui Hu, Min Bai, Ersin Yumer, and Raquel Urtasun. Upsnet: A unified panoptic segmentation network. In *Proceedings of the IEEE/CVF Conference on Computer Vision and Pattern Recognition*, pages 8818–8826, 2019.
- [74] Tien-Ju Yang, Maxwell D Collins, Yukun Zhu, Jyh-Jing Hwang, Ting Liu, Xiao Zhang, Vivienne Sze, George Papandreou, and Liang-Chieh Chen. Deeplab: Single-shot image parser. *arXiv preprint arXiv:1902.05093*, 2019.

- [75] Yibo Yang, Hongyang Li, Xia Li, Qijie Zhao, Jianlong Wu, and Zhouchen Lin. Sognet: Scene overlap graph network for panoptic segmentation. In *Proceedings of the AAAI Conference on Artificial Intelligence*, volume 34, pages 12637–12644, 2020.
- [76] Xiaohui Zeng, Renjie Liao, Li Gu, Yuwen Xiong, Sanja Fidler, and Raquel Urtasun. Dmm-net: Differentiable mask-matching network for video object segmentation. In *Proceedings of the IEEE/CVF International Conference on Computer Vision*, pages 3929–3938, 2019.
- [77] Shuai Zheng, Sadeep Jayasumana, Bernardino Romera-Paredes, Vibhav Vineet, Zhizhong Su, Dalong Du, Chang Huang, and Philip HS Torr. Conditional random fields as recurrent neural networks. In *Proceedings of the IEEE international conference on computer vision*, pages 1529–1537, 2015.

## A Supplementary Material

### A.1 AMWC Heuristic

Algorithm 2 describes the heuristic we use for asymmetric multiway cut inspired by greedy additive edge contraction heuristic for multicut in [34]. The algorithm proceeds by initializing each vertex belonging to a separate cluster (panoptic label). Afterwards, most similar edges are merged in a greedy fashion until similarity becomes negative (Lines 4-6), where similarity for an edge is computed in accordance with its affinity cost as well as node costs (Lines 25-29). Whenever a merge operation is performed the corresponding edge is contracted and new edges can potentially be created (Lines 7-17). Afterwards, the clusters belonging to non-partitionable class (i.e stuff) are merged. For finding the  $\arg \max$  efficiently in Line 4 we use priority-queue.

---

#### Algorithm 2: AMWC GREEDY EDGE CONTRACTION

---

**Input** : Graph  $G = (V, E)$ , node costs  $c_V : V \times [K] \rightarrow \mathbb{R}$ , edge costs  $c_E : E \rightarrow \mathbb{R}$ , partitionable classes  $P \subseteq [K]$   
**Output** : Clustering  $C_1 \dot{\cup} \dots \dot{\cup} C_M = V$ , Class labels of each cluster  $x : \{C_i\} \rightarrow [K]$

- 1 Initialize clustering:  $C_i = \{i\} \forall i \in V$
- 2 Initialize class labels:  $x(C_i) = \arg \min_{k \in [K]} c_V(i, k) \forall i \in V$
- 3 **while**  $E \neq \emptyset$  **do**
- 4     Best merge candidate:  $ij = \arg \max_{ab \in E} \text{total\_edge\_similarity}(ab)$
- 5     **if**  $t_{ij} < 0$  **then**
- 6         **break**
- 7     Merge  $j$  with  $i$ :  $C_i = C_i \cup C_j, C_j = \emptyset$
- 8     Remove edge  $ij$ :  $E = E \setminus \{ij\}$
- 9     Assign joint class label:  $x(C_i) = k_{ij}$
- 10     Update node costs:  $c_V(i, k) = c_V(i, k) + c_V(j, k) \forall k \in [K]$
- 11     Assign neighbours of  $j$  to  $i$ :
- 12     **for**  $jh \in E$  **do**
- 13         **if**  $ih \notin E$  **then**
- 14              $E = E \cup ih$
- 15              $c_E(ih) = 0$
- 16              $c_E(ih) = c_E(ih) + c_E(jh)$
- 17     **end**
- 18 **end**
- 19 Merge non-partitionable clusters:
- 20 **for**  $C_i, C_j : x(C_i) = x(C_j), x(C_i) \notin P$  **do**
- 21      $C_i = C_i \cup C_j$
- 22      $C_j = \emptyset$
- 23 **end**
- 24 **return**  $\{C_i\}_i, x$
- 25 **Function**  $\text{total\_edge\_similarity}(ij)$
- 26     Best joint class label:  $k_{ij} = \arg \min_{k \in [K]} [c_V(i, k) + c_V(j, k)]$
- 27     Merge cost:  $s(ij) = c_V(i, k_{ij}) + c_V(j, k_{ij})$
- 28     Separation cost:  $m(ij) = c_E(ij) + c_V(i, x(C_i)) + c_V(j, x(C_j))$
- 29     Compute similarity:  $t(ij) = m(ij) - s(ij)$
- 30     **return**  $t(ij)$

---

### A.2 Training details

Table 2 contains the hyperparameters used for fully differentiable training. The data augmentation scheme is the same as the one used in Panoptic-DeepLab in [70] (which we also use during baseline training). Since the panoptic quality surrogate loss is in  $[0, 1]$  we multiply it by a scalar  $w$  which in turn affects the magnitude of perturbation in the costs (Line 1 in Alg. 1). As the COCO dataset contains significantly more classes than Cityscapes, we scale the loss by a larger number to ensure that its magnitude is large enough. Notice that the gradient estimates (Lines 4-5 in Alg. 1) would always be in  $[-1, 1]$  irrespective of loss scaling.



Table 2: Hyperparameters for fully differentiable training.  $R(a, b, c)$ : all values in  $[a, b]$  divisible by  $c$ .

Dataset	Optimization					Data aug.		
	$\lambda$	$N$	$w$	LR	$D\%$	Crop	Horiz. flip	Resize
Cityscapes	[1, 5e3]	5	10	1e-3	10	512, 1024	✓	R(512, 2048, 32)
COCO	[1e3, 5e3]	5	100	1e-4	10	640, 640	✓	R(448, 768, 64)

Table 3: Statistics of our models for Cityscapes and COCO datasets. We also report runtime breakdown (in seconds) for one training iteration with batch size 24. Overall time includes both forward and backward pass.

Dataset	Params	Time for 1 training itr.		
		AMWC	MWC	Overall
Cityscapes	34M	2.5	6.1	16.8
COCO	34M	3.5	9	15.7

Lastly, we randomly set 10% of values in  $c_V, c_E$  to zero (indicated by  $D$  in table 2) during fully differentiable training which makes learning harder. This is similar to dropout except that it is applied to the costs of an optimization layer and secondly the costs are not normalized by dropout rate during test time. This gives a slight but consistent improvement of about 0.3 points in PQ (%) during evaluation.

Model statistics are shown in Table 3 showing number of trainable parameters and runtime for one training iteration where we compare time spent on solving AMWC and MWC problems during forward and backward pass resp.

### A.3 Loss on AMWC

Here we perform an ablation study where we directly apply loss on semantic class labels  $x$  and edge labels  $y$  instead of panoptic labels. Since we do not use panoptic labels, this approach does not require transformation to MWC. The gradients can be computed by perturbing associated semantic costs  $c_V$  and edge costs  $c_E$  and calling the same AMWC solver in the backward pass. Given ground-truth labels  $x_g, y_g$ , the losses are

$$L_V = \frac{1}{|V|} \|x - x_g\|_1 \quad (8)$$

$$L_E = 1 - \frac{y^T y_g}{y^T y_g + 0.5(y^T(1 - y_g) + (1 - y)^T y_g)} \quad (9)$$

Here the loss on edge labels is based on the F1-score following the approach of SMW [69] to account for class-imbalance. The loss (9) is applied separately on each affinity classifier. Afterwards the approach of [64] can be directly applied to compute gradients except that we use  $N = 5$  using the robust backpropagation formula (4) for a fair comparison with the panoptic quality surrogate. Lastly, the losses are scaled to put more emphasis on small objects and ‘thing’ classes in the same way as done for baseline pre-training.

We conduct a comparison on Cityscapes dataset and train using the same setup as for the panoptic quality surrogate loss and use the checkpoint with lowest validation error. Results are given in Table 4. We can see that optimizing PQ surrogate gives better performance and using separate losses decreases the performance especially on ‘thing’ classes. This is due to multiple reasons: (a) The loss applied on affinities cannot perform well w.r.t. PQ because each edge mis-classification is penalized arbitrarily instead of calculating its impact on PQ, (b) a slight localization error in boundary detection is penalized in the same way as boundary localization errors.

Table 4: Comparison of PQ surrogate loss with separate losses on AMWC output

Loss	PQ	PQ <sub>th</sub>	PQ <sub>st</sub>
Separate losses	57.8	45.7	66.6
PQ surrogate	62.1	55.1	67.2

#### A.4 Reproducibility

To ensure that results of fully differentiable training are reproducible we finetune our baseline with 6 random seeds on the Cityscapes dataset for 1500 iterations (instead of 3000 for our main results) and evaluate on the validation split. This introduces multiple sources of randomness in the training process due to mini-batch selection, drop-out, data augmentation etc. More importantly the values of  $\lambda$  in (4) change since they are also drawn randomly in an interval. The results are contained in Table 5 showing that all trials improve over the baseline by fully differentiable training.

Table 5: Reproducibility of fully differentiable training after 1500 iterations under random seeds on Cityscapes validation set. For comparison we also show performance of baseline and fully differentiable training after 3000 iterations.

Trial	PQ	PQ <sub>th</sub>	PQ <sub>st</sub>
1	61.41	54.40	66.50
2	62.01	54.78	67.26
3	61.77	54.73	66.89
4	61.33	54.37	66.40
5	61.91	54.85	67.06
6	62.07	55.14	67.11
Baseline	58.5	48.3	66.0
Fully differentiable (final)	62.1	55.1	67.2

#### A.5 Affinity classifiers

The affinity feature maps  $f_A$  from the affinity decoder and node costs  $c_V$  from the semantic segmentation branch are used for computing affinity scores. First  $f_A, c_V$  are concatenated and reduced to 256 channels by two convolutional layers. Afterwards, the result is sent to each classifier specific to an edge distance  $d$ . Each classifier predicts horizontal and vertical edge affinities. These steps are illustrated in Figure 7.

For long-range edges, we first take the difference of node features. Specifically, given node features  $f$  of shape  $B \times N \times H \times W \rightarrow \mathbb{R}$  (where  $B, N, H, W$  correspond to batch-size, channels, height, width resp.), horizontal and vertical edge features  $g_h^d, g_v^d$  for a distance  $d$  are computed as

$$g_h^d(b, n, i, j) = f(b, n, i, j + \lfloor \frac{d}{2} \rfloor) - f(b, n, i, j - \lceil \frac{d}{2} \rceil) \quad (10)$$

$$g_v^d(b, n, i, j) = f(b, n, i + \lfloor \frac{d}{2} \rfloor, j) - f(b, n, i - \lceil \frac{d}{2} \rceil, j) \quad (11)$$

This operation is marked by  $S_d$  in Figure 7. Afterwards, we make use of depth-wise separable convolution with 2 groups for efficiency. Note that the indexing in (10) is done in such a way that center locations of each horizontal and vertical edge match, see Figure 8. The reason is that if there is an oblique boundary in an image there is a high chance that both horizontal and vertical affinities would be low. To capture this inter-dependence the last layer of each affinity classifier does not use depth-wise separable convolution.

#### A.6 Other evaluation metrics

Table 6 contains results of instance segmentation and semantic segmentation evaluation metrics on the Cityscapes dataset. On the instance segmentation task our fully differentiable approach performs

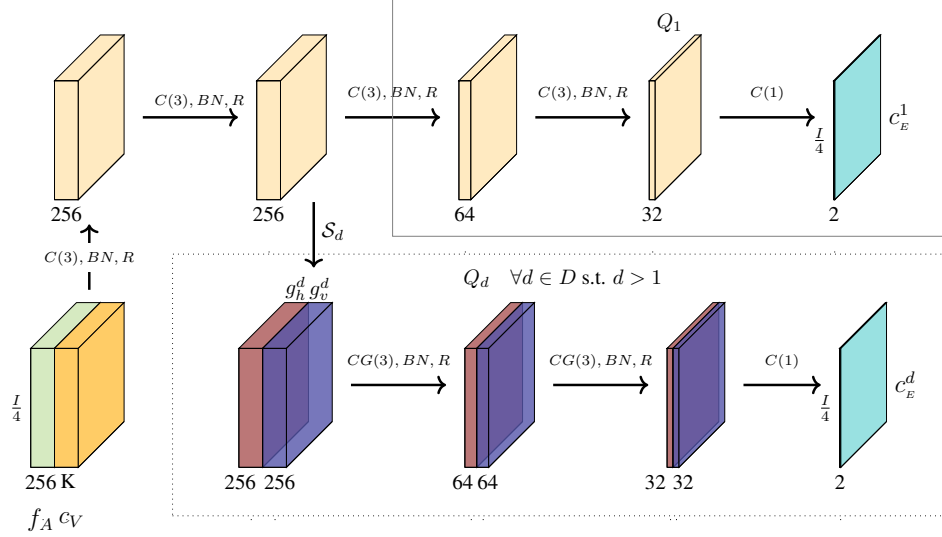


Figure 7: Classifier  $Q_1$  predicts information about the finest scale (similar to edge detection in images). In-addition there are  $|D - 1|$ -many classifiers (one is shown in dotted region) for long-range context. All classifiers produce a two channel output  $c_E^d$  containing horizontal and vertical edge costs at a distance  $d$ .  $S_d$ : takes differences of node features in  $+$  neighbourhood with edge distance  $d$  giving  $g_h^d, g_v^d$ . ( $C(n)$ :  $n \times n$  conv.,  $BN$ : batch-norm,  $R$ : ReLU,  $CG(n)$ :  $C(n)$  with 2 groups.)

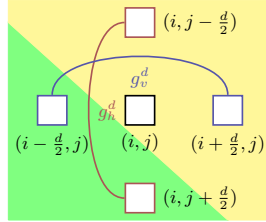


Figure 8: Edge neighbourhood around a location  $i, j$  where the image contains two regions indicated by yellow and green colors. Assuming edge distance  $d$  is even. Horizontal and vertical features  $g_h^d, g_v^d$  at location  $i, j$  are computed from edge end-points. Note that both horizontal and vertical edges would have low affinity values due to presence of a boundary.

better than all approaches which use ResNet-50. For the semantic segmentation task we also get a slight improvement over the baseline by fully differentiable training.

### A.6.1 Instance segmentation evaluation

Average precision (AP) is used to assess instance segmentation performance. To calculate AP one additionally requires uncertainty scores for each instance to establish a ranking. We compute the uncertainty score for an instance with mask  $p \in \{0, 1\}^{|V|}$  having class label  $l$  as

$$\frac{1}{|P|} \sum_{i \in V} c_V(i, l) p(i) + \underbrace{\frac{\sum_{ij \in E} 1[p(i) \neq p(j)] c_E(ij)}{\sum_{ij \in E} 1[p(i) \neq p(j)]}}_{\text{Inter-cluster mean similarity}} - \underbrace{\frac{\sum_{ij \in E} 1[p(i) = p(j)] c_E(ij)}{\sum_{ij \in E} 1[p(i) = p(j)]}}_{\text{Intra-cluster mean similarity}} \quad (12)$$

### A.6.2 Comparison w.r.t boundary-based quality metrics

We additionally evaluate the performance of our model using the metrics proposed in [17] which focuses more on the quality of detected boundaries. The results are given in Table 7 which shows the despite downsampling our fully trained model can still outperform methods such as Panoptic-

Table 6: Instance and semantic segmentation performance (AP, mIoU resp.) on Cityscapes validation set. †: Mask selection (e.g. by Mask-RCNN), \*: Uses test-time augmentation. (-) Marks the results which are not reported for that setting.

Method	Backbone	AP(%)	mIoU(%)
EfficientPS [52]†	Custom	38.3	79.3
Panoptic-FPN [36]†	ResNet-101	33	75.7
UPNet [73]†	ResNet-50	33.3	75.2
Unify. PS [46]†	ResNet-50	33.7	79.5
Panoptic-DL [16]	Xception-71	35.3	80.5
Axial-DL [66]	Axial-L	35.8	81.0
Panoptic-DL [16]	ResNet-50	33.1	78.1
SSAP [27]*	ResNet-101	37.3	-
SSAP [27]	ResNet-50	31.5	-
COPS baseline	ResNet-50	32.7	78.5
COPS fully differentiable	ResNet-50	34.1	79.3

DeepLab [16] in terms of boundary quality. We can also see that most of the performance gain of full training over baseline actually comes from increased recognition quality (RQ).

Table 7: Evaluation w.r.t boundary based panoptic quality metrics [17] denoted by subscript ‘b’ computed on Cityscapes validation set

Method	PQ <sub>b</sub>	SQ <sub>b</sub>	RQ <sub>b</sub>	PQ	SQ	RQ
Panoptic-DL [16]	36.3	<b>64.3</b>	55.6	60.3	81.5	72.9
COPS baseline	35.2	62.3	55.9	58.5	80.3	71.8
COPS full	<b>38.9</b>	<b>64.3</b>	<b>59.7</b>	62.1	81.5	75.2

### A.7 AMWC without downsampling

Due to runtime issues associated with AMWC solver our results are computed at 1/4-th of the input resolution. To quantify the potential gains in quality we report results computed without this downsampling. Results are given in Table 8 where we see improvement in all metrics although with a significant slow down due to sequential nature of AMWC solver. Nonetheless, this shows that our results can be further improved if faster algorithms for solving AMWC are developed.

Table 8: Effects of downsampling in COPS evaluation performance computed on Cityscapes validation set. The runtime is computed for batch-size of 1.

Downsampling factor	PQ	SQ	RQ	AP	Runtime(sec.)
1/4	62.1	81.5	75.2	34.1	2
1	63.1	82.9	75.4	38.2	15

### A.8 Oracle study

We perform an oracle study where the segmentation costs  $c_V$  sent as input to AMWC are replaced by ground-truth. This helps in establishing an upper bound on performance assuming that the semantic segmentation branch is performing perfectly. The affinity costs  $c_E$  are still computed through the network. Results are given in Table 9.

We see a substantial increase in PQ scores for COCO dataset showing that panoptic segmentation performance on COCO dataset is heavily influenced by semantic segmentation as it contains a large number of classes (133). Since the affinity costs can only make cut/merge decisions for a pair

of pixels, it cannot be a major source of improvement in semantic performance (except in edge localization).

Lastly, we do not see 100% score in  $PQ_{st}^0$  because our results are downsampled by a factor of 1/4 w.r.t. the ground-truth.

Table 9: Oracle study: Evaluation on subset of validation split of COCO and Cityscapes.

Dataset	Actual results			Semantic Oracle		
	PQ	$PQ_{th}$	$PQ_{st}$	$PQ^0$	$PQ_{th}^0$	$PQ_{st}^0$
Cityscapes	62.1	55.1	67.2	81.1	67	91.4
COCO	38.4	40.5	35.2	70.9	57.2	91.2

### A.9 Design choices for panoptic segmentation

We argue that approaches should be compared not only in terms of their performance on benchmarks but also w.r.t. other factors such as network complexity, number of hyperparameters etc., which also matters in production. In table 10 we compare different panoptic segmentation approaches in terms of these properties. Moreover, we also mention whether these approaches can be trained end-to-end (which reduces the number of hyperparameters during training) and whether they optimize the metric-of-interest (i.e., panoptic quality). Even though for a real-world application one might not want to optimize panoptic quality directly, it can serve as a starting point for devising a metric one cares about in production.

Table 10: Qualitative comparison of different approaches of panoptic segmentation in terms of neural network (NN) complexity, number of hyperparameters, end-to-end differentiability and whether they optimize panoptic quality at training time. Last column indicates performance on validation sets of corresponding datasets.

Methods	Complexity	# of Hyperparams.		E-to-E	Opt. PQ	PQ	
		Train	Eval			Citysc.	COCO
Max-DL [65]	High	Less	Less	✓	Partially	-	49.3
Eff. PS [52]	High	Many	Many	✗	✗	63.9	-
UPSNet [73]	High	Many	Less	✗	✗	59.3	42.5
Unify. PS [46]	High	Less	Less	✓	Partially	61.4	43.4
Axial-DL [66]	Medium	Less	Less	✗	✗	63.9	41.8
SSAP [27]	Medium	Less	Less	✗	✗	61.1	36.5
SMW [69]	Medium	Many	Less	✗	✗	59.3	-
Panoptic-DL [16]	Low	Low	Less	✗	✗	60.2	35.1
COPS baseline	Low	Low	None	✗	✗	58.5	34.3
COPS full	Low	Low	None	✓	✓	62.1	38.4

### A.10 Example results



(a)



(b)

Figure 9: Example results on Cityscapes test set