

# Self-Supervision is All You Need for Solving Rubik's Cube

Kyo Takano<sup>1</sup>

## Abstract

While combinatorial problems are of great academic and practical importance, previous approaches like explicit search and reinforcement learning have been complex and costly. We therefore propose a simple and robust method to solve combinatorial problems whose goals are predefined. Assuming that more optimal moves occur more frequently as a path of random moves connecting two combinatorial states, we show that a Deep Neural Network can generate near-optimal solutions merely by training it to predict the last move of a random scramble based on the problem state. When solving 1,000 test cases of Rubik's Cube, our method outperformed DeepCubeA with a mean solution length of 21.27 moves, also achieving over 10 times higher efficiency for training and 2.0 times for inference. The proposed method may apply to other goal-predefined combinatorial problems, though it has a few constraints.

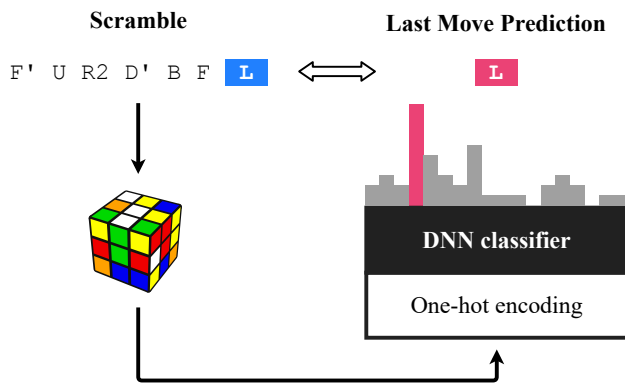


Figure 1. All you need for training a DNN to solve Rubik's Cube. Receiving the one-hot representation of a scrambled Rubik's Cube, the DNN predicts the last move in the scramble sequence.

<sup>1</sup>Tokyo, Japan. Correspondence to: <kyo.psych@gmail.com>.

## 1 Introduction

Combinatorial search is challenging in both theory and practice. Representative problems include *Traveling Salesman Problem*, in which a salesman tries to travel through multiple cities in the shortest path possible. Despite how easy it sounds, due to its combinatorial complexity, the problem is labeled *NP-hard* (Papadimitriou & Steiglitz, 1998); as the number of cities increases, the number of possible combinations skyrockets. In the real world, algorithms for such problems are applied in various ways to optimize logistics, supply chain, resource planning, and so on.

In the past, researchers have proposed several shortcut algorithms to tackle the complexity of such problems. Recently, in particular, reinforcement learning (RL) has enabled automatic search of algorithms to solve combinatorial problems near-optimally (Mazyavkina et al., 2021); by rewarding efficient moves, Deep Neural Networks (DNNs) can learn to find more optimal solutions. *Rubik's Cube* is also one such problem (Demaine et al., 2018), and there have been not only logical search methods (Korf, 1997; Rokicki et al., 2014) but also heuristic (Korf, 1982; El-Sourani et al., 2010; Arfaee et al., 2011) and RL approaches (McAleer et al., 2018; Agostinelli et al., 2019; Corli et al., 2021) that can solve any state of the puzzle. Nevertheless, combinatorial search is still no easy task; you need detailed knowledge of a target problem, coding explicit logic, or training an RL agent. Especially, RL involves non-differentiable operations and thus training instabilities, requiring repetitive tunings of architecture, loss function, hyperparameters, etc.

To address this, we developed a novel method to train DNNs through simple self-supervised learning, especially for solving goal-predefined combinatorial problems. The method teaches a DNN probability distributions of optimal moves associated with problem states, with an *assumption* that, for a goal-predefined problem, random moves stemming from the goal state are probabilistically biased towards optimality. In our experiment, by training a DNN to solve Rubik's Cube, we evaluate our method against an optimal solver and DeepCubeA (Agostinelli et al., 2019).

**Contribution.** We show that simple self-supervision can suffice to solve a combinatorial problem near-optimally, without expert knowledge or reinforcement learning.

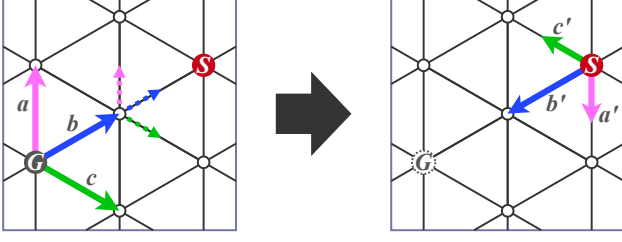


Figure 2. A simplified goal-predefined combinatorial problem in training and inference. When random moves are probabilistically biased towards optimal moves, a model learns this distribution and uses it for inference. *Left*: During training, random moves  $\{a, b, c\}$  can occur at every node by the equal probability of  $1/3$ . If an unknown path consisting of these duplicable moves connects nodes  $G$  (goal) and  $S$  (scramble), the optimal (shortest) path  $(b, b)$  is most likely of all the paths possible, followed by the second optimal three-move paths and then four-move ones. At all nodes, adding up the probabilities of all the possible paths, a move in more optimal paths turns out to have a higher probability of being in the unknown path. Thus, the model can learn the probability distributions merely by observing a sufficient number of random moves derived from  $G$ . *Right*: Using the learned probability distributions, the model can infer reverse paths from node  $S$  to the unobserved goal  $G$  consisting of the inverse moves  $\{a', b', c'\}$ . Since the moves in the shortest path are learned most frequent of all paths, in this instance, the move  $b'$  is predicted to be more optimal than  $a'$  and  $c'$  at node  $S$  and its subsequent node.

## 2 Proposed Method

We first provide an overview of the proposed method and then discuss its constraints. Hereafter, we consider a combinatorial problem as a pathfinding task on an *implicit* graph. Each node in the graph represents a unique state and has edges as moves to its adjacent nodes with an equal probability. Although the proposed method is simple and intuitive, it is theoretically not as straightforward since we cannot get a complete proof for implicit graphs.

### 2.1 Overview

The proposed method trains a DNN as follows: 1) apply a sequence of random moves to the target problem, and 2) train a DNN to predict the last move based on the problem state. By learning associations between problem states and probability distributions of the last moves, the DNN can infer step-by-step moves as a reverse path to the initial goal state. After training, the multinomial probability distribution of moves at inference step  $i$  should approximate

$$P(X_i = j) = \sum_{k \in \mathbb{M}} P(X_{i+1} = k) \cdot P(X_i = j \mid X_{i+1} = k)$$

where  $X_i$  is the choice of move at step  $i$ , and  $j$  and  $k$  belong

to the set of all available moves  $\mathbb{M}$  at steps  $i$  and  $i + 1$ . Here, the choice  $X_i$  does not *actually* depend on the future step  $i + 1$ ; rather, it should *approximate* how similar states depended on past steps during training, which in turn can be viewed as future steps at inference time. In this sense, the probability distribution  $P(X_i)$  *implicitly* depends on paths to the current state or similar that appeared during training. Figure 2 shows a miniature application of the proposed method in training and inference.

### 2.2 Condition and Assumptions

There is one necessary condition for the proposed method to work, one assumption for a DNN to approximate towards an optimal solver, and another assumption for effective training and inference. First, to be solved with the proposed method, a problem *must* meet the following condition.

**Condition 1.** The problem has a predefined goal state.

For a DNN to learn probability distributions of moves that connects to the goal state, any path consisting of random moves must be derived from the goal state. Therefore, [Condition 1](#) is necessary for the proposed method.

Subsequently, the following two assumptions are *desirable* for a self-supervised DNN to approximate an optimal solver.

**Assumption 1.** The more optimal a move is, the more frequently it occurs.

Although [Assumption 1](#) is not strictly necessary for applying the proposed method, the more true [Assumption 1](#) is for the problem, the more optimal the DNN will be. Here, we formulate the statistical condition for [Assumption 1](#) to be true on a problem when all moves at every node have an equal probability. Let  $p_{n,a}$  be the probability of taking a particular move  $a$  as the first step to a specific target node in a path of  $n$  moves or more,

$$p_{n,a} = \sum_{k=n}^{k_{max}} \frac{C_{k|n}}{A^k}$$

where  $k$  is the move count to the target state,  $k_{max}$  is the maximum number of  $k$ ,  $A$  is the total number of possible moves at all nodes, and  $C_{k|n}$  is the number of  $k$ -move paths ( $k \geq n$ ). Likewise, let  $b$  be an alternative to  $a$  that requires  $n + 1$  moves or more, [Assumption 1](#) is true if and only if  $p_{n,a} \geq p_{n+1,b}$ . Thus, provided  $p_{n,a} = C_{n|n}/A^n + \sum_{n+1}^{k_{max}} (C_{k|n}/A^k)$ , the following must be satisfied for any  $n$  for [Assumption 1](#) to be true:

$$\frac{C_{n|n}}{A^n} + \sum_{k=n+1}^{k_{max}} \frac{C_{k|n}}{A^k} \geq \sum_{k=n+1}^{k_{max}} \frac{C_{k|n+1}}{A^k}$$

At this point, both  $C_{k|n}$  and  $C_{k|n+1}$  are unknown on an implicit graph, and the  $\sum$  terms do not necessarily equal when the paths start with different moves. However, the only potential difference is the first move in two paths of different optimalities, and just taking a sub-optimal move  $b$  should not largely increase the total number of same-distance paths, albeit without a proof. Therefore, we assume that this holds true to varying degrees depending on the problem being addressed.

**Assumption 2.** The maximum number of moves required to solve any state—*God’s Number*—or at least its upper bound is known for a target problem.

In the proposed method, let  $N_G$  be God’s Number of a given problem, the DNN receives problem states scrambled for  $1 \sim N_G$  moves. If you estimate the number smaller than it actually is, then the DNN would not well adapt to problem states of higher complexities during inference. On the contrary, if you overestimate  $N_G$ , you may unnecessarily apply additional moves to states of the highest complexity, resulting in more non-optimal moves in training scrambles. One way to address this limitation would be to keep increasing the maximum number of scrambles, as long as the DNN can make predictions beyond chance for the maximum complexity.

If Condition 1 and Assumption 1 are met, random moves should have expected probability distributions peaking around optimal moves. It is also notable that the degree to which a problem satisfies Assumption 1 affects the optimality of the trained DNN: the more possible paths violating Assumption 1, the less optimal the DNN will be. Although the example in Figure 2 has a very restricted setting for explanatory simplicity, its observation could apply to similar problems of higher dimensions and complexities under these constraints. Accordingly, we hypothesize DNNs to learn to solve goal-predefined combinatorial problems near-optimally.

## 3 Experiment

### 3.1 Rubik’s Cube

Rubik’s Cube is a cubic puzzle with 6 faces each having 9 color stickers. The goal of the puzzle is to move the stickers by rotating pieces on 6 faces so that each face has stickers of only one color. Including the goal state, the puzzle can have approximately  $4.3 \times 10^{19}$  different states.

As in DeepCubeA (Agostinelli et al., 2019), by assigning indices to all sticker locations and colors, we represented Rubik’s Cube with a one-hot encoding of 324 dimensions (54 sticker locations  $\times$  6 colors). For rotating Rubik’s Cube, we used the quarter-turn metric (a  $90^\circ$  turn of a face counts as one move, whereas a  $180^\circ$  turn counts as two), meaning

12 possible moves for every given state. In this configuration, solving Rubik’s Cube can be described as an implicit graph search problem in the 12- $D$  action space.

### 3.2 Model

For a fair comparison, we employed the same DNN architecture as DeepCube and DeepCubeA (McAleer et al., 2018; Agostinelli et al., 2019). The DNN model first has two fully-connected (FC) layers, followed by four residual blocks (He et al., 2016) each containing two FC layers. Finally, the model has a 12- $D$  FC layer for prediction output.

### 3.3 Training

Given the state of Rubik’s Cube scrambled for random  $1 \sim 26$  moves<sup>1</sup>, the DNN predicts the last move of the scramble (see Figure 1). In our experiment, we set the maximum scramble length to 26 because the number is known as sufficient for optimally solving any state of Rubik’s Cube (Kunkle & Cooperman, 2007).

The model was trained for 1,000,000 steps with a fixed batch size of 26,000 (1,000 states per scramble length  $\times$  26 scramble moves). Converting output logits to probability with softmax, we compute categorical cross-entropy loss and update model parameters with Adam optimizer (Kingma & Ba, 2014) with the initial learning rate of  $10^{-3}$ .

### 3.4 Inference

We adopted a simple beam search for solving Rubik’s Cube with the trained model. Starting from depth 1 with a scrambled state, at every depth  $i$ , the DNN predicts the next moves for every candidate state. Let  $k$  be the beam width, we pass at most  $k$  candidate paths and corresponding states to the next depth  $i + 1$ , sorted by their logits. In the experiment, we kept output logits of all candidate moves when sorting, *without* computing sample-wise softmax. By doing so, we prioritize high-entropy predictions that are plausibly more confident than low-entropy ones. The search continues until any of the candidate states is solved, at which point the search depth matches the solution length.

### 3.5 Dataset

To test our method on Rubik’s Cube, we used the same dataset as DeepCubeA (Agostinelli et al., 2019), which contains 1,000 Rubik’s Cubes randomly scrambled for  $1,000 \sim 10,000$  moves<sup>2</sup>. We evaluated our model by solving the test cases with beam widths scaling in power of 2 from  $2^0$  to  $2^{18}$ , and compared the results to those of DeepCubeA and an optimal solver (Agostinelli et al., 2019).

<sup>1</sup> We excluded obviously redundant moves such as R ( $90^\circ$  clockwise turn on the right face) following R’ (counterclockwise).

<sup>2</sup> Code Ocean: [doi.org/10.24433/CO.4958495.v1](https://doi.org/10.24433/CO.4958495.v1)

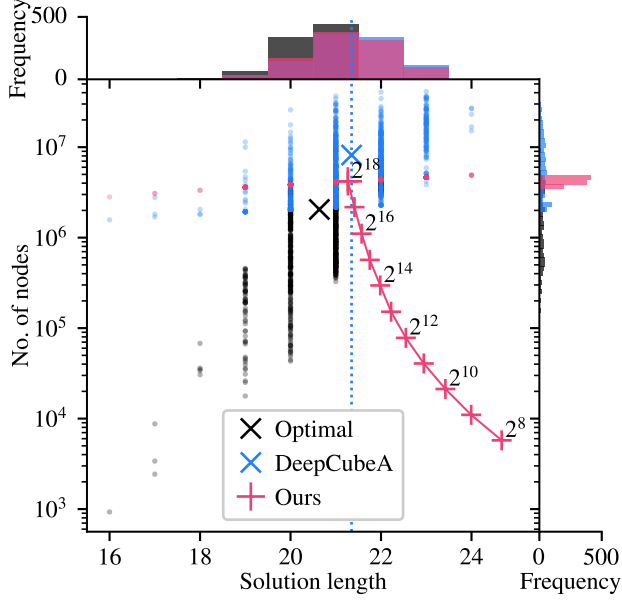


Figure 3. Solution length versus number of nodes by three methods: Optimal solver, DeepCubeA, and ours. Each dot represents the number of moves in a solution and the number of nodes expanded during a search, and we plot cross markers at their mean coordinates. Frequency plots are separately shown for both axes. The pink line shows the trajectory of our results scaling up along the beam widths.

## 4 Results

With the beam width of  $2^8$  and above, our model successfully solved all the test cases. Figure 3 shows how our result compares to those of DeepCubeA and the optimal solver<sup>3</sup> in terms of solution length and number of nodes expanded during solution search. Below, we report for solutions obtained with the beam width of  $2^{18}$ .

In Figure 4, we have also plotted inference time and solution length for all test cases. Because the calculation time strongly depends on environmental configurations (e.g., number and capacity of GPUs, distributed processing, etc.), we normalized our results so that the average per-node computation time matches that of DeepCubeA. By doing so, we virtually simulate the temporal performance of our model in a DeepCubeA-equivalent environment. As Figure 5 shows, there are strong correlations between number of nodes and calculation time.

Table 1 summarizes the statistics of different methods, including the paper result of DeepCubeA (Agostinelli et al., 2019). The results indicate the overall advantage of our method over DeepCubeA.

<sup>3</sup> Solutions are provided on GitHub repository: [github.com/forestagostinelli/DeepCubeA/](https://github.com/forestagostinelli/DeepCubeA/)

## 5 Discussion

We proposed a simple and intuitive method to solve goal-predefined combinatorial problems, demonstrating it on Rubik’s Cube. Self-supervised on random moves and corresponding problem states, our DNN successfully learned to solve the puzzle with a beam search.

Not only did our method outperform DeepCubeA in terms of solution optimality, but it also appeared more efficient for both training and inference. As Table 1 shows, when optimal solutions are 20.64 moves long on average, our model generated solutions with an average length of 21.27, whereas DeepCubeA solutions are 21.35 moves long on average. Also, while DeepCubeA generated 650 optimal solutions for 1,000 test cases, our model did so for 696 cases in the experiment. In regards to training efficiency, whereas DeepCubeA was trained on 10 billion examples (Agostinelli et al., 2019), our model was trained only on the equivalent of 1 billion examples (1 million steps  $\times$  1,000 per scramble length). Furthermore, while searching for solutions during inference, DeepCubeA expanded an average of  $8.19 \times 10^6$  nodes, while ours did only  $4.19 \times 10^6$  nodes per case. In Figure 4, we compared the neural methods by controlling for per-node time taken and showed the temporal efficiency of our method. However, the fact that DeepCubeA performs inference with two DNNs (cost-to-go estimation and optimal move prediction) (Agostinelli et al., 2019) highlights the even higher efficiency of our method, which only requires one prediction of optimal move per node.

In the specific domain of Rubik’s Cube, it may well adapt to any algorithmic demands and environmental constraints. For example, if you want to develop a robotic solver with only five motors, you would only need to train/finetune a model without rotating one specific face in training scrambles. Similarly, you may control the probability distribution of random scramble moves to obtain easy-to-execute solutions at inference time. For another, if deployed as a time-sensitive application, setting a proper beam width would lead to adequate solutions generated in a reasonable amount of time. As Figure 4 shows, the proposed method has a smooth trade-off between calculation time and solution optimality.

As the most important limitation, when applying the proposed method, the target problem must have a predefined goal (Condition 1). Therefore, our method cannot apply to multiplayer games like chess, in which no goal state is available in advance, whereas RL is an appropriate and effective approach (Silver et al., 2018). Likewise, problems like Traveling Salesman Problem, whose objective is to find the goal combinatorial state itself, will not be best solved by our method. Also, success with this method does not indicate the degree to which a problem satisfies Assumption 1 as an implicit graph search problem.

Table 1. Performances of different methods on solving Rubik’s Cube. Mean values are reported for solution length, number of nodes, and time taken to solve per test scramble. Optimal (%) indicates the percentage of optimal solutions. For our and DeepCubeA (Paper) result, we report the calculation time normalized by number of nodes in comparison to DeepCubeA (GitHub) above actual time cost in parentheses.

Method	Solution length	No. of nodes	Time taken (s)	Optimal (%)
Optimal solver	20.64	$2.05 \times 10^6$	2.20	100.0
<b>Ours</b>	<b>21.27</b>	<b><math>4.19 \times 10^6</math></b>	<b>38.73</b> (369.40)	<b>69.6</b>
DeepCubeA (GitHub)	21.35	$8.19 \times 10^6$	75.61	65.0
DeepCubeA (Paper)	21.50	$6.62 \times 10^6$	<u>61.14</u> (24.22)	60.3

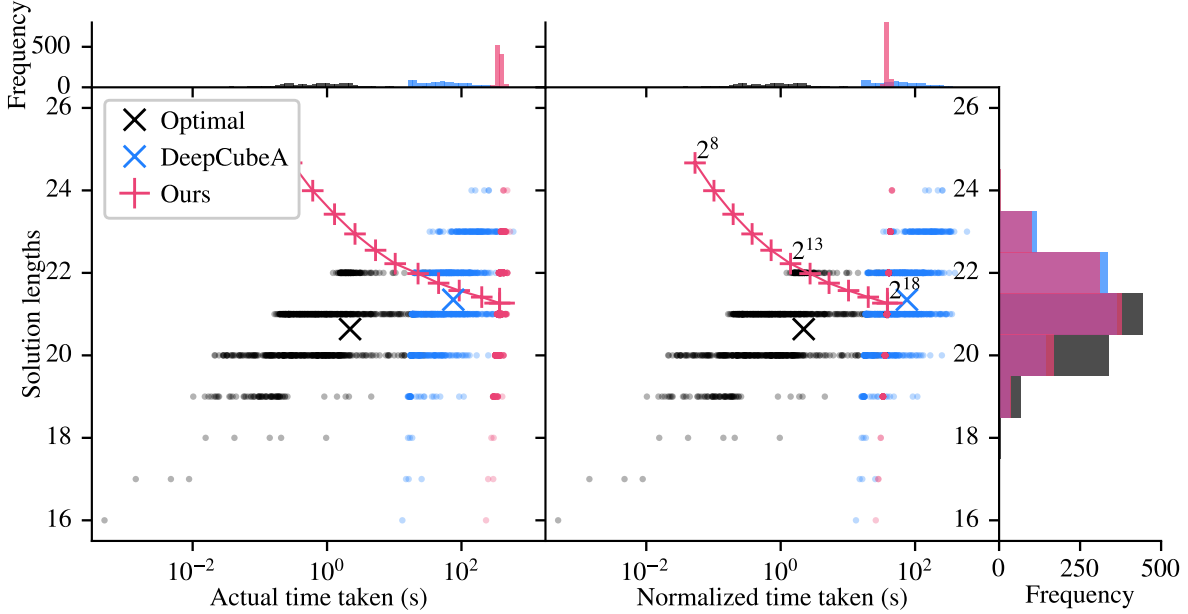


Figure 4. Calculation time versus solution length by three methods. The left scatterplot shows the actual time taken, and the right one shows the time normalized by per-node computation time. Similar to Figure 3, the mean coordinates are marked by a cross for all results.

Nonetheless, the proposed method has potential applications to other problems. Our method would also be suitable for other goal-predefined puzzles such as 15 puzzle, Light Out, Sokoban, etc., which are also solved by DeepCubeA (Agostinelli et al., 2019). We show an application of our method on 15 puzzle in Appendix A. If Assumption 1 is met, applications might extend to real-world problems like route planning with variable-distance moves, for example, by weighting probability distributions of random training moves inversely by move distances. Another potential application, which we did not examine in this work, is to problems with continuous action spaces. For instance, if a robot has a motion planning task of pressing a button with its finger, starting with the finger touching the button (goal state), we could apply the inverse of a random move based

on continuous probability distributions of motors for training. To the best of our knowledge, such a training method has not been reported.

Alternatively, it may also be possible to use our method as a pre-training for further optimization with RL. The *policy* a DNN learns in the proposed method is *blurred* due to noisy training labels and potential paths violating Assumption 1 (i.e., sub-optimal paths more frequent than optimal ones). However, RL could potentially rectify this with an explicit objective to optimality. This pre-training would provide an agent with stable guidance to the optimal policy.



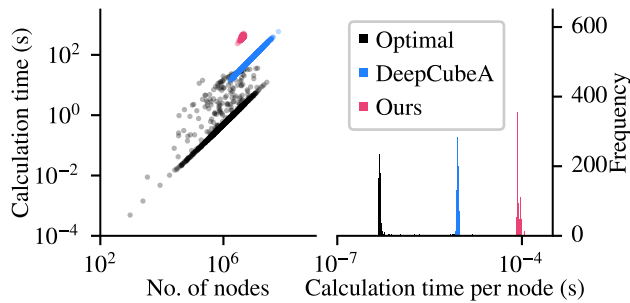


Figure 5. Associations between the number of nodes and calculation time for three different methods. *Left*: Strong correlations between the two metrics in log scales. *Right*: Distributions of computation time per node for the optimal solver, DeepCubeA, and ours.

## 6 Conclusion

In this work, we introduced a simple and robust method to solve goal-predefined combinatorial problems through self-supervision. Our method trains a DNN to predict the last move of a random scramble given a problem state, with an assumption that mere random moves can form probability distributions biased towards optimalities associated with problem states. Tested on Rubik's Cube, the trained DNN successfully solved all the 1,000 test cases near-optimally, exceeding the DeepCubeA baseline with much less training and inference computation. The proposed method is potentially applicable to similar combinatorial problems as well, possibly with fewer constraints. It may also provide new ideas for self-supervised learning and reinforcement learning.

## Reproducibility

We provide a Jupyter Notebook for demonstration and reproduction purposes: [colab.research.google.com/drive/111z853M3IuYpSg\\_TQ9m5\\_osC6iqgLUIo](https://colab.research.google.com/drive/111z853M3IuYpSg_TQ9m5_osC6iqgLUIo)

## References

- Agostinelli, F., McAleer, S., Shmakov, A., and Baldi, P. Solving the Rubik's Cube with deep reinforcement learning and search. *Nature Machine Intelligence*, 1(8):356–363, 2019.
- Arfaee, S. J., Zilles, S., and Holte, R. C. Learning heuristic functions for large state spaces. *Artificial Intelligence*, 175(16-17):2075–2098, 2011.
- Brünger, A., Marzetta, A., Fukuda, K., and Nievergelt, J. The parallel search bench ZRAM and its applications. *Annals of Operations Research*, 90:45–63, 1999.
- Corli, S., Moro, L., Galli, D., and Prati, E. Solving Rubik's Cube via quantum mechanics and deep reinforcement learning. *Journal of Physics A: Mathematical and Theoretical*, 2021.
- Demaine, E. D., Eisenstat, S., and Rudoy, M. Solving the Rubik's Cube optimally is np-complete. *arXiv:1706.06708v2*, 2018.
- El-Sourani, N., Hauke, S., and Borschbach, M. An evolutionary approach for solving the Rubik's Cube incorporating exact methods. *European Conference on the Applications of Evolutionary Computation*, pp. 80–89, 2010.
- He, K., Zhang, X., Ren, S., and Sun, J. Deep residual learning for image recognition. *Proceedings of the IEEE Conference on Computer Vision and Pattern Recognition*, 2016.
- Kingma, D. P. and Ba, J. Adam: A method for stochastic optimization. *arXiv:1412.6980*, 2014.
- Korf, R. E. A program that learns to solve Rubik's Cube. *AAAI*, pp. 164–167, 1982.
- Korf, R. E. Finding optimal solutions to Rubik's Cube using pattern databases. *AAAI/IAAI*, pp. 700–705, 1997.
- Korf, R. E. Linear-time disk-based implicit graph search. *Journal of the ACM (JACM)*, 55(6):1–40, 2008.
- Kunkle, D. and Cooperman, G. Twenty-six moves suffice for Rubik's Cube. In *Proceedings of the 2007 International Symposium on Symbolic and Algebraic Computation*, pp. 235–242, 2007.
- Mazyavkina, N., Sviridov, S., Ivanov, S., and Burnaev, E. Reinforcement learning for combinatorial optimization: A survey. *Computers & Operations Research*, 2021.
- McAleer, S., Agostinelli, F., Shmakov, A., and Baldi, P. Solving the Rubik's Cube with approximate policy iteration. *International Conference on Learning Representations*, 2018.
- Papadimitriou, C. H. and Steiglitz, K. *Combinatorial Optimization: Algorithms and Complexity*. Courier Corporation, 1998.
- Rokicki, T., Kociemba, H., Davidson, M., and Dethridge, J. The diameter of the Rubik's Cube group is twenty. *SIAM Review*, 56(4):645–670, 2014.
- Silver, D., Hubert, T., Schrittwieser, J., Antonoglou, I., Lai, M., Guez, A., Lanctot, M., Sifre, L., Kumaran, D., Graepel, T., et al. A general reinforcement learning algorithm that masters chess, shogi, and go through self-play. *Science*, 362(6419):1140–1144, 2018.

## A 15 Puzzle

We present one application of the proposed method other than Rubik’s Cube: *15 puzzle*. 15 puzzle is a sliding puzzle consisting of 15 numbered tiles and 1 empty slot on a 4×4 board. The goal is to align the tiles in order of their numbers, by repeatedly swapping the empty slot with neighboring tiles. Including the goal, the puzzle can take approximately  $1.0 \times 10^{13}$  states, and it is known to be solved in 80 moves or fewer (Brünger et al., 1999; Korf, 2008).

As we did for Rubik’s Cube, we trained a single model on 8,000,000 samples (100,000 steps  $\times$  10 samples per scramble length) and tested on the same DeepCubeA dataset (Agostinelli et al., 2019) containing 500 test cases of this puzzle. However, unlike Rubik’s Cube, we sorted candidate moves by *probabilities* of moves, by applying softmax function to logits. Figure 6 shows the trade-off between solution length and number of nodes, and Table 2 summarizes the comparison of different models.

Using the beam search, the trained model successfully solved all the cases with beam widths of  $2^0 \sim 2^{18}$ . However, even though solutions are more optimal with increasing beam widths on average, our method did not always produce optimal solutions like DeepCubeA did, even with more nodes expanded during the search.

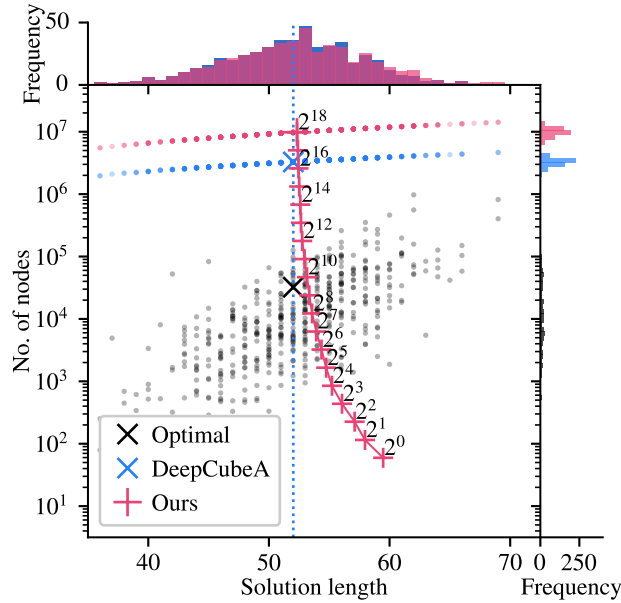


Figure 6. Solution length versus number of nodes generated during solution search.

Table 2. Performances of different methods on solving 15 puzzle. Mean values are reported for solution length, number of nodes, and time taken to solve per test scramble. Optimal (%) indicates the percentage of optimal solutions.

Method	Solution length	No. of nodes	Time taken (s)	Optimal (%)
Optimal solver	52.02	$3.22 \times 10^4$	0.0019	100.0
<b>Ours</b>	52.33	$9.81 \times 10^6$	<u>26.42</u> (626.13)	84.8
DeepCubeA (GitHub)	<b>52.02</b>	<b><math>3.28 \times 10^6</math></b>	<b>8.82</b>	<b>100.0</b>
DeepCubeA (Paper)	52.03	$3.85 \times 10^6$	<u>10.37</u> (10.28)	99.4