

Attend and Select: A Segment Attention based Selection Mechanism for Microblog Hashtag Generation

Qianren Mao¹, Xi Li¹, Hao Peng¹, Bang Liu², Shu Guo³, Jianxin Li¹, Lihong Wang³, Philip S. Yu⁴

¹Beihang University

²University of Montreal

³CNCERT

⁴University of Illinois at Chicago

maoqr, lixi, penghao, lijx@act.buaa.edu.cn, liubang@iro.umontreal.ca
guoshu@cert, wlh@isc.org.cn, psyu@cs.uic.edu

Abstract

Automatic microblog hashtag generation can help us better and faster understand or process the critical content of microblog posts. Conventional sequence-to-sequence generation methods can produce phrase-level hashtags and have achieved remarkable performance on this task. However, they are incapable of filtering out secondary information and not good at capturing the discontinuous semantics among crucial tokens. A hashtag is formed by tokens or phrases that may originate from various fragmentary segments of the original text. In this work, we propose an end-to-end Transformer-based generation model which consists of three phases: encoding, segments-selection, and decoding. The model transforms discontinuous semantic segments from the source text into a sequence of hashtags. Specifically, we introduce a novel Segments Selection Mechanism (SSM) for Transformer to obtain segmental representations tailored to phrase-level hashtag generation. Besides, we introduce two large-scale hashtag generation datasets, which are newly collected from Chinese Weibo and English Twitter. Extensive evaluations on the two datasets reveal our approach’s superiority with significant improvements to extraction and generation baselines. The code and datasets are available at <https://github.com/OpenSUM/HashtagGen>.

1 Introduction

Microblog has become one of the most popular media with hundreds of millions of user-generated posts for users to present, spread, and obtain information. However, low-quality, irregular hashtags affect the social platform’s acquisition and management of information. Besides, lots of cases in the massive microblogs lack user-provided hashtags. For example, less than 15% tweets contain at least one hashtag (Wang et al., 2011; Wang et al., 2019b). There is an increasing demand for managing these large-scale microblog contents, and topic hashtagging is an effective means of information retrieval and content management. Existing hashtag systems mainly rely on manual editing and have many problems. Firstly, human annotation is time-consuming and costly. Secondly, artificial construction may produce intentionally misleading tags or is inconsistent with the semantics that the post’s text conveys.

Hashtag generation aims to summarize the main ideas of a microblog post and annotate the post with short and informal topical tags. Most previous works focus on keyphrases or keywords extraction methods (Godin et al., 2013; Gong et al., 2015; Zhang et al., 2016; Zhang et al., 2018) and hashtags classification methods (Weston et al., 2014; Gong and Zhang, 2016; Huang et al., 2016; Zhang et al., 2017) from the given tag-catalogs. However, extraction-based approaches fail to generate keyphrases that do not appear in the source document. These keyphrases are frequently produced by human annotators, as two cases being shown in Figure 1. It is also difficult for keyword extraction methods to compose readable phrase-level hashtags. Keyword extraction methods may lose semantic coherence if there exists a slightly different sequential order for keywords appearing in the posts. Hashtag classification methods (Gong et al., 2015; Huang et al., 2016; Zhang et al., 2017) can not produce a hashtag that is not in the candidate catalogs list. In reality, a vast variety of hashtags can be created daily, making it impossible to be covered by a fixed candidate list.

The prior research from another kind employs sequence-to-sequence generation for phrase generation (Meng et al., 2017; Ye and Wang, 2018; Chen et al., 2018; Chen et al., 2019). It is worth mentioning

Case A, a Twitter post with its hashtags : Maharashtra also contributes to almost 40% of total deaths due to coronavirus, with Mumbai contributing the most in Maharashtra. 78,761 cases in 24 hours, a new global record. #Coronavirus in India.

Case B, a Twitter post with its hashtags :

The 5G race is on, but are carriers up to the challenge? This new advancements will bring a wealth of new opportunities along with their own security challenges. #5G Bring New Value #innovation

Figure 1: Illustration of two Twitter posts with their hashtags. Keywords or keyphrases (in bold blue) are distributed in several segments. The segment is highlighted with dash line, and the segment’s length is fixed to be 5-tokens in the two cases.

that the latest works (Zhang et al., 2018; Wang et al., 2019b; Wang et al., 2019a) have obtained state-of-the-art performance of existing small microblog hashtag generation datasets. Such methods suffer from long-term semantic disappearance existed in a recurrent neural network. Hence, they are incapable of capturing the discontinuous semantics among crucial tokens, and they are also not good at distilling critical information. It can be observed from Figure 1 that the segment is fixed to be 5 tokens in these two cases, and critical tokens from different segments are usually discontinuous. Specifically,

- Different keywords arranged in a hashtag may originate from various segments¹. Those segments highlighted in the dash line can reflect the primary semantics of their hashtags.
- There usually exist discontinuous semantic dependencies among these crucial phrases. For example, in Case B, the ‘*This new advancements*’ refers to ‘5G’.

To solve the issues mentioned above, we propose an end-to-end generative method Segments Selection based deep Transformer (SEGTRM) to select a sequential tokens in a fixed length (segment), and then to use these segmental tokens for generation. In particular, we introduce a novel segment attention based selection mechanism (SSM) to attend and select key contextual content. We prepend an [S] token in the front of the text and use it to obtain global textual representations. We insert multiple [SEG] tokens for a sequential text to split the text into different segments with a fixed length and use these [SEG] tokens to obtain local segmental representations. SSM is first calculated by a similarity score between the global textual representations of [S] and multiple local segmental representations of [SEP]. Then, the top k sorted segmental representations are selected as inputs to the decoder.

We propose two kinds of selection mechanisms (i.e., soft-based and hard-based) to select dominant textual representations for further feeding into the decoder. The selected targets are multiple segmental tokens of [SEG] and their collateral textual tokens in the **soft-based SSM**. However, the selected targets will be multiple segmental [SEG] themselves in the **hard-based SSM**. Hard-based SSM is ultimately a hierarchical way (more hierarchical than soft-based SSM) to model the compositionality of segmental representations. Both mechanisms are used for solving the problem of discontinuous semantic dependencies of dominant information. To summarize, our main contributions include:

- We propose a segments-selection mechanism based on Transformer generation architecture. The method benefits from contextual segment modeling for the selection of crucial semantic segments.
- We propose a soft-based and a hard-based selection mechanism modeling different textual granularity to attend and select crucial tokens. The method is aware of filtering out secondary information under different granularity interactions among tokens, segments, and text.
- Our proposed model has achieved superior performance to the strong baselines on two newly constructed large-scale datasets. Notably, we obtain **absolute improvements** for Chinese Weibo and English Twitter hashtag generation.

2 Related Works for Automatic Hashtag Generation

2.1 Hashtag Extraction and Classification

Hashtag generation task is a branch of keyphrase extraction task (Meng et al., 2017; Çano and Bojar, 2019; Chen et al., 2019; Swaminathan et al., 2020; Chen et al., 2020). There are also differences between

¹See the statistical analysis in Appendix A. More than 61.63% of the words (excluding stop words) of hashtags appear in three and more different Chinese Weibo segments.

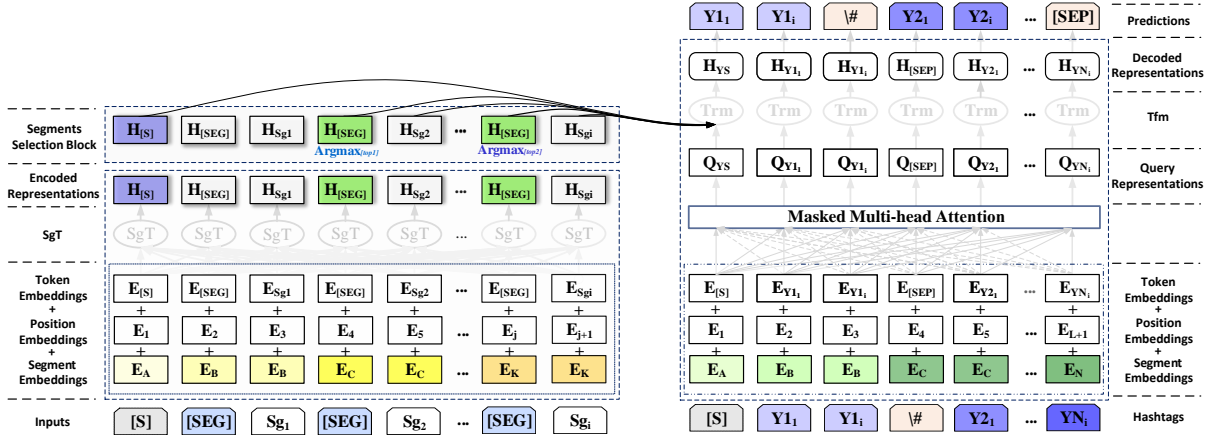


Figure 2: The overview architecture of the Segments-selection based Transformer (SEGTRM) augmented by a segments selection block for hashtag generation. For simplification, we use Sg_i to represent a bunch of tokens $Sg_i = [token_1^i, token_2^i, \dots]$ in the i -th segment. Target hashtags are separated by $\backslash\#$.

the two tasks. The first one summarizes short microblogs in Social Networking Services (SNS), but the keyphrase generation task is to select phrases from a news’ document. The keyphrase generation mainly generates multiple discontinuous words or phrases. In contrast, a hashtag can be a keyword or keyphrase, and it could also be a phrase-level short text that describes the main ideas in a short microblog. Thus, the hashtag generation system should rephrase or paraphrase tokens for the generation.

2.2 Hashtag Generation

Most early works in Hashtag generation focus on extracting phrases from source texts (Zhang et al., 2018) or selecting pre-defined candidates (Gong and Zhang, 2016; Huang et al., 2016; Zhang et al., 2017; Javari et al., 2020). However, hashtags usually appear in neither the target posts nor the given candidate list. Wang et al. (2019b; 2019a) are the first to approach hashtag generation with a generation framework. In doing so, phrase-level hashtags beyond the target posts or the given candidates can be created. Wang et al. (2019b) realize hashtag generation by topic-aware generation model that leverages latent topics to enhance valuable features. Zhang et al. (2018) and Wang et al. (2019a) propose to jointly model the target posts and the conversation contexts with bidirectional attention. However, their works require massive external conversation snippets or relevant tweets for modeling. The generated results are directly affected by noisy conversations or other tweets. In reality, the external text does not necessarily exist, and there is a high cost of annotation for these external texts. In addition, the dataset² they released also have disadvantages, such as small-scale, sparse distribution, and insufficient domain.

3 Neural Hashtag generation Model

Problem Formulation. We define the microblog hashtag generation as a given microblog post, automatically generating a sequence consisting of condensed topic hashtags. Each hashtag is separated by separators $\backslash\#$. The task can be regarded as one of the subclasses of text generation. However, the hashtag generation system is applied to learn the mapping from a post to multiple target hashtags.

Model Architecture. As shown in Figure 2, our SEGTRM consists of three phases: encoder (bottom left dotted box), segments-selector (top left dotted box), and hashtag generator (right dotted box). In the encoder, we prepend a $[S]^3$ token in the front of the text and use it to obtain global textual representations. We insert multiple $[SEG]$ tokens to split the text into different segments. Then, the sequence $[[SEG], Sg_i]$ is composed of the i -th segments. Sg_i has a fixed number of tokens and $Sg_i = [token_1^i, \dots, token_n^i]$, where n is the fixed length. $[SEG]$ is also used to aggregate segmental semantic representations. The

²Their datasets will be introduced in section 4.2 detailly.

³It is similar to the usage of $[CLS]$ in the pre-trained language models, that is, to represent the global semantics of the text. However, $[S]$ is trained from scratch.

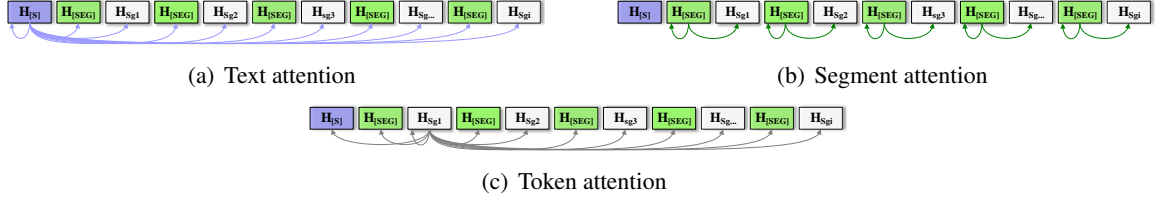


Figure 3: An illustration of ‘Attend’ operation with attention mechanisms to different textual granularity: text, segment and token in SgT.

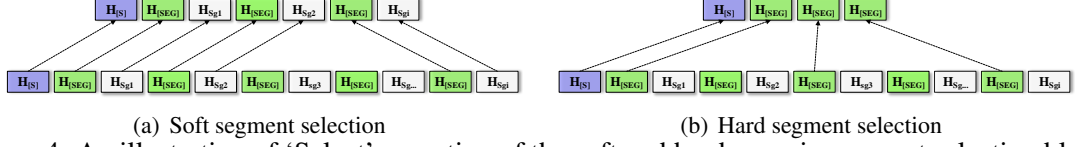


Figure 4: An illustration of ‘Select’ operation of the soft and hard ways in segment selection block.

segments-selector (which will be introduced in detail in section 3.2) selects multiple segments and recombines them into a new sequence as the decoder’s input to generate hashtags in an end-to-end way. To ensure the batch processing and dimension alignment, we set each segment’s length being fixed ⁴. We also initialize segment embeddings to differentiate segments. To simultaneously predict multiple hashtags and determine the suitable number of hashtags in the generator, we follow the settings (Yuan et al., 2020) by adopting a sequential decoding method to generate one sequence consisting of multiple targets and separators. We insert multiple ‘\#’ tokens as separators. During generation, the decoder stops predicting when encounters terminator [SEP].

3.1 Encoder with Segmental Tokens

The segmentation to represent different granular text has been successfully used in language models (LMs), such as BERT (Devlin et al., 2019; Clark et al., 2019)). However, segment embeddings of LMs are used to distinguish different sentences in natural language inference tasks. Unlike segmentation in BERT, we aim to represent different segmental sequences by inserting multiple special tokens [SEG]. A visualization of this construction can be seen in Figure 2. We assign interval segment embeddings $[E_A, E_B, E_C, \dots, E_K]$ to differentiate multiple segments. Each token’s embedding is the sum of initial token embedding, position embedding, and segment embedding. The input I_X of a post text is represented as $I_X = \{[S], [SEG], Sg_1, \dots, [SEG], Sg_i, \dots, \}$, where $\mathcal{I}\{\cdot\}$ is an *insert* process with inserting [S] and [SEG] into text X.

Our SgTRM’s encoder (termed as **SgT**) equipped with three kinds of attention mechanisms to different textual granularity: text, segment, and token, as shown in Figure 3. In SgT, to let [SEG] learn the local semantical representations, we assign a mask vector to each token based on the fixed segment length. Taking Figure 3 (b) as an example, the mask vector of the first segment is $[0, 1, 1, 0, 0, 0, 0, 0, 0, 0]$. After obtaining the mask vector for each token in a specific segment, we stack them to form a $n * n$ mask matrix M_{sg_i} and calculate local i -th segment attentions with the equation below. For simplification, we write it in the one-head form.

$$Attention_{sg_i}(Q, K, V) = softmax\left(\frac{QK^\top M_{sg_i}}{\sqrt{d^k}}\right)V, \quad (1)$$

where Q refers to the query matrix, K the key matrix, V the value matrix and $\sqrt{d^k}$ a scaling factor. The text attention and token attention are the same as the multi-head self-attention in vanilla Transformer. In the encoder SgT, textual representations are learned hierarchically, $H_X = SgT(E_X)$. In other words, the model is aware of the hierarchical structure among different textual granularity. Lower SgT layers represent adjacent segments, while higher layers obtain contextual multi-segments representations.

⁴Fixed length segmentation can guarantee the high-efficiency of batch processing and dimension alignment. As for indefinite length segmentation with consideration for syntax, such as clause-based segmentation, we leave it as our future work.

DATASET	Weibo:WHG Dataset			Twitter:THG Dataset		
	Train	Dev.	Test	Train	Dev.	Test
Post-hashtag pairs	312,762	2,0,000	20,000	204,039	11,335	11,336
CovSourceLen(95%)	141	137	145	46	47	46
AvgSourceLen	75.1	75.3	75.6	23.5	23.8	23.5
CovTargetLen(95%)	8	8	8	31	30	31
AvgTargetLen	4.2	4.2	4.2	10.1	10.0	10.0
AvgHashtags	1.5	1.4	1.4	4.1	4.1	4.1

Table 1: Data statistics for Weibo hashtag generation. AvgSourceLen denotes the average length of all posts, and AvgTargetLen is the average length of hashtags. CovSourceLen (95%) means that more than 95% of the sentences have the exact length.

3.2 Segments Selection Mechanism

The upper layer of the encoder is a segments-selection block used to select discontinuous tokens. In the block, by calculating the semantic similarity weight, (the greater the similarity, the closer the semantic space distance) between $H_{[S]}$ and $H_{[SEG]}^i$, important segmental pieces are selected. The vector $H_{[SEG]}^i$ is used as the local representations for $[Sg_i]$. Similarly, the global representations for the post text are $H_{[S]}$. Thus, given a pair of $H_{[S]}$ and $H_{[SEG]}^i$, the similarity weight s_i is calculated by a similarity score function f . There are multiple choices for the score function f in our model. Here, we introduce four commonly used similarity metrics that can serve as f :

- Euclidean-distance Similarity (#ES)
- Cosine-distance Similarity (#CS)
- Mahalanobis-distance Similarity (#MasS)
- Manhattan-distance Similarity (#MhtS)

After calculating the similarity score by f , top k $H_{[SEG]}^i$ with the highest similarity score are selected:

$$\underset{\tau^k \in \tau}{\operatorname{argmax}} \left(\tau^k | s \right) = \operatorname{slect} \left[\frac{\exp(s_i)}{\sum_{s=1}^k \exp(s_s)} \right]_1^k, \quad (2)$$

where τ^k is the set of top k results in the sequence of representations $\tau = [H_{[SEG]}^1, \dots, H_{[SEG]}^k]$. The formulation of $\operatorname{slect}[\cdot]$ is the selection of top k $H_{[SEG]}^i$, and $[\cdot]_1^k$ is a set of all similarity scores. Then, segmental tokens are collected to form a new sequence of hidden representations H_{X^s} . As the two aforementioned selection methods to model the segmental compositionality, the soft segment selection method will select top k $[SEG]$ and their collateral textual tokens. As Figure 4 (a) shown, the selected sequence is $H_{X^s} = [H_S, H_{[SEG]}, H_{sg1}, H_{[SEG]}, H_{sg2}, H_{[SEG]}, H_{sg1}]$, where the $[\cdot]$ is an appending operation. The H_{sg1} refers to a sequence of tokens' hidden representations $[H_{x1}^i, H_{x2}^i, \dots, H_{xn}^i]$. The hard segment selection method will only select top k $[SEG]$. As the Figure 4 (b) shown, the select sequence is $H_{X^s} = [H_S, H_{[SEG]}, H_{[SEG]}]$. The hard-based SSM does not select any original word as the decoder's input and is to model the segmental compositionality. Further, these selected pieces are fed into the decoder for hashtag generation.

3.3 Decoder for Hashtag Generation

Inspired by the sequential decoding method (Yuan et al., 2020), we insert separators # in the middle of each target and insert a [SEP] at the end of the sequence. In doing so, the method can simultaneously predict hashtags and determine a suitable number of hashtags. The multiple hashtags are obtained after splitting the sequence by separators. Thus, hashtags is formulated by $[Y1, \backslash \#, Y2, \backslash \#, \dots, YN, [SEP]]$, where Yi is a sequence, $\backslash \#$ is the separator and $[SEP]$ is the terminator. We use a standard Transformer decoder for hashtag generation. Specifically, the input of the decoder is $I_Y = \{[S], Y1_1, Y1_i, \backslash \#, \dots, YN_i\}$, where $\mathcal{I}\{\cdot\}$ is an *insert* process with prepending $[S]$ in the front of Y . The token $[S]$ aggregating global representations of source posts is used as a 'begin-of-hashtag' vector. The Transformer decoder transforms the I_Y and encoder's hidden states H_X into its representations H_Y . H_Y is then processed by the softmax operation for token prediction.

4 Experiment Setup

4.1 Implementation Details

We implement 12 deep layers in both the encoder and decoder. The embedding size and hidden size of both encoder and decoder are set to 768. The number of self-attention heads is 12. We use the cross-entropy loss to train the models. The optimizer is Adam with a learning rate $1e-4$, L2 weight decay $\beta_1 = 0.9$, $\beta_2 = 0.999$, and $\epsilon = 1e-6$. The dropout probability is set to 0.1 in all layers. Following OpenAI GPT and BERT, we use a *gelu* activation which performs better than the standard *relu*. The gradient clipping is applied with range $[-1, 1]$ in the encoder and decoder. We implement a linear warmup with a Ratio (Howard and Ruder, 2018) of 32. The Ratio specifies how much smaller the lowest learning rate compare the maximum one. The proportion of warmup steps is 0.04 on the WHG and THG datasets. We use LTP Tokenizer⁵ and RoBERTa’s FullTokenizer (Devlin et al., 2019) for preprocessing Chinese Weibo characters and English Twitter words, respectively. The length of the input and output are considered to be CovSourceLen and CovTargetLen in Table 1.

All models are trained on 4 GPUs⁶. We select the best 3 checkpoints on the validation set and report the average results on the test set. The hyperparameters of the number of Top k selected segments will be introduced in the experimental analysis (section 5.2).

4.2 Constructed Datasets

The existing Twitter dataset (Wang et al., 2019b) is built based on the TREC 2011 microblog track⁷, and most of the tweets obtained by this tool are invalid. The existed Chinese dataset (Wang et al., 2019b) also has some obvious shortcomings. Firstly, the dataset contains only 40,000 posts for hashtag generation, and there is a long-tail distribution that 19.74% of the hashtags are composed of one word. Secondly, the lengths of 16.88% posts are less than 10 words, and 84.90% posts’ lengths are less than 60, which is not consistent with Weibo’s real-world data. Thirdly, we also find that such a small size dataset hardly lets Transformer converge. In terms of content, entertainment-related text accounts for the majority of their dataset. It is hardly practical through fine-tuning (whatever based on language models or based on our SEGTRM). Thus, there is an apparent semantic bias between the pre-training data (multiple domains) and their corpus (entertainment domain).

We construct two new large-scale datasets: the English Twitter hashtag generation (THG) dataset and the Chinese Weibo hashtag generation (WHG) dataset. The construction details are introduced in the Appendix. We use 312,762 post-hashtag pairs for the training, 20,000 pairs for the validation, and 20,000 pairs for the test. As Table 1 shown, the number of hashtags is 4.1, and their total sequence length is about 10.1, and thus on average, there are 2.5 tokens per hashtag. Hashtags of twitter are extremely shorter than Weibo’s hashtags.

4.3 Comparative Baselines

The implemented baselines can be clarified into three types: keywords extraction method, neural selective encoding generator, and Transformer-based generator. **Ext.TFIDF** is an extraction method. We extract 3 keywords for WHG (2 keywords for THG) according to the average number of tokens formed by a hashtag and concatenate them following the tokens’ order in the text. We also introduce an exemplary keyphrase generation method **ExHiRD** (Chen et al., 2020) which is augmented with a GRU-based hierarchical decoding framework. Selective encoding models are neural generation methods based on the selection of key-information pieces. We choose two content selectors: **SEASS** (Zhou et al., 2017) and **BOTTOMUP** (Gehrmann et al., 2018). The content selector of SEASS is based on selective attention, and the framework is LSTM-based sequence-to-sequence. The selector of BOTTOMUP⁸ is a Transformer-based model augmented with bottom-up selective attention. BOTTOMUP determines which phrases in the

⁵<https://github.com/HIT-SCIR/ltp>

⁶Tesla V100-PCIE-32GB

⁷<https://trec.nist.gov/data/tweets/>

⁸We implement a state-of-the-art variant called ‘BOTTOMUP with DIFFMASK’ as BOTTOMUP.

Models	Weibo:WHG Dataset					Twitter:THG Dataset				
	ROUGE-1	ROUGE-2	ROUGE-L	F1@1	F1@5	ROUGE-1	ROUGE-2	ROUGE-L	F1@1	F1@5
Ext.TFIDF	18.02	2.30	15.45	17.12	18.10	12.47	1.21	12.47	12.45	16.00
SEASS	28.19 \pm .13	18.40 \pm .31	27.87 \pm .13	20.07	21.00	28.33 \pm .32	18.77 \pm .31	28.49 \pm .61	18.33	19.11
ExHiRD	30.19 \pm .12	19.40 \pm .21	29.87 \pm .12	23.32	24.11	29.17 \pm .55	19.22 \pm .71	28.54 \pm .41	20.52	22.41
BOTTOMUP	34.33 \pm .21	24.37 \pm .17	35.14 \pm .31	26.32	25.32	42.29 \pm .91	26.90 \pm 1.01	37.77 \pm .59	22.41	22.77
TRANSABS	52.13 \pm .11	46.62 \pm .12	51.05 \pm .11	25.47	28.32	43.71 \pm .17	27.18 \pm .15	39.29 \pm .14	23.22	23.27
SEGTRM Hardbase	54.53 \pm .20	50.26 \pm .13	53.29 \pm .22	30.11	31.01	46.37 \pm .11	30.71 \pm .13	41.73 \pm .09	24.35	26.32
SEGTRM Hard	55.40 \pm .13	51.32 \pm .11	54.12 \pm .13	30.73	31.76	47.25 \pm .27	31.78 \pm .33	42.63 \pm .21	25.31	27.07
SEGTRM Softbase	52.62 \pm .18	48.70 \pm .10	51.41 \pm .13	28.62	30.58	50.00 \pm .29	35.48 \pm .19	45.82 \pm .17	26.02	28.59
SEGTRM Soft	55.51\pm.17	51.28\pm.09	54.30\pm.10	30.72	32.21	51.18\pm.19	37.15\pm.12	47.05\pm.31	27.17	29.02

Table 2: ROUGE F1 results of models on the Weibo and Twitter hashtag generation datasets. The ROUGE results are *means* \pm *S.D.* ($n=3$). The F@ k is the result of the model with the highest ROUGE score.

source document should be selected and then applies a copy mechanism only to preselected phrases during decoding. Another Transformer-base model **TRANSABS** is a vanilla Transformer implemented by Liu (2019). TRANSABS is a 12-layer Transformer. To investigate the effects of two kinds of SSMs, we introduce two corresponding base models. For the soft SSM, SEGTRM without (w/o) any SSM can be used as the ablation model. For the hard SSM, the base model is to select all representations of segmental [SEG]. Two base models are denoted as **SEGTRM Softbase** and **SEGTRM Hardbase**, respectively.

4.4 Evaluation Metric

We use the official ROUGE script⁹ (version 0.3.1) as our evaluation metric. We report ROUGE F1 to measure the overlapping degree between the generated sequence of hashtags and the reference sequence, including unigram, bigram, and longest common subsequence. The reasons we choose the ROUGE as our evaluation are two aspects. Firstly, the task aims to generate sequential hashtags, and ROUGE is a prevailing evaluation metric for the generation task. Secondly, we find multiple hashtags are helpful to reflect the relevance of the target post to the hashtag. Although these hashtags (e.g., ‘#farmers’, ‘#market’, and ‘#organic farmers’) are not the same as the reference one (e.g., ‘#organic farmers market’), they are useable. The n-gram overlaps of ROUGE will not miss the highly available hashtags, but F1@K will since it can only evaluate hashtags that are identical to the reference one.

To measure those correct tokens which are not identical to reference tokens but are copied from the source text, we test the n-gram overlaps between the generated text and source text. This evaluation metric can identify the extraction ability of models.

We also use F1@ k evaluation (a popular information retrieval evaluation metric) to verify the ability of our model to normalize a single hashtag. F1@ k compares all the predicted hashtags with ground-truth hashtags. Beam search is utilized for inference, and the top k hashtag sequences are leveraged for producing the final hashtags. Here we use a beam size of 20, and k as 10. Since our model can generate multiple hashtags (separated by #) for a document, the final F1@ k are tested for multiple hashtags.

5 Results and Analysis

5.1 Main Results

As shown in Table 2, we release results on Weibo and Twitter hashtag generation datasets separately. Our SEGTRM (soft) consistently gets the best performance on both datasets. Its hard-based version is superior to Softbase model. However, hard-based selection models are invalidated on the Twitter dataset. The reason may be that the text of the Twitter post is too short. The average length of the original text is 23, which is far less than the 75 of the Weibo post. In the Twitter post, each segment can attend less content, which is not conducive to the generation of multiple hashtags.

According to F1@ k scores, we find it is difficult for Twitter to normalize the hashtags. The reason probably is that hashtags are being low-frequency words or abbreviations. Those rare hashtags (less frequent in distribution) are not fully trained, resulting in low F1 scores for English Twitter. Moreover, the models’ efficiency about the ROUGE-2 on the THG dataset is worse than that of the WHG dataset. It

⁹<https://pypi.org/project/pyrouge/>

SSMs		Weibo:WHG Dataset			Twitter:THG Dataset		
		ROUGE-1	ROUGE-2	ROUGE-L	ROUGE-1	ROUGE-2	ROUGE-L
Hard	#ES	54.34 \pm .11	49.89 \pm .24	53.17 \pm .11	46.03 \pm .07	30.37 \pm .10	41.32 \pm .13
	#CS	54.91 \pm .28	50.80 \pm .23	53.74 \pm .36	46.62 \pm .21	31.12 \pm .14	42.20 \pm .12
	#MasS	54.53 \pm .20	50.26 \pm .15	53.28 \pm .17	46.56 \pm .13	30.89 \pm .19	41.85 \pm .20
	#MhtS	55.40\pm.13	51.32\pm.11	54.12\pm.13	47.25\pm.27	31.78\pm.33	42.63\pm.21
Soft	#ES	44.74 \pm .11	40.89 \pm .09	43.67 \pm .09	50.14 \pm .09	35.81 \pm .12	45.91 \pm .11
	#CS	53.83 \pm .08	49.70 \pm .13	52.60 \pm .06	50.19 \pm .13	35.76 \pm .09	46.00 \pm .10
	#MasS	54.09 \pm .05	50.05 \pm .05	52.92 \pm .07	51.18\pm.19	37.15\pm.12	47.05\pm.31
	#MhtS	55.51\pm.17	51.28\pm.09	54.30\pm.10	50.86 \pm .10	36.70 \pm .11	46.75 \pm .09

Table 3: ROUGE F1 results of models with different similarity metrics of SSM on the Weibo and Twitter hashtag generation datasets.

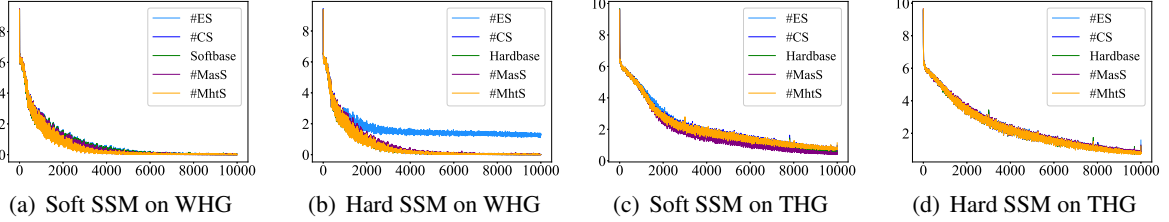


Figure 5: The training loss and performance in different SSM on two datasets.

may be that English data contains massive abbreviated hashtags and single-word hashtags, which causes the insufficient training of those low-frequency hashtags.

Comparison with keywords generation method. Our SEGTRM (soft) obtains significant improvements on most of the metrics (paired t-test, $p < 0.05$), compared with keywords extraction method TFIDE, and keyphrase generation method ExHiRD. We conclude that keyword extraction methods hardly adapt to large-scale datasets since they can not reorganize words appropriately. Besides, ExHiRD has inherent defects, such as insufficiency of long-term sequence dependency. Another serious drawback is that these models are hard to generate phrase-level Weibo hashtags.

Comparison with selective encoding systems. Our SEGTRM, with hard or soft SSM, is superior to the two selective encoding models, SEASS and BOTTOMUP. Whether in ROUGE or F1@K, we find that the performance of our selective model always appears to be better than SEASS and BOTTOMUP with a certain margin. SEASS fails in its long-term semantic dependence. BOTTOMUP fails in its complex joint optimization on two objectives of word selection and generation.

Comparison with salient Transformer generator.

Among those Transformer-based models, our SEGTRM is superior to the selective encoding model BOTTOMUP and the salient TRANSABS. The superiority of our model can be attributed to the explicit selection of dominant pieces and modeling of the segmental compositionality.

5.2 Comparison of Different SSM

Performance of SSMs. Firstly, the results of ablation experiments (without any SSM) are to compare base models (SEGTRM Softbase) with soft SEGTRM, in Table 2. The results indicate the superiority of using SSM. Secondly, the results of different SSMs can be seen in Table 3. To simplify the description, we use ‘#SSM’ to represent a method. Among the results of hashtag generation on the WHG dataset, #MhtS, #CS, and #MasS always obtain superior performance. #ES always gets the worst performance, whether for hard or soft segments selection, which indicates a poor segment selection will produce

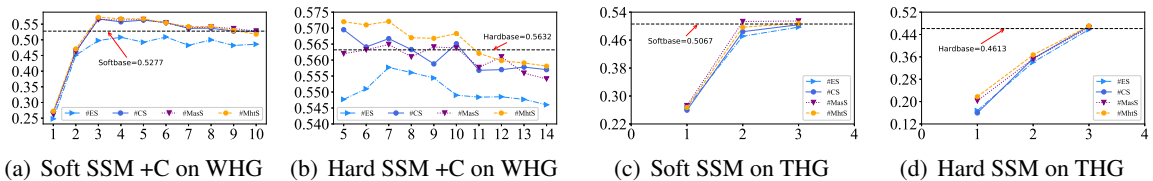


Figure 6: Hyperparameters searching for the number of top k selected segments during evaluation.

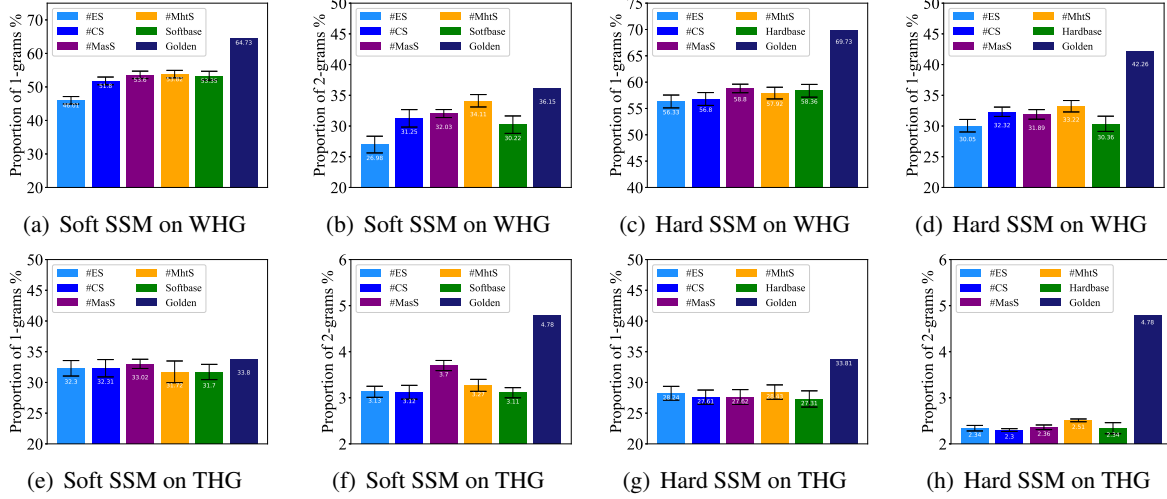


Figure 7: N-gram overlaps of the generated summaries and the golden summaries to their corresponding source articles. The results are $means \pm S.D.$ ($n = 3$).

adverse input (e.g., it does not pick out critical information) to the decoder, making a worse generation. For Twitter hashtag generation, #C, #MasS and #MhtS models outperform corresponding Softbase or Hardbase. #MhtS obtains the best performance among hard-based SSM models, and #MasS is the best among soft-based SSM models. Observing the loss curves in Figure 5.(e) and Figure 5.(f) and ROUGE F1 results on Table 3, we find that the lower the convergence loss is, the more ROUGE can be obtained.

Hyperparameter searching for SSMs. To search for an optimal number of segments, we compare the performance of different SSMs on the hyperparameter of Top k segments selection. Compared with the baselines, the performance of different selected segments for hard SSM can be guaranteed among [5,10] on WHG and [2,3] on THG. The number can be [3,8] on WHG, [3] on THG for soft SSM. These results also indicate that hashtags are mostly assembled from scattered semantic pieces, and attending to those key segments can distill unnecessary information and stabilize performance.

5.3 N-gram Overlaps

To test the extractive ability of our systems, we illustrate the comparison of n-gram overlaps for our models. In Figure 7, the generated hashtags of #MhtS overlap the post text more often than other selection methods on the WHG dataset. 59.42% of generated 1-gram is duplicated from posts' 1-gram, as shown in Figure 7 (a). For the proportion of 2-gram overlaps, as shown in Figure 7 (b), #MhtS is almost close to golden hashtags, with only tiny differences.

The results indicate that our model can duplicate tokens from the source text and simultaneously retain accuracy. Our segment selection mechanism makes the system more reliable to reorganize key details correctly. Almost all soft SSMs, except for #ES, rewrite substantially more abstractive hashtags than our base model, which has no segment selection mechanism. Our segment selection model allows the network to copy words from the source text and consults the language model simultaneously to extract words from vocabulary, enabling operations like truncation and stitching to be performed accurately.

6 Conclusion and Future work

To generate microblog hashtags automatically and effectively in a large-scale dataset, we propose a semantic-fragmentation-based selection mechanism in the deep Transformer's architecture. The experimental results validated in two constructed large-scale datasets indicate that our model achieves state-of-the-art effects with significant improvements. There also exist some known limitations of our framework for future improvements. The SEGTRM is an end-to-end method relying on a large-scale corpus. Such a corpus makes the hashtag classification not applicable since it is challenging to unify the classification labels. Due to a foreseeable workload (e.g., indefinite clause-based generation), we will also apply an indefinite length segmentation scheme in future works.

Acknowledgements

The acknowledgments should go immediately before the references. Do not number the acknowledgments section. Do not include this section when submitting your paper for review.

References

- Erion Çano and Ondrej Bojar. 2019. Keyphrase generation: A text summarization struggle. In *Proceedings of the 2019 Conference of the North American Chapter of the Association for Computational Linguistics: Human Language Technologies, (NAACL-HLT), Volume 1 (Long Papers)*, pages 666–672. Association for Computational Linguistics.
- Jun Chen, Xiaoming Zhang, Yu Wu, Zhao Yan, and Zhoujun Li. 2018. Keyphrase generation with correlation constraints. In *Proceedings of the 2018 Conference on Empirical Methods in Natural Language Processing, (EMNLP)*, pages 4057–4066. Association for Computational Linguistics.
- Wang Chen, Yifan Gao, Jiani Zhang, Irwin King, and Michael R. Lyu. 2019. Title-guided encoding for keyphrase generation. In *The Thirty-Third AAAI Conference on Artificial Intelligence, AAAI*, pages 6268–6275. (AAAI) Press.
- Wang Chen, Hou Pong Chan, Piji Li, and Irwin King. 2020. Exclusive hierarchical decoding for deep keyphrase generation. In *Proceedings of the 58th Annual Meeting of the Association for Computational Linguistics, (ACL), Volume 1: Long Papers*, pages 1095–1105.
- Kevin Clark, Urvashi Khandelwal, Omer Levy, and Christopher D. Manning. 2019. What does BERT look at? an analysis of bert’s attention. *CoRR*, abs/1906.04341.
- Jacob Devlin, Ming-Wei Chang, Kenton Lee, and Kristina Toutanova. 2019. BERT: pre-training of deep bidirectional transformers for language understanding. In *Proceedings of the 2019 Conference of the North American Chapter of the Association for Computational Linguistics: Human Language Technologies, (NAACL-HLT), Volume 1 (Long Papers)*, pages 4171–4186. Association for Computational Linguistics.
- Sebastian Gehrmann, Yuntian Deng, and Alexander M. Rush. 2018. Bottom-up abstractive summarization. In *Proceedings of the 2018 Conference on Empirical Methods in Natural Language Processing, (EMNLP)*, pages 4098–4109. Association for Computational Linguistics.
- Stamatis Giannoulakis and Nicolas Tsapatsoulis. 2016. Evaluating the descriptive power of instagram hashtags. *J. Innov. Digit. Ecosyst.*, 3(2):114–129.
- Frédéric Godin, Viktor Slavkovikj, Wesley De Neve, Benjamin Schrauwen, and Rik Van de Walle. 2013. Using topic models for twitter hashtag recommendation. In *22nd International World Wide Web Conference, (WWW) '13, Companion Volume*, pages 593–596. International World Wide Web Conferences Steering Committee / ACM.
- Yuyun Gong and Qi Zhang. 2016. Hashtag recommendation using attention-based convolutional neural network. In *Proceedings of the Twenty-Fifth International Joint Conference on Artificial Intelligence, (IJCAI)*, pages 2782–2788. IJCAI/AAAI Press.
- Yeyun Gong, Qi Zhang, and Xuanjing Huang. 2015. Hashtag recommendation using dirichlet process mixture models incorporating types of hashtags. In *Proceedings of the 2015 Conference on Empirical Methods in Natural Language Processing, (EMNLP)*, pages 401–410. Association for Computational Linguistics.
- Jeremy Howard and Sebastian Ruder. 2018. Universal language model fine-tuning for text classification. In *Proceedings of the 56th Annual Meeting of the Association for Computational Linguistics, (ACL), Volume 1: Long Papers*, pages 328–339. Association for Computational Linguistics.
- Haoran Huang, Qi Zhang, Yeyun Gong, and Xuanjing Huang. 2016. Hashtag recommendation using end-to-end memory networks with hierarchical attention. In *COLING: Technical Papers*, pages 943–952.
- Amin Javari, Zhankui He, Zijie Huang, Jeetu Raj, and Kevin Chen-Chuan Chang. 2020. Weakly supervised attention for hashtag recommendation using graph data. In *22nd International World Wide Web Conference, (WWW) '20, Companion Volume*, pages 1038–1048. International World Wide Web Conferences Steering Committee / ACM.
- Yang Liu and Mirella Lapata. 2019. Hierarchical transformers for multi-document summarization. In *(ACL)*, pages 5070–5081.

- Rui Meng, Sanqiang Zhao, Shuguang Han, Daqing He, Peter Brusilovsky, and Yu Chi. 2017. Deep keyphrase generation. In *Proceedings of the 55th Annual Meeting of the Association for Computational Linguistics, (ACL)*, Volume 1: Long Papers, pages 582–592. Association for Computational Linguistics.
- Avinash Swaminathan, Haimin Zhang, Debanjan Mahata, Rakesh Gosangi, Rajiv Ratn Shah, and Amanda Stent. 2020. A preliminary exploration of gans for keyphrase generation. In *Proceedings of the 2020 Conference on Empirical Methods in Natural Language Processing, (EMNLP)*, pages 8021–8030. Association for Computational Linguistics.
- Xiaolong Wang, Furu Wei, Xiaohua Liu, Ming Zhou, and Ming Zhang. 2011. Topic sentiment analysis in twitter: a graph-based hashtag sentiment classification approach. In *(CIKM)*, pages 1031–1040. ACM.
- Yue Wang, Jing Li, Hou Pong Chan, Irwin King, Michael R. Lyu, and Shuming Shi. 2019a. Topic-aware neural keyphrase generation for social media language. In *Proceedings of the 57th Conference of the Association for Computational Linguistics, (ACL)*, Volume 1: Long Papers, pages 2516–2526. Association for Computational Linguistics.
- Yue Wang, Jing Li, Irwin King, Michael R. Lyu, and Shuming Shi. 2019b. Microblog hashtag generation via encoding conversation contexts. In *Proceedings of the 2019 Conference of the North American Chapter of the Association for Computational Linguistics: Human Language Technologies, (NAACL-HLT)*, Volume 1 (Long Papers), pages 1624–1633.
- Jason Weston, Sumit Chopra, and Keith Adams. 2014. #tagospace: Semantic embeddings from hashtags. In *Proceedings of the 2014 Conference on Empirical Methods in Natural Language Processing, (EMNLP)*, pages 1822–1827. Association for Computational Linguistics.
- Hai Ye and Lu Wang. 2018. Semi-supervised learning for neural keyphrase generation. In *Proceedings of the 2018 Conference on Empirical Methods in Natural Language Processing, (EMNLP)*, pages 4142–4153. Association for Computational Linguistics.
- Xingdi Yuan, Tong Wang, Rui Meng, Khushboo Thaker, Peter Brusilovsky, Daqing He, and Adam Trischler. 2020. One size does not fit all: Generating and evaluating variable number of keyphrases. In *(ACL)*, pages 7961–7975.
- Qi Zhang, Yang Wang, Yeyun Gong, and Xuanjing Huang. 2016. Keyphrase extraction using deep recurrent neural networks on twitter. In *Proceedings of the 2016 Conference on Empirical Methods in Natural Language Processing, (EMNLP)*, pages 836–845. Association for Computational Linguistics.
- Qi Zhang, Jiawen Wang, Haoran Huang, Xuanjing Huang, and Yeyun Gong. 2017. Hashtag recommendation for multimodal microblog using co-attention network. In *IJCAI*, pages 3420–3426. ijcai.org.
- Yingyi Zhang, Jing Li, Yan Song, and Chengzhi Zhang. 2018. Encoding conversation context for neural keyphrase extraction from microblog posts. In *Proceedings of the 2018 Conference of the North American Chapter of the Association for Computational Linguistics: Human Language Technologies, (NAACL-HLT)*, Volume 1 (Long Papers), pages 1676–1686.
- Qingyu Zhou, Nan Yang, Furu Wei, and Ming Zhou. 2017. Selective encoding for abstractive sentence summarization. In *Proceedings of the 55th Annual Meeting of the Association for Computational Linguistics, (ACL)*, Volume 1: Long Papers, pages 1095–1104. Association for Computational Linguistics.

A Datasets Construction

Most of the posts are attached with informative hashtags in the Social Networking Services (SNS) platform. Existing works (Giannoulakis and Tsapatsoulis, 2016) have proved that the natural annotation hashtags (such as Instagram hashtags) can be used as training examples for machine learning algorithms consistent with posts. In Figure 1, the microblog user has posted a hashtag ‘#5G Bring New Value’, and we treat such natural user-provided hashtags as ground-truth for training, validation, and test. Besides, post-hashtags are selected by users such as official media and influencers whose labeled hashtags are of high quality. These premises make it reasonable to directly use the user-annotated hashtags in microblogs as the ground-truth hashtags. We take the user-annotated hashtags appearing in the beginning or end of a post as the reference as works (Zhang et al., 2016; Zhang et al., 2018; Wang et al., 2019b) did ¹⁰.

WHG construction: We collect the post-hashtag pairs by crawling the microblogs of seed accounts involving multiple areas from Weibo. These seed accounts, such as *People’s Daily*, *People.cn*, *Economic*

¹⁰Hashtags in the middle of a post are not considered as they generally act as semantic elements rather than topic words.

Datasets	\mathcal{N}_w	\mathcal{P}	\mathcal{S}	\mathcal{N}
WHG	10.32%	1.54%	61.63%	15
THG	10.20%	60.43%	15.31%	4

Table 4: Statistics of the hashtags. \mathcal{N}_w : the percentage of hashtags existing new words that do not appear in a post text. \mathcal{P} : the percentage of hashtags composed of 1 or 2 words. \mathcal{S} : the percentage of hashtags in which the words appear in different segments of a post text. \mathcal{N} : the maximum number of the segments that contain words from hashtags.

Observe press, *Xinlang Sports*, and other accounts with more than 5 million followers come from different domains of politics, economic, military, sports, etc. The post text and hashtag pairs are filtered, cleaned, and extracted with artificial rules. We remove those pairs with too short text lengths (less than 60 characters) that only account for a small part of all data. Statistics of the WHG datasets are shown in Table 4, in which about 10.32% of the hashtags contain new words that do not appear in a post text, and 61.63% of the hashtags have words that appear in three or more different segments. At most, 15 segments contain words from hashtags.

THG construction: We use TweetDeck¹¹ to get and filter tweets. We collect 200 seed accounts, such as organizations, media, and other official users, to obtain high-quality tweets. Then the Twitter post-hashtag pairs are crawled from the seed users. The tokenization process is integrated into the training, evaluating, and testing step. We use RoBERTa’s FullTokenizer and vocabulary (Devlin et al., 2019).

Table 4 shows that about 10.20% of the hashtags contain new words that do not appear in posts. About 28.41% of the hashtags consist of a single word or abbreviation. At most, 4 segments contain words from hashtags. We employ 204,039 post-hashtag pairs for training in the THG dataset, 11,335 and 11,336 pairs for validation and test, respectively.

B Case Study

We illustrate some generated hashtags of our implemented models for Chinese Weibo and English Twitter. As indicated by the examples in Table 5, all generated hashtags have pinpointed the core meaning of posts with fluency. Hashtags are truncated to form shorter versions and are composed of discontinuous tokens. To compare the generations of our models to Golden hashtag, we find two base models and hard-based SEGTRM have generated useable hashtags (e.g., ‘#farmers’, ‘#market’, and ‘#organic farmers’) which are duplicate tokens coming from source text. Although these hashtags are not the same as the Golden (resulting in a low F1 value), they are useable. This case also proves the reason why we choose ROUGE evaluation, namely n-gram overlaps will not miss the highly available hashtags.

Hashtags generated by SEGTRM are almost entirely consistent with the golden ones. For English twitter, it is not easy to generate hashtags or abbreviations. For example, in case 2, there are two hashtags, where ‘U20’ refers to ‘Urban 20’ in the original text. Our SEGTRM directly selects the phrase ‘Urban 20’ in the original text as the generation result. This is an apparent correct hashtag but results in a comparative low ROUGE score. This case also shows the necessity of using n-gram overlaps to evaluate the performance, which will not omit the case of choosing the correct phrase as a hashtag from the original text.

In the third case of Weibo hashtag generation, the Hardbase generates ‘BRICS in Yaolu island’. Although two generated results are not identical to the golden one, they are all correct facts. For example, ‘Yaolu’ an island of ‘Xiamen’ is the specific location of the ‘BRICS conference’.

There exists a wrong generation in the fourth case. Hashtags generated by Hardbase of SEGTRM contain an unrelated term of ‘Juventus’ which is a club in Italy. That may be attributed to some retained low-frequency words that are hard to be adequately trained and differentiate semantic distance.

¹¹<https://tweetdeck.twitter.com/>

<p>The Twitter post for hashtag generation : We're re-opening our Helen Albert Certified Farmers' Market on Monday, September 14 from 9 AM to 2 PM with new safety measures in effect. The Farmers' Market features organic and farm fresh fruits and vegetables, baked goods, fresh fish, and more.</p> <p>Golden: # organic farmers market</p> <p>SEGTRM Softbase: # farmers market</p> <p>SEGTRM Hardbase: # farmers #market</p> <p>SEGTRM (hard): # organic farmers #market</p> <p>SEGTRM (soft): # organic farmers market</p>
<p>The Twitter post for hashtag generation : An event organized by the Italian Presidency of G20, UNDP and UNEP, with the contribution of Urban 20 focused on multi-level governance aspects of Nature-based solutions in cities.</p> <p>Golden: # G20 Italy # U20</p> <p>SEGTRM Softbase: # G20 Italy # G20</p> <p>SEGTRM Hardbase: # G20</p> <p>SEGTRM (hard): # G20 Italy # Urban 20</p> <p>SEGTRM (soft): # G20 Italy # Urban 20</p>
<p>The Weibo post for hashtag generation : 9月3日下午在厦门召开的金砖国家工商论坛开幕式上，国家主席习近平发表题为《共同开创金砖合作第二个“金色十年”》的主旨演讲。</p> <p>On the afternoon of September 3rd, at the opening ceremony of the BRIC industrial and commercial forum held in Xiamen, President Xi Jinping delivered a Keynote speech entitled Jointly Creating the Second 'Golden Decade' of BRICS Cooperation.</p> <p>Golden : # <u>金砖厦门会晤</u> # (#Meetings of BRICS in Xiamen#)</p> <p>SEGTRM Hardbase : # <u>金砖耀鹭岛</u> # (#Meetings of BRICS at Banlu Island#)</p> <p>SEGTRM Softbase : # <u>金砖会议</u> # (#Meetings of BRICS#)</p> <p>SEGTRM (& hard): # <u>金砖厦门会晤</u> # (#Meetings of BRICS in Xiamen#)</p> <p>SEGTRM (& soft): # <u>金砖厦门会晤</u> # (#Meetings of BRICS in Xiamen#)</p>
<p>The Weibo post for hashtag generation : 全场比赛结束，巴塞罗那主场5:0战胜西班牙人赢得本赛季 首场同城德比，梅西上演帽子戏法，皮克、苏亚雷斯锦上添花，拉基蒂奇和阿尔巴分别贡献两次助攻，登贝莱首秀助攻苏亚雷斯。</p> <p>At the end of the match, Barcelona defeated the Spaniards 5-0 at home to win the first derby in the same city this season. Messi staged a hat-trick, Pique and Suarez were icing on the cake, Rakitic and Alba contributed two assists, Dembele assisted Suarez in his first match.</p> <p>Golden : # <u>巴塞罗那 vs. 西班牙人</u> # (#Barcelona vs. Spaniards#)</p> <p>SEGTRM Hardbase : # <u>巴塞罗那 vs. 尤文图斯</u> # (#Barcelona vs. Juventus#)</p> <p>SEGTRM Softbase : # <u>巴塞罗那 vs. 西班牙人</u> # (#Barcelona vs. Spaniards#)</p> <p>SEGTRM (hard): # <u>巴塞罗那 vs. 西班牙人</u> # (#Barcelona vs. Spaniards#)</p> <p>SEGTRM (soft): # <u>巴塞罗那 vs. 西班牙人</u> # (#Barcelona vs. Spaniards#)</p>

Table 5: Four cases of the generated hashtags for Weibo posts and a generation case for Twitter posts. The last two cases in Chinese are carefully translated as shown in brackets for the convenience of reading and comparison.