

Subgroup fairness in two-sided markets

Quan Zhou^{1,2}*, Jakub Mareček³, Robert Shorten^{1,2}

1 Dyson School of Design Engineering, Imperial College London, London, United Kingdom

2 School of Electric and Electronic Engineering, University College Dublin, Dublin, Ireland

3 Department of Computer Science, Czech Technical University in Prague, Prague, Czech Republic

Abstract

It is well known that two-sided markets are unfair in a number of ways. For example, female drivers on ride-hailing platforms earn less than their male colleagues per mile driven. Similar observations have been made for other minority subgroups in other two-sided markets. Here, we suggest a novel market-clearing mechanism for two-sided markets, which promotes equalization of the pay per hour worked across multiple subgroups, as well as within each subgroup. In the process, we introduce a novel notion of subgroup fairness (which we call Inter-fairness), which can be combined with other notions of fairness within each subgroup (called Intra-fairness), and the utility for the customers (Customer-Care) in the objective of the market-clearing problem. Although the novel non-linear terms in the objective complicate market clearing by making the problem non-convex, we show that a certain non-convex augmented Lagrangian relaxation can be approximated to any precision in time polynomial in the number of market participants using semidefinite programming, thanks to its “hidden convexity”. This makes it possible to implement the market-clearing mechanism efficiently. On the example of driver-ride assignment in an *Uber*-like system, we demonstrate the efficacy and scalability of the approach and trade-offs between Inter- and Intra-fairness.

1 Introduction

In two-sided markets [49], the exchange between two distinct user groups is intermediated by a platform that matches supply to demand. As two-sided markets for services of the so-called “gig economy” grow, fairness thereof is becoming important both from an ethical and legal point of view [12, 39, 59]. For example, the former chief economist of Uber [15] documented a roughly 7% gender earnings gap among drivers, but contented that the gender earnings gap

might be due to men choosing their time and location of rides better, and also due to men accumulating experience quickly [10, 15], considering that men can work more hours per week than women in the study. Indeed, many other studies [6, 20, 28] show that women are much less likely than men to work regularly in two-sided markets. It was recently reported that in the US, gig work constituted a lower share of total earnings for women than for men: [20] report 16%, versus 23% for men. In the UK, [6] found that 75% of female gig workers earned less than £11,500 per annum, compared with 61% of all workers. Although these issues have been longstanding in labour-market structures, the COVID-19 pandemic has set women’s labour force participation back more than 30 years, according a report from U.S. Department of Labour [31] and exposed the urgent need for better solutions that support all working women. We aim to develop market-clearing mechanisms for two-sided markets that would explicitly improve subgroup fairness, while being efficiently computable.

In the context of a two-sided market, where workers are matched with jobs by a platform, we define efforts to provide better services to both sides as Worker-Care and Customer-Care, respectively. From the perspective of workers, we suggest that one should distinguish between the following notions of fairness:

- 1) Intra-fairness: Motivated by the concepts of proportional fairness in [54], the notion of Intra-fairness pursues the proportional parity of worker utility (e.g., salary and allowance). It requires that over time, the accumulated utility, proportional to the workload (e.g, working hours and active time) for every worker, should be equalised.
- 2) Inter-fairness: By analogy with demographic parity, our notion of Inter-fairness strives to ensure that the proportion of accumulated utility to the workload should be equalised across the (majority and minority) subgroups. A typical example of Inter-fairness would be closing up the gender gap of accumulated utility, proportional to the workload. In the context of this notion of fairness, overlapping subgroups [66] can also be accommodated.

While there have been some attempts to equalise pay and opportunity across all workers [38, 46, 54] (Intra-fairness, to use our terms), the notion of subgroup fairness (or Inter-fairness) has received very little attention. This may ignore significant gaps across different subgroups, e.g., gender-earning gaps, because the algorithm could approach Intra-fairness by minimising the worker utility within subgroups. In contrast, our goal is to equalise the pay per hour worked both across subgroups based on gender, ethnicity, or other sensitive attributes, as required by current or proposed [23] legislation, and within each subgroup.

Notice that the notion of Intra-fairness might be in conflict with Inter-fairness, but that it may be possible to improve one of the objectives without worsening the other too much. We present a natural formulation of the market-clearing problem utilizing a weighted sum of these objectives and its

augmented Lagrangian relaxation formulation. We also illustrate the trade-off between Intra- and Inter-fairness computationally.

2 Related work

The last few years have seen an unprecedented explosion in the attention of fairness [13, 26, 37, 38, 63, 64, 66, e.g.] in artificial intelligence and machine learning. Much of the work focuses on classification [19, 26, 63, 64] and recommendation systems [1, 46, e.g.], and specifically on the notions of subgroup fairness therein.

Trivially, one aim is to achieve this by “fairness under unawareness”, where the protected attributes are not given. The shortcoming of this approach is obvious when there are some other features related to protected attributes and those features could be used to predict the protected attributes. On the contrary, “demographic parity” requires that the proportion of each segment of a protected class (e.g., gender) should receive the positive outcome at equal rates, although this could be unfair in the case of unbalanced distributions of features between advantaged and disadvantaged subgroups, even in the absence of biases. The notions of “equal opportunity” in [26] and “counterfactual fairness” of [36] require the predictor to be unrelated to protected attributes. All of these notions relate to subgroups of the population and provide an average guarantee for individuals in the protected group [2].

Independently, the individual definition of fairness asks for constraints to equalise the outcome across all pairs of individuals, rather than across subgroups. In other words, it requires that “similar individuals should be treated similarly” [19]. This notion of fairness has been considered by [38, 54] in the context of ride-hailing, in two papers most closely related to ours, albeit with exponential-time solvers for the simpler market-clearing problem. However, this notion requires a similarity metric to capture the truth of the ground, which relies on a task-specific assumption [51]. Considering that multiple conflicting notions of fairness are possible, [22] design an algorithm such that individual fairness is maximised when enforcing group-fairness constraints. We should like to consider these multiple constraints in matching problems. [3, 32], and to provide efficient market-clearing mechanisms. [14] explores the fairness in matching market from the perspective of bandit learning. Another instance is the fairness resolution model [2], guided by the unfairness complaints received by the system. It could be a more practical way to maintain both group and individual fairness. We refer to [17] for a detailed survey of mainstream fairness notions and corresponding methodologies.

On the other hand, there is vast research on specific problems in two-sided markets, ranging from matching between different types of users [5, 24, 27], market equilibrium [29], price discrimination issues [29, 33, 56], to fair ranking or recommendation systems [11, 40, 44, 62]. Especially, considering users’ gender preference, [56] propose a “female-only” subsystem that matches safety-concerned female riders to female drivers.

3 Modelling fairness in two-sided markets

Two-sided markets [49] model platforms that enable the interaction between the two sides: customers submitting jobs $i \in \mathcal{C}_t$, and workers $j \in \mathcal{D}$ throughout the time window $t \in \mathcal{T}$. For example, the system of Uber can be modelled as a two-sided market with direct connections. In this case, workers would be Uber drivers and jobs could be the rides of customers. Note that jobs are assumed to be independent of each other, although one customer might offer multiple jobs.

3.1 Notation

In period t , a list of jobs $i \in \mathcal{C}_t$ is offered with payment pay_t^i for each job to all workers $j \in \mathcal{D}$ in the two-sided market. A binary variable A_t^j indicating all workers' availability in period t , i.e., $A_t^j = 1$ if worker j is online and waiting for a job in period t . Accordingly, we split all workers \mathcal{D} into two sets: $\mathcal{D}^{A_t=1}$ and $\mathcal{D}^{A_t=0}$, by their availability such that all available workers in period t are in the set $\mathcal{D}^{A_t=1}$ and the unavailable in the set $\mathcal{D}^{A_t=0}$. Further, another binary variable $M_t^{(i,j)}$ is set to be 1 if worker j is assigned job i in period t . Note that worker j cannot get any jobs if she is offline and we assume that one worker can get at most one job in a single period, thus $\sum_{i \in \mathcal{C}_t} M_t^{(i,j)} \leq A_t^j$, for $j \in \mathcal{D}, t \in \mathcal{T}$. Also, each job must be matched with exactly one worker, such that $\sum_{j \in \mathcal{D}} M_t^{(i,j)} = 1$, for $i \in \mathcal{C}_t, t \in \mathcal{T}$.

Let $d_t^{(i,j)}$ denote the suitability between job i and worker j in period t . Specifically, $d_t^{(i,j)}$ can be considered as the distance between the worker j and the pick-up location of the job i in period t , or as the (estimated) customer waiting time for pick-up. Note that $d_t^{(i,j)}$ is normally unavailable if the worker is offline. From the customers' point of view, their service experience ("Customer-Utility") is highly related to suitability $d_t^{(i,j)}$, especially, the waiting time of customers. Here, if the job i is accepted by the worker j in period t , we set

$$\text{Customer-Utility} := -d_t^{(i,j)}, \quad (1)$$

for $i \in \mathcal{C}_t$. On the other hand, workers need to cover the cost of driving to pick-up location, and a long wait for pick-up would negatively affect their customer reviews. For simplicity, we assume Worker-Utility j is only related to pay_t^i and $d_t^{(i,j)}$ if she receives the job i in period t . But the utility would be 0 if she does not receive any jobs or is offline. We have

$$\text{Worker-Utility} \quad u_t^j := \sum_{i \in \mathcal{C}_t} M_t^{(i,j)} \left(\text{pay}_t^i - d_t^{(i,j)} \right), \quad (2)$$

for $j \in \mathcal{D}^{A_t=1}$ and $u_t^j := 0$, for $j \in \mathcal{D}^{A_t=0}$. In addition, we define U_t^j as the accumulated utility of the worker j at the end of the period t , such that $U_t^j = U_{t-1}^j + u_t^j$, for $t \in \mathcal{T} \setminus \{0\}$ and $U_0^j = 0$, for $j \in \mathcal{D}$. Further, we define Λ_t^j to be the accumulated workload of worker j at the end of period t . For simplicity,

Λ_t^j is calculated by the number of periods in which worker j is available till period t : $\Lambda_t^j = \sum_{k=1}^t A_k^j$, for $j \in \mathcal{D}, t \in \mathcal{T}$. We denote the ratio of accumulated utility proportional to workload (U_t^j / Λ_t^j) as the return rate of worker j til the end of period t .

Please refer to Table 1 for an overview of the major notation. In real life, the worker would rather reject a job if it cannot bring any benefit, i.e., $u_t^j \geq 0$, for $j \in \mathcal{D}$. However, if workers are allow to reject jobs, it might happen that certain jobs could not be matched with any worker. In other words, $u_t^j \geq 0$, together with the constraint $\sum_{j \in \mathcal{D}} M_t^{(i,j)} = 1$, would lead to infeasibility of the optimisation programs. In the following formulations, we would keep constraint $\sum_{j \in \mathcal{D}} M_t^{(i,j)} = 1$ but $u_t^j \geq 0$. Note that the conflict between these two constraints could be easily softened by Lagrangian relaxation.

Symbols	Definitions
\mathcal{C}_t	a set of jobs in period t .
\mathcal{D}	a set of workers.
\mathcal{T}	the time window.
pay_t^i	the payment of job i .
u_t^j	the utility of worker j in period t .
U_t^j	the accumulated utility of worker j til period t .
A_t^j	the availability of worker j .
Λ_t^j	the accumulated workload of worker j til period t .
$d_t^{(i,j)}$	the suitability between job i and worker j .
$M_t^{(i,j)}$	the indicator of assigning job i to worker j .

Table 1: A brief overview of notation.

3.2 Fairness notions

In a two-sided market, the platform often makes efforts to provide better services for end-users, although there might be some trade-offs between both sides. We can define the terms Customer-Care and Worker-Care to distinguish the efforts invested on both sides. In the case of ride-sharing platforms, Customer-Care is set directly to be the sum of Customer-Utility, as in (3) and we always expect to maximise Customer-Care.

$$\text{Customer-Care} := - \sum_{i \in \mathcal{C}_t} \sum_{j \in \mathcal{D}^{A_t=1}} M_t^{(i,j)} \times d_t^{(i,j)}, \quad (3)$$

We have a detailed discussion of Worker-Care in the following text.

Intra-fairness: proportional parity of Worker-Utility: One would like to ensure that for all pairs (j_1, j_2) of workers, the difference between the return rates $U_t^{j_1} / \Lambda_t^{j_1}$ and $U_t^{j_2} / \Lambda_t^{j_2}$ is as small as possible. The pairwise differences can be evaluated in a number of ways. A large family of such measures of inequality in

a population, due to [52], is known as generalised entropy indices $\text{GE}(\alpha)$, $\alpha \in \mathbb{R}$. The earlier indices developed by [57, 58] are special cases of $\text{GE}(1)$, $\text{GE}(0)$ within this family. Another popular measure of inequality is the Gini index, for which we use the aggregate-value formulation of [43], instead of the formula from the World Bank [41], which requires probability distribution of incomes or ranking of incomes. In addition, we also compare against another, linearised notion of proportional parity, which has been proposed by [54].

In general, we denote the term representing Intra-fairness till period $t \in \mathcal{T}$ by Intra-Fair_t , and define it case-wise:

$$\left\{ \begin{array}{ll} \frac{1}{\alpha(\alpha-1)|\mathcal{D}|} \sum_{j \in \mathcal{D}} \left(\left(\frac{U_t^j}{\Lambda_t^j \times \mu_t} \right)^\alpha - 1 \right) & \text{for } \text{GE}(\alpha)_t \\ \frac{1}{|\mathcal{D}|} \sum_{j \in \mathcal{D}} \frac{U_t^j}{\Lambda_t^j \times \mu_t} \ln \frac{U_t^j}{\Lambda_t^j \times \mu_t} & \text{for } \text{GE}(1)_t \\ \frac{1}{|\mathcal{D}|} \sum_{j \in \mathcal{D}} \ln \frac{\Lambda_t^j \times \mu_t}{U_t^j} & \text{for } \text{GE}(0)_t \\ \frac{1}{2\mu_t|\mathcal{D}|^2} \sum_{j_1, j_2 \in \mathcal{D}} \left| \frac{U_t^{j_1}}{\Lambda_t^{j_1}} - \frac{U_t^{j_2}}{\Lambda_t^{j_2}} \right| & \text{for } \text{Gini}_t \\ \sum_{j \in \mathcal{D}} \left| \max_{k \in \mathcal{D}} \frac{U_t^k}{\Lambda_t^k} - \frac{U_t^j}{\Lambda_t^j} \right| & \text{for linearised,} \end{array} \right. \quad (4)$$

where $\alpha \neq 0, 1$ and $\mu_t := \frac{1}{|\mathcal{D}|} \sum_{j \in \mathcal{D}} U_t^j / \Lambda_t^j$ is the average return rate till period t . Lower Intra-fairness indicates higher equality and zero Intra-fairness means absolute equality.

Inter-fairness: gender gap of Worker-Utility: The notion of Inter-fairness requests the proportional parity of Worker-Utility among subgroups. If we pick one worker randomly from each subgroup, the difference among their return rates is as small as possible. Considering the gender earnings gap among workers, we divide the set of workers \mathcal{D} into two subgroups: $\mathcal{D}^{(f)}$ for female workers, $\mathcal{D}^{(m)}$ for male workers. So far, we have defined the set of subgroups $\mathcal{S} := \{f, m\}$ and an element of \mathcal{S} is denoted by s . Consequently, we have the average return rate for each subgroup: $\mu_t^{(s)} = \frac{1}{|\mathcal{D}^{(s)}|} \sum_{j \in \mathcal{D}^{(s)}} U_t^j / \Lambda_t^j$, for $s \in \mathcal{S}$.

An important property of the GE index allows one to decompose the overall inequality into the inequality within subgroups and the differences between subgroups [16, 45], such that

$$\text{GE}(1)_t = \underbrace{\sum_{s \in \mathcal{S}} \nu^{(s)} \omega_t^{(s)} \text{GE}(1)_t^{(s)}}_{\text{within subgroup term}} + \underbrace{\sum_{s \in \mathcal{S}} \nu^{(s)} \omega_t^{(s)} \ln \omega_t^{(s)}}_{\text{between subgroup term}}, \quad (5)$$

$$\text{GE}(0)_t = \underbrace{\sum_{s \in \mathcal{S}} \nu^{(s)} \text{GE}(0)_t^{(s)}}_{\text{within subgroup term}} + \underbrace{\sum_{s \in \mathcal{S}} \nu^{(s)} \ln \frac{1}{\omega_t^{(s)}}}_{\text{between-subgroup term}}, \quad (6)$$

where $\nu^{(s)} := \frac{|\mathcal{D}^{(s)}|}{|\mathcal{D}|}$ and $\omega_t^{(s)} := \frac{\mu_t^{(s)}}{\mu_t}$. Note that $\text{GE}(1)_t^{(s)}, \text{GE}(0)_t^{(s)}$ are $\text{GE}(1)$ and $\text{GE}(0)$ indices of subgroup s in period t but we will not use them in the

following text. The between-subgroup terms of GE(1), GE(0) indices in equations (5)-(6) can give us some ideas for defining gender gap of Worker-Utility. We gather all the above ideas with a straightforward definition to be Inter-Fair_t till period $t \in \mathcal{T}$ in (7).

$$\text{Inter-Fair}_t := \begin{cases} 1. \sum_{s \in \mathcal{S}} \nu^{(s)} \omega_t^{(s)} \ln \omega_t^{(s)} & \text{GE}(1)_t \\ 2. \sum_{s \in \mathcal{S}} \nu^{(s)} \ln \frac{1}{\omega_t^{(s)}} & \text{GE}(0)_t \\ 3. \left| \mu_t^{(f)} - \mu_t^{(m)} \right| & \end{cases} \quad (7)$$

Please note that the formula of Inter-Fair_t can easily be extended to the cases of multiple subgroups or overlapping subgroups of sensitive attributes.

4 Formulating Intra-, Inter-Fair and Customer-Care

So far, we have mentioned three objectives that we wish to maximise (Customer-Care) or minimise (Intra- and Inter-fairness). However, the three objectives are usually in conflict with each other. A natural approach to multi-objective problems utilises a convexification, e.g., a weighted sum of the objectives.

The resulting natural formulation entails selecting scalar weights $\gamma^{(1)}, \gamma^{(2)}, \gamma^{(3)}$ and minimising a convexified optimisation problem defined in formulation (8), in binary variables $M_t^{(i,j)}$, for $i \in \mathcal{C}_t, j \in \mathcal{D}$, and auxiliary variables u_t^j , for $j \in \mathcal{D}$. The input of formulation (8) in period t is composed of $d_t^{(i,j)}$, for $i \in \mathcal{C}_t, j \in \mathcal{D}$; A_t^j , pay_t^i , for $i \in \mathcal{C}_t$; U_{t-1}^j , Λ_t^j , for $j \in \mathcal{D}$; $|\mathcal{D}^{(s)}|$, for $s \in \mathcal{S}$; and $\gamma^{(1)}, \gamma^{(2)}, \gamma^{(3)}$.

$$\min_{M_t^{(i,j)}, u_t^j} \gamma^{(1)} \text{Intra-Fair} + \gamma^{(2)} \text{Inter-Fair} - \gamma^{(3)} \text{Customer-Care}$$

$$\text{s.t.} \quad \sum_{i \in \mathcal{C}_t} M_t^{(i,j)} \left(\text{pay}_t^i - d_t^{(i,j)} \right) = u_t^j, \quad j \in \mathcal{D}^{A_t=1} \quad (8a)$$

$$0 = u_t^j, \quad j \in \mathcal{D}^{A_t=0} \quad (8b)$$

$$A_t^j - \sum_{i \in \mathcal{C}_t} M_t^{(i,j)} \geq 0, \quad j \in \mathcal{D} \quad (8c)$$

$$\sum_{j \in \mathcal{D}} M_t^{(i,j)} = 1, \quad i \in \mathcal{C}_t \quad (8d)$$

$$M_t^{(i,j)} \in \{0, 1\}, \quad i \in \mathcal{C}_t, \quad j \in \mathcal{D} \quad (8e)$$

Apparently, formulation (8) is a mixed-integer quadratic problem. In general, mixed-integer quadratic problems are NP-Hard to solve, but in this particular case, one can utilise an augmented Lagrangian relaxation that can be solved efficiently.

4.1 Hidden convexity

There has been much work on “hidden convexity” [4,9,65], i.e., non-convex optimization problems that are solvable in polynomial time, often by reformulating them as convex optimization problems. Let us recall two textbook examples of hidden convexity, before we show how to reformulate Formulation (8) such that the hidden convexity becomes apparent. First, consider the search for a shortest path in a digraph. In the most common formulation [55, Eq. (1–4)], variables x_{ij} are restricted to binary values, making the the feasible set apparently non-convex. There is, however, convexity hidden in the fact that every basic optimal solution of the linear programming relaxation $0 \leq x_{ij} \leq 1$ (when one exists) has all variables equal to 0 or 1, and variables whose values are equal to 1 correspond to an a directed path from s to t . Next, consider the example $\max x$ s.t. $x^2 + y^2 = 1$ of [4]. The feasible set is a circle, which is non-convex, unlike the disc. At the same time, it is easy to see that the variable y is redundant. We can reformulate the problem to $\max x$ s.t. $0 \leq x \leq 1$ and it becomes clear the solution is $x = 1, y = 0$. This, in effect, “solves away” the non-convex constraint. Similar techniques [9, Section 2] can be applied to indefinite quadratically-constrained problems more broadly.

Returning to our setting, we can formulate the so-called Augmented Lagrangian relaxation of linear equality constraints in (8a,8b,8d,8e) by considering their squared violations. For constraints (8a,8b,8d), their squared violations are straightforward to formulate. For instance, the violation of constraint (8b) is $(0 - u_t^j)^2, j \in \mathcal{D}^{A_t=0}$. As in [47], we can consider the violations squared in the objective with positive multipliers $\phi_j^{(1)}, \phi_j^{(2)}, \phi_i^{(3)}$ for the violation squared of constraints 8a, and 8b, and 8d, respectively. By making the multipliers larger, we penalise constraint violations more severely, thereby forcing the minimiser of the objective with quadratic penalty terms closer to the feasible region for the constrained problem. For integrality constraints $M_t^{(i,j)} \in \{0, 1\}$ in (8d), one may consider replacing it with a new constraint:

$$M_t^{(i,j)} (M_t^{(i,j)} - 1) = 0. \quad (9)$$

and bring it to the objective with a multiplier $\phi_{i,j}^{(4)}$, while one can also limit

$M_t^{(i,j)}$ to be non-negative. The resulting formulation:

$$\begin{aligned}
& \min_{M_t^{(i,j)}, u_t^j} \gamma^{(1)} \text{ Intra-Fair} + \gamma^{(2)} \text{ Inter-Fair} - \gamma^{(3)} \text{ Customer-Care} \\
& + \sum_{j \in \mathcal{D}^{A_t=1}} \phi_j^{(1)} \left(\sum_{i \in \mathcal{C}_t} M_t^{(i,j)} \left(\text{pay}_t^i - d_t^{(i,j)} \right) - u_t^j \right)^2 + \sum_{j \in \mathcal{D}^{A_t=0}} \phi_j^{(2)} \left(u_t^j \right)^2 \\
& + \sum_{i \in \mathcal{C}_t} \phi_i^{(3)} \left(\sum_{j \in \mathcal{D}} M_t^{(i,j)} - 1 \right)^2 + \sum_{i \in \mathcal{C}_t} \sum_{j \in \mathcal{D}} \phi_{i,j}^{(4)} M_t^{(i,j)} \left(M_t^{(i,j)} - 1 \right) \\
\text{s.t.} \quad & A_t^j - \sum_{i \in \mathcal{C}_t} M_t^{(i,j)} \geq 0, \quad j \in \mathcal{D}; \\
& M_t^{(i,j)} \geq 0, \quad i \in \mathcal{C}_t, \quad j \in \mathcal{D};
\end{aligned} \tag{10}$$

utilises continuous variables $M_t^{(i,j)}$, for $i \in \mathcal{C}_t, j \in \mathcal{D}$ and u_t^j , for $j \in \mathcal{D}$ and for each period t , while the input of the formulation is the same as that of the natural formulation (8). This turns out to be rather an interesting, non-trivial example of hidden convexity.

In particular, one can optimise over the non-convex augmented Lagrangian relaxation (10) to any fixed precision in polynomial time. Formally, for any $\epsilon > 0$, one can approximate the solution of the non-convex non-linear optimisation problem in (10) to ϵ precision on the Turing machine in time polynomial in the dimension. The proof follows from Theorem 2 of [47] and Theorems 5.1 and 5.2 of [48]. In particular, (10) plays the role of the equivalent problem P_E in (10) and we can approximate the semidefinite programming (SDP) relaxation B3 of [47] to any fixed precision in polynomial time, following the reasoning of Remark 5.1 of [48]. Notice that without considering the details of the bit-complexity of the representation of the solution, one could apply standard convergence analyses of primal-dual interior point methods for SDP bound B3 of Theorem 2 of [47], instead of the results of [48]. One could also consider time-varying extensions [7, 8], although this is outside of the scope of the present draft.

5 Experiments

Experimentally, we set out to answer these questions:

- Q1. What combination of the individual measures of Intra- and Inter-fairness in an objective function of the market-clearing mechanism works the best, with respect to the individual measures of Intra- and Inter-fairness?
- Q2. What is the trade-off between the Intra- and Inter-fairness?

In the Section of Supporting information, we also address other questions, such as: Can the proposed market-clearing mechanism be implemented efficiently? How stable is the trade-off in cross-validation? To answer these questions, we have implemented:

- the augmented Lagrangian formulation (10) using `tssos` library¹ of Wang et al [60, 61]. For reference, we have also implemented the non-convex version using IBM CPLEX Optimizer Python API (CPLEX).
- the natural formulation (8) in two modelling frameworks: IBM CPLEX Optimizer Python API and IBM Decision Optimisation CPLEX Optimizer API for Python (DOcplex).

Subsequently, we used:

- IBM CPLEX Optimizer as Mixed Integer Linear Programming (MILP) solver via its native API. This provides global optima of (8), but in the worst case, in exponential time.
- IBM CP Optimizer as a Constraint Programming (CP) solver via DOcplex. This does not provide guarantees of global optimality.
- SDPA as an SDP solver via the `tssos` library. This provides global optima of (10) in the worst case in polynomial time, as discussed in Section 4.1. As the degrees of objective and constraints in (10) are less than or equal to 2, we used the first order of the correlative and term sparsity exploiting moment/SOS (CS-TSSOS) hierarchy [60].

We include the comparison of runtime across the three solvers and two formulations in the Section of Supporting information, which shows that the augmented Lagrangian relaxation does improve the runtime, compared with the exponential-time algorithms of [54] for optimising Proportional Fairness.

We tested the methods on a subset of the well-known 2018 Yellow Taxi Trip Dataset², which were collected and provided to the NYC Taxi and Limousine Commission (TLC) by technology providers authorised under the Taxicab & Livery Passenger Enhancement Programs (TPEP/LPEP). This dataset includes fields capturing pick-up and drop-off dates/times, pick-up and drop-off locations, trip distances, itemised fares, rate types, payment types, and driver-reported passenger counts. While the dataset is large, the matching of jobs (rides) to workers (drivers) is typically run frequently, for small batches of jobs (rides) and workers (drivers). Indeed: making the batches larger would leave both customers and workers to wait longer for their matches. Even during rush hours, it may be preferable to narrow down the search area (to a few closest drivers) and utilise the same small batch sizes. Therefore, we have run a repeated k -fold cross-validation with randomly chosen batches of jobs from the dataset. (See Section 5.2 and Section of Supporting information for more details.)

To formalise each batch, suppose that there are 10 jobs in period t , i.e., $\mathcal{C}_t = \{i_0, \dots, i_9\}$. We have 20 workers in the system in total, i.e., $\mathcal{D} = \{j_0, \dots, j_{19}\}$, half of which j_2, j_4, \dots, j_{18} are females. Hence, $|\mathcal{D}| = 20, |\mathcal{D}^{(f)}| = |\mathcal{D}^{(m)}| = 10$.

¹<https://github.com/wangjie212/TSSOS>

²<https://data.cityofnewyork.us/Transportation/2018-Yellow-Taxi-Trip-Data/t29m-gskq> under licence at <http://www1.nyc.gov/home/terms-of-use.page>

All workers are all available in period t , thus $A_t^j = 1$, for $j \in \mathcal{D}$. For simplicity, we assume in period t all workers are new to the system, hence their accumulated utility U_{t-1}^j and accumulated active time Λ_{t-1}^j are zero. We define the maximal return rate til period $t - 1$ as $m_{t-1} := \max_{k \in \mathcal{D}} U_{t-1}^k / \Lambda_{t-1}^k$. The values of $\text{pay}_t^i, i \in \mathcal{C}_t$ correspond to the trip distances within the batch of jobs. The values of $d_t^{(i,j)}, i \in \mathcal{C}_t, j \in \mathcal{D}$ are uniform random variables from the interval of $[0, 0.5]$. $\phi_j^{(1)}, \phi_i^{(2)}$ are both set to 10 in following experiments so that the optimum of augmented Lagrangian relaxation in (10) can be reached. We do not consider Customer-Care in experiments focusing on the trade-off between notions of fairness and set $\gamma^{(3)}$ to 0 in all formulations.

5.1 A comparison of the fairness notions (Q1)

To answer Q1, notice that we have three types of Inter-fairness in (7), which are called Inter 1, ..., Inter 3, and five types of Intra-fairness in (4), which are called Intra 1, ..., Intra 5. We can optimise with respect to a combination of these and evaluate the Optimiser with respect to any of these fairness measures *post hoc*. To reduce the number of comparisons to be made, but to preserve comparability with the results of [54], who minimise Intra 5 without considering Inter-fairness, we use Intra 5 in the objective throughout, possibly combined with Inter 1, Inter 2 or Inter 3 with equal weights. In this way, we obtain four explicit formulations: Intra 5 + Inter 1, Intra 5 + Inter 2, Intra 5 + Inter 3, and ‘‘Sühr et al. 2019’’, where $\gamma^{(2)} = 0$ and $\gamma^{(1)} = 1$.

In Fig 1, we compare the four formulations, as suggested by four different colours, in terms of the mean values of Intra 2 ($\text{GE}(1)_t$), Intra 3 ($\text{GE}(0)_t$), Intra 4 (Gini_t), and Inter 1, Inter 2, Inter 3 for 30 runs, as suggested by the bars. The four formulations are implemented for 5 trials (4×5 runs in total) in IBM[®] Decision Optimisation CPLEX Optimizer Modelling for Python (DOcplex), with the different batch of jobs randomly chosen from the dataset and different $d_t^{(i,j)}$ for each trial. Although a batch is to match 10 jobs to 20 workers throughout the paper, the experiments in Fig 1 use 5 jobs and 10 workers for each batch. Each experiment gives a matching of workers and jobs, from which we can calculate the values of Intra 2 ($\text{GE}(1)_t$), Intra 3 ($\text{GE}(0)_t$), Intra 4 (Gini_t), and Inter 1, Inter 2, Inter 3 for each implementation. The black vertical line on top of each bar suggests the mean \pm one standard deviation.

In terms of Intra-fairness, we included Intra 5 in the objective throughout, and the results are comparable across all four formulations and all three measures of Intra-fairness used in the evaluation. In terms of Inter-fairness, however, we show that including the Inter-fairness in the objective, improves the Inter 1, Inter 2, Inter 3 measures of Inter-fairness, without a detrimental impact on the Intra-fairness. The minimisation of a combination of Intra- and Inter-fairness, especially Intra 5 + Inter 3, significantly decreases Inter-fairness, does not lower measures of Intra-fairness as ‘‘Sühr et al. 2019’’.

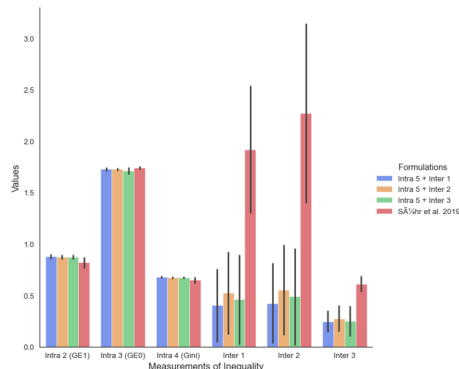


Fig 1: Experimental results of four formulations implemented for 5 trials (4×5 runs in total), in DOcplex, with different batch of jobs from NYC taxi dataset and different $d_t^{(i,j)}$ for each trial. The mean values of six indices for the 20 implementations are denoted as bars, while the black vertical line on top of each bar denotes the mean \pm one standard deviation.

5.2 A trade-off between Intra- & Inter-Fair (Q2)

To answer Q2, notice that Intra-, Inter-Fair, and Customer-Care objectives are in conflict, but we can trace the set of Pareto optimal solutions. Pareto optimal solutions provide an optimal trade-off between multiple objectives, in the sense that it is not possible to improve one objective without detriment to another objectives. The set of all Pareto optimal solutions is known as the Pareto front.

Here, we focus on the trade-off between Intra- and Inter-Fair, while the same procedures can be extended to Customer-Care too (see [53, 64]). For the formulation “Intra 5 + Inter 1”, the value of $\gamma^{(1)}$ is uniformly sampled from $[0.5, 0.9]$ with the interval of 0.1 and $\gamma^{(2)}$ is set to be $1 - \gamma^{(1)}$. Note that the term “(L)” in the legend shows that we use the augmented Lagrangian formulation (10) instead of the natural formulation (8) for implementation. In “Sühr et al. 2019”, we take $\gamma^{(1)} = 1, \gamma^{(2)} = 0$. We implement each formulation for 25 trials (25×2 runs in total), with a batch of jobs chosen randomly from the dataset being the same within a single trial.

In Fig 2, we present the results of each run using `tssos` with one dot. For each run, we calculate the values of Intra 2, ..., Intra 4 and Inter 1, ..., Inter 3 from the results *post hoc*. We use the results to position the dots in the corresponding subplots. The results of “Sühr et al. 2019 (L)” [54], which are shown in red dots, are overwhelmingly dominated by the results of our formulation Intra 5 + Inter 3 (L), which are shown by green dots. Correspondingly, Pareto front, which is shown by a black curve, is composed mostly of results of Intra 5 + Inter 3 (L). While the results should not be particularly surprising, it suggests that Inter-fairness can be included in the objective without any harm in terms of Intra-fairness.

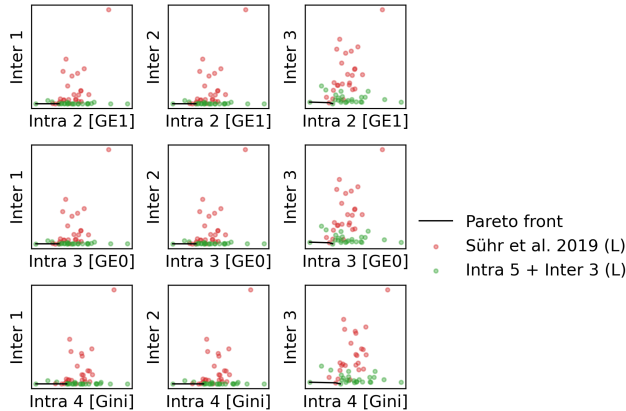


Fig 2: An illustration of the trade-off between Intra- and Inter-fairness in a single trial. The position of each dot represents the value of Intra- and Inter-fairness from one experiment using the implementation of the augmented Lagrangian formulation (10) in `tssos`. Red dots suggest the use of $\gamma^{(1)} = 1, \gamma^{(2)} = 0$, as in [54]. Green dots suggest the use of Intra 5 + Inter 3 (L). The Pareto front is shown by a black curve. See the Section of Supporting information for further details.

Robustness analysis Each batch contains 10 jobs and 20 workers. This would be enough for the matching of jobs (rides) to workers (drivers), which typically runs frequently for small batches. There might be concerns about i) whether different combinations of (γ_1, γ_2) would result in irreconcilable performance and ii) whether the batch of jobs can be representative of the behaviour on the Yellow Taxi Trip Dataset. We have hence performed Intra 5 + Inter 3 (L) for 250 trials, where in each trial, a new batch of jobs is sampled from the Yellow Taxi Trip Dataset as described above, and the tuple (γ_1, γ_2) for this formulation was uniformly chosen from the five combinations $(0.5, 0.5), (0.6, 0.4), \dots, (0.9, 0.1)$. In Fig 3, we present every pair of trade-off between Intra- and Inter-fairness, from the 250 trials, by a 3×3 plot. In each subplot, a dot represents the values of the corresponding Intra- and Inter-fairness of one trial. The histograms on the top and the right sides show the distribution of this pair of Intra- and Inter-fairness among the 250 trials. The concentration of all pairs of trade-offs implies the robustness of our formulation.

5.3 Runtime

In Fig 4, we compare the runtime of formulations of [54] and our method (Intra 5 + Inter 3) in CP Optimizer (CP), CPLEX (MILP), and `tssos` (SDP), with or without augmented Lagrangian relaxation, respectively. We use \triangle and ∇ markers to distinguish between the original formulation in (8) and its Lagrangian variant of (10) (suggested by “(L)”). We use green and red colours

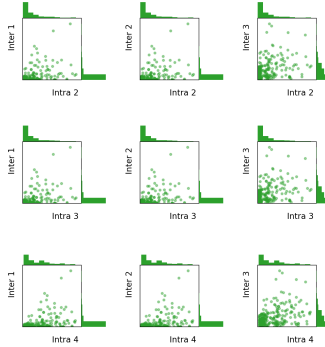


Fig 3: All pairs of trade-offs between Intra- and Inter-fairness from 250 trials of formulation Intra 5 + Inter 3 (L). Each trial uses distinct batch of jobs and its parameters (γ_1, γ_2) uniformly vary from $(0.5, 0.5)$ to $(0.9, 0.1)$ with the interval of 0.1. Each dot in a subplot represents the values of the corresponding Intra- and Inter-fairness measured *post hoc* for the result of one trial. The histograms on the top and the right sides show the distribution of the Intra- and Inter-fairness among the 250 trials, respectively.

to differentiate between the formulation in [54] and Intra 5 + Inter 3. Solvers are separated by different shades of colours. The subplots on the right give the overview of the runtime of all formulations and all solvers, against the number of variables. Alongside the mean across 5 runs presented by a curve, there is a shaded error band at mean ± 1 standard deviations. The subplots on the left give a zoom-in effect of the right ones, without shaded error bands.

6 Conclusions

We have introduced the notion of Inter-fairness across subgroups in a two-sided market, in addition to Intra-subgroup fairness, among individuals within a subgroup. We have explored the trade-off between Intra-group and Inter-group fairness on the example of a ride-hailing using the Yellow Taxi Trip Dataset. Furthermore, we have shown that considering both objectives at the same time is possible within the market-clearing, and leads to an efficiently approximable non-convex augmented Lagrangian formulation. Our implementation is available online ³. We have presented promising computational results for several numerical routines; an approach considering a convex combination of objectives Intra 5 and Inter 3 seemed particularly promising.

We hope that the notion, the insights, and algorithms may be applicable across a range of two-sided markets, such as online labour platforms and college admissions, and perhaps extended to a comprehensive framework for multiple

³<https://github.com/Quan-Zhou/Fairness-in-Two-Sided-Markets>

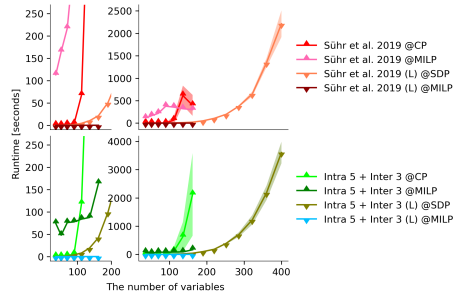


Fig 4: The runtime of formulations “Sühr et al. 2019” and our method Intra 5 + Inter 3 using CP Optimizer (CP), CPLEX (MILP), and an SDP solver (SDPA), with or without augmented Lagrangian relaxation, respectively. The four types of red curves denote the runtime of formulation “Sühr et al. 2019” (with \triangle markers) and its Lagrangian variant (with ∇ markers) against the number of variables. The four types of green curves denote that of formulations Intra 5 + Inter 3 and its variant. Subplots on the right present the mean runtime and mean \pm one standard deviations across 5 runs by curves with shaded error bands. The subplots on the left give a zoom-in effect of the right ones, without shaded error bands.

fairness criteria, such as the fairness resolution model in [2] and the permutation testing framework in [18]. One could consider robust [37, 63] extensions or combining with localisation of Pareto-optimal equilibrium points [42, 50]. One could also consider finite-horizon properties of the trajectory of solutions of (10) using recent results [8] on time-varying semidefinite programming. Finally, one could also ask numerous questions [25] in relation to the long-run behaviour of such systems, whose answers may be based on recent work on the ergodic control of ensembles [21, 35]. Overall, we imagine that this may contribute towards a theoretical foundation for the study of fairness in two-sided markets.

References

- [1] Himan Abdollahpouri, Gediminas Adomavicius, Robin Burke, Ido Guy, Dietmar Jannach, Toshihiro Kamishima, Jan Krasnodebski, and Luiz Pizzato. Multistakeholder recommendation: Survey and research directions. *User Modeling and User-Adapted Interaction*, 30(1):127–158, 2020.
- [2] Pranjal Awasthi, Corinna Cortes, Yishay Mansour, and Mehryar Mohri. Beyond individual and group fairness. *arXiv preprint arXiv:2008.09490*, 2020.
- [3] Haris Aziz, Péter Biró, and Makoto Yokoo. Matching market design with constraints. *Proceedings of the AAAI Conference on Artificial Intelligence*, 36:12308–12316, Jun. 2022.

- [4] Jorn Baayen and Jakub Marecek. Mixed-integer path-stable optimisation, with applications in model-predictive control of water systems. *arXiv preprint arXiv:2001.08121*, 2020.
- [5] Mariagiovanna Baccara, SangMok Lee, and Leeat Yariv. Optimal dynamic matching. *Theoretical Economics*, 15(3):1221–1278, 2020.
- [6] Brhmie Balam, Josie Warden, and Fabian Wallace-Stephens. Good gigs: A fairer future for the uk’s gig economy. *London: RSA*, 2017.
- [7] Antonio Bellon, Mareike Dressler, Vyacheslav Kungurtsev, Jakub Marecek, and André Uschmajew. Time-varying semidefinite programming: Path following a burer–monteiro factorization. *arXiv preprint arXiv:2210.08387*, submitted, 2022.
- [8] Antonio Bellon, Didier Henrion, Vyacheslav Kungurtsev, and Jakub Marecek. Time-varying semidefinite programming: Geometry of the trajectory of solutions. *arXiv preprint arXiv:2104.05445*, submitted, 2021.
- [9] Aharon Ben-Tal and Marc Teboulle. Hidden convexity in some nonconvex quadratically constrained quadratic programming. *Mathematical Programming*, 72(1):51–63, 1996.
- [10] Marianne Bertrand, Claudia Goldin, and Lawrence F Katz. Dynamics of the gender gap for young professionals in the financial and corporate sectors. *American economic journal: applied economics*, 2(3):228–55, 2010.
- [11] Arpita Biswas, Gourab K Patro, Niloy Ganguly, Krishna P Gummadi, and Abhijnan Chakraborty. Toward fair recommendation in two-sided platforms. *ACM Transactions on the Web (TWEB)*, 16(2):1–34, 2021.
- [12] Eszter Bokányi and Anikó Hannák. Understanding inequalities in ride-hailing services through simulations. *Scientific reports*, 10(1):1–11, 2020.
- [13] Semih Cayci, Swati Gupta, and Atilla Eryilmaz. Group-fair online allocation in continuous time. In H. Larochelle, M. Ranzato, R. Hadsell, M. F. Balcan, and H. Lin, editors, *Advances in Neural Information Processing Systems*, volume 33, pages 13750–13761. Curran Associates, Inc., 2020.
- [14] Sarah H Cen and Devavrat Shah. Regret, stability & fairness in matching markets with bandit learners. In *International Conference on Artificial Intelligence and Statistics*, pages 8938–8968. PMLR, 2022.
- [15] Cody Cook, Rebecca Diamond, Jonathan Hall, John A List, and Paul Oyer. The gender earnings gap in the gig economy: Evidence from over a million rideshare drivers. Technical report, National Bureau of Economic Research, 2018.

- [16] Rita Neves Costa, Sébastien Pérez-Duarte, et al. Not all inequality measures were created equal—the measurement of wealth inequality, its decompositions, and an application to European household wealth. Technical report, European Central Bank, 2019.
- [17] Eustasio del Barrio, Paula Gordaliza, and Jean-Michel Loubes. Review of mathematical frameworks for fairness in machine learning. *arXiv preprint arXiv:2005.13755*, 2020.
- [18] Cyrus DiCiccio, Sriram Vasudevan, Kinjal Basu, Krishnaram Kenthapadi, and Deepak Agarwal. Evaluating fairness using permutation tests. In *Proceedings of the 26th ACM SIGKDD International Conference on Knowledge Discovery & Data Mining*, pages 1467–1477, 2020.
- [19] Cynthia Dwork, Moritz Hardt, Toniann Pitassi, Omer Reingold, and Richard Zemel. Fairness through awareness. In *Proceedings of the 3rd innovations in theoretical computer science conference*, pages 214–226, 2012.
- [20] Diana Farrell and Fiona Greig. Paychecks, payday, and the online platform economy. In *Proceedings. Annual Conference on Taxation and Minutes of the Annual Meeting of the National Tax Association*, volume 109, pages 1–40. JSTOR, 2016.
- [21] Andre R Fioravanti, Jakub Marecek, Robert N Shorten, Matheus Souza, and Fabian R Wirth. On the ergodic control of ensembles. *Automatica*, 108:108483, 2019.
- [22] David García-Soriano and Francesco Bonchi. Maxmin-fair ranking: individual fairness under group-fairness constraints. In *Proceedings of the 27th ACM SIGKDD Conference on Knowledge Discovery & Data Mining*, pages 436–446, 2021.
- [23] Catherine C Giapponi and Sharlene A McEvoy. The legal, ethical, and strategic implications of gender discrimination in compensation: Can the fair pay act succeed where the equal pay act has failed? *Journal of Individual Employment Rights*, 12(2), 2005.
- [24] Paula Gordaliza and Hristo Inouzhe. Making data fair through optimal trimmed matching. In *International Conference on Soft Methods in Probability and Statistics*, pages 194–199. Springer, 2023.
- [25] Wynita M Griggs, Ramen Ghosh, Jakub Marecek, and Robert N Shorten. Unique ergodicity in the interconnections of ensembles with applications to two-sided markets. *arXiv preprint 2104.14858*, 2021.
- [26] Moritz Hardt, Eric Price, and Nati Srebro. Equality of opportunity in supervised learning. *Advances in neural information processing systems*, 29, 2016.

- [27] Ming Hu and Yun Zhou. Dynamic type matching. *Manufacturing & Service Operations Management*, 24(1):125–142, 2021.
- [28] Abigail Hunt and Emma Samman. Gender and the gig economy. Technical report, ODI Working Paper 546, 2019.
- [29] Jagan Jacob and Ricky Roet-Green. Ride solo or pool: Designing price-service menus for a ride-sharing platform. *European Journal of Operational Research*, 295(3):1008–1024, 2021.
- [30] Gareth James, Daniela Witten, Trevor Hastie, and Robert Tibshirani. *An introduction to statistical learning*, volume 112. Springer, 2013.
- [31] Janelle Jones. 5 facts about the state of the gender pay gap. [EB/OL], 2021. <https://blog.dol.gov/2021/03/19/5-facts-about-the-state-of-the-gender-pay-gap>.
- [32] Yuichiro Kamada and Fuhito Kojima. Fair matching under constraints: Theory and applications. *Rev. Econ. Stud.*, 2019.
- [33] Vasiliki Kostami, Dimitris Kostamis, and Serhan Ziya. Pricing and capacity allocation for shared services. *Manufacturing & Service Operations Management*, 19(2):230–245, 2017.
- [34] Max Kuhn, Kjell Johnson, et al. *Applied predictive modeling*, volume 26. Springer, 2013.
- [35] Vyacheslav Kungurtsev, Jakub Marecek, Ramen Ghosh, and Robert N Shorten. On the ergodic control of ensembles in the presence of non-linear filters. *Automatica*, to appear, 2023. arXiv preprint arXiv:2112.06767.
- [36] Matt J Kusner, Joshua Loftus, Chris Russell, and Ricardo Silva. Counterfactual fairness. In *Advances in Neural Information Processing Systems*, pages 4066–4076, 2017.
- [37] Preethi Lahoti, Alex Beutel, Jilin Chen, Kang Lee, Flavien Prost, Nithum Thain, Xuezhi Wang, and Ed Chi. Fairness without demographics through adversarially reweighted learning. In H. Larochelle, M. Ranzato, R. Hadsell, M. F. Balcan, and H. Lin, editors, *Advances in Neural Information Processing Systems*, volume 33, pages 728–740. Curran Associates, Inc., 2020.
- [38] Nixie S Lesmana, Xuan Zhang, and Xiaohui Bei. Balancing efficiency and fairness in on-demand ridesourcing. *Advances in Neural Information Processing Systems*, 32, 2019.
- [39] Chen Liang, Yili Hong, Bin Gu, and Jing Peng. Gender wage gap in online gig economy and gender differences in job preferences. *NET Institute Working Paper No. 18-03; available at SSRN 3266249*, 2018.

- [40] Masoud Mansoury. Fairness-aware recommendation in multi-sided platforms. In *Proceedings of the 14th ACM International Conference on Web Search and Data Mining*, pages 1117–1118, 2021.
- [41] Branko Milanovic and Shlomo Yitzhaki. *Decomposing world income distribution: Does the world have a middle class?* The World Bank, 2001.
- [42] Mohammadali Saniee Monfared, Sayyed Ehsan Monabbati, and Atefeh Rajabi Kafshgar. Pareto-optimal equilibrium points in non-cooperative multi-objective optimization problems. *Expert Systems with Applications*, 178:114995, 2021.
- [43] Dilip Mookherjee and Anthony Shorrocks. A decomposition analysis of the trend in uk income inequality. *The Economic Journal*, 92(368):886–902, 1982.
- [44] Marco Morik, Ashudeep Singh, Jessica Hong, and Thorsten Joachims. Controlling fairness and bias in dynamic learning-to-rank. In *Proceedings of the 43rd International ACM SIGIR Conference on Research and Development in Information Retrieval, SIGIR '20*, page 429–438, New York, NY, USA, 2020. Association for Computing Machinery.
- [45] Stéphane Mussard, Françoise Seyte, and Michel Terraza. Decomposition of gini and the generalized entropy inequality measures. *Economics Bulletin*, 4(7):1–6, 2003.
- [46] Gourab K Patro, Arpita Biswas, Niloy Ganguly, Krishna P Gummadi, and Abhijnan Chakraborty. Fairrec: Two-sided fairness for personalized recommendations in two-sided platforms. In *Proceedings of The Web Conference 2020*, pages 1194–1204, 2020.
- [47] Svatopluk Poljak, Franz Rendl, and Henry Wolkowicz. A recipe for semidefinite relaxation for $(0, 1)$ -quadratic programming. *Journal of Global Optimization*, 7(1):51–73, 1995.
- [48] Lorant Porkolab and Leonid Khachiyan. On the complexity of semidefinite programs. *Journal of Global Optimization*, 10(4):351–365, 1997.
- [49] Jean-Charles Rochet and Jean Tirole. Defining two-sided markets. Technical report, Discussion paper, 2004.
- [50] Diederik M Roijers, Willem Röpke, Ann Nowé, and Roxana Rădulescu. On following pareto-optimal policies in multi-objective planning and reinforcement learning. In *Proceedings of the Multi-Objective Decision Making (MODeM) Workshop*, pages 1–1, 2021.
- [51] Saeed Sharifi-Malvajerdi, Michael Kearns, and Aaron Roth. Average individual fairness: Algorithms, generalization and experiments. In *Advances in Neural Information Processing Systems*, pages 8240–8249, 2019.

- [52] Anthony F Shorrocks. The class of additively decomposable inequality measures. *Econometrica: Journal of the Econometric Society*, pages 613–625, 1980.
- [53] Till Speicher, Hoda Heidari, Nina Grgic-Hlaca, Krishna P Gummadi, Adish Singla, Adrian Weller, and Muhammad Bilal Zafar. A unified approach to quantifying algorithmic unfairness: Measuring individual & group unfairness via inequality indices. In *Proceedings of the 24th ACM SIGKDD International Conference on Knowledge Discovery & Data Mining*, pages 2239–2248, 2018.
- [54] Tom Sühr, Asia J Biega, Meike Zehlike, Krishna P Gummadi, and Abhijnan Chakraborty. Two-sided fairness for repeated matchings in two-sided markets: A case study of a ride-hailing platform. In *Proceedings of the 25th ACM SIGKDD International Conference on Knowledge Discovery & Data Mining*, pages 3082–3092, 2019.
- [55] Leonardo Taccari. Integer programming formulations for the elementary shortest path problem. *European Journal of Operational Research*, 252(1):122–130, 2016.
- [56] Yanli Tang, Pengfei Guo, Christopher S Tang, and Yulan Wang. Gender-related operational issues arising from on-demand ride-hailing platforms: Safety concerns and system configuration. *Production and Operations Management*, 30:3481–3496, 2021.
- [57] Henri Theil. The measurement of inequality by components of income. *Economics Letters*, 2(2):197–199, 1979.
- [58] Henri Theil. World income inequality and its components. *Economics Letters*, 2(1):99–102, 1979.
- [59] Niels Van Doorn. Platform labor: on the gendered and racialized exploitation of low-income service work in the ‘on-demand’ economy. *Information, Communication & Society*, 20(6):898–914, 2017.
- [60] Jie Wang, Victor Magron, Jean B Lasserre, and Ngoc Hoang Anh Mai. Cs-tssos: Correlative and term sparsity for large-scale polynomial optimization. *ACM Transactions on Mathematical Software*, 48(4):1–26, 2022.
- [61] Jie Wang, Victor Magron, and Jean-Bernard Lasserre. Chordal-tssos: a moment-sos hierarchy that exploits term sparsity with chordal extension. *SIAM Journal on optimization*, 31(1):114, 2021.
- [62] Lequn Wang and Thorsten Joachims. User fairness, item fairness, and diversity for rankings in two-sided markets. In *Proceedings of the 2021 ACM SIGIR International Conference on Theory of Information Retrieval*, pages 23–41, 2021.

- [63] Serena Wang, Wenshuo Guo, Harikrishna Narasimhan, Andrew Cotter, Maya Gupta, and Michael Jordan. Robust optimization for fairness with noisy protected groups. In H. Larochelle, M. Ranzato, R. Hadsell, M. F. Balcan, and H. Lin, editors, *Advances in Neural Information Processing Systems*, volume 33, pages 5190–5203. Curran Associates, Inc., 2020.
- [64] Michael Wick, Jean-Baptiste Tristan, et al. Unlocking fairness: a trade-off revisited. *Advances in neural information processing systems*, 32, 2019.
- [65] Zhi-You Wu, Duan Li, Lian-Sheng Zhang, and XM Yang. Peeling off a nonconvex cover of an actual convex problem: hidden convexity. *SIAM Journal on Optimization*, 18(2):507–536, 2007.
- [66] Forest Yang, Mouhamadou Cisse, and Sanmi Koyejo. Fairness with overlapping groups; a probabilistic perspective. In H. Larochelle, M. Ranzato, R. Hadsell, M. F. Balcan, and H. Lin, editors, *Advances in Neural Information Processing Systems*, volume 33, pages 4067–4078. Curran Associates, Inc., 2020.

Supporting information

Since each batch contains 10 jobs and 20 workers, there might be concerns about whether the batch of jobs can capture the behaviour of the whole dataset of NYC Taxi. We call it a trial if the same batch is used in all implementations. For each trial, a new batch is randomly chosen from the whole dataset.

We repeat the same experiments in Fig 2 for k-fold cross validation, which is usually performed with $k = 5$ or $k = 10$ [30, 34]. Firstly, we consider $k = 5$, such that we need to implement five fold. Fig 2 displays the result of Fold 1. Fig 5 presents the trade-off plots of the four other folds (i.e., Fold 2-5). Each dot represents one implementation of augmented-Lagrangian formulation (10) in `tssos`. Red dots denote the experiment of “Sühr et al. 2019 (L)”. Our method Intra 5 + Inter 3 (L) is denoted by green dots. The position of each dot represents the value of Intra-fairness and Inter-fairness from the experiment results. The Pareto front is shown by a black curve. The procedure is in Algorithm 1. Further, we implement another 10-fold cross validation (i.e., $k = 10$) following the same algorithm. The results of 10 new folds are presented in Fig 7.

Furthermore, we implemented the formulation Intra 5 + Inter 3 (L) ($\gamma^{(1)} = \gamma^{(2)} = 0.5$) for 100 trials with one run in each trial. In Fig 6, we give the distributions of Intra-fairness and Inter-fairness trade-off from the 100 trials. Explicitly, each green dot represents the measures of Intra-fairness and Inter-fairness of one trial. The histograms on the top and on the left side show the distribution of measures of Intra-fairness and Inter-fairness across the 100 trials. Fig 3 is a subfigure in Fig 6. See Algorithm 2.

Algorithm 1 Cross validation (5 or 10 folds)

Input: $N = 5$ or 10 (The number of folds); $|\mathcal{C}| = 10$; $|\mathcal{D}| = 20$; NYT Taxi Dataset.

Output: $N = 5$: Fold 1 in Fig 2 and the rest (Fold 2 – 5) in Fig 5.

$N = 10$: Fold 1 – 10 in Fig 7.

- 1: **for** Fold $n = 1, \dots, N$ **do**
 - 2: Randomly pick a batch of jobs from the dataset with size of $|\mathcal{C}|$.
 - 3: Implement formulation “Intra 5 + Inter 3 (L)” in (10) with parameters $\gamma^{(1)} = 0.5, 0.6, \dots, 0.9$, $\gamma^{(2)} = 1 - \gamma^{(1)}$ and $\gamma^{(3)} = 0$, for 5 trials. (5×5 runs in total)
 - 4: Implement formulation “Sühr et al. 2019 (L)” in (10) with parameters $\gamma^{(1)} = 1, \gamma^{(2)} = \gamma^{(3)} = 0$, for 25 trials. (25×1 runs in total)
 - 5: From each run, calculate measures of inequality, i.e., Intra 2 ($\text{GE}(1)_t$), Intra 3 ($\text{GE}(0)_t$), Intra 4 (Gini_t), and Inter 1, Inter 2, Inter 3.
 - 6: **end for**
 - 7: Make a 3×3 trade-off plot of every pair of Intra- and Inter-fairness for each fold.
-

Algorithm 2 Cross validation (100 folds)

Input: $N = 100$ (The number of foldss); $|\mathcal{C}| = 10$; $|\mathcal{D}| = 20$; NYT Taxi Dataset.

Output: The trade-off plots in Fig 6.

- 1: **for** Fold $n = 1, \dots, N$ **do**
 - 2: Randomly pick a batch of jobs from the dataset with size of $|\mathcal{C}|$.
 - 3: Implement formulation “Intra 5 + Inter 3 (L)” in (10) with parameters $\gamma^{(1)} = \gamma^{(2)} = 0.5$ and $\gamma^{(3)} = 0$, for 1 trial.
 - 4: From the results of this trial, calculate measures of inequality:
 - Intra-fairness: Intra 2 ($\text{GE}(1)_t$), Intra 3 ($\text{GE}(0)_t$), Intra 4 (Gini_t).
 - Inter-fairness: Inter 1, Inter 2, Inter 3.
 - 5: **end for**
 - 6: Make a single 3×3 trade-off plot of each pair of Intra- and Inter-fairness in Fig 6.
-

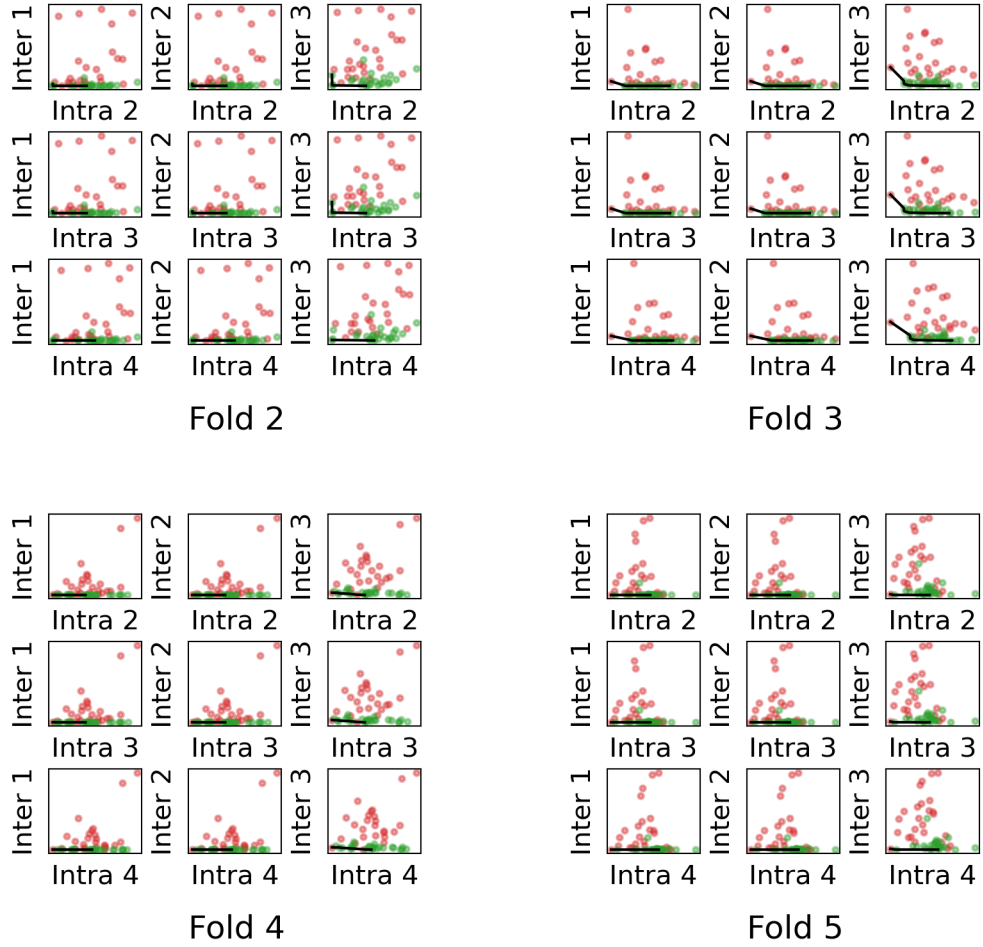


Fig 5: The trade-off between Intra- and Inter-fairness across 5 folds. Fold 1 is presented in Fig 2. Each subplot presents trade-off between a pair of Intra- and Inter-fairness with Pareto-Front. Each green dot represents one trial of the implementation of augmented Lagrangian formulation (10) in `tssos`. Red dots denote a trial of “Sühr et al. 2019 (L)”.

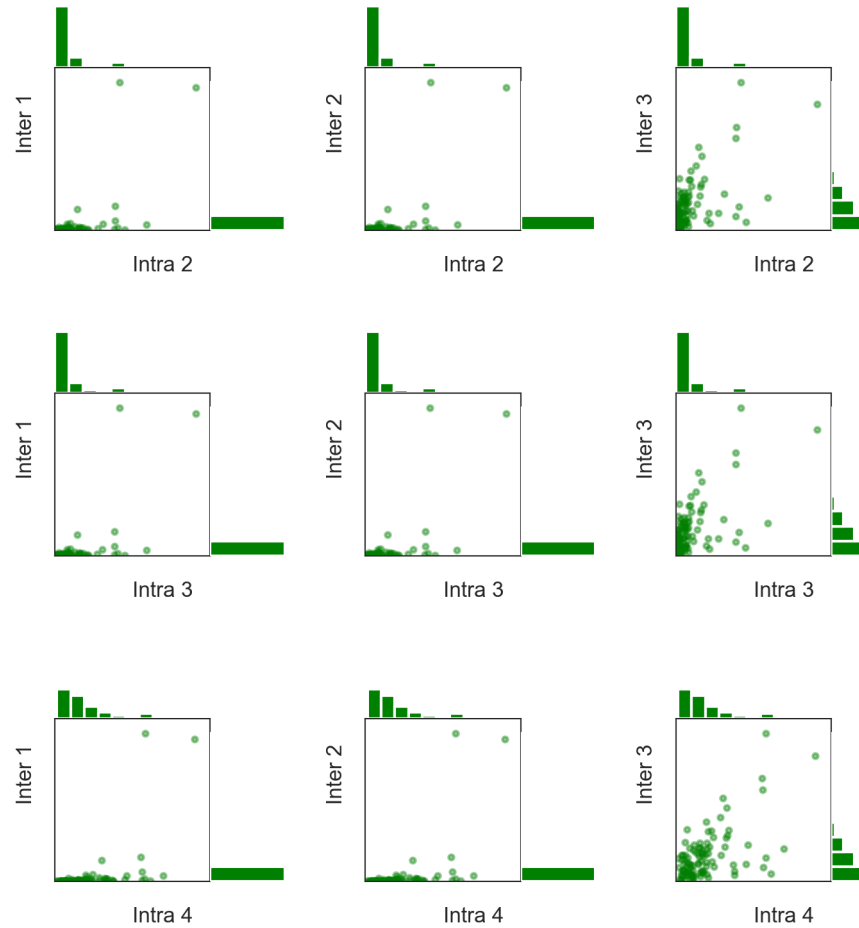


Fig 6: The distributions of Intra- and Inter-fairness trade-off from 100 trials (folds) of formulation Intra 5 + Inter 3 (L) via `tssos`. In each subplot, each dot represents the values of corresponding Intra-fairness and Inter-fairness notions of one trial. The histograms on top and on left side show the distribution of Intra-fairness and Inter-fairness of the 100 trials.



Fig 7: As an analogy to the 5-fold cross validation in Fig 5, the same implementation is repeated with 10-fold. We show the trade-off plots of 10 new trials.