

# Enterprise-Scale Search: Accelerating Inference for Sparse Extreme Multi-Label Ranking Trees

Philip A. Etter  
paetter@stanford.edu  
Stanford University  
Stanford, California, USA

Kai Zhong  
kaizhong@amazon.com  
Amazon Search  
Berkeley, California, USA

Hsiang-Fu Yu  
hsiangfu@amazon.com  
Amazon Search  
Berkeley, California, USA

Lexing Ying  
lexing@stanford.edu  
Stanford University  
Stanford, California, USA

Inderjit Dhillon  
isd@amazon.com  
Amazon Search  
Berkeley, California, USA

## ABSTRACT

Tree-based models underpin many modern semantic search engines and recommender systems due to their sub-linear inference times. In industrial applications, these models operate at extreme scales, where every bit of performance is critical. Memory constraints at extreme scales also require that models be sparse, hence tree-based models are often back-ended by sparse matrix algebra routines. However, there are currently no sparse matrix techniques specifically designed for the sparsity structure one encounters in tree-based models for extreme multi-label ranking/classification (XMR/XMC) problems. To address this issue, we present the *masked sparse chunk multiplication* (MSCM) technique, a sparse matrix technique specifically tailored to XMR trees. MSCM is easy to implement, embarrassingly parallelizable, and offers a significant performance boost to any existing tree inference pipeline at no cost. We perform a comprehensive study of MSCM applied to several different sparse inference schemes and benchmark our methods on a general purpose extreme multi-label ranking framework. We observe that MSCM gives consistently dramatic speedups across both the online and batch inference settings, single- and multi-threaded settings, and on many different tree models and datasets. To demonstrate its utility in industrial applications, we apply MSCM to an enterprise-scale semantic product search problem with 100 million products and achieve sub-millisecond latency of 0.88 ms per query on a single thread — an 8x reduction in latency over vanilla inference techniques. The MSCM technique requires absolutely no sacrifices to model accuracy as it gives exactly the same results as standard sparse matrix techniques. Therefore, we believe that MSCM will enable users of XMR trees to save a substantial amount of compute resources in their inference pipelines at very little cost. Our code is publicly available at <https://github.com/amzn/pecos>, as well as our complete benchmarks and code for reproduction at <https://github.com/UniqueUpToPermutation/pecos/tree/benchmark>.

Permission to make digital or hard copies of all or part of this work for personal or classroom use is granted without fee provided that copies are not made or distributed for profit or commercial advantage and that copies bear this notice and the full citation on the first page. Copyrights for components of this work owned by others than the author(s) must be honored. Abstracting with credit is permitted. To copy otherwise, or republish, to post on servers or to redistribute to lists, requires prior specific permission and/or a fee. Request permissions from [permissions@acm.org](mailto:permissions@acm.org).  
WWW '22, April 25–29, 2022, Virtual Event, Lyon, France

© 2022 Copyright held by the owner/author(s). Publication rights licensed to ACM.  
ACM ISBN 978-1-4503-9096-5/22/04...\$15.00  
<https://doi.org/10.1145/3485447.3511973>

## CCS CONCEPTS

• **Information systems** → **Search engine architectures and scalability.**

## KEYWORDS

Extreme multi-label classification, Extreme multi-label ranking, Efficient inference, Tree-based models, Sparse matrices

### ACM Reference Format:

Philip A. Etter, Kai Zhong, Hsiang-Fu Yu, Lexing Ying, and Inderjit Dhillon. 2022. Enterprise-Scale Search: Accelerating Inference for Sparse Extreme Multi-Label Ranking Trees. In *Proceedings of the ACM Web Conference 2022 (WWW '22)*, April 25–29, 2022, Virtual Event, Lyon, France. ACM, New York, NY, USA, 10 pages. <https://doi.org/10.1145/3485447.3511973>

## 1 INTRODUCTION

Tree-based models are the workhorse of many modern search engines and recommender systems [6, 10, 11, 13, 16, 18, 19]. Nonetheless, performing inference with these models on the scale demanded by modern applications quickly becomes intractable, requiring an unacceptable amount of compute time and memory to generate useful results. It is no surprise, then, that engineers devote a considerable amount of energy to optimizing their tree-based inference pipelines.

In the interest of pursuing tractable computation for practical applications, we dedicate this paper to examining how to make eXtreme Multi-label Ranking (XMR) and eXtreme Multi-label Classification (XMC)<sup>1</sup> more time and memory efficient. In particular, we propose herein a set of optimizations for sparse XMR tree models that can drastically accelerate inference speed.

Most XMR tree models use a form of beam search to make inference tractable; the core idea of our optimizations is to take full advantage of the sparsity structure of this beam search to improve performance. This key idea manifests in our principal contribution, *Masked Sparse Chunk Multiplication* (MSCM). MSCM is a new matrix data structure and accompanying multiplication algorithm that uses the aforementioned structured sparsity to drastically reduce unnecessary traversal and cache misses in the underlying memory. We observe that this technique can improve inference time usually anywhere from 2 to 20 times over vanilla inference.

<sup>1</sup>We consider XMC as a subset of XMR. Everything in this paper regarding XMR applies equally well to XMC.

The data structures and algorithms presented herein generalize to many different types of linear XMR tree models. In our performance benchmarks, we present an in-depth exploration of many variations of this technique implemented on top of our generic linear XMR tree implementation.

We now quickly outline this paper: in Section 2, we describe previous related work in the literature. In Section 3, we give an overview of a generic XMR tree model. Section 4 includes all the details of our contribution to the literature. We present our performance benchmarks and evaluation in Section 5. In our benchmarks, we compare the results of our methods to a baseline implementation without MSCM – and demonstrate substantial improvements across a massive range of different settings, i.e., tree topologies, datasets, thread count, etc. We give advice on maximizing performance gain from MSCM in Appendix A.1. To demonstrate the usefulness of our method in an industrial setting, in Section 6 we apply our methods to an enterprise-scale semantic product search problem with 100 million products and use MSCM to achieve a sub-millisecond latency of 0.83 ms per query on a single thread – an 8x improvement over the baseline. Finally, we conclude our study in Section 7.

## 2 RELATED WORK

XMR tree models are widely used throughout the literature – though a comprehensive terminology surrounding these related techniques has yet to fully emerge. In short, we define an XMR tree model as a tree where every node is associated with a ranker function, every label corresponds to a leaf of the tree, and the ranking for any given label is obtained by combining all ranker functions on the path from the label leaf to the root of the tree.

This definition captures several prior works – for example, the probabilistic label tree (PLT) that originates from [9]. This model in turn takes inspiration from previous work on label trees [3, 4], and there has since been a large body of follow-up work, spawning many state-of-the-art XMR models such as PARABEL [13], BONSAI [11], EXTREME TEXT [16], ATTENTIONXML [18], NAPKINXC [10], and PECOS [19]. Note that EXTREME TEXT and ATTENTIONXML are designed only for dense features. The remaining models support sparse features and thereby require masked sparse matrix times sparse vector multiplication routines (see eq. (6)). We present MSCM as a way to accelerate these routines.

We turn now from the models themselves to existing optimizations for sparse inference. Unlike dense matrix multiplication, the random nature of memory access in sparse matrix algebra can be harder to optimize. Despite that, computational science researchers have devoted considerable energy to optimizing sparse matrix times vector products. Notable sparse matrix techniques relevant to this paper include *cache blocking*, where the internal data of a matrix is reorganized into blocks to encourage memory locality. Many sparse kernel libraries make use of this idea to better tailor sparse matrix calculations to the underlying hardware. Notable examples include the SPARSITY framework [8], a framework that can automate the optimization of sparse kernels – making use of both register and cache level optimizations. Other examples include work by [15] specifically targeting multi-core platforms, and [12], who develop an analytic model to better help predict optimal sparse

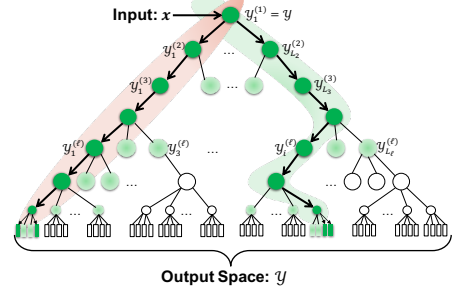


Figure 1: A diagram of the structure of an XMR tree model. [19]

kernel reorganization. Unfortunately, these techniques all target sparse matrix times dense vector calculations, as these are most common in computational science.

In comparison, sparse matrix times sparse vector (SpMSpV) multiplication is an under-served area. However, there are a number of emerging techniques for sparse matrix operations with underlying graph structure, including [2, 14, 17]. Unfortunately, none of these methods are tailored to XMR tree inference, where beam search induces a very well-structured mask over matrix outputs. They are also significantly more heavy-weight than the method we present. The scale of XMR problems therefore necessitates the development of new masked sparse matrix methods specifically tailored to XMR trees.

## 3 XMR TREE MODELS

In this section, we present a generic formulation of the tree model for eXtreme Multi-label Ranking (XMR) problems. To provide the necessary context, we will give a brief overview of the inference algorithm. We omit training details because they are not directly relevant to the techniques in this paper once a model is trained; but we recommend that readers see any of the aforementioned XMR tree model papers e.g. [11, 13, 19] for an overview of training.

### 3.1 Overview

An XMR problem can be characterized as follows: given a query  $\mathbf{x}$  from some embedding  $\mathbb{R}^d$  and a set of labels  $\mathcal{Y}$ , produce a model that gives an (implicit) ranking of the relevance of the labels in  $\mathcal{Y}$  to query  $\mathbf{x}$ . In addition, for any query  $\mathbf{x} \in \mathcal{X}$ , one must be able to efficiently retrieve the top  $k$  most relevant labels in  $\mathcal{Y}$  according to the model – noting that  $d$  is typically very large and  $\mathbf{x}$  very sparse.

---

#### Algorithm 1 Linear XMR Tree Inference

---

- 1: **Input:** Query matrix  $\mathbf{X} \in \mathbb{R}^{n \times d}$ .
  - 2: **Output:** Beamed predictions  $\hat{\mathbf{P}} \in \mathbb{R}^{n \times L}$ .
  - 3: Initialize 1st layer predictions to  $\mathbf{1}: \hat{\mathbf{P}}^{(1)} = \mathbf{1} \in \mathbb{R}^{n \times 1}$ .
  - 4: **for**  $l \in \{2, 3, \dots, \text{depth}\}$  **do**
  - 5:   Copy previous layer predictions:  $\hat{\mathbf{P}}^{(l)} \leftarrow \hat{\mathbf{P}}^{(l-1)} \mathbf{C}^{(l-1)T}$ .
  - 6:   Get computation mask:  $\mathcal{M}^{(l)} \leftarrow \text{bool}(\hat{\mathbf{P}}^{(l)} \neq 0)$ .
  - 7:   Conditional prediction step:  $\hat{\mathbf{P}}^{(l)} \leftarrow \sigma(\mathcal{M}^{(l)} \odot (\mathbf{X}\mathbf{W}^{(l)}))$ .
  - 8:   Combine with prev. layers:  $\hat{\mathbf{P}}^{(l)} \leftarrow \hat{\mathbf{P}}^{(l)} \odot \hat{\mathbf{P}}^{(l-1)}$ .
  - 9:   Beam search by selecting top  $b$  entries of each row:  $\hat{\mathbf{P}}^{(l)} \leftarrow \text{SelectTop}_b(\hat{\mathbf{P}}^{(l)})$ .
  - 10: **end for**
  - 11: **return**  $\hat{\mathbf{P}} = \hat{\mathbf{P}}^{(\text{depth})}$
-

A linear XMR tree model is a hierarchical linear model that constructs a hierarchical clustering of the labels  $\mathcal{Y}$ , forming a tree structure. These clusters are denoted  $\mathcal{Y}_i^{(l)}$ , where  $l$  denotes the depth (i.e., layer) of  $\mathcal{Y}_i^{(l)}$  in the model tree and  $i$  denotes the index of  $\mathcal{Y}_i^{(l)}$  in that layer, see Figure 1. The leaves of the tree are the individual labels of  $\mathcal{Y}$ .

Every layer of the model has a ranker model that scores the relevance of a cluster  $\mathcal{Y}_i^{(l)}$  to a query  $\mathbf{x} \in \mathcal{X}$ . This ranker model may take on different forms, but for this paper we assume that the model is logistic-like. This means that, at the second layer, for example, the relevance of a cluster  $\mathcal{Y}_i^{(2)}$  is given by

$$f(\mathbf{x}, \mathcal{Y}_i^{(2)}) = \sigma(\mathbf{w}_i^{(2)} \cdot \mathbf{x}), \quad (1)$$

where  $\sigma$  denotes an activation function (e.g., sigmoid) and  $\mathbf{w}_i^{(2)} \in \mathbb{R}^d$  denotes a very sparse vector of weight parameters.

At subsequent layers, rankers are composed with those of previous layers, mimicking the notion of conditional probability; hence the score of a cluster  $\tilde{\mathcal{Y}} \subset \mathcal{Y}$  is defined by the model as

$$f(\mathbf{x}, \tilde{\mathcal{Y}}) = \prod_{\mathbf{w} \in \mathcal{A}(\tilde{\mathcal{Y}})} \sigma(\mathbf{w} \cdot \mathbf{x}), \quad (2)$$

where  $\mathcal{A}(\tilde{\mathcal{Y}}) = \{\mathbf{w}_i^{(l)} \mid \tilde{\mathcal{Y}} \subset \mathcal{Y}_i^{(l)}, l \neq 1\}$  denotes all tree nodes on the path from  $\tilde{\mathcal{Y}}$  to the root  $\mathcal{Y}$  (including  $\tilde{\mathcal{Y}}$  and excluding  $\mathcal{Y}$ ). Naturally, this definition extends all the way to the individual labels  $\ell \in \mathcal{Y}$  at the bottom of the tree. We assume here for simplicity that the leaves of the tree all occur on the same layer, but the techniques described in this paper can be extended to the general case.

As a practical aside, the column weight vectors  $\mathbf{w}_i^{(l)}$  for each layer  $l$  are stored in a  $d \times L_l$  weight matrix

$$\mathbf{W}^{(l)} = \begin{bmatrix} \mathbf{w}_1^{(l)} & \mathbf{w}_2^{(l)} & \dots & \mathbf{w}_{L_l}^{(l)} \end{bmatrix}, \quad (3)$$

where  $L_l$  denotes the number of clusters in layer  $l$ . The tree topology at layer  $l$  is usually represented using a cluster indicator matrix  $\mathbf{C}^{(l)}$ .  $\mathbf{C}^{(l)} \in \{0, 1\}^{L_{l+1} \times L_l}$  is defined as

$$\mathbf{C}_{ij}^{(l)} = \text{bool}(\mathcal{Y}_i^{(l+1)} \subset \mathcal{Y}_j^{(l)}), \quad (4)$$

i.e., it is one when  $\mathcal{Y}_i^{(l+1)}$  is a child of  $\mathcal{Y}_j^{(l)}$  in the tree. Here,  $\text{bool}(\cdot)$  is 1 when the condition  $\cdot$  is true and 0 otherwise.

### 3.2 Inference

Throughout this paper, we will assume two inference settings:

- (1) *Batch Inference*: inference is performed for a batch of  $n$  queries represented by a sparse matrix  $\mathbf{X} \in \mathbb{R}^{n \times d}$  where every row of  $\mathbf{X}$  is an individual query  $\mathbf{x}_i$ .
- (2) *Online Inference*: a subset of the batch setting where there is only one query, e.g., the matrix  $\mathbf{X}$  has only one row.

When performing inference, the XMR model  $f$  prescribes a score to all query-cluster pairs  $(\mathbf{x}_i, \mathcal{Y}_j^{(l)})$ . Hence, in the batch setting, one can define the prediction matrices,

$$\mathbf{P}_{ij}^{(l)} = f(\mathbf{x}_i, \mathcal{Y}_j^{(l)}) = \prod_{\mathbf{w} \in \mathcal{A}(\mathcal{Y}_j^{(l)})} \sigma(\mathbf{w} \cdot \mathbf{x}_i). \quad (5)$$

The act of batch inference entails collecting the top  $k$  most relevant labels (leaves) for each query  $\mathbf{x}_i$  and returning their respective prediction scores  $\mathbf{P}_{ij}^{(l)}$ .

However, the act of exact inference is typically intractable, as it requires searching the entire model tree. To sidestep this issue, models usually use a greedy beam search of the tree as an approximation. For a query  $\mathbf{x}$ , this approach discards any clusters on a given level that do not fall into the top  $b \geq k$  most relevant clusters examined at that level. Hence, instead of  $\mathbf{P}^{(l)}$ , we compute *beamed* prediction matrices  $\tilde{\mathbf{P}}^{(l)}$ , where each row has only  $b$  nonzero entries whose values are equal to their respective counterparts in  $\mathbf{P}^{(l)}$ . Pseudo-code for the inference algorithm is given for reference in Algorithm 1, where  $\odot$  denotes entry-wise multiplication.

## 4 OUR METHOD

Our contribution is a method of evaluating masked sparse matrix multiplication that leverages the unique sparsity structure of the beam search to reduce unnecessary traversal, optimize memory locality, and minimize cache misses. The core prediction step of linear XMR tree models is the evaluation of a masked matrix product, i.e.,

$$\mathbf{A}^{(l)} = \mathcal{M}^{(l)} \odot (\mathbf{X}\mathbf{W}^{(l)}), \quad (6)$$

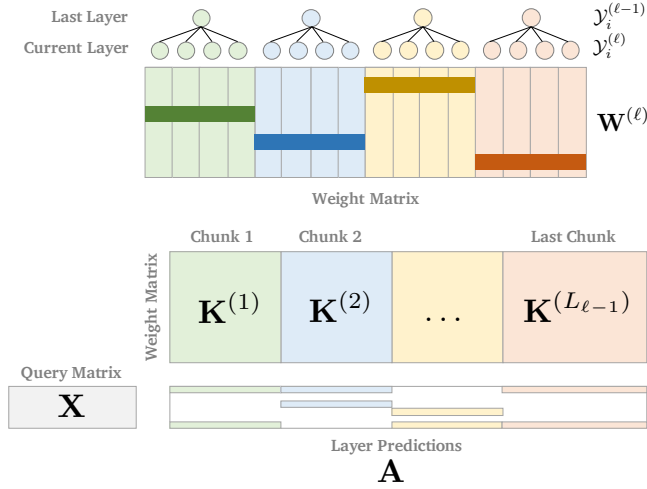
where  $\mathbf{A}^{(l)} \in \mathbb{R}^{n \times L_l}$  denotes ranker activations at layer  $l$ ,  $\mathcal{M}^{(l)} \in \{0, 1\}^{n \times L_l}$  denotes a dynamic mask matrix determined by beam search,  $\mathbf{X} \in \mathbb{R}^{n \times d}$  is a sparse matrix whose rows correspond to queries in the embedding space,  $\mathbf{W}^{(l)} \in \mathbb{R}^{d \times L_l}$  is the sparse weight matrix of our tree model at layer  $l$ , and  $\odot$  denotes entry-wise multiplication. Note the mask matrix  $\mathcal{M}^{(l)}$  is only known at the time of reaching the  $l$ -th layer. We leave out the application of  $\sigma$  because it can be applied as a post processing step. We have observed that this masked matrix multiplication takes up the vast majority of inference time on various data sets – between 90% and 98% depending on model sparsity – and hence is ripe for optimization.

**For readability, we will suppress the  $(l)$  superscript for the rest of the section.** Recall that both  $\mathbf{W}$  and  $\mathbf{X}$  are highly sparse. One typically implements the above computation by storing the weight matrix  $\mathbf{W}$  in compressed sparse column (CSC) format and the query matrix  $\mathbf{X}$  in compressed sparse row (CSR) format<sup>1</sup>, facilitating efficient access to columns of  $\mathbf{W}$  and rows of  $\mathbf{X}$ , respectively. Then, to perform the operation in Equation (6), one iterates through all the nonzero entries  $\mathcal{M}_{ij} \neq 0$ , extracts the  $i$ -th query  $\mathbf{x}_i$  and the ranker weights  $\mathbf{w}_j$  for cluster  $j$ , and computes the inner product  $\mathbf{A}_{ij} = \mathbf{x}_i \cdot \mathbf{w}_j$  via a sparse vector dot product routine. One method is to use a progressive binary search in both  $\mathbf{x}_i$  and  $\mathbf{w}_j$  to find all simultaneous nonzeros. We give pseudo-code for binary search in Algorithm 4. However, there are other iteration methods, we will describe below – such as marching pointers, hash-maps, and dense lookups. Any iteration method can be combined with MSCM to give a significant performance boost.

While for general sparse matrix multiplication, this is a reasonable method of computation, there are a few special properties about the matrices  $\mathcal{M}$  and  $\mathbf{W}$  that this method ignores, namely:

- (1) The sparsity pattern of the mask matrix  $\mathcal{M}$  is determined by prolongating the search beam from layer  $l - 1$  to layer

<sup>1</sup>For details of the well-known CSR and CSC formats, see [7].



**Figure 2: Top: A simplified pictorial representation of the property discussed in Item 2. The darkened region indicate non-zeros and the light regions indicate zeros. Bottom: A visual representation of the chunked matrix multiplication routine. The colored blocks of  $\mathbf{A}$  represent possible nonzeros. For each colored block in the output, MSCM evaluates the entire block simultaneously. Blocks are evaluated in order of their color.**

1. That is, if cluster  $\mathcal{Y}_j^{(l)}$  in layer  $l$  is a child of a cluster in the search beam of query  $i$ , then  $\mathcal{M}_{ij} \neq 0$ . This means that, if the nodes on a layer are grouped by their respective parents, the nonzero entries of  $\mathcal{M}$  come in contiguous single row blocks corresponding to siblings in the model tree. See Figure 2, bottom, for an illustration. **This suggests that one may improve performance by evaluating all siblings simultaneously.**

- (2) Columns in  $\mathbf{W}$  corresponding to siblings in the model tree often tend to have *similar sparsity patterns*. We give an illustration of this fact in Figure 2, top. Together with the previous observation, **this suggests storing the matrix  $\mathbf{W}$  in such a way that entries of  $\mathbf{W}$  are contiguous in memory if they both lie on the same row and belong to siblings in the model tree.**

These considerations lead us naturally to the **column chunked matrix** data structure for the weight matrix  $\mathbf{W}$ . In this data structure, we store the matrix  $\mathbf{W} \in \mathbb{R}^{d \times L_l}$  as a horizontal array of *matrix chunks*  $\mathbf{K}^{(i)}$ ,

$$\mathbf{W}^{(l)} = [ \mathbf{K}^{(1)} \quad \mathbf{K}^{(2)} \quad \dots \quad \mathbf{K}^{(L_{l-1})} ], \quad (7)$$

where each chunk  $\mathbf{K}^{(i)} \in \mathbb{R}^{d \times B}$  ( $B$  is the branching factor, i.e. number of children of the parent node) and is stored as a vertical sparse array of some sparse horizontal vectors  $\mathbf{v}^{(j,i)}$ ,

$$\mathbf{K}^{(i)} = [ \mathbf{0} \quad \dots \quad (\mathbf{v}^{(r_{1,i})})^T \quad \dots \quad (\mathbf{v}^{(r_{s_i,i})})^T \quad \dots \quad \mathbf{0} ]^T. \quad (8)$$

We identify each chunk  $\mathbf{K}^{(i)}$  with a parent node in layer  $l-1$  of the model tree, and the columns of the chunk  $\mathbf{K}^{(i)}$  with the set of siblings in layer  $l$  of the model tree that share the aforementioned

parent node in layer  $l-1$ . As we will see, this data structure therefore makes use of both ideas Item 1 and Item 2 simultaneously.

To see why this data structure can accelerate the masked matrix multiplication, consider that one can think of the mask matrix  $\mathcal{M}$  as being composed of blocks,

$$\mathcal{M} = \begin{bmatrix} \mathcal{M}^{(1,1)} & \mathcal{M}^{(1,2)} & \dots & \mathcal{M}^{(1,L_{l-1})} \\ \vdots & \vdots & \ddots & \vdots \\ \mathcal{M}^{(L_l,1)} & \mathcal{M}^{(L_l,2)} & \dots & \mathcal{M}^{(L_l,L_{l-1})} \end{bmatrix}, \quad (9)$$

where the block column partition is the same as that in Equation (7), and every block has one row and corresponds to a single query. As per the observation in Item 1 above, every block  $\mathcal{M}^{(j,i)}$  must either be composed entirely of zeros or entirely of ones.

Therefore, since  $\mathbf{A}$  and  $\mathcal{M}$  share the same sparsity pattern, the ranker activation matrix  $\mathbf{A}$  is also composed of the same block partition as  $\mathcal{M}$ ,

$$\mathbf{A} = \begin{bmatrix} \mathbf{A}^{(1,1)} & \mathbf{A}^{(1,2)} & \dots & \mathbf{A}^{(1,L_{l-1})} \\ \vdots & \vdots & \ddots & \vdots \\ \mathbf{A}^{(L_l,1)} & \mathbf{A}^{(L_l,2)} & \dots & \mathbf{A}^{(L_l,L_{l-1})} \end{bmatrix}, \quad (10)$$

$$\mathbf{A}^{(j,i)} = \mathcal{M}^{(j,i)} \odot (\mathbf{x}_j \mathbf{K}^{(i)}).$$

Hence, for all mask blocks  $\mathcal{M}^{(j,i)}$  that are 1, we have

$$\mathbf{A}^{(j,i)} = \mathbf{x}_j \mathbf{K}^{(i)} = \sum_{k \in S(\mathbf{x}_j) \cap S(\mathbf{K}^{(i)})} x_{jk} \mathbf{v}^{(k,i)}, \quad (11)$$

where  $S(\mathbf{x}_j)$  and  $S(\mathbf{K}^{(i)})$  denote the indices of the nonzero entries of  $\mathbf{x}_j$  and the nonzero rows of  $\mathbf{K}^{(i)}$  respectively. The above equation says that for all entries of  $\mathbf{A}$  in the same block, the intersection  $k \in S(\mathbf{x}_j) \cap S(\mathbf{K}^{(i)})$  only needs to be iterated through *once per chunk*, as opposed to *once per column* as is done in a vanilla implementation. Of course, it is theoretically possible that  $S(\mathbf{x}_j) \cap S(\mathbf{K}^{(i)})$  is substantially larger than the intersections  $S(\mathbf{x}_j) \cap S(\mathbf{w}_i)$  in our baseline, but this tends not to be the case in practice because of the observation in Item 2 that the columns of  $\mathbf{K}^{(i)}$  tend to have similar support. Moreover, the actual memory locations of the values actively participating in the product Equation (11) are physically closer in memory than they are when  $\mathbf{K}^{(i)}$  is stored in CSC format. This helps contribute to better memory locality.

We take a moment to pause and remark that the only task remaining to fully specify our algorithm is to determine how to efficiently iterate over the nonzero entries  $x_{jk}$  and nonzero rows  $\mathbf{K}^{(k,i)}$  for  $k \in S(\mathbf{x}_j) \cap S(\mathbf{K}^{(i)})$ . This is essential for computing the vector-chunk product  $\mathbf{x}_j \mathbf{K}^{(i)}$  efficiently. There are number of ways to do this, each with potential benefits and drawbacks:

- (1) **Marching Pointers:** The easiest method is to use a marching pointer scheme to iterate over  $x_{jk}$  and  $\mathbf{K}^{(k,i)}$  for  $k \in S(\mathbf{x}_j) \cap S(\mathbf{K}^{(i)})$ . In this scheme, we maintain both  $S(\mathbf{x}_j)$  and  $S(\mathbf{K}^{(i)})$  as sorted arrays. To iterate, we maintain an index  $k_x$  in  $S(\mathbf{x}_j)$  and an index  $k_K$  in  $S(\mathbf{K}^{(i)})$ . At any given time, we either have  $k_x = k_K$ , in which case, we emit  $x_{jk}$  and  $\mathbf{K}^{(k,i)}$ ; if  $k_x < k_K$ , we increment  $k_x$ ; and if  $k_x > k_K$ , we increment  $k_K$ .

- (2) **Binary Search:** Since  $\mathbf{x}$  can be highly sparse, the second possibility is to do marching pointers, but instead of incrementing pointers one-by-one to find all intersections, we use binary search to quickly find the next intersection. This mirrors the implementation of our baseline Algorithm 4. We maintain an index  $k_x$  in  $\mathcal{S}(\mathbf{x}_j)$  and an index  $k_K$  in  $\mathcal{S}(\mathbf{K}^{(i)})$ . At any given time, we either have  $k_x = k_K$ , in which case, we emit  $x_{j k}$  and  $\mathbf{K}^{(k,i)}$ ; if  $k_x < k_K$ , we use a binary search to find the index  $k'_K$  in  $\mathcal{S}(\mathbf{K}^{(i)})$  where  $\mathcal{S}(\mathbf{x}_j)[k_x]$  would be inserted into  $\mathcal{S}(\mathbf{K}^{(i)})$  and set  $k_K \leftarrow k'_K$ ; and we handle  $k_x > k_K$  similarly.
- (3) **Hash-map:** The third possibility is to enable fast random access to the rows of  $\mathbf{K}^{(i)}$  via a hash-map. The hash-map maps indices  $i$  to nonzero rows of  $\mathbf{K}^{(i)}$ . One can iterate over  $x_{j k}$  for  $k \in \mathcal{S}(\mathbf{x}_j)$  and perform a hash-map lookup for each  $k$  to retrieve  $\mathbf{K}^{(k,i)}$  if nonzero. This method is implemented by NAPKINXC [10] for online inference. However, in NAPKINXC, it is implemented on a per-column basis, which introduces a massive memory overhead. Matrix chunking significantly reduces this memory overhead.
- (4) **Dense Lookup:** The last possibility is to accelerate the above hash-map access by copying the contents of the hash-map into a dense array of length  $d$ . Then, a random access to a row of  $\mathbf{K}^{(i)}$  is done by an array lookup. This dense array is recycled across the entire program, so afterwards, the dense array must be cleared. This is the method implemented by PARABEL [13] and BONSAI [11].

---

**Algorithm 2** Sparse Vector Chunk Product
 

---

```

1: Input: Sparse row vector  $\mathbf{x} \in \mathbb{R}^d$  and chunk  $\mathbf{K} \in \mathbb{R}^{d \times s}$ 
2: Output: The dense product  $\mathbf{xK} \in \mathbb{R}^s$ 
3: Initialize dense result vector:  $\mathbf{z} \leftarrow \mathbf{0} \in \mathbb{R}^s$ 
4: Note: in the following loop, use one of the iterators as described in items 1 through 4.
5: Note: For vector  $\star$ ,  $\mathcal{S}(\star)$  denotes the array of indices of nonzeros in  $\star$ 
6: Note: For chunk  $*$ ,  $\mathcal{S}(*)$  denotes the array of indices of nonzero rows in  $*$ 
7: for scalar  $x_i$ , row  $\mathbf{K}_i$ , where  $i \in \mathcal{S}(\mathbf{x}) \cap \mathcal{S}(\mathbf{K})$  do
8:   for All nonzeros in chunk row:  $k \in \mathcal{S}(\mathbf{K}_i)$  do
9:      $\mathbf{z}_k \leftarrow \mathbf{z}_k + x_i \mathbf{K}_{i,k}$ 
10:   end for
11: end for
12: return  $\mathbf{z}$ 

```

---

There is one final optimization that we have found particularly helpful in reducing inference time — and that is evaluating the nonzero blocks  $\mathbf{A}^{(j,i)}$  in order of column chunk  $i$ . Doing this ensures that a single chunk  $\mathbf{K}^{(i)}$  ideally only has to enter the cache once for all the nonzero blocks  $\mathbf{A}^{(j,i)}$  whose values depend on  $\mathbf{K}^{(i)}$ .

With these optimizations in place, we have found in our performance benchmarks that the hash-map iteration scheme tends to perform best on small to medium sized batches. On large batch sizes, dense lookup performs the best — this is because we incur the cost of copying the hash-map contents into a dense array only

---

**Algorithm 3** Evaluating Masked Matrix Products
 

---

```

1: Input: Mask matrix  $\mathcal{M} \in \{0, 1\}^{n \times L_i}$  in CSR format, query matrix  $\mathbf{X} \in \mathbb{R}^{n \times d}$  in CSR format, and weight matrix  $\mathbf{W} \in \mathbb{R}^{d \times L_i}$  in chunked format.
2: Output: Ranker activation matrix  $\mathbf{A} \in \mathbb{R}^{n \times L_i}$  in CSR format.
3: Allocate memory for  $\mathbf{A}$  using the sparsity pattern of  $\mathcal{M}$ 
4: Initialize  $\mathbf{A} \leftarrow \mathbf{0}$ .
5: Collect nonzero blocks:  $A \leftarrow \{(i, j) \mid \mathcal{M}^{(i,j)} \neq \mathbf{0}\}$ 
6: if  $n > 1$  then
7:   Sort nonzero blocks  $(i, j) \in A$  by chunk index  $j$ 
8: end if
9: for  $(i, j) \in A$  do
10:   Compute  $\mathbf{A}^{(i,j)} \leftarrow \mathbf{x}_i \mathbf{K}^{(j)}$  via Algorithm 2
11: end for
12: return  $\mathbf{A}$ .

```

---

once per chunk if we perform evaluations in chunk order. This cost is then amortized by the increase in the speed of random accesses to the rows of  $\mathbf{K}^{(i)}$ .

To help readers decide which implementation would suit them best, we present a rule of thumb to deciding which iterator to use in Appendix A.1. A more detailed examination of time complexity and memory overhead is given in Table 6.

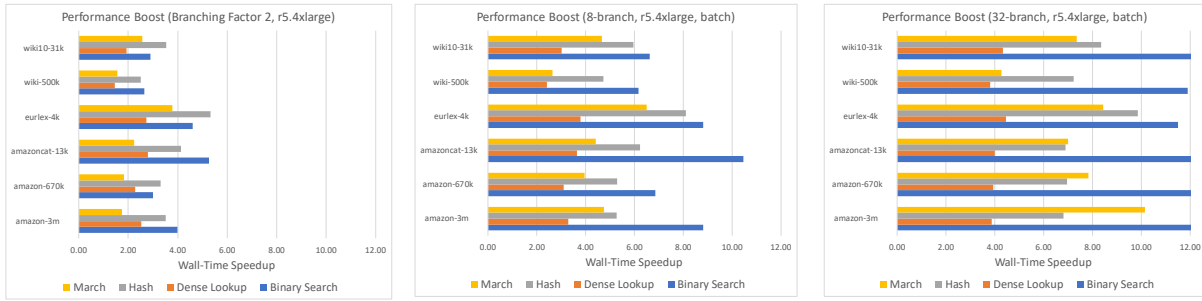
With all of this taken into account, we present Algorithm 3, the final version of our algorithm for performing the masked sparse matrix multiplication in Equation (6). As one can see in our benchmarks in Figures 3 and 4, we have found that the optimizations above produce substantial speedups over the baseline implementation in Alg. 4. We will discuss this in Section 5. Generally, the larger the branching factor of the model tree, the more significant the performance boost due to the fact that our method aggregates computation over entire chunks. Moreover, we note that the **performance boost of this technique is essentially free** in that it gives exactly the same inference result as the baseline method, but runs significantly faster.

## 5 BENCHMARKS

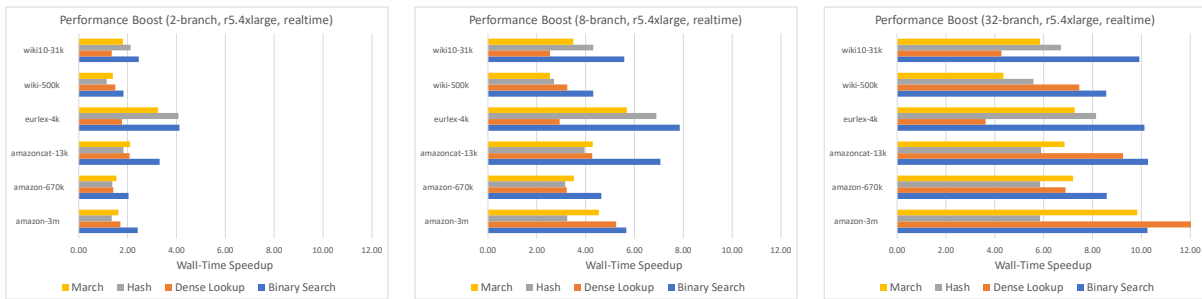
To evaluate the extent to which the MSCM technique improves performance, we put all of the above variations of MSCM through a series of benchmarks on a set of models that we trained on six publicly available datasets [5]. We ran all benchmarks in this paper on both a reserved **r5.4xlarge** AWS instance and a reserved **m5.8xlarge** AWS instance. Results were consistent across both instance types, so in the interest of space, we will present only the **r5.4xlarge** results here, **m5.8xlarge** are provided in our benchmark repository.<sup>2</sup> The following subsection discusses single-threaded results, while Section 6.1 discusses multi-threaded results.

For each dataset, we trained multiple models with a term frequency-inverse document frequency (TFIDF) word embedding and positive instance feature aggregation (PIFA) for label representations (see [1] for more details). In our results we present benchmarks for models constructed with tree branching factors of 2, 8, and 32 to cover a broad swath of performance under different model meta-parameter choices. Furthermore, we ran each of our methods in both the batch

<sup>2</sup><https://github.com/UniqueUpToPermutation/pecos/tree/benchmark>



**Figure 3: A comparison of the speedup provided by an MSCM implementation over a non-MSCM reference implementation for different iteration methods and different tree branching factors in the batch setting. Measured on a r5.4xlarge AWS instance.**



**Figure 4: A comparison of the speedup provided by an MSCM implementation over a non-MSCM reference implementation for different iteration methods and different tree branching factors in the online setting (i.e., batch size 1). Measured on a r5.4xlarge AWS instance.**

setting, where we pass all the queries to the model at the same time as a single matrix, as well as the online setting, where we pass the queries to the model individually one-by-one for evaluation. Both of these settings represent different use cases in industry and we believe it is important for our technique to work well in both settings. For each choice of model branching factor, setting, dataset, and iteration method (i.e., marching pointers, binary search, hash, dense lookup), we run the inference computation *with MSCM* and *without MSCM* and record the wall-times and the relative speedup that MSCM provides.

For each iteration method, we present the wall-time ratio between an MSCM implementation using that iteration method and a baseline vector-dot-product implementation using that same iteration method. In the vector-dot-product baseline, all entries of the required masked matrix product are computed by taking the inner product between respective rows and columns in the two matrices that form the product.

The results of our benchmarks can be seen in tabular form in Table 1, Table 2, and Table 3. We also provide a visual graph of the inference times relative to our baseline in Figure 3 and Figure 4.

## 5.1 Discussion

It is evident from the results in Tables 1, 2, 3 and Figures 3 and 4 that the MSCM technique provides a substantial acceleration to any baseline inference technique. Moreover, in the batch setting

with a single thread, we observe that chunked matrices with dense lookup always perform faster than every other technique, regardless of dataset or tree topology. Moreover, this speed boost grows more substantial as the branching factor of the model grows. This matches our expectations, because larger branching factors allow the chunked methods to shave off more of the unnecessary traversal costs and cache misses of the unchunked methods.

In online mode, there is no longer always a clear winner in the performance benchmarks, but it seems that hash-map chunked matrices usually provide optimal or near-optimal performance among the algorithms that we have tested here, although there is more individual variation among the results than in the batch setting. We note that the dense lookup methods tend to perform worse in this setting because the cost of loading a hash-map into a dense vector is no longer amortized across a large number of queries. Furthermore, we also note that, as one would expect, larger branching factors give a more substantial performance increase. These performance gains persist in multi-threaded environments, see section 6.1 for details about multi-threaded performance.

From these results, we can conclude that it is *always* beneficial to use a chunked MSCM matrix format over a column-by-column (e.g., CSC) format for the weight matrix.

Branching Factor: 2	amazon-3m	amazon-670k	amazoncat-13k	eurlex-4k	wiki-500k	wiki10-31k
<b>Batch</b>						
Binary Search MSCM	0.83 ms	0.69 ms	0.45 ms	0.55 ms	3.46 ms	2.69 ms
Binary Search	2.83 ms	2.02 ms	2.24 ms	2.55 ms	8.75 ms	7.79 ms
Dense Lookup MSCM	0.43 ms	0.20 ms	0.14 ms	0.18 ms	1.34 ms	0.62 ms
Dense Lookup	0.82 ms	0.36 ms	0.28 ms	0.49 ms	1.44 ms	1.18 ms
Hash MSCM	0.49 ms	0.29 ms	0.19 ms	0.25 ms	1.41 ms	0.99 ms
Hash	1.26 ms	0.83 ms	0.60 ms	1.34 ms	3.15 ms	3.44 ms
Marching Pointers MSCM	7.78 ms	2.62 ms	2.88 ms	0.49 ms	16.00 ms	2.13 ms
Marching Pointers	13.20 ms	4.65 ms	6.31 ms	1.85 ms	24.40 ms	5.40 ms
<b>Online</b>						
Binary Search MSCM	1.91 ms	1.33 ms	0.95 ms	0.64 ms	7.07 ms	3.27 ms
Binary Search	4.62 ms	2.72 ms	3.16 ms	2.62 ms	12.90 ms	8.06 ms
Dense Lookup MSCM	17.10 ms	4.45 ms	4.87 ms	0.77 ms	74.70 ms	3.04 ms
Dense Lookup	9.10 ms	6.26 ms	10.10 ms	1.37 ms	112.00 ms	4.13 ms
Hash MSCM	1.81 ms	1.32 ms	0.88 ms	0.42 ms	6.20 ms	2.57 ms
Hash	2.44 ms	1.82 ms	1.62 ms	1.73 ms	7.12 ms	5.43 ms
Marching Pointers MSCM	9.10 ms	3.54 ms	3.52 ms	0.58 ms	20.40 ms	3.12 ms
Marching Pointers	14.80 ms	5.48 ms	7.37 ms	1.88 ms	28.20 ms	5.67 ms

**Table 1: Inference time per query in both the batch and online settings. The performance results were run on an r5.4xlarge AWS instance, on models trained with a branching factor of 2. For the online results, we test only a random subset of the test data of size 10,000.**

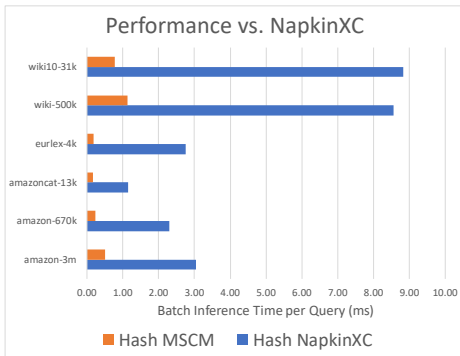
Branching Factor: 8	amazon-3m	amazon-670k	amazoncat-13k	eurlex-4k	wiki-500k	wiki10-31k
<b>Batch</b>						
Binary Search MSCM	0.43 ms	0.34 ms	0.23 ms	0.29 ms	1.67 ms	1.23 ms
Binary Search	3.01 ms	2.20 ms	2.22 ms	2.52 ms	9.73 ms	8.16 ms
Dense Lookup MSCM	0.32 ms	0.16 ms	0.11 ms	0.13 ms	0.83 ms	0.41 ms
Dense Lookup	0.84 ms	0.38 ms	0.28 ms	0.48 ms	1.54 ms	1.21 ms
Hash MSCM	0.33 ms	0.19 ms	0.13 ms	0.16 ms	0.87 ms	0.60 ms
Hash	1.31 ms	0.87 ms	0.60 ms	1.33 ms	3.36 ms	3.57 ms
Marching Pointers MSCM	3.41 ms	1.34 ms	1.48 ms	0.28 ms	10.10 ms	1.24 ms
Marching Pointers	15.50 ms	5.14 ms	6.35 ms	1.84 ms	26.20 ms	5.79 ms
<b>Online</b>						
Binary Search MSCM	0.83 ms	0.59 ms	0.43 ms	0.33 ms	3.25 ms	1.49 ms
Binary Search	4.71 ms	2.76 ms	3.03 ms	2.57 ms	14.00 ms	8.31 ms
Dense Lookup MSCM	6.23 ms	2.04 ms	2.18 ms	0.43 ms	33.60 ms	1.68 ms
Dense Lookup	32.70 ms	6.57 ms	9.32 ms	1.27 ms	109.00 ms	4.28 ms
Hash MSCM	0.79 ms	0.60 ms	0.40 ms	0.24 ms	2.88 ms	1.27 ms
Hash	2.55 ms	1.89 ms	1.58 ms	1.68 ms	7.77 ms	5.48 ms
Marching Pointers MSCM	3.81 ms	1.69 ms	1.71 ms	0.32 ms	11.90 ms	1.70 ms
Marching Pointers	17.30 ms	5.93 ms	7.35 ms	1.84 ms	30.30 ms	5.96 ms

**Table 2: Inference time per query in both the batch and online settings. The performance results were run on an r5.4xlarge AWS instance, on models trained with a branching factor of 8. For the online results, we test only a random subset of the test data of size 10,000.**

Branching Factor: 32	amazon-3m	amazon-670k	amazoncat-13k	eurlex-4k	wiki-500k	wiki10-31k
<b>Batch</b>						
Binary Search MSCM	0.38 ms	0.29 ms	0.21 ms	0.21 ms	1.44 ms	0.95 ms
Binary Search	4.28 ms	3.60 ms	2.88 ms	2.45 ms	16.40 ms	11.60 ms
Dense Lookup MSCM	0.32 ms	0.18 ms	0.12 ms	0.11 ms	0.77 ms	0.37 ms
Dense Lookup	0.93 ms	0.54 ms	0.36 ms	0.47 ms	2.34 ms	1.69 ms
Hash MSCM	0.33 ms	0.20 ms	0.14 ms	0.13 ms	0.84 ms	0.53 ms
Hash	1.64 ms	1.19 ms	0.76 ms	1.32 ms	5.04 ms	4.41 ms
Marching Pointers MSCM	2.07 ms	1.06 ms	1.25 ms	0.21 ms	8.78 ms	1.01 ms
Marching Pointers	20.00 ms	8.03 ms	8.44 ms	1.78 ms	36.80 ms	7.42 ms
<b>Online</b>						
Binary Search MSCM	0.69 ms	0.51 ms	0.37 ms	0.25 ms	2.70 ms	1.18 ms
Binary Search	7.06 ms	4.40 ms	3.81 ms	2.51 ms	23.10 ms	11.70 ms
Dense Lookup MSCM	3.57 ms	1.55 ms	1.84 ms	0.33 ms	23.50 ms	1.35 ms
Dense Lookup	44.60 ms	10.70 ms	17.00 ms	1.20 ms	175.00 ms	5.77 ms
Hash MSCM	0.61 ms	0.48 ms	0.33 ms	0.20 ms	2.26 ms	1.06 ms
Hash	3.59 ms	2.80 ms	1.93 ms	1.63 ms	12.60 ms	7.10 ms
Marching Pointers MSCM	2.30 ms	1.28 ms	1.41 ms	0.25 ms	9.98 ms	1.30 ms
Marching Pointers	22.60 ms	9.23 ms	9.66 ms	1.78 ms	43.50 ms	7.61 ms

**Table 3: Inference time per query in both the batch and online settings. The performance results were run on an r5.4xlarge AWS instance, on models trained with a branching factor of 32. For the online results, we test only a random subset of the test data of size 10,000.**





**Figure 5: A direct performance comparison between our inference code’s performance (with MSCM) to a reference implementation (NapkinXC [10]). Both implementations use the hash iteration scheme. We see that MSCM enables a nearly 10× performance gain over NapkinXC.**

## 5.2 Performance Comparison versus NapkinXC

To help compare the performance of our code-base with MSCM implemented against other state of the art code-bases, we have implemented a direct comparison with NapkinX [10]. We built a script that converts models in our format to models in NapkinXC’s format, allowing us to do an apples-to-apples comparison with an external implementation. We can see in fig. 5 that we substantially outperform NapkinXC by a margin of  $\sim 10\times$  on every dataset. Our conversion script is accessible at <https://github.com/UniqueUpToPermutation/PECOSToNapkinXC>.

## 6 ENTERPRISE-SCALE PERFORMANCE

To end our discussion of the performance benefits of MSCM, we deploy our MSCM method on an enterprise-scale semantic search model with  $L = 100$  million labels (products) and a feature dimension of  $d = 4$  million. We see that with beam size 10, both binary search and hash-map MSCM deliver sub-millisecond latency per query on this exceedingly large search problem on 100 million products — a more than  $8\times$  reduction in average and P95/P99 inference times compared to vanilla binary search algorithms. In particular, binary search MSCM with beam size 10 has average inference time of 0.884 ms while binary search without MSCM needs 7.282 ms. In terms of P99 latency, binary search MSCM gains more over binary search without MSCM — 1.416 ms vs 12.781 ms. More performance results are provided in Table 4 in the Appendix.

### 6.1 Multi-Threaded MSCM

One of the benefits of binary search and hash-map MSCM techniques is that batch processing is embarrassingly parallelizable. Indeed, for binary search and hash-map MSCM, one can simply distribute all of the row-chunk operations in line (7) of Algorithm 2 across many different threads with a library like OpenMP, and no substantial additional work or synchronization is required. Dense lookup (both the baseline and MSCM variants) is harder to parallelize because each thread requires its own dense lookup; moreover,

we observe that the performance of dense lookup and its MSCM variant are not competitive when parallelized, due to these subtleties that arise in implementation. Since there are no alternative parallel dense lookup tree-based XMR methods available at time of writing (PARABEL and BONSAI do not offer parallelization at this level of granularity), we leave this as possible future work and focus on binary search and hash-map MSCM.

We present the results of parallelizing MSCM in Figure 6, which clearly shows the performance benefits of MSCM clearly extend into the multi-threaded regime. In each of our three tests on WIKI-500K, AMAZON-670K, and AMAZON-3M, both binary search and hash-map MSCM are significantly faster than their non-MSCM counterparts.

## 7 CONCLUSION

In this paper, we have presented the MSCM technique for accelerating inference for sparse XMR tree models. MSCM leverages the structure of the inference sparsity pattern to mitigate unnecessary traversal and improve memory locality. MSCM also comes **free-of-charge** as it exactly preserves inference results, and only requires modest changes to an existing inference pipeline. Moreover, we have examined different variations of the MSCM technique to compile guidelines for extracting the optimal performance. We believe that this technique will allow practitioners to save a substantial amount of compute resources in their inference pipelines, in both online and offline prediction settings. We have already implemented it into our production pipeline and have been very pleased with the low latency our method enables, as demonstrated in section 6.

For future work, another avenue for optimization comes from the observation that a substantial part of our performance boost comes from sorting vector times chunk products by chunk id — thus better localizing our computation in memory space. It is possible reordering the queries in order to achieve a similar effect. We briefly investigated this, but were unable to obtain a performance boost in our exploration. Further, our exploration of MSCM techniques is not exhaustive, there may be additional ways to iterate through the intersection of query and chunk supports.

As for limitations of the work presented herein, we note that our technique explicitly requires that the XMR tree is composed of linear rankers — which means our method is not directly applicable to models that use nonlinear based rankers, such as neural networks. However, since most neural network architectures are repeated compositions of linear transformations and activation functions, our technique may be applicable in sparse settings. Also, we note that our technique as presented here is designed to run on the CPU, and one might gain additional performance by investigating GPU-based implementations.

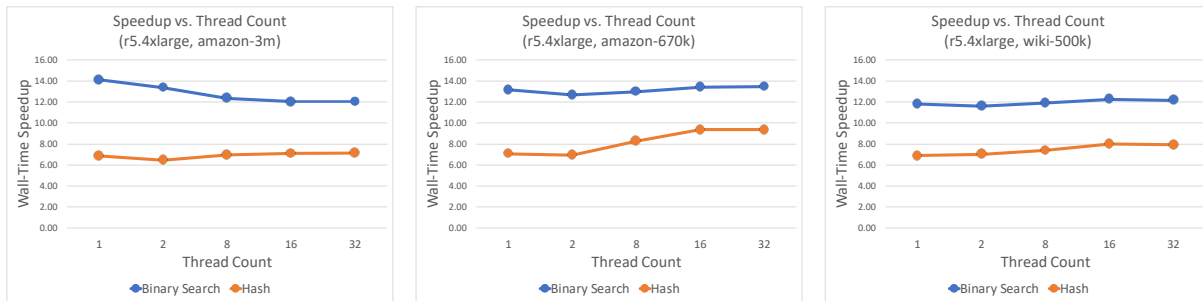
## REFERENCES

- [1] N. N. Author. Suppressed for anonymity, 2018.
- [2] Ariful Azad and Aydin Buluç. A work-efficient parallel sparse matrix-sparse vector multiplication algorithm. In *2017 IEEE International Parallel and Distributed Processing Symposium (IPDPS)*, pages 688–697. IEEE, 2017.
- [3] Samy Bengio, Jason Weston, and David Grangier. Label embedding trees for large multi-class tasks. In *Advances in Neural Information Processing Systems*, pages 163–171, 2010.
- [4] Alina Beygelzimer, John Langford, and Pradeep Ravikumar. Error-correcting tournaments. In *International Conference on Algorithmic Learning Theory*, pages 247–262. Springer, 2009.



Iteration Method	Average Time (ms/query)	P95 Time (ms/query)	P99 Time (ms/query)
<i>Beam Size: 10</i>			
Binary Search MSCM	0.88	1.20	1.42
Hash-map MSCM	0.96	1.38	1.62
Binary Search	7.28	10.56	12.78
<i>Beam Size: 20</i>			
Binary Search MSCM	1.63	2.23	2.63
Hash-map MSCM	1.80	2.60	3.06
Binary Search	14.32	20.68	24.81

**Table 4: Performance results on an enterprise-scale semantic search model with 100 million labels in batch mode using a single thread on an X1 AWS instance. The model’s branching factor is 32. Dense lookup is not compared due to out of memory issue.**



**Figure 6: A figure demonstrating the easy parallelization of MSCM. We see that the relative speed-up across different numbers of threads is consistent.**

- [5] K. Bhatia, K. Dahiya, H. Jain, A. Mittal, Y. Prabhu, and M. Varma. The extreme classification repository: Multi-label datasets and code, 2016.
- [6] Wei-Cheng Chang, Daniel Jiang, Hsiang-Fu Yu, Choon-Hui Teo, Jiong Zhang, Kai Zhong, Kedarnath Kolluri, Qie Hu, Nikhil Shandilya, Vyacheslav Ievgafov, Japinder Singh, and Inderjit Dhillon. Extreme multi-label learning for semantic matching in product search. In *Proceedings of the 27th ACM SIGKDD International Conference on Knowledge Discovery & Data Mining*, 2021.
- [7] Timothy A Davis. *Direct methods for sparse linear systems*. SIAM, 2006.
- [8] Eun-Jin Im, Katherine Yelick, and Richard Vuduc. Sparsity: Optimization framework for sparse matrix kernels. *The International Journal of High Performance Computing Applications*, 18(1):135–158, 2004.
- [9] Kalina Jasinska, Krzysztof Dembczynski, Róbert Busa-Fekete, Karlson Pfannschmidt, Timo Klerx, and Eyke Hullermeier. Extreme F-measure maximization using sparse probability estimates. In *International Conference on Machine Learning*, pages 1435–1444, 2016.
- [10] Kalina Jasinska-Kobus, Marek Wydmuch, Krzysztof Dembczynski, Mikhail Kuznetsov, and Robert Busa-Fekete. Probabilistic label trees for extreme multi-label classification. *arXiv preprint arXiv:2009.11218*, 2020.
- [11] Sujay Khandagale, Han Xiao, and Rohit Babbar. Bonsai: diverse and shallow trees for extreme multi-label classification. *Machine Learning*, pages 1–21, 2020.
- [12] Rajesh Nishtala, Richard W Vuduc, James W Demmel, and Katherine A Yelick. When cache blocking of sparse matrix vector multiply works and why. *Applicable Algebra in Engineering, Communication and Computing*, 18(3):297–311, 2007.
- [13] Yashoteja Prabhu, Anil Kag, Shrutendra Harsola, Rahul Agrawal, and Manik Varma. Parabel: Partitioned label trees for extreme classification with application to dynamic search advertising. In *Proceedings of the 2018 World Wide Web Conference*, pages 993–1002, 2018.
- [14] Narayanan Sundaram, Nadathur Rajagopalan Satish, Md Mostofa Ali Patwary, Subramanya R Dullloor, Satya Gautam Vadlamudi, Dipankar Das, and Pradeep Dubey. Graphmat: High performance graph analytics made productive. *arXiv preprint arXiv:1503.07241*, 2015.
- [15] Samuel Williams, Leonid Oliker, Richard Vuduc, John Shalf, Katherine Yelick, and James Demmel. Optimization of sparse matrix-vector multiplication on emerging multicore platforms. In *SC'07: Proceedings of the 2007 ACM/IEEE Conference on Supercomputing*, pages 1–12. IEEE, 2007.
- [16] Marek Wydmuch, Kalina Jasinska, Mikhail Kuznetsov, Róbert Busa-Fekete, and Krzysztof Dembczynski. A no-regret generalization of hierarchical softmax to extreme multi-label classification. In *Advances in Neural Information Processing Systems*, pages 6355–6366, 2018.
- [17] Carl Yang, Yangzihao Wang, and John D Owens. Fast sparse matrix and sparse vector multiplication algorithm on the gpu. In *2015 IEEE International Parallel and Distributed Processing Symposium Workshop*, pages 841–847. IEEE, 2015.
- [18] Ronghui You, Zihan Zhang, Ziyue Wang, Suyang Dai, Hiroshi Mamitsuka, and Shanfeng Zhu. AttentionXML: Label tree-based attention-aware deep model for high-performance extreme multi-label text classification. In *Advances in Neural Information Processing Systems*, pages 5820–5830, 2019.
- [19] Hsiang-Fu Yu, Kai Zhong, and Inderjit S Dhillon. PECOS: Prediction for enormous and correlated output spaces. *arXiv preprint*, 2020.

Dataset	eurlex-4k	amazoncat-13k	wiki10-31k	wiki-500k	amazon-670k	amazon-3m
Dimension ( $d$ )	5K	204K	102K	2M	136K	337K
Labels ( $L$ )	4K	13K	31K	501K	670K	3M
Train Data Size	16K	1M	14K	2M	490K	2M
Test Data Size	4K	307K	7K	784K	153K	743K

Table 5: Size statistics for all datasets in our experiments

Iteration Method	Per-Query Time Complexity	Extra Memory Overhead
Marching Pointers	$O(\text{nnz}_x + \text{nnz}_K)$	None
Binary Search	$O(\min(\text{nnz}_x, \text{nnz}_K) \cdot \log(\max(\text{nnz}_x, \text{nnz}_K)))$	None
Hash-map	$O(h \cdot \text{nnz}_x)$	$O(c \cdot \text{nnz}_K)$
Dense Lookup	$O(\text{nnz}_x + \text{nnz}_K/n)$	$O(d)$

Table 6: A chart of the per-query time complexity and memory overhead of all the different iteration methods provided in this section. Here  $h$  denotes the time it takes to perform a hash lookup,  $c$  denotes the number of chunks,  $\text{nnz}_x = |\mathcal{S}(x)|$  and  $\text{nnz}_K = |\mathcal{S}(K)|$ .

## A APPENDIX

### Algorithm 4 Sparse Vector Inner Product

---

```

1: Input: Sparse vectors  $\mathbf{x} \in \mathbb{R}^d$  and  $\mathbf{y} \in \mathbb{R}^d$ 
2: Output: The value of  $\mathbf{x} \cdot \mathbf{y}$ 
3: Initialize result variable:  $z \leftarrow 0$ .
4: Initialize nonzero entry indices:  $i_x \leftarrow 0$  and  $i_y \leftarrow 0$ 
5: Note: For vector  $\star$ ,  $\mathcal{S}(\star)$  denotes the array of indices of nonzeros in  $\star$ 
6: Note: The LowerBound( $L, i$ ) function finds the index of the first element in list  $L$  that is not less than  $i$ .
7: repeat
8:   Get index of  $i_x$ -th nonzero in  $\mathbf{x}$ :  $j_x \leftarrow \mathcal{S}(\mathbf{x})[i_x]$ 
9:   Get index of  $i_y$ -th nonzero in  $\mathbf{y}$ :  $j_y \leftarrow \mathcal{S}(\mathbf{y})[i_y]$ 
10:  if Collision check:  $j_x = j_y$  then
11:     $z \leftarrow z + x_{j_x} y_{j_y}$ 
12:    Increment  $i_x$  and  $i_y$ .
13:  else if  $j_x < j_y$  then
14:    Advance  $i_x$ :  $i_x \leftarrow \text{LowerBound}(\mathcal{S}(\mathbf{x}), j_y)$ 
15:  else if  $j_y < j_x$  then
16:    Advance  $i_y$ :  $i_y \leftarrow \text{LowerBound}(\mathcal{S}(\mathbf{y}), j_x)$ 
17:  end if
18: until  $i_x = \text{Length}(\mathcal{S}(\mathbf{x}))$  and  $i_y = \text{Length}(\mathcal{S}(\mathbf{y}))$ 
19: return  $z$ 

```

---

### A.1 Selecting an Iteration Method

Using the results of the performance benchmark, as well as the contents of Table 6, we briefly provide a guide to choosing a version of the MSCM technique that performs well in a given setting. We always recommend using MSCM, and we suggest that the user consider their choice of iteration scheme in the following order:

- (1) **Dense Lookup MSCM:** Use this when batch sizes are sufficiently large and storing a dense vector of feature dimension  $d$  is not an issue. Conversely, when the batch size is small (i.e., online settings), we don't recommend using dense lookup.

- (2) **Hash-map MSCM:** We recommend using this technique when the queries are significantly sparser than the MSCM chunks. However, this technique typically requires some memory overhead (in our implementation around 40% additional memory), because a hash-map of nonzero rows must be stored for every chunk.
- (3) **Binary Search MSCM:** We recommend using this if the extra memory requirements of hash-map MSCM are too demanding, as this seems to be a good alternative to hash-maps with only a slight loss in performance, according to our benchmarks. Also, we recommend using this if the weight matrices are significantly sparser than the queries.
- (4) **Marching Pointers MSCM:** We have not found any situations in our data where this outperforms the above two. However, there may be hypothetical cases where marching pointers can perform better than hash-maps or binary search. For example, if queries and chunks are equally sparse, then marching pointers could have the best complexity.