

REGIONViT: REGIONAL-TO-LOCAL ATTENTION FOR VISION TRANSFORMERS

Chun-Fu (Richard) Chen, Rameswar Panda, Quanfu Fan

MIT-IBM Watson AI Lab

chenrich@us.ibm.com, rpanda@ibm.com, qfan@us.ibm.com

ABSTRACT

Vision transformer (ViT) has recently shown its strong capability in achieving comparable results to convolutional neural networks (CNNs) on image classification. However, vanilla ViT simply inherits the same architecture from the natural language processing directly, which is often not optimized for vision applications. Motivated by this, in this paper, we propose a new architecture that adopts the pyramid structure and employ novel regional-to-local attention rather than global self-attention in vision transformers. More specifically, our model first generates regional tokens and local tokens from an image with different patch sizes, where each regional token is associated with a set of local tokens based on the spatial location. The regional-to-local attention includes two steps: first, the regional self-attention extracts global information among all regional tokens and then the local self-attention exchanges the information among one regional token and the associated local tokens via self-attention. Therefore, even though local self-attention confines the scope in a local region but it can still receive global information. Extensive experiments on four vision tasks, including image classification, object and keypoint detection, semantics segmentation and action recognition, show that our approach outperforms or is on par with state-of-the-art ViT variants including many concurrent works. Our source codes and models are available at <https://github.com/IBM/RegionViT>.

1 INTRODUCTION

Transformers (Vaswani et al., 2017) based on self-attention come naturally with the ability to learn long-range dependencies in sequential data. As important as it is to language modeling (Devlin et al., 2019), such ability is also highly desired for many vision tasks where contextual modeling plays a significant role. For this reason, self-attention and transformers have been receiving an increasing attention in the vision community (Bello, 2021; Srinivas et al., 2021; Zhao et al., 2020; Ramachandran et al., 2019a; Bello et al., 2019; Hu et al., 2019; Ramachandran et al., 2019b; Wang et al., 2018). Especially, the recent Vision Transformers (ViT) (Dosovitskiy et al., 2021) demonstrates comparable image classification results against the firmly established and prevalent CNNs in computer vision (He et al., 2016; Tan & Le, 2019; Brock et al., 2021), albeit relying on a huge amount of training data. It has since then led to an explosion of interest in further investigating its potential for a wide variety of vision applications (Wu et al., 2021; Wang et al., 2021; Heo et al., 2021; Zhang et al., 2021a; Li et al., 2021; Graham et al., 2021; Liu et al., 2021; Chu et al., 2021a; Yan et al., 2021; Chen et al., 2021b).

The ViT inherits the entire architecture from the vanilla transformer (Vaswani et al., 2017), which is designed for natural language processing tasks, and some of those designs thus may not meet the needs of vision tasks. For example, the transformer has an isotropic network structure with a fixed number of tokens and unchanged embedding size, which loses the capability to model the context with different scales and allocates computations at different scales. As opposed to this, a majority of CNNs adopt a popular pyramid architecture to compute multi-scale features efficiently. Recent vision transformers such as PVT (Wang et al., 2021) and PiT (Heo et al., 2021) also follow a similar pyramid structure as CNNs, showing improvement on both computation and memory efficiency as well as on model accuracy. Another critical bottleneck of the transformer is that the self-attention module has a quadratic cost in memory and computation with regard to the sequence length (i.e., the

number of tokens). This issue is even worse in ViT as images are 2-D, suggesting a quadratic relationship between the number of tokens and image resolution. As a result, ViT indicates a quadruple complexity w.r.t image resolution. The highly compute- and memory-intensive self-attention makes it challenging to train vision transformer models at fine-grained patch sizes. It also significantly undermines the applications of these models to tasks such as object detection and semantic segmentation, which benefit from or require fine feature information computed from high-resolution images.

To address the aforementioned computational limitations of vision transformers, in this work, we develop a memory-friendly and efficient self-attention method for transformer models to reach their promising potential for vision applications. We propose a novel coarse-to-fine mechanism to compute self-attention in a hierarchical way. Specifically, our approach first divides the input image into a group of non-overlapping patches of large size (e.g., 28×28), on which *regional tokens* are computed via linear projection. Similarly, *local tokens* are created for each region using a smaller patch size (e.g., 4×4). We then use a standard transformer to process regional and local tokens separately. To enable communication between the two types of tokens, we first perform self-attention on regional tokens (*regional attention*) and then jointly attend to the local tokens of each region including their associated regional token (*local attention*). By doing so, regional tokens pass global contextual information to local tokens efficiently while being able to effectively learn from local tokens themselves. For clarity, we represent this two-stage attention mechanism as *Regional-to-Local Attention*, or *R2L attention* for short (see Figure 1 for an illustration). Since both regional and local attention involve much fewer tokens, our R2L attention requires substantially less memory than regular global self-attention used in vision transformers. For example, in our default setting, the memory saving using R2L attention can be up to as much as 73%. We demonstrate the effectiveness of our approach on image classification and several downstream vision tasks including object detection and action recognition.

To summarize, our key contributions in this work are as follows:

1. We propose a new vision transformer (RegionViT) based on regional-to-local attention to learn both local and global features. Our proposed regional-to-local attention alleviates the overhead of standard global attention (too many tokens) and the weakness of pure local attention (no interaction between regions) used in existing vision transformers.
2. Our regional-to-local attention reduces the memory complexity significantly as compared to standard self-attention, leading to a savings in memory complexity by about $\mathcal{O}(N/M^2)$, where M is the window size of a region and N is the total number of tokens. This effectively allows us to train a more deep network for better performance while with comparable complexity.
3. Our models outperform or on par with several concurrent works on vision transformer that exploit pyramid structure for image classification. Experiments also demonstrate that our models work well on several downstream classification tasks, including object detection and action recognition.

2 RELATED WORK

CNNs with Attention. Attention has been widely used for enhancing the features in CNNs, e.g., SENet (Hu et al., 2018) and CBAM (Woo et al., 2018). Various methods have been proposed that combine self-attention with CNNs (Bello, 2021; Srinivas et al., 2021; Zhao et al., 2020; Ramachandran et al., 2019a; Bello et al., 2019; Hu et al., 2019; Ramachandran et al., 2019b;

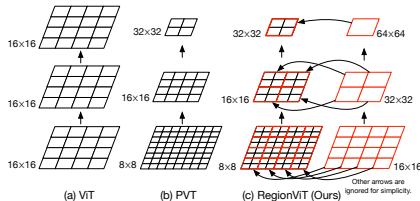


Figure 1: **Regional-to-Local Attention for Vision Transformers.** (a) ViT uses a fixed patch size through the whole network, (b) PVT adopts a pyramid structure to gradually enlarge the patch size in the network. Both ViT and PVT uses all tokens in self-attention, which are computational- and memory-intensive. (c) Our proposed approach combines a pyramid structure with an efficient regional-to-local (R2L) attention mechanism to reduce computation and memory usage. Our approach divides the input image into two groups of tokens, regional tokens of large patch size (red) and local ones of small patch size (black). The two types of tokens communicate efficiently through R2L attention, which jointly attends to the local tokens in the same region and the associated regional token. Note that the numbers denote the patch sizes at each stage of a model. Other arrows are ignored for simplicity.

Table 1: **Comparison to related works.** Most works use non-overlapped windows to group tokens, and then propose the corresponding methods to assure the information exchange among regions.

Methods	Structure	Attention Types	Windows of Local Attention	Handling Non-overlapped Regions	Global Tokens
ViT (Dosovitskiy et al., 2021)	Isotropic	Global	N/A	N/A	N/A
PVT (Wang et al., 2021)	Pyramid	Global	N/A	N/A	N/A
Swin (Liu et al., 2021)	Pyramid	Local	Strictly Non-overlapped	Shifting the window	None
ViL (Zhang et al., 2021a)	Pyramid	Local + Global	Overlapped	N/A [†]	One learnable token
Twins (Chu et al., 2021a)	Pyramid	Local + Global	Non-overlapped	GA	Subsampled from local tokens
RegionViT (Ours)	Pyramid	Local + Regional	Non-overlapped	Regional-to-local attention	Regional tokens

GA: global attention. [†]: not applicable as ViL used overlapped windows.

Wang et al., 2018). E.g., SAN (Zhao et al., 2020) and SASA (Ramachandran et al., 2019a) attempts to replace all convolutional layers with local self-attention network. While these works show promising results, their complexity is relatively high due to the self-attention. On the other hand, BoTNet (Srinivas et al., 2021) replaces few convolutional layers with a slightly-modified self-attention to balance computation and accuracy. LambdaNet work (Bello, 2021) uses the approximated self-attention to reduce the overhead of self-attention and make the network efficient. Few works use attention approach to define the regional of interest for the fine-grained visual recognition (Zheng et al., 2020; Ding et al., 2021; Wharton et al., 2021). In contrast, our model utilizes regional-to-local attention to alleviate the workload of global self-attention by local attention while still keeping the global information via regional attention.

Vision Transformer. ViT (Dosovitskiy et al., 2021) has recently achieved comparable results to CNNs when using a huge amount of data, e.g., JFT300M (Sun et al., 2017). DeiT (Touvron et al., 2020; Wightman, 2019) subsequently proposes an efficient training scheme that allows vision transformer to work on par with CNNs while training only on ImageNet1K (Deng et al., 2009). Despite promising performance of ViT, the architecture is directly borrowed from natural language processing, which might not be suitable for vision applications. Motivated by this, two main line of research works have been developed to improve ViT. One is to enhance different components of the vision transformer (Yuan et al., 2021; Han et al., 2021; Touvron et al., 2021; Jiang et al., 2021) while still using isotropic structure (i.e., fixed token numbers and channel dimension) like ViT, e.g., while T2T-ViT (Yuan et al., 2021) introduces a Tokens-to-Token (T2T) transformation to encode local structure for each token, CrossViT propose a dual-path architecture, each with different scales, to learn multi-scale features (Chen et al., 2021a). CaiT (Touvron et al., 2021) proposes a layer-scalar to train a deeper network for better performance and LV-ViT (Jiang et al., 2021) modified how the model is trained when CutMix (Yun et al., 2019) augmentation is applied on ViT. Another parallel thread for improving vision transformer is in incorporating CNN-like pyramid structure into ViT (Wu et al., 2021; Wang et al., 2021; Heo et al., 2021; Zhang et al., 2021a; Li et al., 2021; Graham et al., 2021; Liu et al., 2021; Chu et al., 2021a; Yan et al., 2021; Chen et al., 2021b). PVT (Wang et al., 2021) and PiT (Heo et al., 2021) introduce the pyramid structure into ViT, which makes them more suitable for objection detection as it can provide multi-scale features. LocalViT (Li et al., 2021) and ConT (Yan et al., 2021) mix convolutions with self-attention to encode locality information. Swin (Liu et al., 2021), ViL (Zhang et al., 2021a) and Twins (Chu et al., 2021a) limited the self-attention into a local region and then propose different methods to allow the interaction among each local region. Our model also utilizes pyramid structure and limits the self-attention in a local region; while we propose the regional-to-local attention to exchange the information among each region efficiently.

Difference from PVT, Swin, ViL and Twins. Table 1 summarizes the difference between our proposed approach, RegionViT with the closely related works. PVT (Wang et al., 2021) uses pyramid structure but the scope of self-attention is still global. While ViL (Zhang et al., 2021a) limits self-attention into a local region, they adopt *overlapping* windows as convolutions to process all the tokens. On the other hand, Swin (Liu et al., 2021), Twins (Chu et al., 2021a) and ours adopt *non-overlapped* windows. While Swin shifts the position of windows alternatively in the consecutive transformer encoder to allow the interaction between regions, Twins subsamples local tokens as the global tokens, and then use the global tokens as the keys for self-attention to achieve the interaction between regions. By contrast, our proposed method utilizes a extra set of regional tokens with regional-to-local attention to perform self-attention on regional tokens only for the global information and then each regional token is sent to the associated local tokens to pass the global information. One major difference from others is that the local self-attention in our approach includes one extra regional token to exchange the global information with local tokens.

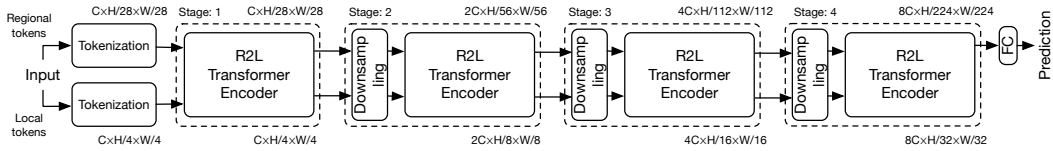


Figure 2: **Architecture of the proposed RegionViT.** Two paths are in our proposed network, including regional tokens and local tokens, and their information is exchanged in the regional-to-local (R2L) transformer encoders. In the end, we average all *regional tokens* and use it for the classification. The tensor shape here is computed based on that regional tokens take a patch of 28^2 and local tokens take a patch of 4^2 .

3 METHOD

Our method is built on top of a vision transformer, so we first present a brief background of ViT and then describe our method (RegionViT) on regional-to-local attention for vision transformers.

Vision Transformer. As opposed to CNN-based approaches for image classification, ViT is a purely attention-based counterpart, borrowed from NLP. It consists of stacked transformer encoders, each of which contains a multihead self-attention (MSA) and a feed-forward network (FFN) with layer normalization and residual shortcut. To classify an image, ViT first splits it into patches of fixed size, e.g. 16×16 , and then transforms them into tokens by linear projection. A class token is additionally prepended to the patch tokens to form the input sequence. Before the token are fed into transformer encoders, a learnable absolute positional embedding is added to each token to learn the position information. At the end of the network, the class token is used as the final feature representation for classification. Mathematically, ViT can be expressed as

$$\begin{aligned} \mathbf{x}_0 &= [\mathbf{x}_{cls} || \mathbf{x}_{patch}] + \mathbf{x}_{pos} \\ \mathbf{y}_k &= \mathbf{x}_{k-1} + \text{MSA}(\text{LN}(\mathbf{x}_{k-1})), \mathbf{x}_k = \mathbf{y}_k + \text{FFN}(\text{LN}(\mathbf{y}_k)), \end{aligned} \quad (1)$$

where $\mathbf{x}_{cls} \in \mathbb{R}^{1 \times C}$ and $\mathbf{x}_{patch} \in \mathbb{R}^{N \times C}$ are the class token and patch tokens respectively and $\mathbf{x}_{pos} \in \mathbb{R}^{(1+N) \times C}$ is the position embedding, and $[||]$ denotes the tensor concatenation. k , N and C are the layer index, the number of patch tokens and dimension of the embedding, respectively.

While the vanilla ViT is ideally capable of learning global interaction among all the patch tokens, the memory complexity of self-attention becomes high when there are many tokens as the complexity is quadratically linear to the length of the input sequence. Moreover, the use of isotropic structure limits the capability of extending the vanilla ViT model to many vision applications that require high-resolution details, e.g., object detection. To address these issues, we propose regional-to-local attention for vision transformer, RegionViT for short.

An Overview of Our Proposed Approach (RegionViT). Figure 2 illustrates the architecture of the proposed vision transformer, which consists of two tokenization processes that convert an image into *regional* (upper path) and *local* tokens (lower path). Each tokenization is a convolution with different patch sizes, e.g., in Figure 2, the patch size of regional tokens is 28^2 while 4^2 is used for local tokens with dimensions projected to C , which means that one regional token covers 7^2 local tokens based on the spatial locality, leading to the window size of a local region to 7^2 . At stage 1, two sets of tokens are passed through the proposed regional-to-local transformer encoders. However, for the later stages, to balance the computational load and to have feature maps at different resolutions, we deploy a downsampling process to halve the spatial resolution while doubling the channel dimension like CNN on both regional and local tokens before going to the next stage. Finally, at the end of the network, we average the remaining regional tokens as the final embedding for the classification while the detection uses all local tokens at each stage since it provides more fine-grained location information. By having the pyramid structure, the ViT can generate multi-scale features and hence it could be easily extended to more vision applications, e.g., object detection, rather than image classification only. We explain the main components of the regional-to-local transformer encoder in the next section.

Regional-to-Local Transformer Encoder. Figure 3 shows the proposed regional-to-local (R2L) transformer encoder which includes R2L attention and feed-forward network (FFN). Specifically, within R2L attention, the regional self-attention (RSA) first involves all regional tokens to learn the global information efficiently as the number of regional tokens is few and then local self-attention (LSA) takes the local tokens with the associated regional token to learn local feature while the

involved regional token could provide global information at the same time. Both RSA and LSA are multihead self-attention (MSA) but with different input tokens. Finally, the FFN is applied to enhance the features. We also add layer normalization (LN) and residual shortcuts as in standard transformer encoders. Mathematically, given the regional and local tokens, \mathbf{x}_r^{d-1} and \mathbf{x}_l^{d-1} as the inputs at layer d , the R2L transformer encoder can be expressed as:

$$\begin{aligned} \mathbf{y}_r^d &= \mathbf{x}_r^{d-1} + \text{RSA}(\text{LN}(\mathbf{x}_r^{d-1})), \quad \mathbf{y}_{i,j}^d = [\mathbf{y}_{r,i,j}^d || \{\mathbf{x}_{l,i,j,m,n}^{d-1}\}_{m,n \in M}] \\ \mathbf{z}_{i,j}^d &= \mathbf{y}_{i,j}^d + \text{LSA}(\text{LN}(\mathbf{y}_{i,j}^d)), \quad \mathbf{x}_{i,j}^d = \mathbf{z}_{i,j}^d + \text{FFN}(\text{LN}(\mathbf{z}_{i,j}^d)) \end{aligned} \quad (2)$$

where i, j are the spatial index with respect to regional tokens while m, n are the index of local token in the window size M^2 . Note that the input of LSA, $\mathbf{y}_{i,j}^d$, includes one regional token and corresponding local tokens, and thus, the information between local and regional tokens are exchanged; on the other hand, the outputs, \mathbf{x}_r^d and \mathbf{x}_l^d , can be extracted from $\mathbf{x}_{i,j}^d$ like the top-right equation.

The RSA exchanges information among all tokens, which covers the context of the whole image; while the LSA combines the features among the tokens belonging to the spatial region, including both regional and local tokens. Since the regions are divided by non-overlapped windows, the RSA is also designed to exchange the information among regions where the LSA takes one regional token and then combines with it the local tokens in the same region. In such a case, all local tokens are still capable of getting global information while being more focused on local neighbors. It is worth noting that the weights are shared between RSA and LSA except for the layer normalization; therefore, the number of parameters won't increase significantly when compared to the standard transformer encoder. With these two attentions, the R2L can effectively and efficiently exchange information among all regional and local tokens. In particular, the self-attention on regional tokens aims to extract high-level information and act as a bridge to pass information of local tokens from one region to other regions. On the other hand, the R2L attention focus on local contextual information with one regional token.

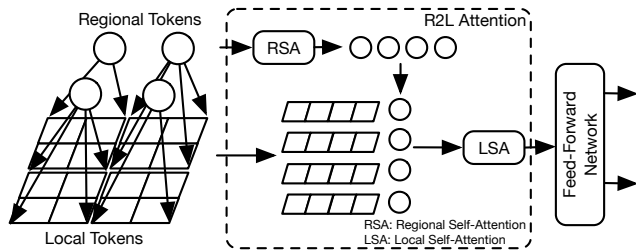


Figure 3: **Illustration of Regional-to-Local (R2L) Transformer Encoder.** All regional tokens are first passed through regional self-attention (RSA) to exchange the information among regions and then local self-attention (LSA) performs parallel self-attention where each takes one regional token and corresponding local tokens. After that, all the tokens are passed through the feed-forward network and split back to the regional and local tokens. RSA and LSA share the same weights.

Moreover, the R2L transformer encoder can further reduce the memory complexity significantly. The memory complexity of a self-attention is $\mathcal{O}(N^2)$, where N is the number of local tokens. When a region contains M local tokens, and there are N/M regions, the memory complexity is $\mathcal{O}((M+1)^2 \times (N/M))$; while the complexity from the attention on regional tokens is $\mathcal{O}((N/M)^2)$. Hence, the overall complexity becomes $\mathcal{O}((M+1)^2 \times (N/M) + (N/M)^2)$. E.g., the main component of RegionViT is stage 3, where M is 49 and N is 196; therefore, the memory complexity saving is $\sim 73\%$. The saving of each model and each stage is varied based on the model configuration.

Relative Position Bias. The locality is an important clue for understanding visual content; therefore, instead of adding absolute position embedding used by the vanilla ViT, we introduce the relative position bias into the attention map of R2L attention since relative position between patches (or pixels) are more important than the absolute position as objects in the images can be placed in an arbitrary way (Ramachandran et al., 2019a; Liu et al., 2021). We only add this bias to the attention between local tokens and not the attention between regional tokens and local tokens. Specifically, for a given pair of local tokens at location, $(x_m, y_m), (x_n, y_n)$, the attention value a can be expressed as

$$a_{(x_m, y_m), (x_n, y_n)} = \text{softmax} \left(q_{(x_m, y_m)} k_{(x_n, y_n)}^T + b_{(x_m - x_n, y_m - y_n)} \right), \quad (3)$$

where $b_{(x_m - x_n, y_m - y_n)}$ is taken from a learnable parameter $B \in \mathbb{R}^{2M-1 \times 2M-1}$, where M is the window size of a region. The first term $q_{(x_m, y_m)} k_{(x_n, y_n)}^T$ is the attention value based on their content.

Table 2: Model architectures of RegionViT. For all networks, the dimension per head is 32 and the expanding ratio r in FFN is 4. The patch size of local tokens is always 4 while the patch size of regional tokens is $4 \times M$.

Model	Tokenization		Window size (M)	Dimension (C)	# of Encoders at each stage
	Local	Regional			
RegionViT-Ti	3-conv	linear	7	{64, 128, 256, 512}	{2, 2, 8, 2}
RegionViT-S	3-conv	linear	7	{96, 192, 384, 768}	{2, 2, 8, 2}
RegionViT-M	1-conv	linear	7	{96, 192, 384, 768}	{2, 2, 14, 2}
RegionViT-B	1-conv	linear	7	{128, 256, 512, 1024}	{2, 2, 14, 2}

1-conv: Conv(out=C, k=8, s=4, p=3). 3-conv: Conv(out=C/4, k=3, s=2, p=1) \rightarrow Conv(out=C/2, k=3, s=2, p=1) \rightarrow Conv(out=C, k=3, s=1, p=1), where C is the channel dimension of the first block. LayerNorm and GeLU are added between Conv.

With relative position bias, our model does not require the absolute positional embedding as vanilla ViT since this relative position bias helps to encode the position information.

Downsampling. The spatial and channel dimension are changed along different stages of our network by simply applying 3×3 depth-wise convolution with stride 2 for halving the resolution and doubling the channel dimension for both regional and local tokens (weights are shared) (Heo et al., 2021). We also test with regular convolutions but it does not improve the accuracy with increased complexity.

Input Tokenization. The tokenization for local tokens can be implemented by using a 4×4 convolution with channel size C and stride 4 (i.e. non-overlapped). However, as pointed out in T2T (Yuan et al., 2021), CrossViT (Chen et al., 2021a), and PiT (Heo et al., 2021), using a stronger but still simple subnetwork for the tokenization could further improve the performance, especially for the smaller models. Thus, we adopt two input tokenizations in our model, one still contains only one convolutional layer and another one contains three convolutional layers (see Table 2 for details).

Regional Tokens. We adopt a simple approach to generate regional tokens, that is, using linear projection with larger patch sizes in comparison to the patch size for the local tokens. E.g., as shown in Figure 2, the patch size for local tokens is 4×4 , we simply use patch size 28×28 to split the image and then project each patch linearly to generate regional tokens.

Table 2 shows our RegionViT models with different configurations. By default, the window size is 7 while we also experiment with a larger window size (14), those models are annotated with +.

4 EXPERIMENTS

4.1 IMAGE CLASSIFICATION

Datasets. We use ImageNet1K (Deng et al., 2009) (IN1K) and ImageNet21K (Deng et al., 2009) (IN21K) to validate our method. ImageNet1K contains 1.28 million training images and 50k validation images over 1k classes, and ImageNet21K is a large-scale dataset that consists of around 14 million images over 21,841 classes. We use all images for training and then finetune the model on ImageNet1K. Moreover, we also perform the transfer learning from ImageNet1K to five downstream datasets, including CIFAR10 (Krizhevsky et al., 2009), CIFAR100 (Krizhevsky et al., 2009), IIIPets (Parkhi et al., 2012), StanfordCars (Krause et al., 2013) and ChestXRay8 (Wang et al., 2017).

Table 3: Comparisons with recent pyramid-like structure-based ViT models on ImageNet1K. The bold numbers indicate the best number within each section.

Model	Params (M)	FLOPs (G)	Acc. (%)	Model	Params (M)	FLOPs (G)	Acc. (%)
PiT-XS (Heo et al., 2021)	10.6	1.4	78.1	ConT-M (Yan et al., 2021)	39.6	6.4	81.8
ConT-S (Yan et al., 2021)	10.1	1.5	76.5	Twins-PCPVT-B (Chu et al., 2021a)	43.8	6.4	82.7
PVT-T (Wang et al., 2021)	13.2	1.9	75.1	PVT-M (Wang et al., 2021)	44.2	6.7	81.2
ConViT-Ti+ (d’Ascoli et al., 2021)	10.0	2.0	76.7	CvT-21 (Wu et al., 2021)	32.0	7.1	82.5
Twins-SVT-S (Chu et al., 2021a)	24.0	2.8	81.7	Twins-SVT-B (Chu et al., 2021a)	56	8.3	83.2
PiT-S (Heo et al., 2021)	23.5	2.9	80.9	ViL-M (Zhang et al., 2021a)	39.7	8.7	83.3
ConT-M (Yan et al., 2021)	19.2	3.1	80.2	Swin-S (Liu et al., 2021)	50.0	8.7	83.0
Twins-PCPVT-S (Chu et al., 2021a)	24.1	3.7	81.2	PVT-L (Wang et al., 2021)	61.4	9.8	81.7
PVT-S (Wang et al., 2021)	24.5	3.8	79.8	ConViT-S+ (d’Ascoli et al., 2021)	48.0	10.0	82.2
RegionViT-Ti	13.8	2.4	80.4	NesT-S (Zhang et al., 2021b)	38.0	10.4	83.3
RegionViT-Ti+	14.3	2.7	81.5	RegionViT-M	41.2	7.4	83.1
DeiT-S (Touvron et al., 2020)	22.1	4.6	79.9	RegionViT-M+	42.0	7.9	83.4
CvT-13 (Wu et al., 2021)	20.0	4.5	81.6	DeiT-B (Touvron et al., 2020)	86.6	17.6	81.8
Swin-T (Liu et al., 2021)	29.0	4.5	81.3	PiT-B (Heo et al., 2021)	73.8	12.5	82.0
LocalViT-S (Li et al., 2021)	22.4	4.6	80.8	ViL-B (Zhang et al., 2021a)	55.7	13.4	83.2
ViL-S (Zhang et al., 2021a)	24.6	4.9	82.0	Twins-SVT-L (Chu et al., 2021a)	99.2	14.8	83.7
VisFormer-S (Chen et al., 2021b)	40.2	4.9	82.3	Swin-B (Liu et al., 2021)	88.0	15.4	83.5
ConViT-S (d’Ascoli et al., 2021)	27.0	5.4	81.3	ConViT-B (d’Ascoli et al., 2021)	86.0	17.0	82.4
NesT-S (Zhang et al., 2021b)	17.0	5.8	81.5	NesT-B (Zhang et al., 2021b)	68.0	17.9	83.8
RegionViT-S	30.6	5.3	82.6	RegionViT-B	72.7	13.0	83.2
RegionViT-S+	31.3	5.7	83.3	RegionViT-B+	73.8	13.6	83.8

Table 4: Results on IN1K with IN21K and transfer learning.

(a) IN1K results with IN21K.				(b) Transfer learning on downstream tasks.					
Model	Params (M)	FLOPs (G)	Acc. (%)	CIFAR10	CIFAR100	Pet	StanfordCars	ChestXRy8	
ViL-B	55.7	43.7	86.0	DeiT-S	99.1	90.9	94.9	91.5	55.4
Swin-L	197.0	103.9	87.3	DeiT-B	99.1	90.8	94.4	91.7	55.8
CvT-W24	277	193.2	87.7	RegionViT-S	98.9	90.0	95.3	92.8	57.8
RegionViT-B+	76.5	42.6	86.5	RegionViT-M	99.0	90.8	95.5	91.9	58.3

Table 5: Object detection performance on MS COCO val2017 with 1× and 3× schedule. The bold number indicates the best number within the section, and for MaskRCNN, both AP^b and AP^m are annotated.

Backbone	Params (M)	FLOPs (G)	RetineNet		Params (M)	FLOPs (G)	MaskRCNN			
			1× AP	3× AP			1× AP ^b	1× AP ^m	3× AP ^b	3× AP ^m
ResNet50	37.7	234	36.3	39.0	44.2	260.0	38.0	34.4	41.0	37.1
ConT-M (Yan et al., 2021)	27.0	217.2	39.3	—	—	—	40.5	38.1	—	—
PVT-S (Wang et al., 2021)	34.2	—	40.4	42.2	44.1	—	40.4	37.8	43.0	39.6
ViL-S (Zhang et al., 2021a)	35.7	252.2	41.6	42.9	45.0	174.3	41.8	38.5	43.4	39.6
Swin-T (Liu et al., 2021)	38.5	245	41.5	43.9	47.8	264	42.2	39.1	46.0	41.6
Twins-SVT-S (w/ PEG) (Chu et al., 2021a)	34.3	209	43.0	45.6	44.0	228	43.5	40.3	46.8	42.6
RegionViT-S	40.8	192.6	42.2	45.8	50.1	171.3	42.5	39.5	46.3	42.3
RegionViT-S+	41.5	204.2	43.1	46.9	50.9	182.9	43.5	40.4	47.3	43.4
RegionViT-S+ w/ PEG	41.6	204.3	43.9	46.7	50.9	183.0	44.2	40.8	47.6	43.4
ResNet101	56.7	315	38.5	40.9	63.2	336	40.4	36.4	42.8	38.5
ResNeXt101-32x4d	56.4	319.1	39.9	41.4	62.8	340	41.9	37.5	44.0	39.2
PVT-M (Wang et al., 2021)	53.9	—	41.9	43.2	63.9	—	42.0	39.0	44.2	40.5
ViL-M (Zhang et al., 2021a)	50.8	338.9	42.9	43.7	60.1	261.1	43.4	39.7	44.6	40.7
Swin-S (Liu et al., 2021)	59.8	335	44.5	46.3	69.1	354	44.8	40.9	47.6	42.8
Twins-SVT-B (w/ PEG) (Chu et al., 2021a)	67.0	322	45.3	46.9	76.3	340	45.2	41.5	48.0	43.0
RegionViT-B	83.4	308.9	43.3	46.1	92.2	287.9	43.5	40.1	47.2	43.0
RegionViT-B+	84.4	328.1	44.2	46.9	93.2	307.1	44.5	41.0	48.1	43.5
RegionViT-B+ w/ PEG	84.5	328.2	44.6	46.9	93.2	307.2	45.4	41.6	48.3	43.5
ResNeXt101-64x4d	95.5	473	41.0	—	101.9	493	42.8	38.4	—	—
PVT-L (Wang et al., 2021)	71.1	345	42.6	—	81.0	364	42.9	39.5	—	—
ViL-B (Zhang et al., 2021a)	66.7	443.0	44.3	44.7	76.1	365.1	45.1	41.0	45.7	41.3
Swin-B (Liu et al., 2021)	98.4	477	44.7	—	107.2	496	45.5	41.3	—	—
Twins-SVT-L (w/ PEG) (Chu et al., 2021a)	110.9	455	45.7	—	119.7	474	45.9	41.6	—	—
RegionViT-B+ w/ PEG†	84.5	506.4	46.1	48.2	93.2	464.4	46.3	42.4	49.2	44.5

The reported results of Swin are from Twins as the original paper does not include results with ImageNet1K weights. †: input resolution is 896×1344.

Training and Evaluation. We follow DeiT (Touvron et al., 2020) to train our models on IN1K except that we use batch size 4,096 with a base learning rate 0.004 and the warm-up epochs is 50. We adopt the AdamW (Loshchilov & Hutter, 2019) optimizer with cosine learning rate scheduler (Loshchilov & Hutter, 2017). We apply Mixup (Zhang et al., 2018), CutMix (Yun et al., 2019), RandomErasing (Zhong et al., 2020), label smoothing (Szegedy et al., 2016), RandAugment (Cubuk et al., 2020) and instance repetition (Hoffer et al., 2020). During training, we random cropped a 224×224 region and take a 224×224 center crop after resizing the shorter side to 256 for evaluation. We used a similar setting for IN21K and transfer learning, and more details can be found in Section A.1.

Results on ImageNet1K. Table 3 shows the results on ImageNet1K where the methods listed all adopt CNN-like pyramid structure into the ViT and are all very recent and concurrent works. For the smaller models (Ti, S), RegionViT achieves a better trade-off between accuracy and complexity (parameters or FLOPs); on the other hand, for the larger models (M and B), it obtains better accuracy while having fewer FLOPs and parameters. The efficiency of RegionViT comes from the proposed R2L transformer encoder, and hence with such efficiency, it enables the network to be wide and deep for better accuracy with comparable complexity.

Results on ImageNet21K. Table 4a shows that our model achieves a good accuracy-efficiency trade-off with ImageNet21K for pretraining. RegionViT-B+ only needs 25% parameters and FLOPs compared to CvT-W24 (Wu et al., 2021) and half parameters and FLOPs to Swin-L (Liu et al., 2021).

Results on Transfer Learning. Table 4b shows the transfer learning results with ImageNet1K pretrained weights. Our model outperforms DeiT (Touvron et al., 2020) by 2~3% on ChestXRy8, which has a larger domain gap from ImageNet1K than other four datasets. We think this is because the hierarchical feature models could provide better generalization for the domain gap compared to DeiT which uses isotropic spatial resolution throughout the whole network.

4.2 OBJECT DETECTION AND SEMANTIC SEGMENTATION

Dataset. We use MS COCO 2017 to validate our models (Lin et al., 2014) on object detection. COCO 2017 dataset contains 118K images for training and 5K images for validation across 80 categories. We also test our model on keypoint detection and results are shown in Sec. B. On the other hand, we validate our model with semantic segmentation on ADE20K (Zhou et al., 2017). The ADE20K dataset contains 20k images in the training set, 2k images for validation.

Training and Evaluation. For object detection, we adopt RetinaNet (Lin et al., 2017) and MaskRCNN (He et al., 2017) as our detection framework. We simply replace the backbone with RegionViT, and then output the local tokens at each stages as multi-scale features for the detector. The regional tokens are not used in the detection. Before sending the features to the detector framework, we add new layer normalization layers to normalize the features. We use RegionViT-S and RegionViT-B as the backbone and the weights are initialized from ImageNet1K pretraining. The shorter side and longer side of the input image is resized to 672 and 1,120, respectively. We train our models based on the settings in $1\times$ and $3\times$ schedule in Detectron2 (Wu et al., 2019) for object detection. More training details could be found in A.2. For semantic segmentation, we adopt Semantic FPN as the framework (Kirillov et al., 2019) and use RegionViT as the backbone. We initialize models with ImageNet1K weights, and mostly follow the training receipt in Twins’ paper (Chu et al., 2021a). More training details can be found in Sec. A.3.

Results on Object Detection. Table 5 compares RegionViT with other methods. For the smaller models, RegionViT-S and RegionViT-S+ achieve similar accuracy while being moderately efficient in terms of FLOPs. We find that the position encoding generator (PEG) proposed by (Chu et al., 2021b) could help the detection accuracy substantially, so we also provide the results with PEG, which are also used in Twins (Chu et al., 2021a). For the middle size models with RetinaNet, RegionViT-B are slightly worse than Twins with $1\times$ schedule; however, our model catches up the performance with $3\times$ schedule. When comparing the large models under similar FLOPs (RegionViT-B+ w/ PEG[†]), we further train our model with the similar resolution used by other works, and observe that our models outperform all others while being more parameter efficient (models marked with [†] in Table 5).

Results on Semantic Segmentation. Table 6 compares ours to Swin (Liu et al., 2021) and Twins. As PEG is useful for object detection, we show the results with PEG. Our models achieved significant improvement with similar FLOPs for both models. This suggests that the proposed R2L attention can effectively model global context.

Table 6: Performance on semantic segmentation.

Model	FLOPs (G)	Params (M)	mIoU (%)
Swin-T*	46	31.9	41.5
Twins-SVT-S	37	28.3	43.2
RegionViT-S+ (w/ PEG)	37	35.7	45.3
Swin-S*	70	53.2	45.2
Twins-SVT-B	67	60.4	45.3
RegionViT-B+ (w/ PEG)	67	78.3	47.5

*: Numbers are cited from the reproduced results of Twins’ paper.

4.3 ACTION RECOGNITION

Datasets and Setup. We validate our approach on Kinetics400 (K400) (Kay et al., 2017) and Something-Something V2 (SSV2) (Goyal et al., 2017). We adopt the divided-space-time attention in TimeSformer (Bertasius et al., 2021) as the temporal modeling to perform action recognition experiments. More details could be found in Sec. A.4.

Results. Table 7 shows that with RegionViT as the backbone, the model can be much more efficient with competitive accuracy to TimeSformer, which uses vanilla ViT as the backbone. RegionViT-M could reduce more than 50% FLOPs and parameters than the TimeSformer. This not only shows the importance of spatial modeling in action recognition but also validates that our proposed model can also be extended for efficient action recognition.

Table 7: Performance on action recognition.

Model	FLOPs* (G)	Params (M)	K400 Acc. (%)	SSV2 Acc. (%)
TimeSformer	197	121.4	75.8	59.5
x TimeSformer [†]	197	121.4	77.1	59.2
RegionViT-S	59.4	42.9	76.6	59.7
RegionViT-M	83.1	57.5	77.6	59.8

*: FLOPs of single crop. [†]: retrained with the same setting.

4.4 ABLATION STUDY

We perform the following experiments to verify the effectiveness of different components in RegionViT. All experiments are conducted based on RegionViT-S.

Regional Tokens. Table 8 shows the results with and without regional tokens on three tasks, and Table A5 includes FLOPs and parameters comparison. For image classification, the regional tokens provide around 0.4% improvement with negligible overhead in both computations (6%) and parameters (0.7%). On the other hand, the regional tokens clearly improve the performance of object detection and semantic segmentation with negligible overhead (<2% on both FLOPs and parameters). This is because dense prediction tasks require more multi-scale features with global contextual information (provided by the regional tokens) than image classification.

Downsampling. Table 9 shows different approaches for downsampling the patches. 3×3 kernel size achieves better results than 2×2 convolution, because the kernel is non-overlapped with 2×2 convolution, which limits the interaction among local tokens. Moreover, using regular convolution does not improve the performance but increases computations and parameters. Thus, we use 3×3 depthwise convolution for downsampling.

Weight sharing between RSA and LSA as well as downsampling. Table 10 shows the results with and without weight sharing. As seen from the table, using separated weights for RSA and LSA only slightly improves the accuracy but significantly increases the model size. This suggests sharing parameters between RSA and LSA suffices for learning local and global information in our approach.

Keys in LSA. Table 11 studies the number of regional tokens in LSA. When using all regional tokens in the LSA, it provides the local tokens the possibility to explore all global information. Nonetheless, this model only improves 0.1% but with 13% more computations, which suggests that when considering the regional tokens, the one associated with the current region is sufficient to achieve good performance.

Position information. Table 12 compares performance of different combinations of absolute position embedding (APE) and relative position bias (RPB). The models with RPB achieve better accuracy with similar FLOPs and parameters. Although the model with APE could slightly improve the performance, it limits the model to run at a fixed resolution, which is not suitable for vision tasks where image size could be varied. Thus, we only adopt the relative position bias in our models.

Overlapped windows. Table 13 compares the results with and without overlapped windows. The overlapping ratio of neighboring windows is 50% and hence this model allows more interactions among local tokens. It improves RegionViT-S by 0.2% but increases the FLOPs by $3.5\times$. This suggests that the information exchange between the border of windows is sufficiently covered by the proposed R2L attention.

Comparison between R2L attention and shifted-window attention. Table 14 shows the comparison between shifted-window attention (Liu et al., 2021) and proposed R2L attention. R2L attention outperforms shifted-window attention by 0.7%, which shows that our proposed R2L attention can effectively model global information to achieve good performance.

Table 8: Ablation on regional tokens.

Dataset	IN1K	MS COCO		ADE20K
		Regional Tokens	MaskRCNN (AP ^b /AP ^m)	RetinaNet (AP ^b)
N	82.2	40.5/37.8	40.7	42.3
Y	82.6	42.5/39.5	42.2	43.7

Table 9: Different downsampling approaches.

Downsampling	Params	FLOPs (G)	IN1K Acc. (%)
2×2 convolution	32.1	5.5	82.3
3×3 convolution	34.1	5.7	82.5
3×3 depth-wise conv.	30.6	5.3	82.6

Table 10: Weight sharing.

Weight sharing	Params	FLOPs (G)	IN1K Acc. (%)
N	40.4	5.3	82.7
Y	30.6	5.3	82.6

Table 11: Keys in LSA.

Regional tokens	Params	FLOPs (G)	IN1K Acc. (%)
All	30.6	6.0	82.7
Corresponding	30.6	5.3	82.6

Table 12: Different position information.

Abs. pos.	Rel. pos.	Params (M)	FLOPs (G)	IN1K Acc. (%)
N	N	30.6	5.3	82.4
Y	N	30.9	5.3	82.2
Y	Y	30.9	5.3	82.7
N	Y	30.6	5.3	82.6

Table 13: Overlapped windows.

Model	Params	FLOPs (G)	IN1K Acc. (%)
overlapped	30.6	18.8	82.8
non-overlapped	30.6	5.3	82.6

Table 14: Comparison of different attentions.

Model	Params	FLOPs (G)	IN1K Acc. (%)
Shifted-window	29.0	4.5	81.3
R2L	32.1	5.2	82.0

5 CONCLUSION

In this paper, we propose a new ViT architecture that exploits the pyramid structure used in most of CNNs to provide multi-scale features and hence, the models can be more easily extended to different vision applications, like object detection. Moreover, the proposed regional-to-local attention relaxes the memory overhead of performing self-attention on the fine-grained image tokens by limiting the scope of attention but still keeping the capability to explore global information. Extensive experiments on several standard benchmark datasets well demonstrate that our proposed models outperform or are on par with many concurrent ViT variants on four vision applications, including image classification, object and keypoint detection, semantic segmentation and action recognition.

ETHICS STATEMENT

Our work introduces a memory-friendly and efficient self-attention method for transformer models, which have wide-ranging applications to image classification, object detection, human activity recognition, etc. By improving efficiency, our work can have a positive effect on these applications in society, allowing faster processing. E.g., this could enable faster responses to detected events such as medical emergencies or detecting defects in manufacturing parts. Lower computation costs could also save energy and therefore have a positive impact on the environment. Negative impacts of our research are difficult to predict, however, it shares many of the pitfalls associated with deep classification models. E.g., Image and video classification systems have negative implications on privacy and could be used by malicious actors or governments to infringe on the privacy of citizens. Future research into private and ethical aspects of visual recognition is an important direction.

REPRODUCIBILITY STATEMENT

In order to reproduce our results, we describe the details of the hyperparameters used in our training in Appendix A for all the tasks and we also attach our codes for image classification as part of the supplemental material. We will publicly release all the codes and models after acceptance. In the attached codes, we set all the hyperparameters as their default value, so that users can re-run our experiments with exactly the same hyperparameters. The README file also describes the requirement to build necessary Python environment for running the codes.

REFERENCES

- Irwan Bello. Lambdanetworks: Modeling long-range interactions without attention. In *International Conference on Learning Representations*, 2021. URL <https://openreview.net/forum?id=xTJEN-gg11b>.
- Irwan Bello, Barret Zoph, Ashish Vaswani, Jonathon Shlens, and Quoc V Le. Attention augmented convolutional networks. In *Proceedings of the IEEE/CVF International Conference on Computer Vision*, pp. 3286–3295, 2019.
- Gedas Bertasius, Heng Wang, and Lorenzo Torresani. Is Space-Time Attention All You Need for Video Understanding? *arXiv.org*, February 2021.
- Andrew Brock, Soham De, Samuel L Smith, and Karen Simonyan. High-Performance Large-Scale Image Recognition Without Normalization. *arXiv*, 2021.
- Chun-Fu Chen, Quanfu Fan, and Rameswar Panda. CrossViT: Cross-Attention Multi-Scale Vision Transformer for Image Classification. *arXiv.org*, March 2021a.
- Zhengsu Chen, Lingxi Xie, Jianwei Niu, Xuefeng Liu, Longhui Wei, and Qi Tian. Visformer: The Vision-friendly Transformer. *arxiv.org*, April 2021b.
- Xiangxiang Chu, Zhi Tian, Yuqing Wang, Bo Zhang, Haibing Ren, Xiaolin Wei, Huaxia Xia, and Chunhua Shen. Twins: Revisiting Spatial Attention Design in Vision Transformers. *arXiv.org*, April 2021a.
- Xiangxiang Chu, Zhi Tian, Bo Zhang, Xinlong Wang, Xiaolin Wei, Huaxia Xia, and Chunhua Shen. Conditional Positional Encodings for Vision Transformers. *arXiv*, 2021b.
- Ekin Dogus Cubuk, Barret Zoph, Jon Shlens, and Quoc Le. RandAugment: Practical Automated Data Augmentation with a Reduced Search Space. In H Larochelle, M Ranzato, R Hadsell, M F Balcan, and H Lin (eds.), *Advances in Neural Information Processing Systems*, pp. 18613–18624. Curran Associates, Inc., 2020.
- Stéphane d’Ascoli, Hugo Touvron, Matthew Leavitt, Ari Morcos, Giulio Biroli, and Levent Sagun. ConViT: Improving Vision Transformers with Soft Convolutional Inductive Biases. *arXiv.org*, cs.CV, 03 2021. URL [arXiv.org](https://arxiv.org).
- Jia Deng, Wei Dong, Richard Socher, Li-Jia Li, Kai Li, and Li Fei-Fei. Imagenet: A large-scale hierarchical image database. In *2009 IEEE conference on computer vision and pattern recognition*, pp. 248–255. Ieee, 2009.
- Jacob Devlin, Ming-Wei Chang, Kenton Lee, and Kristina Toutanova. BERT: Pre-training of deep bidirectional transformers for language understanding. In *Proceedings of the 2019 Conference of the North American Chapter of the Association for Computational Linguistics: Human Language Technologies, Volume 1 (Long and Short Papers)*, pp. 4171–4186, Minneapolis, Minnesota, June 2019. Association for Computational Linguistics. doi: 10.18653/v1/N19-1423. URL <https://www.aclweb.org/anthology/N19-1423>.
- Yifeng Ding, Zhanyu Ma, Shaoguo Wen, Jiyang Xie, Dongliang Chang, Zhongwei Si, Ming Wu, and Haibin Ling. Ap-cnn: Weakly supervised attention pyramid convolutional neural network for fine-grained visual classification. *IEEE Transactions on Image Processing*, 30:2826–2836, 2021. doi: 10.1109/TIP.2021.3055617.
- Alexey Dosovitskiy, Lucas Beyer, Alexander Kolesnikov, Dirk Weissenborn, Xiaohua Zhai, Thomas Unterthiner, Mostafa Dehghani, Matthias Minderer, Georg Heigold, Sylvain Gelly, Jakob Uszkoreit, and Neil Houlsby. An image is worth 16x16 words: Transformers for image recognition at scale. In *International Conference on Learning Representations*, 2021. URL <https://openreview.net/forum?id=YicbFdNTTy>.
- Raghav Goyal, Samira Ebrahimi Kahou, Vincent Michalski, Joanna Materzynska, Susanne Westphal, Heuna Kim, Valentin Haenel, Ingo Fruend, Peter Yianilos, Moritz Mueller-Freitag, et al. The” something something” video database for learning and evaluating visual common sense. In *ICCV*, 2017.

- Ben Graham, Alaaeldin El-Nouby, Hugo Touvron, Pierre Stock, Armand Joulin, Hervé Jégou, and Matthijs Douze. LeViT: a Vision Transformer in ConvNet’s Clothing for Faster Inference. *arXiv.org*, April 2021.
- Kai Han, An Xiao, Enhua Wu, Jianyuan Guo, Chunjing Xu, and Yunhe Wang. Transformer in transformer. *arXiv preprint arXiv:2103.00112*, 2021.
- Kaiming He, Xiangyu Zhang, Shaoqing Ren, and Jian Sun. Deep Residual Learning for Image Recognition. In *The IEEE Conference on Computer Vision and Pattern Recognition (CVPR)*, June 2016.
- Kaiming He, Georgia Gkioxari, Piotr Dollar, and Ross Girshick. Mask r-cnn. In *Proceedings of the IEEE International Conference on Computer Vision (ICCV)*, Oct 2017.
- Byeongho Heo, Sangdoon Yun, Dongyoon Han, Sanghyuk Chun, Junsuk Choe, and Seong Joon Oh. Rethinking Spatial Dimensions of Vision Transformers. *arXiv.org*, March 2021.
- Elad Hoffer, Tal Ben-Nun, Itay Hubara, Niv Giladi, Torsten Hoefer, and Daniel Soudry. Augment your batch: Improving generalization through instance repetition. In *Proceedings of the IEEE/CVF Conference on Computer Vision and Pattern Recognition (CVPR)*, June 2020.
- Han Hu, Zheng Zhang, Zhenda Xie, and Stephen Lin. Local relation networks for image recognition. In *Proceedings of the IEEE/CVF International Conference on Computer Vision*, pp. 3464–3473, 2019.
- J. Hu, L. Shen, and G. Sun. Squeeze-and-excitation networks. In *2018 IEEE/CVF Conference on Computer Vision and Pattern Recognition*, pp. 7132–7141, 2018. doi: 10.1109/CVPR.2018.00745.
- Zihang Jiang, Qibin Hou, Li Yuan, Daquan Zhou, Xiaojie Jin, Anran Wang, and Jiashi Feng. Token Labeling: Training a 85.4% Top-1 Accuracy Vision Transformer with 56M Parameters on ImageNet. *arxiv.org*, 04 2021. URL arxiv.org.
- Will Kay, Joao Carreira, Karen Simonyan, Brian Zhang, Chloe Hillier, Sudheendra Vijayanarasimhan, Fabio Viola, Tim Green, Trevor Back, Paul Natsev, et al. The kinetics human action video dataset. *arXiv:1705.06950*, 2017.
- Alexander Kirillov, Ross Girshick, Kaiming He, and Piotr Dollar. Panoptic feature pyramid networks. In *Proceedings of the IEEE/CVF Conference on Computer Vision and Pattern Recognition (CVPR)*, June 2019.
- Jonathan Krause, Michael Stark, Jia Deng, and Li Fei-Fei. 3d object representations for fine-grained categorization. In *4th International IEEE Workshop on 3D Representation and Recognition (3dRRR-13)*, Sydney, Australia, 2013.
- Alex Krizhevsky, Geoffrey Hinton, et al. Learning multiple layers of features from tiny images. 2009.
- Yawei Li, Kai Zhang, Jiezhong Cao, Radu Timofte, and Luc Van Gool. LocalViT: Bringing Locality to Vision Transformers. *arXiv.org*, April 2021.
- Tsung-Yi Lin, Michael Maire, Serge Belongie, James Hays, Pietro Perona, Deva Ramanan, Piotr Dollár, and C Lawrence Zitnick. Microsoft COCO: Common Objects in Context. In David Fleet, Tomas Pajdla, Bernt Schiele, and Tinne Tuytelaars (eds.), *Computer Vision – ECCV 2014: 13th European Conference, Zurich, Switzerland, September 6-12, 2014, Proceedings, Part V*, pp. 740–755. Springer International Publishing, Cham, 2014.
- Tsung-Yi Lin, Priya Goyal, Ross Girshick, Kaiming He, and Piotr Dollar. Focal loss for dense object detection. In *Proceedings of the IEEE International Conference on Computer Vision (ICCV)*, Oct 2017.
- Ze Liu, Yutong Lin, Yue Cao, Han Hu, Yixuan Wei, Zheng Zhang, Stephen Lin, and Baining Guo. Swin Transformer: Hierarchical Vision Transformer using Shifted Windows. *arXiv.org*, March 2021.

- Ilya Loshchilov and Frank Hutter. Sgdr: Stochastic gradient descent with warm restarts. In *International Conference on Learning Representations*, 2017.
- Ilya Loshchilov and Frank Hutter. Decoupled weight decay regularization. In *International Conference on Learning Representations*, 2019. URL <https://openreview.net/forum?id=Bkg6RiCqY7>.
- Omkar M. Parkhi, Andrea Vedaldi, Andrew Zisserman, and C. V. Jawahar. Cats and dogs. In *IEEE Conference on Computer Vision and Pattern Recognition*, 2012.
- Prajit Ramachandran, Niki Parmar, Ashish Vaswani, Irwan Bello, Anselm Levskaya, and Jon Shlens. Stand-Alone Self-Attention in Vision Models. In H Wallach, H Larochelle, A Beygelzimer, F d Alch e Buc, E Fox, and R Garnett (eds.), *Advances in Neural Information Processing Systems*. Curran Associates, Inc., 2019a.
- Prajit Ramachandran, Niki Parmar, Ashish Vaswani, Irwan Bello, Anselm Levskaya, and Jonathon Shlens. Stand-alone self-attention in vision models. *arXiv preprint arXiv:1906.05909*, 2019b.
- Aravind Srinivas, Tsung-Yi Lin, Niki Parmar, Jonathon Shlens, Pieter Abbeel, and Ashish Vaswani. Bottleneck transformers for visual recognition. *arXiv preprint arXiv:2101.11605*, 2021.
- C. Sun, A. Shrivastava, S. Singh, and A. Gupta. Revisiting unreasonable effectiveness of data in deep learning era. In *2017 IEEE International Conference on Computer Vision (ICCV)*, pp. 843–852, 2017. doi: 10.1109/ICCV.2017.97.
- Christian Szegedy, Vincent Vanhoucke, Sergey Ioffe, Jon Shlens, and Zbigniew Wojna. Rethinking the inception architecture for computer vision. In *Proceedings of the IEEE Conference on Computer Vision and Pattern Recognition (CVPR)*, June 2016.
- Mingxing Tan and Quoc Le. EfficientNet: Rethinking Model Scaling for Convolutional Neural Networks. In Kamalika Chaudhuri and Ruslan Salakhutdinov (eds.), *Proceedings of the 36th International Conference on Machine Learning*, pp. 6105–6114, Long Beach, California, USA, June 2019. PMLR.
- Hugo Touvron, Matthieu Cord, Matthijs Douze, Francisco Massa, Alexandre Sablayrolles, and Hervé Jégou. Training data-efficient image transformers & distillation through attention. *arXiv preprint arXiv:2012.12877*, 2020.
- Hugo Touvron, Matthieu Cord, Alexandre Sablayrolles, Gabriel Synnaeve, and Hervé Jégou. Going deeper with Image Transformers. *arXiv.org*, cs.CV, 03 2021. URL [arXiv.org](https://arxiv.org).
- Ashish Vaswani, Noam Shazeer, Niki Parmar, Jakob Uszkoreit, Llion Jones, Aidan N Gomez, ukasz Kaiser, and Illia Polosukhin. Attention is All you Need. In I Guyon, U V Luxburg, S Bengio, H Wallach, R Fergus, S Vishwanathan, and R Garnett (eds.), *Advances in Neural Information Processing Systems*. Curran Associates, Inc., 2017.
- Wenhai Wang, Enze Xie, Xiang Li, Deng-Ping Fan, Kaitao Song, Ding Liang, Tong Lu, Ping Luo, and Ling Shao. Pyramid vision transformer: A versatile backbone for dense prediction without convolutions, 2021.
- Xiaolong Wang, Ross Girshick, Abhinav Gupta, and Kaiming He. Non-local neural networks. In *Proceedings of the IEEE conference on computer vision and pattern recognition*, pp. 7794–7803, 2018.
- Xiaosong Wang, Yifan Peng, Le Lu, Zhiyong Lu, Mohammadhadi Bagheri, and Ronald M Summers. Chestx-ray8: Hospital-scale chest x-ray database and benchmarks on weakly-supervised classification and localization of common thorax diseases. In *Proceedings of the IEEE conference on computer vision and pattern recognition*, pp. 2097–2106, 2017.
- Zachary Wharton, Ardhendu Behera, and Asish Bera. An attention-driven hierarchical multi-scale representation for visual recognition, 2021.
- Ross Wightman. Pytorch image models. <https://github.com/rwightman/pytorch-image-models>, 2019.

- Sanghyun Woo, Jongchan Park, Joon-Young Lee, and In So Kweon. Cbam: Convolutional block attention module. In *Proceedings of the European Conference on Computer Vision (ECCV)*, September 2018.
- Haiping Wu, Bin Xiao, Noel Codella, Mengchen Liu, Xiyang Dai, Lu Yuan, and Lei Zhang. CvT: Introducing Convolutions to Vision Transformers. *arXiv.org*, March 2021.
- Yuxin Wu, Alexander Kirillov, Francisco Massa, Wan-Yen Lo, and Ross Girshick. Detectron2. <https://github.com/facebookresearch/detectron2>, 2019.
- Haotian Yan, Zhe Li, Weijian Li, Changhu Wang, Ming Wu, and Chuang Zhang. ConTNet: Why not use convolution and transformer at the same time? *arXiv.org*, April 2021.
- Li Yuan, Yunpeng Chen, Tao Wang, Weihao Yu, Yujun Shi, Francis EH Tay, Jiashi Feng, and Shuicheng Yan. Tokens-to-token vit: Training vision transformers from scratch on imagenet, 2021.
- Sangdoon Yun, Dongyoon Han, Seong Joon Oh, Sanghyuk Chun, Junsuk Choe, and Youngjoon Yoo. CutMix: Regularization Strategy to Train Strong Classifiers With Localizable Features. In *Proceedings of the IEEE/CVF International Conference on Computer Vision (ICCV)*, October 2019.
- Hongyi Zhang, Moustapha Cisse, Yann N. Dauphin, and David Lopez-Paz. mixup: Beyond empirical risk minimization. In *International Conference on Learning Representations*, 2018. URL <https://openreview.net/forum?id=r1Ddpl-Rb>.
- Pengchuan Zhang, Xiyang Dai, Jianwei Yang, Bin Xiao, Lu Yuan, Lei Zhang, and Jianfeng Gao. Multi-Scale Vision Longformer: A New Vision Transformer for High-Resolution Image Encoding. *arXiv.org*, March 2021a.
- Zizhao Zhang, Han Zhang, Long Zhao, Ting Chen, and Tomas Pfister. Aggregating Nested Transformers. *arXiv*, 2021b.
- Hengshuang Zhao, Jiaya Jia, and Vladlen Koltun. Exploring self-attention for image recognition. In *Proceedings of the IEEE/CVF Conference on Computer Vision and Pattern Recognition (CVPR)*, June 2020.
- Heliang Zheng, Jianlong Fu, Zheng-Jun Zha, Jiebo Luo, and Tao Mei. Learning Rich Part Hierarchies With Progressive Attention Networks for Fine-Grained Image Recognition. *IEEE Transactions on Image Processing*, 29:476–488, 2020. ISSN 1057-7149. doi: 10.1109/tip.2019.2921876.
- Zhun Zhong, Liang Zheng, Guoliang Kang, Shaozi Li, and Yi Yang. Random Erasing Data Augmentation. *Proceedings of the AAAI Conference on Artificial Intelligence*, 34(07):13001–13008, April 2020.
- Bolei Zhou, Hang Zhao, Xavier Puig, Sanja Fidler, Adela Barriuso, and Antonio Torralba. Scene parsing through ade20k dataset. In *Proceedings of the IEEE Conference on Computer Vision and Pattern Recognition (CVPR)*, July 2017.

Table A1: Details of training settings for image classification on ImageNet1K and ImageNet21K.

	IN1K	IN21K	Finetune to IN1K@384 ²	Transfer
Batch size	4,096	4,096	1,024	768
Epochs	300	120	30	1,000
Optimizer	AdamW	AdamW	AdamW	SGD
Weight Decay	0.05	0.01	1e-8	1e-4
Linear-rate Scheduler (Initial LR)	Cosine (0.004)	Cosine (0.001)	Cosine (0.0002)	Cosine (0.01)
Warmup Epochs	50	5	0	5
Warmup linear-rate Scheduler (Initial LR)	Linear (1e-6)			
Data Aug.	RandAugment (m=9, n=2)			
Mixup (α)			0.8	
CutMix (α)			1.0	
Random Erasing	0.25			0.0
Instance Repetition*			3	
Drop-path	0.1			0.0
Label Smoothing			0.1	

*: disabled for RegionViT-Ti.

APPENDIX

Summary This appendix contains the following additional details. First, in Sec. A, we describe the training details on image classification, object and keypoint detection, semantic segmentation and action recognition separately. Then, we provide detailed results on object detection and ablation studies. The supplementary materials include our codes to reproduce our results on image classification and the README file in the attached codes (**RegionViT_Code.zip**) also provides the detailed instructions to train and evaluate the networks.

A TRAINING DETAILS

A.1 IMAGE CLASSIFICATION

We follow DeiT (Touvron et al., 2020) to train our models on ImageNet1K (Deng et al., 2009) except that we use batch size 4,096 with base learning rate 0.004 and the warm-up epochs is 50. We adopt the AdamW (Loshchilov & Hutter, 2019) optimizer with cosine learning rate scheduler (Loshchilov & Hutter, 2017). We apply Mixup (Zhang et al., 2018), CutMix (Yun et al., 2019), RandomErasing (Zhong et al., 2020), label smoothing (Szegedy et al., 2016), RandAugment (Cubuk et al., 2020) and instance repetition (Hoffer et al., 2020). During training, we randomly crop a 224×224 region and take a 224×224 center crop after resizing the shorter side to 256 for evaluation. While pretraining on ImageNet21K (Deng et al., 2009), we use similar settings with slight modifications. We train the model using 120 epochs with 5 epochs for warmup, weight-decay of 0.01 and base learning rate of 0.001. For transfer learning experiments, we finetune the ImageNet1K pretrained models with 1,000 epochs, batch size of 768, learning rate of 0.01, SGD optimizer, weight decay of 0.0001, and using the same data augmentation in training on ImageNet1K. During evaluation, we resize the shorter side of an image to 256 and then take a 224×224 region at the center and report top-1 accuracy. For finetuning experiments from ImageNet21K, we finetune the models with higher resolution of 384×384, for 30 epochs with cosine learning rate scheduler, base linear rate of 0.002, weight-decay of 1e-8. Moreover, as it is trained on larger resolution, we adjust the window size M to have the same number of regional tokens at the first stage, e.g., we change the window size to 12 for the models trained at 224×224 with window size 7. We adopt the bicubic interpolation to upsample the weights of tokenizations and relative position bias. During evaluation, we directly resize the shorter side to 384 and then take center 384×384 crop. We trained the models with 32 GPUs.

A.2 OBJECT DETECTION AND KEYPOINT DETECTION

We adopt RetinaNet (Lin et al., 2017) and MaskRCNN (He et al., 2017) as our detection framework and use KeypointRCNN for keypoint detection, and we simply replace the backbone with RegionViT, and then output the local tokens at each stages as multi-scale features for the detector. The regional tokens are not used in the detection. Before sending the features to the detector framework, we add new layer normalization layers to normalize the features. We use RegionViT-S and RegionViT-B as the backbone and the weights are initialized from ImageNet1K pretraining. We train our models based on the settings in $1\times$ schedule in Detectron2 (Wu et al., 2019), i.e., the batch size is 16 and the learning rate is set to 0.0001 which drops $10\times$ at the 60,000-th and 80,000-th iteration. We use AdamW optimizer with weight-decay of 0.05, and resize the shorter and longer side of an image to 672 and 1,120, respectively. We also adopt drop-path when finetuning the detector, with a rate set to 0.2 for both RetinaNet and MaskRCNN. We trained the models with 8 GPUs. When training with longer schedule ($3\times$), we adopt stronger data augmentation (multi-scale training) used in Swin (Liu et al., 2021) or Twins (Chu et al., 2021a) rather than fixed-size training used in $1\times$ schedule.

A.3 SEMANTIC SEGMENTATION

We adopt Semantic FPN as our semantic segmentation framework (Kirillov et al., 2019) by replacing the backbone network with RegionViT like the object detection task. We train the models with ImageNet1K pretrained weights. We mostly follow the training receipt in Twins (Chu et al., 2021a). The shorter side of the image is resized to 448 and the longer side won't exceed 1792, and then we crop a 448×448 region for training. During the evaluation, we take the whole image after resizing as illustrated above. We train the model with AdamW optimizer with learning rate $1e-4$ for 80k iterations, and the learning rate is decayed with poly schedule (power is 0.9). The weight decay and drop-path rate is 0.05 and 0.2, respectively. We trained all models with 8 GPUs.

A.4 ACTION RECOGNITION

We adopt the divided-space-time attention in TimeSformer (Bertasius et al., 2021) as the temporal modeling to perform action recognition experiments. More specifically, we plugin the temporal attention before every R2L transformer encoder and finetune the model pretrained with ImageNet1K (instead of ImageNet21K). We use the AdamW optimizer (Loshchilov & Hutter, 2019) with base linear rate of $2e-4$ and weight-decay of 0.0001. We apply the same Mixup (Zhang et al., 2018), CutMix (Yun et al., 2019) and drop path (Tan & Le, 2019) in the image classification. For the input, we uniformly sample 8 frames from the whole video and the 224×224 region is cropped after shorter side of images is resized to the range of 256 to 320, resulting the size of the input video as $8\times 224\times 224$. During evaluation, we use the same way to sample frames but take 3 224×224 spatial crops (top-left, center and bottom-right) after resizing shorter side of image to 256, and then ensemble the predictions as final prediction for the input video. We trained the models with 16 GPUs.

B MORE DETAILED RESULTS

We provided more details of some Tables shown in the main paper here. Table A2 and Table A3 include more metrics as compared to Table 5. Table A4 shows the results on keypoint detection. RegionViT outperforms ResNet-50 with moderate increases in FLOPs and parameters. This suggests that RegionViT can model the global context in keypoint detection as well. Table A5 includes complexity comparison for the ablation study on regional tokens as shown in Table 8.

Table A2: Object detection performance on the COCO val2017 with $1\times$ schedule. The bold number indicates the best number within the section, and for MaskRCNN, both AP^b and AP^m are annotated.

Backbone	Params (M)	FLOPs (G)	RetinaNet							MaskRCNN						
			AP	AP_{50}	AP_{75}	AP_s	AP_M	AP_L	Params (M)	FLOPs (G)	AP^b	AP_{50}^b	AP_{75}^b	AP^m	AP_{50}^m	AP_{75}^m
ResNet50	37.7	234	36.3	55.3	38.6	19.3	40.0	48.8	44.2	260.0	38.0	58.6	41.4	34.4	55.1	36.7
ConT-M (Yan et al., 2021)	27.0	217.2	39.3	59.3	41.8	23.1	43.1	51.9	—	—	40.5	—	38.1	—	—	
PVT-S (Wang et al., 2021)	34.2	—	40.4	61.3	43.0	25.0	42.9	55.7	44.1	—	40.4	62.9	43.8	37.8	60.1	40.3
ViL-S (Zhang et al., 2021a)	35.7	252.2	41.6	62.5	44.1	24.9	44.6	56.2	45.0	174.3	41.8	64.1	45.1	38.5	61.1	41.4
Swin-T (Liu et al., 2021)	38.5	245	41.5	62.1	44.2	25.1	44.9	55.5	47.8	264	42.2	64.6	46.2	39.1	61.6	42.0
Twins-SVT-S (w/ PEG) (Chu et al., 2021a)	34.3	209	43.0	64.2	46.3	28.0	46.4	57.5	44.0	228	43.5	66.0	47.3	40.3	63.2	43.4
RegionViT-S	40.8	192.6	42.2	64.1	45.1	27.5	45.4	55.3	50.1	171.3	42.5	65.8	46.1	39.5	62.8	42.2
RegionViT-S+	41.5	204.2	43.1	64.8	46.2	29.6	46.6	56.1	50.9	182.9	43.5	66.9	47.5	40.4	63.7	43.4
RegionViT-S+ w/ PEG	41.6	204.3	43.9	65.5	47.3	28.5	47.3	57.9	50.9	183.0	44.2	67.3	48.2	40.8	64.1	44.0
ResNet101	56.7	315	38.5	57.8	41.2	21.4	42.6	51.1	63.2	336	40.4	61.1	44.2	36.4	57.7	38.8
ResNeXt101-32x4d	56.4	319.1	39.9	59.6	42.7	22.3	44.2	52.5	62.8	340	41.9	62.5	45.9	37.5	59.4	40.2
PVT-M (Wang et al., 2021)	53.9	—	41.9	63.1	44.3	25.0	44.9	57.6	63.9	—	42.0	64.4	45.6	39.0	61.6	42.1
ViL-M (Zhang et al., 2021a)	50.8	338.9	42.9	64.0	45.4	27.0	46.1	57.2	60.1	261.1	43.4	65.9	47.0	39.7	62.8	42.1
Swin-S (Liu et al., 2021)	59.8	335	44.5	65.7	47.5	27.4	48.0	59.9	69.1	354	44.8	66.6	48.9	40.9	63.4	44.2
Twins-SVT-B (w/ PEG) (Chu et al., 2021a)	67.0	322	45.3	66.7	48.1	28.5	48.9	60.6	76.3	340	45.2	67.6	49.3	41.5	64.5	44.8
RegionViT-B	83.4	308.9	43.3	65.2	46.4	29.2	46.4	57.0	92.2	287.9	43.5	66.7	47.4	40.1	63.4	43.0
RegionViT-B+	84.4	328.1	44.2	66.2	47.1	29.2	47.5	58.6	93.2	307.1	44.5	67.6	48.7	41.0	64.3	43.9
RegionViT-B+ w/ PEG	84.5	328.2	44.6	66.4	47.6	29.6	47.6	59.0	93.2	307.2	45.4	68.4	49.6	41.6	65.2	44.8
ResNeXt101-64x4d	95.5	473	41.0	60.9	44.0	23.9	45.2	54.0	101.9	493	43.8	63.8	47.3	38.4	60.6	41.3
PVT-L (Wang et al., 2021)	71.1	345	42.6	63.7	45.4	25.8	46.0	58.4	81.0	364	42.9	65.0	46.6	39.5	61.9	42.5
ViL-B (Zhang et al., 2021a)	66.7	443.0	44.3	65.5	47.1	28.9	47.9	58.3	76.1	365.1	45.1	67.2	49.3	41.0	64.3	44.2
Swin-B (Liu et al., 2021)	98.4	477	44.7	65.9	49.2	—	—	—	107.2	496	45.5	—	—	41.3	—	—
Twins-SVT-L (w/ PEG) (Chu et al., 2021a)	110.9	455	45.7	67.1	49.2	—	—	—	119.7	474	45.9	—	—	41.6	—	—
RegionViT-B+ w/ PEG†	84.5	328.2	46.1	68.0	49.5	30.5	49.9	60.1	93.2	464.4	46.3	69.1	51.2	42.4	66.2	45.6

The reported results of Swin (Liu et al., 2021) are from Twins (Chu et al., 2021a) as the original paper does not include results with ImageNet1K weights. †: input resolution is 896×1344.

Table A3: Object detection performance on the COCO val2017 with $3\times$ schedule. The bold number indicates the best number within the section, and for MaskRCNN, both AP^b and AP^m are annotated.

Backbone	Params (M)	FLOPs (G)	RetinaNet							MaskRCNN						
			AP	AP_{50}	AP_{75}	AP_s	AP_M	AP_L	Params (M)	FLOPs (G)	AP^b	AP_{50}^b	AP_{75}^b	AP^m	AP_{50}^m	AP_{75}^m
ResNet50	37.7	234	39.0	58.4	41.8	22.4	42.8	51.6	44.2	260.0	41.0	61.7	44.9	37.1	58.4	40.1
PVT-S (Wang et al., 2021)	34.2	—	42.2	62.7	45.0	26.2	45.2	57.2	44.1	245	43.0	65.3	46.9	39.9	62.5	42.8
ViL-S (Zhang et al., 2021a)	35.7	252.2	42.9	63.8	45.6	27.8	46.4	56.3	45.0	174.3	43.4	64.9	47.0	39.6	62.1	42.4
Swin-T (Liu et al., 2021)	38.5	245	43.9	64.8	47.1	28.4	47.2	57.8	47.8	264	46.0	68.2	50.2	41.6	65.1	44.8
Twins-SVT-S (w/ PEG) (Chu et al., 2021a)	34.3	209	45.6	67.1	48.6	29.8	49.3	60.0	44.0	228	46.8	69.2	51.2	42.6	66.3	45.8
RegionViT-S	40.8	192.6	45.8	67.2	49.2	30.0	50.0	60.5	50.1	171.3	46.3	68.8	50.6	42.3	65.5	45.7
RegionViT-S+	41.5	204.2	46.9	68.3	50.7	31.1	51.0	62.0	50.9	182.9	47.3	69.5	52.0	43.1	66.4	46.7
RegionViT-S+ w/ PEG	41.6	204.3	46.7	68.2	50.2	30.7	50.8	62.4	50.9	183.0	47.6	70.0	52.0	43.4	67.1	47.0
ResNet101	56.7	315	40.9	60.1	44.0	23.7	45.0	53.8	63.2	336	42.8	63.2	47.1	38.5	60.1	41.3
ResNeXt101-32x4d	56.4	319.1	41.4	61.0	44.3	23.9	45.5	53.7	62.8	340	44.0	64.4	48.0	39.2	61.4	41.9
PVT-M (Wang et al., 2021)	53.9	—	43.2	63.8	46.1	27.3	46.3	58.9	63.9	302	44.2	66.0	48.2	40.5	63.1	43.5
ViL-M (Zhang et al., 2021a)	50.8	338.9	43.7	64.6	46.4	27.9	47.1	56.9	60.1	261.1	44.6	66.3	48.5	40.7	63.8	43.7
Swin-S (Liu et al., 2021)	59.8	335	46.3	67.4	49.4	31.1	50.3	60.9	69.1	354	47.6	69.4	52.5	42.8	66.5	46.4
Twins-SVT-B (w/ PEG) (Chu et al., 2021a)	67.0	322	46.9	68.0	50.2	31.7	50.3	61.8	76.3	340	48.0	69.5	52.7	43.0	66.8	46.6
RegionViT-B	83.4	308.9	46.1	67.8	49.1	31.5	50.2	61.2	92.2	287.9	47.2	69.1	51.7	43.0	66.4	46.5
RegionViT-B+	84.4	328.1	46.9	68.6	50.1	30.8	50.7	62.6	93.2	307.1	48.1	70.2	52.5	43.5	67.1	47.1
RegionViT-B+ w/ PEG	84.5	328.2	46.9	68.3	50.3	31.1	50.5	62.4	93.2	307.2	48.3	70.1	52.8	43.5	67.1	47.0
ViL-B (Zhang et al., 2021a)	66.7	443.0	44.7	65.5	47.6	29.9	48.0	58.1	76.1	365.1	45.7	67.2	49.9	41.3	64.4	44.5
RegionViT-B+ w/ PEG†	84.5	328.2	48.2	69.9	51.5	34.3	51.5	61.7	93.2	464.4	49.2	71.0	53.7	44.5	68.4	48.3

The reported results of Swin (Liu et al., 2021) are from Twins (Chu et al., 2021a) as the original paper does not include results with ImageNet1K weights. †: input resolution is 896×1344.

Table A4: Performance on person keypoint detection.

Model	FLOPs (G)	Params (M)	bbox AP (%)	keypoint AP (%)
ResNet-50	137.7	59.1	53.6	64.0
RegionViT-S+ (w/ PEG)	172.2	65.7	56.0	66.1

Table A5: Performance w/ and w/o regional tokens on RegionViT-S.

Regional Tokens	FLOPs (G)	Params (M)	ImageNet1K Acc. (%)
N	5.0	30.4	82.2
Y	5.3	30.6	82.6
MaskRCNN		MS COCO (AP^b/AP^m)	
N	168.5	49.9	40.5/37.8
Y	171.3	50.1	42.2/39.0
RetinaNet		MS COCO (AP^b)	
N	189.8	40.5	40.7
Y	192.6	40.8	41.7
SemanticFPN		ADE20K (mIoU)	
N	36.8	34.7	42.3
Y	37.3	35.0	43.7

Table A6: Throughput comparison.

Model	Acc. (%)	Params (M)	FLOPs (G)	Throughput (images/sec)
Swin-T	81.3	29.0	4.5	1129
Swin-S	83.0	50.0	8.7	710
RegionViT-S	82.6	30.6	5.3	823
RegionViT-M	83.1	41.2	7.4	706