

---

# DYNAMICS OF SPECIALIZATION IN NEURAL MODULES UNDER RESOURCE CONSTRAINTS

---

**Gabriel Béna**

Department Of Electrical and Electronic Engineering  
Imperial College London  
g.bena21@imperial.ac.uk

**Dan F. M. Goodman**

Department Of Electrical and Electronic Engineering  
Imperial College London

May 21, 2024

## ABSTRACT

It has long been believed that the brain is highly modular both in terms of structure and function, although recent evidence has led some to question the extent of both types of modularity. We used artificial neural networks to test the hypothesis that structural modularity is sufficient to guarantee functional specialization, and find that in general, this doesn't necessarily hold. We then systematically tested which features of the environment and network do lead to the emergence of specialization. We used a simple toy environment, task and network, allowing us precise control, and show that in this setup, several distinct measures of specialization give qualitatively similar results. We further find that in this setup (1) specialization can only emerge in environments where features of that environment are meaningfully separable, (2) specialization preferentially emerges when the network is strongly resource-constrained, and (3) these findings are qualitatively similar across the different variations of network architectures that we tested, but that the quantitative relationships depend on the precise architecture. Finally, we show that functional specialization varies dynamically across time, and demonstrate that these dynamics depend on both the timing and bandwidth of information flow in the network. We conclude that a static notion of specialization, based on structural modularity, is likely too simple a framework for understanding intelligence in situations of real-world complexity, from biology to brain-inspired neuromorphic systems. We propose that thoroughly stress testing candidate definitions of functional modularity in simplified scenarios before extending to more complex data, network models and electrophysiological recordings is likely to be a fruitful approach.

# 1 Introduction

## Modularity in the brain

Modularity is an enticing concept that naturally fits the way we attempt to understand and engineer complex systems. We tend to break down difficult concepts into smaller, more manageable parts. Modularity has a clear effect in terms of robustness and interpretability in such systems. Disentangled functionality means that the impairment of a module doesn't lead to the impairment of the whole, while making it easy to spot critical failure points. When conjoined with redundancy, modularity thus forms the basis of an extremely robust general organizational principle [Chen et al., 2021]. Following the early observations of Brodmann [Brodmann, 1909] on cytoarchitecture, it has been thought to be an essential element in the organization of the brain: brain *organs* can be found *structurally* and should have distinct *functional* roles. Brodmann himself was no naive localizationist when it came to the brain, admitting that only very *elementary functions* could be completely localized, and that complex brain functions would only emerge through the interaction of many of those *sub-organs* [Zilles, 2018]. Nevertheless, a fairly modular view of the brain has since prevailed. However, the precise link between structure and function has never been conclusively established, and recent work has begun to challenge this organizational principle [Pessoa, 2022, Bassett and Sporns, 2017].

As a more emergent principle linking structure and function, it has been suggested that modularity emerged as a byproduct of the evolutionary pressure to reduce the metabolic costs of building, maintaining and operating neurons and synapses. It has been shown that brain networks are near-optimal when it comes to minimizing both its *wiring* and *running* metabolic costs. For example, the summed length of the wiring in the brain has been minimized [Raj and Chen, 2011], with nodes being near-optimally placed [Chklovskii et al., 2002, Cherniak, 2012, Achard and Bullmore, 2007, Striedter, 2005]. At the same time, brains also display complex and efficient topology allowing for incredible information processing capabilities. To do so brain networks possess some very costly elements to maintain such as long-range connections, a 'rich-club' of densely connected neurons, and some non-optimal placement of components [Kaiser and Hilgetag, 2006, Chklovskii, 2004, Heuvel and Sporns, 2011, Chen et al., 2013]. Based on these observations, brain organization could be understood as a trade-off between mitigating these inherent metabolic costs (from being a spatially embedded network) and its efficiency and capabilities of information processing (needed to solve complex tasks and display the emergent intelligence that we witness) [Bullmore and Sporns, 2012].

## Defining modularity

We thus have to distinguish two types of modularity, *structural* and *functional*, and understand how they are related. We take structural modularity to mean the degree to which a neural network is organized into discrete and differentiated modules. Such modules show much denser connections internally than across other modules. This is usually computed using the Q-metric [Newman, 2006], measuring how much more clustered these modules are when compared to a graph connected at random. Although note that many other techniques are possible, and that module detection in networks [Betzel, 2020a] as well as defining measures of modularity [Watanabe, 2018, Casper et al., 2022] are complex and interesting fields in their own right. While this structural definition is important, it doesn't necessarily inform us on the function of the modules.

Functional modularity refers to the degree to which potential modules – which may or may not be the same as structural modules – perform specialized and distinct functions. Potential definitions have been put forward, to try to conceptualize what should constitute modules. While the details have been contested, to frame our definitions it may be helpful to recall some of the properties of Fodor's definition [Fodor, 1983] refined in [Shallice and Cooper, 2011]. This can help us pinpoint a few properties that a functionally modular system should possess, and allow us to formulate associated quantitative measures.

1. Modules should only carry a sub-function of a more complex overall function.
2. *Domain specificity* states that a module should respond to and operate only on specific types of inputs.
3. *Separate modifiability* means that the impairment of one module should not affect the functioning of another.
4. *Information encapsulation* asserts that a module should have restricted access to information outside its own state.

An important property, hinted at by these definitions, that we do not address directly in this study is the ability of a network to re-compose previously acquired (and encapsulated) knowledge to achieve systematic generalization. We touch on this important feature in the discussion.

In animal brains, functional modules are usually identified in two ways: by using data from neural *activity* or by studying the impact of *lesions*. The former requires large-scale (or even whole-brain) recordings, and consequently

relies on examining co-activations of brain areas, based on a proxy measure. This would relate to point (2) - *domain specificity*. In the human brain, fMRI measures changes associated with blood-flow to infer neural-activity, that then serves as a basis to infer functional connectivity [Power et al., 2011, Sporns, 2013, Sporns and Betzel, 2016]. In small vertebrates like zebrafish, that can take the form of calcium imaging [Vishwanathan et al., 2020, Betzel, 2020b, van der Plas et al., 2023]. Nevertheless correlations can only tell us so much (as Ralph Adolphs and David Anderson would put it, imaging a car’s speedometer to infer its speed wouldn’t tell us much about the underlying mechanisms moving it forward [Adolphs and Anderson, 2018]).

Possibly the most authoritative way of examining the functional organization of the brain relies on lesion analysis. Studies examine naturally occurring injuries (in humans at least) to understand the effect that the impairment of an area has on behavior. This would relate to the concept of *separate modifiability*. Those lesions can however be hard to come by - even if it has been argued that a systematic collaboration across hospitals could provide a substantial lesion database [Adolphs, 2016]. Moreover lesion analysis needs consistent cross-validation and control to correctly infer a functional link. It has been shown that single-lesion experiments could be insufficient to properly infer causation, or even be biased [Jonas and Kording, 2016, Ke et al., 2021, Fakhar and Hilgetag, 2022], and that this includes double dissociation studies relying on single-lesions injuries or manipulations [Young et al., 2000]. Nevertheless, ablation-based analysis remains a central tool for understanding neural networks, both biological and artificial [Meyers et al., 2020].

Overall, gaining a rigorous causal understanding of brain functions seems to be a highly challenging problem. While all the aspects discussed above can help us conceptualize and measure specialization, they would also be challenging to clearly test in real intelligent systems. We’ve seen that an analysis of both *activity* and *lesions* could prove insufficient to provide a full functional understanding. This is where experiments on artificial neural networks (ANNs) could prove crucial, as both can be precisely and simultaneously applied (on the same networks), and where other aspects like points (1) and (4) can be investigated.

## Our approach

A better understanding of the concepts of modularity *in silico* could result in fresh insights when it comes to natural brains for two reasons. First, ANNs have increasingly been proven to be valuable models of brain functions. Learning in both artificial and biological neural networks has to solve many of the same problems (like credit assignment: the problem of understanding how an individual element or parameter contributes to the performance of a network). Although the precise mechanisms used are likely to be different it has been suggested that the solutions could end up relatively similar, as biological brains could be approximating exact gradients in a local manner [Lillicrap et al., 2020, Whittington and Bogacz, 2019]. Spiking neural networks (SNNs) have been developed, relying on a plausible way of communication between neurons, and implementing biological learning mechanisms, neuronal models, and general organization [Gerstner et al., 2014]. ANNs have also proven remarkably able to predict [Yamins and DiCarlo, 2016] and decode [Musall et al., 2019] patterns of neural activity in the brain. Finally, some strong patterns of similarity have been observed in the activity of biological and artificial neural networks (such as receptive fields or grid-cells neurons) [Whittington et al., 2018, Banino et al., 2018]. This solidifies the idea that studying modularity in artificial networks could refine our understanding of it in the brain (as in, for example, [Clune et al., 2013, Marton et al., 2021]).

Second, ANNs are fully and precisely controllable, and are in that sense the perfect testing ground to study structural and functional definitions of modularity. They can act as a sort of baseline, allowing us to discard measures and definitions that fail to give coherent results even in a perfectly controlled environment. Not only that, but ANNs increasingly incorporate modularity explicitly in their design, making the study of this concept especially relevant even in such an abstract setting. Recent deep learning models are modular in the sense that they are compositions of a few types of basic building blocks. However, it is not clear that they are functionally modular in the way the brain is thought to be [Csordás et al., 2021]. Moreover, ANNs usually disregard the fact that biological networks are spatially embedded networks running under constraints, a feature we discussed earlier as a potential key to understanding neural network organization. Nevertheless, work has been put into developing a new general framework explicitly incorporating modularity into models, and the field is actively gaining momentum and attention [Pfeiffer et al., 2023], [Ha and Tang, 2022].

To allow us to tease apart the factors influencing the relationship between structure and function, we designed flexible artificial neural networks performing tasks in a highly controlled synthetic environment. Generally, the link between structural and functional modularity is context-dependent and involves a complex and dynamic interplay of several internal and external variables. However, it is unclear if structural modularity is either necessary or sufficient for the emergence of specialization. We show here that it is not sufficient by exhibiting a case where even under strict structural modularity conditions, modules exhibit entangled functional behaviors. We then explore the space of architectures, resource constraints, and environmental structure in a more systematic way, and find sets of necessary constraints (within

our constrained setup) for the emergence of specialized functions in the modules. Finally, by measuring specialization in networks unrolled in time, we find that specialization actually has complex temporal dynamics governed by the dynamics of the inputs and communication between modules. Refining our conceptual understanding of modularity and specialization in this abstract setting may lead to fresh insights into the role of modularity in the brain and in brain-inspired algorithms and neuromorphic hardware.

## 2 Methods

The goal of our work is to investigate the relationship between structural and functional modularity. To that end, we need to design flexible models, environments, and tasks, upon which we have precise control, to study this relationship in a controlled manner. We also need to understand and measure specialization and to do so we devise metrics that allow us to quantify this elusive concept.

All code is available at <https://github.com/GabrielBena/specialization-dynamics>.

### 2.1 Environment: Data and Tasks

Conceptually, we think of an environment as composed of underlying variables, some of which are crucial to the task at hand (which we will call *decision variables*), while the remainder are needed only to fully reconstruct the exact observation but can be discarded when performing the task (*irrelevant variables*). Put together, those variables fully specify the environment. However, in carrying out a task we are only interested in capturing some high-level features of the world: we therefore define global tasks to be computations on *decision variables*.

In this framework, recovering the *decision variables* from a stimulus is what constitutes the **sub-tasks**: the essential building blocks which can then be used to perform a more general **global task**. The precise form of stimulus can vary, representing different sets of *irrelevant variables*. Changing the nature and structure of this stimulus is what allows us to control how difficult it is to recover a decision variable, hence the difficulty of the **sub-tasks**. We use (1) pairs of written MNIST [Deng, 2012] digits (with each digit drawn from the same set), or (2) pairs of EMNIST letters [Cohen et al., 2017] (with each letter drawn from separated subsets). The **global task** is the precise computation to be performed after decoding the **sub-tasks**, and can also vary, allowing for control over the amount of cooperation needed by the agents. We train the networks on a parity-based choice:

$$\mathcal{T}_\sigma = \mathcal{D}_1 \cdot \sigma + \mathcal{D}_2 \cdot (1 - \sigma) \text{ where } \sigma = (\mathcal{D}_1 + \mathcal{D}_2)\%2 \tag{1}$$

$\mathcal{D}_1$  and  $\mathcal{D}_2$  are the numerical values of both digits (or the indices of the letters in the case of E-MNIST), and  $\sigma$  is the parity of the sum, (ie  $\sigma = 0$  when both are the same parity, and  $\sigma = 1$  otherwise, with  $\%$  being the modulo operator in Eq. 1). This task requires the network as a whole to classify both  $\mathcal{D}_1$  and  $\mathcal{D}_2$ , but if done in a modular way each module can recognize only one digit and communicate only a single bit to the other: the parity of its own digit. This allows us to examine networks at extreme levels of sparse communication that can still solve the task. Let’s take a look at the example in Figure 1.A to make the task clearer:

1. Two random digits  $\mathcal{D}_1$  and  $\mathcal{D}_2$  are sampled. In this case,  $\mathcal{D}_1 = 0$  and  $\mathcal{D}_2 = 3$ .
2. Digits are fed to the network through their input weights (either all-to-all or one-to-one), at every time-step.
3. Modules then need to determine if digits are the same parity ( $\sigma = 0$ ) or not ( $\sigma = 1$ ). In this case,  $\sigma = 1$ .
4. In the scenario where  $\sigma = 0$ , the network must output the prediction  $\mathcal{D}_1$ . If not, the network must output  $\mathcal{D}_2$ . In this case, the correct label to this particular sample is  $\mathcal{T}_\sigma = \mathcal{D}_2 = 3$ .

Note that the task is unbalanced, since the case  $\mathcal{D}_1 = \mathcal{D}_2$  provides information on both digits, making  $\mathcal{D}_2 = \mathcal{T}_\sigma$  more frequent than  $\mathcal{D}_1 = \mathcal{T}_\sigma$ . To balance this, we train our networks to predict both:

$$\mathcal{T}_\sigma = \begin{cases} \mathcal{T}'_\sigma = \mathcal{D}_1 \cdot \sigma + \mathcal{D}_2 \cdot (1 - \sigma) \\ \mathcal{T}''_\sigma = \mathcal{D}_1 \cdot (1 - \sigma) + \mathcal{D}_2 \cdot \sigma \end{cases} \tag{2}$$

The models consist of recurrent neural networks to allow for communication between modules, and we run them for a number of time steps (between 2 and 5). In most cases, stimuli are presented identically at every time step, but in Section 3.3 they are switched on at a random time step and then remain on (Section 5.4.2). In that section we also add independent noise to the inputs at each time step (see details in Section 5.4.1).

## 2.2 Networks

**Architecture:** We use a family of model architectures, composed of pairs of modules (single-layer recurrent neural networks of  $n$  neurons) that are densely connected internally and sparsely connected between modules (a fixed fraction  $p$  of the possible synapses, leading to a number of synapses  $p_s$ ). To be precise, these modules consist of vanilla RNNs, but the code is written to allow the use of other modules types, such as GRUs. The modules can either have separate or shared inputs, i.e. either each module only receives input from one digit image, or each module receives input from both digit images. Similarly, they can have either separate or shared outputs (pathway structure). See below for how the network decision is made in these two cases. We can either connect the module directly to its output or include a narrow bottleneck layer to restrict the bandwidth before readout. We vary  $n$ ,  $p$ , the pathway structure, and the presence of the bottleneck layer. A typical network architecture is shown in Fig. 1A, and all possible global architectures are shown in a minimal fashion in Fig. 1B.

The choice of a recurrent rather than feed-forward architecture was made to keep a consistent architecture throughout the paper and to simplify the definitions of functional specialization and modularity.

**Decision:** Modules produce logits as their output, later used to compute the global network decision. As we’ve just seen, modules can either feed into a *shared* readout, (in which case the readout directly provides the network’s decision), or have their own *separate* readouts. In the latter case, modules compete for decision via a winner-take-all scheme, to ensure that no communications is happening at the readout-layer level. In the separate readout case, each module is densely connected to a readout layer  $\mathbf{r}^{(m)}$ . Given the two readout layers, we compute the actual decision of the global model using a *max* decision, explained in the following paragraph:

$$\mathbf{r}^{out} = \mathbf{r}^{(\mu)} \text{ where } \mu = \operatorname{argmax}_{m \in 0,1} \max \mathbf{r}^{(m)}. \quad (3)$$

For each input sample, the module with the highest overall "certainty" (largest value) takes the decision. More precisely, the **global** output layer of the network  $\mathbf{r}^{out}$  is defined to be the output layer of the sub-network with the largest maximum value. In practice, that means that only the module having produced the largest *overall* value is being used in computing the resulting loss value, and that gradients are back-propagated to the other (non-deciding) module only via the (sparse) communication weights.

## 2.3 Structural modularity

We define the fraction of connections between two modules of size  $n$  as  $p \in [1/n^2, 1]$ . The same fraction of connections is used in each direction. The smallest value is  $p = 1/n^2$  corresponding to a single connection in each direction, and the largest fraction  $p = 1$  corresponds to  $n^2$  connections in each direction (all-to-all connectivity).

We adapt the  $Q$  metric for structural modularity [Newman, 2006] to a directed graph:

$$Q = \frac{1}{M} \sum_{ij} (A_{ij} - P_{ij}) \delta_{g_i, g_j}, \quad (4)$$

where  $M$  is the total number of edges in the network,  $A$  is the adjacency matrix,  $\delta$  is the Kronecker delta,  $g_i$  is the group index of node  $i$  (which module the node is in), and  $P_{ij}$  is the probability of a connection between nodes  $i$  and  $j$  if we randomized the edges respecting node degrees. For our network, we can analytically compute (Section 5.1):

$$Q = \frac{1}{2} \cdot \frac{1-p}{1+p}. \quad (5)$$

This varies from  $Q = 0$  when  $p = 1$  (all nodes connected, so no modularity) to  $Q = 1/2$  for  $p = 0$  (no connections between the sub-networks, so perfect modularity). Note that for  $g$  equally sized groups in a network, the maximum value that  $Q$  can attain is  $1 - 1/g$ .

## 2.4 Metrics

In order to compute a metric of functional modularity at the network level, we start by constructing a measure of the strength of the relationship between the activity of a module  $m$  and a sub-task (predicting digit  $k$ ). We use three such measures (described below) based on performance or correlation. We write this as  $\mathcal{M}(m, k) \in [b, 1]$  where a value of  $b$  means no link (no performance or correlation) and a value of 1 means a strong link (perfect performance or correlation).  $b$  represents the base value of a metric, and indicates a null relationship between an agent and a sub-task. We use this (metric-specific) value to normalize properly each metric, resulting in the normalized module-and-digit specific measure:

$$\bar{\mathcal{M}}(m, k) = \frac{\mathcal{M}(m, k) - b}{1 - b} \in [0, 1] \quad (6)$$

From this measure that is specific to a particular module and digit  $(m, k)$  we construct a module-specific measure of specialization by computing the difference

$$\mathcal{F}^m = \bar{\mathcal{M}}(m, 0) - \bar{\mathcal{M}}(m, 1) \in [-1, 1]. \quad (7)$$

This measures how much more linked the module  $m$  is to one digit rather than the other. This has value 1 if the module is fully specialized on digit 0, or -1 if it is fully specialized on digit 1. Finally, the overall specialization of the network is maximum if both modules are fully specialized on opposite digits:

$$\mathcal{F} = \frac{|\mathcal{F}^0 - \mathcal{F}^1|}{2} \in [0, 1] \quad (8)$$

With this general structure in place, we define the three core measures as follows:

$\mathcal{M}_{\text{pr}}$ : **Module Probing** (Fig. 1C.1). After training on the global task above, we freeze the model and re-train a separate neural network to classify one of the two digits from the outputs of only one of the modules  $m$ . With this measure, the module  $m$  is specialized on digit  $k$  if the accuracy of classifying that digit  $\mathcal{M}_{\text{pr}}(m, k)$  is high, and the accuracy of classifying the other digit is low. This corresponds to property 1 from the introduction and is also similar in spirit to the information bottleneck principle [Tishby et al., 2000] in measuring how much irrelevant information has been discarded. The base value  $b$  is chance accuracy (0.1 when computing MNIST digits).

$\mathcal{M}_{\text{ab}}$ : **Module ablation** (Fig. 1C.2). Following the concept of separate modifiability (property 2), we once again freeze the network after training on the global task, but this time use a readout network common to both modules to predict the digits. The ablations metric measures the loss of performance when masking an entire agent’s state on a given sub-task. We say the module  $m$  is specialized on digit  $k$  if its ablation critically impairs classification on this digit but not the other. The base value  $b$  is once again chance accuracy.

$\mathcal{M}_{\text{cr}}$ : **Hidden state correlations** (Fig. 1C.3). Finally, following the concept of domain specificity (property 3) we aim to understand the input-state relationship of modules of the network. Specifically, we measure how changing one decision variable (digit) while holding the other fixed impacts each module’s state. We say the module  $m$  is specialized on digit  $k$  if there is a higher Pearson correlation coefficient between hidden states resulting from pairs of examples  $x$  and  $x'$  where digit  $k$  of the two examples is the same, compared to the base correlation. This base correlation is the mean correlations of hidden states across all digit pairs (not holding one fixed), and is also used as the normalizing base value  $b$ . Recently, work examining the representational similarities of neural nets has shown that because of the inherent non-linearity present in ANNs, a better suited metric to compare multiple networks, or layers of a networks, is the CKA measure [Kornblith et al., 2019]. While we agree that this is important when comparing modules that could have the same function with different parametrisations, we are only interested here in measuring the self-similarity of the modules, thus a standard correlation analysis is sufficient.

### 3 Results

#### 3.1 Moderate structural modularity is not a sufficient condition for specialization

We wish to investigate whether imposing structural modularity is enough to guarantee specialization. To test this idea in a simple and controllable setting, we use an architecture composed of two densely recurrent modules, each receiving its own input (image of an MNIST digit) and producing its own outputs (the *separate pathway* architecture from Fig. 1.B). The global task requires each module to recognize the digit presented to it, but also depends on the parity of the other digit. It can therefore be broken down into two sub-tasks (digit recognition) that are able to be solved by the modules individually, but where solving the global task requires the modules to share at least one bit of information from the solution of their sub-task (as it depends on whether or not the parity of the two digits is the same or different). Modules consist of 25 neurons, a regime where the network can solve the task, without being over-parameterized (a parameter choice we will understand in more detail in the next section). Then by varying the fraction of active connections  $p$  in the communication layer between modules, we can directly control the structural modularity of the model. For dense intra-module connectivity and a proportion  $p$  of active inter-module connections, the standard measure of structural modularity can be calculated as  $Q = (1 - p)/2(1 + p)$  (see Section 2.3). Test accuracy on this task increases with  $p$  (unsurprisingly given that this means more parameters), but is always above chance and below saturation (Fig. 5).

We measured the level of specialization of networks with varying inter-connection sparsity  $p$  using three metrics (Section 2.4) that capture different aspects of functional specialization (Section 1). We find that even at levels deemed

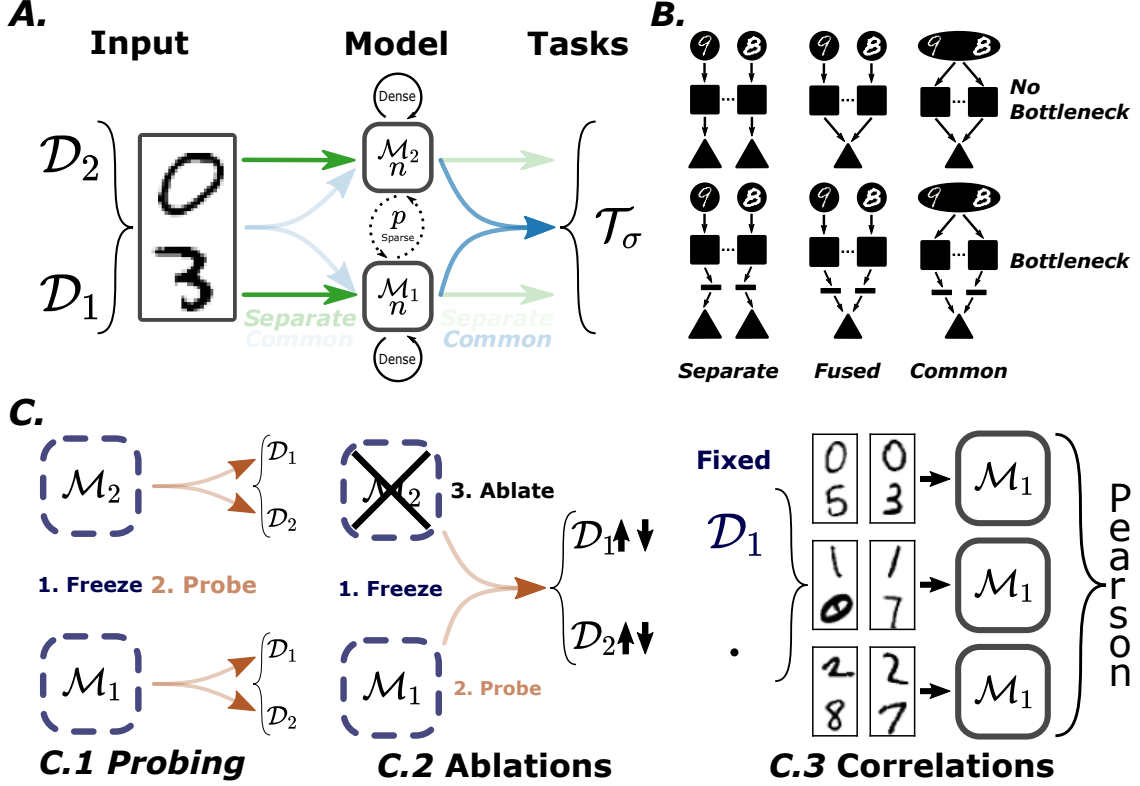


Figure 1: Summary of methods. **A.** Schematic of input, model and task. Two digits  $\mathcal{D}_1$  and  $\mathcal{D}_2$  are fed to the network via either shared input weights (in which case each module sees each digit) or separate (in which case each module sees only a single digit). Two recurrent neural network modules of size  $n$  then process the inputs, and communicate via a sparse interconnection containing a fraction  $p$  of all  $n^2$  possible connections. Outputs are computed either through shared readout (both modules feed into the same readout) or separate (in which case each module has its own readout, and the decision is based on a max function). A bottleneck consisting of an additional layer of 5 neurons can be placed between the modules and the final readout. **B.** All possible architectural choices. **C.** The three functional specialization metrics: Module Probing, where the trained network is frozen and a separate (probing) network is trained to extract digit identity from each module's hidden state; Module Ablation, where the trained network is frozen and a single network is trained to extract digit identity from both modules' hidden states, after which one is ablated and impact on performance is measured; and Correlation Analysis, where hidden states are correlated holding one digit fixed and varying the other.

very modular ( $Q > 0.4$ ), the model only shows weak specialization (Fig. 2.A). We can see how sharply the metrics rise when approaching maximal  $Q$  values, suggesting extreme levels of structural modularity are needed for specialization to emerge. The relationship is clearer as a function of  $p$  on a logarithmic axis, with specialization naturally dropping when approaching dense communication (Fig. 2.B). This lets us draw some initial conclusions: in at least one simple type of network, imposing moderately high levels of structural modularity doesn't directly lead to the emergence of specialized modules. Moreover, the metrics we defined show similar trends, indicating that we are indeed capturing something meaningful. For the remainder of this paper, we present results mainly using the module probing metric.

### 3.2 Environmental structure and resource constraints determine specialization

We have seen that a high level of structural modularity isn't a sufficient condition for the emergence of specialization. We now systematically analyze the effect on specialization of the choices made in the architecture and environment of our toy model, to understand why and how specialization does emerge. We find that three main categories of effects interact to influence the emergence of specialization.

**Environmental effects.** In the previous section, we explicitly designed the data to have a perfectly separable structure. However, features are rarely perfectly independent in real environments (a horse is more likely to have a green background, while a car is more likely to have a gray background). To model these complex dependencies in a simple way, we vary the covariance matrix of the distributions of digits between sub-tasks, essentially modifying the probability

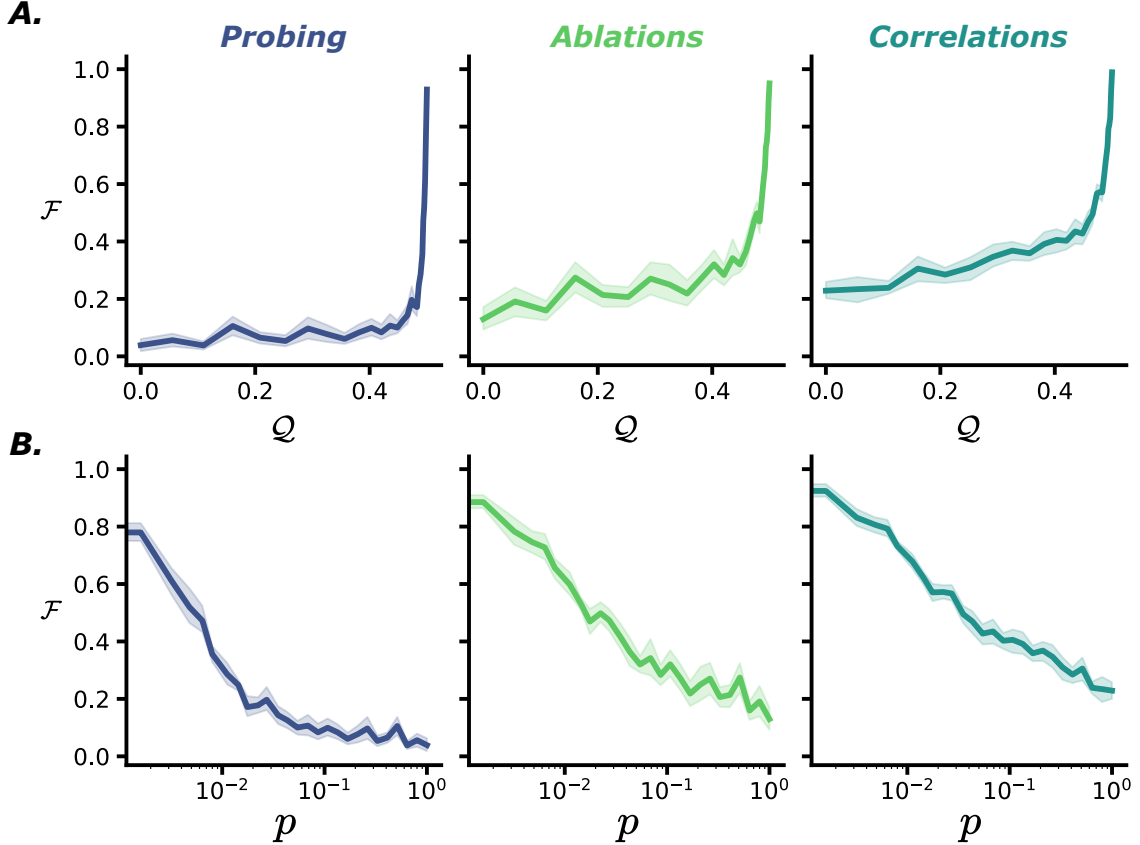


Figure 2: Levels of functional specialization of networks with (A) varying modularity  $Q$ , or equivalently (B) inter-module connectivity  $p$ , measured by three different metrics (columns). All metrics indicate a similar trend, sharply rising only at extreme levels of  $Q$  modularity.

of seeing the two digits being equal,  $\mathcal{D}_1 = \mathcal{D}_2$ . We find that high covariance  $c$  prevents specialization (Fig. 3 bottom left, or top right of each sub-figure), as knowing one hidden variable is already highly informative of the other. In Supplementary Fig. 6, we can also see that when the inputs to the two modules are drawn from separate datasets (as is the case when training with E-MNIST Section 2.1) modules show stronger specialization. This would be the case in a multimodal setting, such as audio-visual integration. It makes sense that when sub-tasks have different input distributions, this should promote specialization, since the knowledge of decoding one wouldn't transfer as much to the other. Moreover, the computational capacity needed to decode *both* would be higher when sub-tasks are different in nature, changing some of the metabolic cost effects we discuss later on.

**Metabolic cost constraints.** To understand how resource constraints could shape the structure-function relationship of neural networks, we vary the number of elements that are costly to maintain or manufacture (in terms of both energy and space): neurons in a module ( $n$ ) and synapses between modules (proportion  $p$  of  $n^2$  possible, or total number  $p_s = pn^2$ ). We then measure the resulting specialization of the networks. Both constraints, when pushed towards their minimal values, lead to specialization arising, but the extent of which depends strongly on the architectural choices (as discussed in the next point). We can also see that the precise interactions between environmental ( $c$ ) and metabolic ( $n, p$ ) variables strongly depend on the choice of the model architecture (Fig. 3).

**Architecture choices.** The effect of architecture choice is more subtle. A few salient points include:

1. **Input scheme:** We find that having separate input pathways constitutes a strong structural prior, leading to higher functional modularity, whereas having a shared input pathway lowers it **considerably** (Fig. 3.A/B vs Fig. 3.C). This intuitively makes sense, as modules are forced to *work with what they've got*. When presented with different inputs, the only source of collapse of specialization comes from the information leakage introduced by the interconnections. As such, the main factor driving specialization, in that case, is the number of synapses  $p_s$  (Fig. 3.A top left). Nonetheless, having a shared input does not prevent the appearance of a specialization pattern, albeit at a reduced scale. We find that in that case, the significant parameter is



the size of modules, ie the number of neurons they’re composed of (Figure Fig. 3.C top left). Modules are forced to specialize when arriving at the threshold at which a single module *does not* have the computational capabilities to predict both digits (even when having both as input).

2. **Bottleneck:** Imposing a narrow bottleneck before the modules’ output also lead to higher specialization overall (Fig. 6). This may be because introducing a bottleneck on the output of the modules limits the possible computational role of the output layer itself, and forces the modules to do the majority of the work, which is a prerequisite for seeing specialization in the modules.
3. **Output scheme:** With separate outputs, the modules compete for which module determines the global readout through a max function. In that case we see a quantitatively lower specialization (Fig. 3.A vs Fig. 3.B). This could be explained by the *decision-making* dynamics of modules competing for the readout (not shown). In this structural configuration, networks often resort to having a main *decision-making* module. Although the task is designed to be solvable in a modular fashion, having such a module take all decisions means it’s able to predict both digits and thus displays less specialization, when it comes to our metrics at least. One could nevertheless argue that resorting to such a separation of function (decision-making vs context-providing modules) is in its own right a form of specialization, albeit one that is not picked up by our metrics. Finally, having a common readout seems to have a *coordinating* effect leading to modules being more specialized across the board, alleviating the necessity of extreme resource constraints to see the emergence of specialization.

Results from the complete parameter sweep are shown in the supplementary materials (Fig. 6).

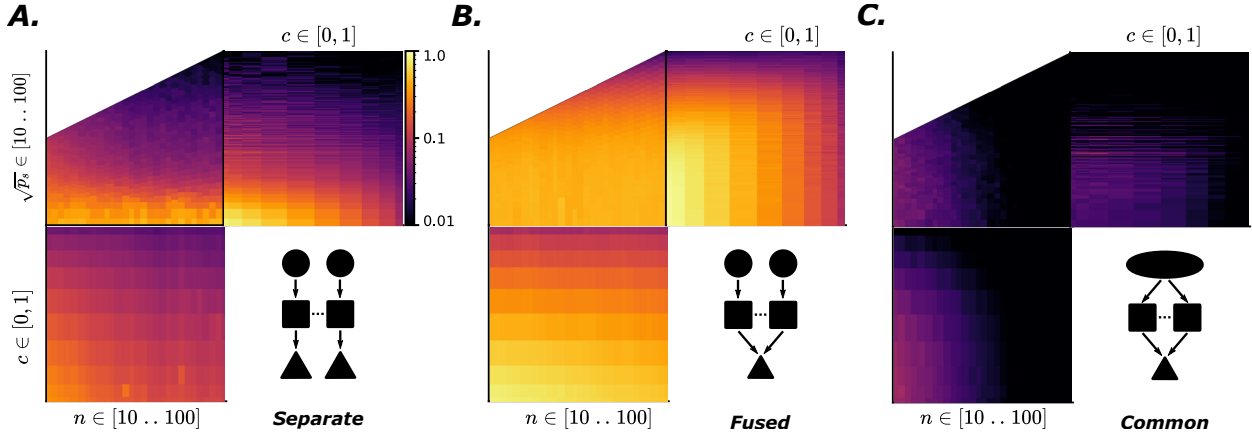


Figure 3: Functional specialization of networks with varying module size  $n$ , number of active synapses in the communication layer  $p_s$ , in an environment where input variables present covariance  $c$ . Each image shows functional specialization when varying two of these parameters (averaged across the third one), with color indicating the degree of functional specialization on a log scale, cut off at a minimal value of 0.01. Results are shown for three different architectures: (A.) separate pathways, (B.) fused pathways, and (C.) shared pathway.

### 3.3 Function specialization can vary dynamically

Functional specialization is usually implicitly understood as a static property, i.e. a module is functionally specialized or not. Here, we investigate this assumption by quantifying specialization at every time step (Fig. 4), in the *fused pathway* architecture. We find that when presented with static inputs, the time course of specialization mainly depends on the timing of inter-module communications (Fig. 4.A). When communicating at high bandwidth ( $p$ ), the specialization of modules drops significantly and immediately after modules start to communicate. This collapse happens immediately, with no continual *leakage* over time, i.e. no further reduction of specialization after the initial drop. We hypothesize that this is a result of the static nature of inputs, where all the information is readily available at every time step and so there is less advantage to ongoing communication after the initial burst (the only benefit of maintaining active communication is to free up working memory resources).

To confirm this intuition based on the static nature of inputs, we introduce dynamic structured noise (Section 5.4.1). With a noisy input, additional information about the underlying signal is introduced at each time step, giving the network an extra reason to engage in ongoing communication. We use two possible noise levels (Fig. 4.B). This time we observe a continual decrease of specialization over time, in highly interconnected modules (i.e. the metric keeps dropping after the initial drop). This is especially true when decoding highly noisy versions of the inputs, meaning there is an increased advantage to ongoing communication.

Finally, we introduce stochasticity in the input dynamics by having individual digits be turned *on* from a purely noisy input at random times (Section 5.4.2), but with inter-module communication always on (Fig. 4.C). We find that specialization dynamics follows input dynamics. When neither digit is switched on, neither module specializes (first time-step of every sub-plot). Once digit 0 (arrow upward) is turned on, module 0 starts to specialize on that digit, and similarly for digit 1 (downward arrow) and module 1. When only one digit is turned on, the other module also starts to specialize on that digit in the absence of any other input to specialize on. Once both digits are switched on, modules start by specializing in their respective digits, before the eventual drop in specialization over time. Specialization is more fluid in more densely connected networks, moving towards the non-primary digit faster in the absence of a primary digit input, and also decaying to zero faster once both digits are present (as in previous results). Intuitively, this can be summarized as specialization following the total amount of information received from the two digit sources (since sparser connectivity means lower bandwidth).

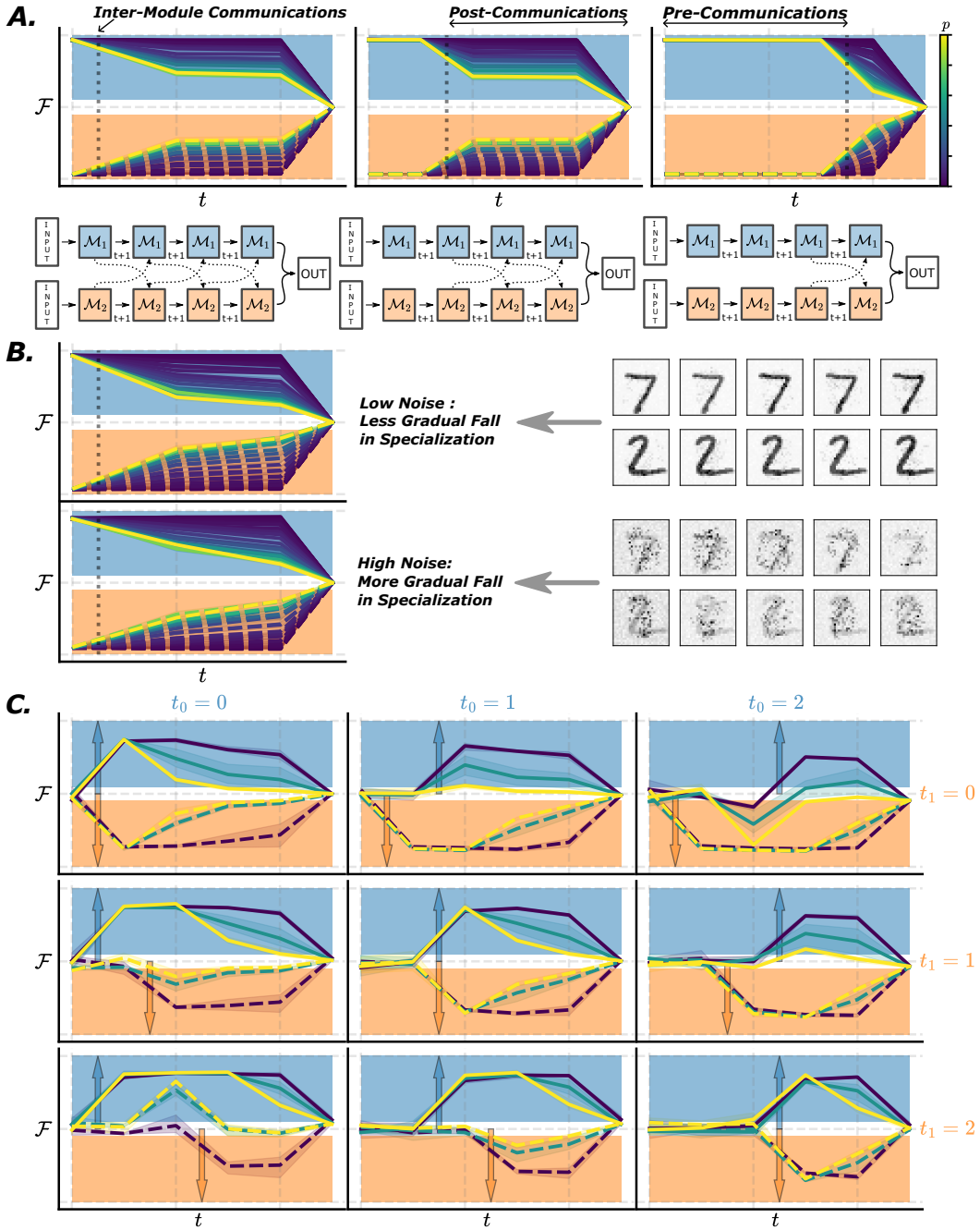


Figure 4: **Specialization dynamics.** **A.** Specialization of different parts of the network at different time-steps. The network unrolled through time is shown below, with inputs presented to modules at time  $t = 0$  at the left hand side, and subsequent time steps moving towards the right finishing in the readout layer at the final time step. In the plot above is shown the specialization of the corresponding module at a given time, where specialization close to 1 means full specialization on digit 0, close to -1 means full specialization on digit 1, and close to 0 means no specialization. The dark dashed lines in both the network diagram and the plot show the timing of inter-module communication. Each colored line represents networks with different inter-connection levels  $p$ . We vary the communication timings in the inputs, and find specialization collapses when communicating at high bandwidth ( $p$  high). **B.** With dynamic noise in the inputs, specialization drops continually, especially in high noise setting. **C.** With stochasticity in the input dynamics (digits 0 and 1 turned on at  $t_0$  and  $t_1$  respectively, indicated by colored arrows), specialization dynamics closely follows the inputs' dynamics. Networks showed with 1 (dark blue), 10 (teal) and 100 (yellow) active inter-module connections.

## 4 Discussion

We used a carefully controlled toy network to investigate the relationship between structural and functional modularity. In doing so, our first challenge was to define modularity. For structural modularity, we simply used the popular graph theoretic  $Q$  metric [Newman, 2006]. For functional modularity, or specialization, there is no similar consensus. Our first main result is that we found that three different metrics inspired by classical definitions of modularity gave broadly compatible results in our setup, suggesting that even though functional modularity is difficult to define and the subject of some contention, there may be a meaningful underlying concept. However, we also found that there is a dynamical aspect which is not captured in these definitions of functional modularity and which may turn out to be critical to understanding information flows in more complex networks and environments. Functional specialization should be understood in terms of states, or trajectories, with modules varying in their specialization depending on input and module communication dynamics. This supports recent developments in neuroscience that have started to rethink the causal narrative behind brain functions in a more dynamical manner and how it is related to a modular organization [Bassett et al., 2011, Shine et al., 2016], for example looking at temporal contributions of elements in a system [Fakhar et al., 2023].

Our second main result is that imposing some degree of structural modularity on a network is not, in general, sufficient to induce functional specialization, even in a toy setting seemingly ideal for the emergence of specialization. We conclude that (a) in machine learning and neuromorphic computing applications, if we wish to encourage the emergence of functional specialization, structural modularity is not sufficient, and (b) in neuroscience, if we observe structural modularity, we should not necessarily conclude that these modules will be functionally specialized. However, structural modularity may well be one component of a richer approach to understanding functional specialization, including more detailed architectures, different learning rules, training regimes and datasets. By systematically varying details of our toy network, we found that as a first step towards such a richer approach, introducing resource constraints was a reliable way to encourage stronger functional specialization. Intuitively this makes sense, as when computational resources are abundant there is no incentive to share or re-use these resources.

Having shown that the link from structure to function is not as straightforward as one might think, an exciting follow-up research question would be to investigate the link between functional and compositional aspects of modularity. This link has already proved harder to understand than expected: even when neural networks do attain functionally specialized organization they do not always make compositional use of these modules [Bahdanau et al., 2019, Csordás et al., 2021, Mittal et al., 2022].

To address the profoundly worrying climate emergency, in the light of the rapid growth in energy costs of AI, mechanisms that encourage parsimonious solutions are likely to be increasingly important. Neuromorphic engineering has the potential to take AI and robotics to a new era of scalable and low-power systems, away from the ever bigger and hungrier nature of current trends. Edge devices, equipped with neuromorphic sensors and processors would be a way for intelligent agents to integrate into society effectively and responsibly [Bartolozzi et al., 2022]. Such a decentralized, agent-centric perspective thus directly implies a modular organization, and seeing how such autonomous agents would be resource-constrained, the framework we developed would seem to be well fitted to better understanding their dynamics. Moreover, internal agents' dynamics would also be affected: neuromorphic chips function under the same kind of resource constraints as the brain does, with bandwidth and energy consumption being core preoccupations. Neuromorphic hardware specifically designed to implement networks with small-world topologies have also recently been put forward [Dalgaty et al., 2024]. Finally, agents equipped with multiple neuromorphic sensors would naturally be suited to a modular or hierarchical organization, composed of unisensory and multisensory areas. The issues discussed in this paper may then prove important as we enter a new era of intelligent neuromorphic autonomous agents.

Our approach has been very handcrafted, with precise control over structural modularity and connectivity in the networks. However, other studies have taken a more emergent approach: [Achterberg et al., 2023, Liu et al., 2023] investigated whether modular properties can emerge directly from the first principle of minimizing connection costs. Spatially-embedded networks, regularized to minimize connections-costs while learning, do end up displaying modular and small-world features, but we note that both works had to introduce an additional regularization or optimization technique to see it emerge. Understanding if, and if so how, structural and functional modularity can emerge from purely low level and naturalistic principles outside of a controlled setup thus remains an open question. The search for such low level principles as a factor driving emergence of higher-levels concepts is nonetheless very promising. Another recent study shows how regularizing for energy efficiency could lead networks to organize into a predictive coding regime [Ali et al., 2022], and is a good example of how taking into account physical substrates and constraints can lead to a better understanding of networks' function.

We investigated relatively small networks, solving simple tasks. This enabled us to separate the multiple factors influencing modularity, and to thoroughly explore the parameter, architecture, and environment space. What's more,

the simplicity of our setup makes for an ideal proving ground for concepts of modularity: if the current static definition of specialization already shows its limits here, it would then seem too simple to describe complex and dynamic real-world systems. However, the opposite argument could also be made, suggesting that such a simple setup prevents us from seeing the emergence of functional specialization. Other works have taken more holistic approaches, studying both structural and functional modularity in trained networks at the same time [Filan et al., 2021, Hod et al., 2022, Casper et al., 2022]. A natural extension of this work could also take into account multiple modules and tasks, and introduce varying environments. Indeed, such environments have been shown to favor modular solutions [Kashtan et al., 2007, Ellefsen et al., 2015], and could also lead to different time-scales in specialization dynamics (life-long learning). Not only that, but it has been shown that multi-task learning can drive the emergence of modularity [Yang et al., 2020, Dobs et al., 2022], and as such would be interesting to investigate. In that context, the concept of systematic generalization is of crucial importance, and the ability for an agent to recombine and reuse previously acquired knowledge could prove decisive to its survival. Such an ability being better enabled through modular architectures [Goyal et al., 2020, Kirsch et al., 2018, Bahdanau et al., 2019], we can see how the necessity for generalization could also promote modular architectures to emerge (although this has yet to be shown, as discussed above). Finally, we only looked at the limited learning rule of supervised learning with backpropagation, and other learning methods could potentially lead to different results, as suggested by [Bakhtiari et al., 2021].

When it comes to the brain, although the concepts of structural and functional modularity are useful and well established, researchers are increasingly studying what this means in a networked, dynamic, and entangled way [Bassett and Sporns, 2017, Pessoa, 2022]. The brain is a messy, complicated system and we may not find clean and clear-cut concepts of modularity to apply directly. However, using artificial neural networks does give us a clean and controlled setup to explore these concepts. We can subsequently take these methods and apply them in more complex, uncontrolled environments, including artificial systems working with real world data, or biological systems. For example, a combined approach using artificial neural network decoders of electrophysiological recordings could enable us to measure specialization with the definitions introduced here. We conclude that using ANNs as a testing ground to develop more rigorous conceptions of modularity which can then be applied to experimental data could be a very fruitful approach for both neuroscience and machine intelligence.

## References

- [Achard and Bullmore, 2007] Achard, S. and Bullmore, E. (2007). Efficiency and cost of economical brain functional networks. *PLoS computational biology*, 3(2):e17.
- [Achterberg et al., 2023] Achterberg, J., Akarca, D., Strouse, D. J., Duncan, J., and Astle, D. E. (2023). Spatially embedded recurrent neural networks reveal widespread links between structural and functional neuroscience findings. *Nature Machine Intelligence*, 5(12):1369–1381. Publisher: Nature Publishing Group.
- [Adolphs, 2016] Adolphs, R. (2016). Human Lesion Studies in the 21st Century. *Neuron*, 90(6):1151–1153. Publisher: Elsevier.
- [Adolphs and Anderson, 2018] Adolphs, R. and Anderson, D. J. (2018). *The neuroscience of emotion: a new synthesis*. Princeton University Press, Princeton. OCLC: on1004927099.
- [Ali et al., 2022] Ali, A., Ahmad, N., de Groot, E., Johannes van Gerven, M. A., and Kietzmann, T. C. (2022). Predictive coding is a consequence of energy efficiency in recurrent neural networks. *Patterns*, 3(12):100639.
- [Bahdanau et al., 2019] Bahdanau, D., Murty, S., Noukhovitch, M., Nguyen, T. H., de Vries, H., and Courville, A. (2019). Systematic Generalization: What Is Required and Can It Be Learned? arXiv:1811.12889 [cs].
- [Bakhtiari et al., 2021] Bakhtiari, S., Mineault, P., Lillicrap, T., Pack, C., and Richards, B. (2021). The functional specialization of visual cortex emerges from training parallel pathways with self-supervised predictive learning. In *Advances in Neural Information Processing Systems*, volume 34, pages 25164–25178. Curran Associates, Inc.
- [Banino et al., 2018] Banino, A., Barry, C., Uribe, B., Blundell, C., Lillicrap, T., Mirowski, P., Pritzel, A., Chadwick, M. J., Degris, T., Modayil, J., Wayne, G., Soyer, H., Viola, F., Zhang, B., Goroshin, R., Rabinowitz, N., Pascanu, R., Beattie, C., Petersen, S., Sadik, A., Gaffney, S., King, H., Kavukcuoglu, K., Hassabis, D., Hadsell, R., and Kumaran, D. (2018). Vector-based navigation using grid-like representations in artificial agents. *Nature*, 557(7705):429–433. Number: 7705 Publisher: Nature Publishing Group.
- [Bartolozzi et al., 2022] Bartolozzi, C., Indiveri, G., and Donati, E. (2022). Embodied neuromorphic intelligence. *Nature Communications*, 13(1):1024. Number: 1 Publisher: Nature Publishing Group.
- [Bassett and Sporns, 2017] Bassett, D. S. and Sporns, O. (2017). Network neuroscience. *Nature Neuroscience*, 20(3):353–364. Number: 3 Publisher: Nature Publishing Group.
- [Bassett et al., 2011] Bassett, D. S., Wymbs, N. F., Porter, M. A., Mucha, P. J., Carlson, J. M., and Grafton, S. T. (2011). Dynamic reconfiguration of human brain networks during learning. *Proceedings of the National Academy of Sciences*, 108(18):7641–7646. Publisher: Proceedings of the National Academy of Sciences.
- [Betzel, 2020a] Betzel, R. F. (2020a). Community detection in network neuroscience. arXiv:2011.06723 [q-bio].
- [Betzel, 2020b] Betzel, R. F. (2020b). Organizing principles of whole-brain functional connectivity in zebrafish larvae. *Network Neuroscience*, 4(1):234–256.
- [Brodmann, 1909] Brodmann, V. K. (1909). *Vergleichende Lokalisationslehre der Großhirnrinde : in ihren Prinzipien dargestellt auf Grund des Zellenbaues / von K. Brodmann*.
- [Bullmore and Sporns, 2012] Bullmore, E. and Sporns, O. (2012). The economy of brain network organization. *Nature Reviews Neuroscience*, 13(5):336–349. Number: 5 Publisher: Nature Publishing Group.
- [Casper et al., 2022] Casper, S., Hod, S., Filan, D., Wild, C., Critch, A., and Russell, S. (2022). Graphical Clusterability and Local Specialization in Deep Neural Networks.
- [Chen et al., 2021] Chen, G., Kang, B., Lindsey, J., Druckmann, S., and Li, N. (2021). Modularity and robustness of frontal cortical networks. *Cell*, 184(14):3717–3730.e24.
- [Chen et al., 2013] Chen, Y., Wang, S., Hilgetag, C. C., and Zhou, C. (2013). Trade-off between Multiple Constraints Enables Simultaneous Formation of Modules and Hubs in Neural Systems. *PLOS Computational Biology*, 9(3):e1002937. Publisher: Public Library of Science.
- [Cherniak, 2012] Cherniak, C. (2012). Chapter 17 - Neural wiring optimization. In Hofman, M. A. and Falk, D., editors, *Progress in Brain Research*, volume 195 of *Evolution of the Primate Brain*, pages 361–371. Elsevier.
- [Chklovskii, 2004] Chklovskii, D. B. (2004). Synaptic connectivity and neuronal morphology: two sides of the same coin. *Neuron*, 43(5):609–617.
- [Chklovskii et al., 2002] Chklovskii, D. B., Schikorski, T., and Stevens, C. F. (2002). Wiring Optimization in Cortical Circuits. *Neuron*, 34(3):341–347.
- [Clune et al., 2013] Clune, J., Mouret, J.-B., and Lipson, H. (2013). The evolutionary origins of modularity. *Proceedings of the Royal Society B: Biological Sciences*, 280(1755):20122863. arXiv:1207.2743 [cs, q-bio].

- [Cohen et al., 2017] Cohen, G., Afshar, S., Tapson, J., and van Schaik, A. (2017). EMNIST: an extension of MNIST to handwritten letters. *arXiv:1702.05373 [cs]*.
- [Csordás et al., 2021] Csordás, R., van Steenkiste, S., and Schmidhuber, J. (2021). ARE NEURAL NETS MODULAR? INSPECTING FUNCTIONAL MODULARITY THROUGH DIFFERENTIABLE WEIGHT MASKS. page 30.
- [Dalgaty et al., 2024] Dalgaty, T., Moro, F., Demirağ, Y., De Pra, A., Indiveri, G., Vianello, E., and Payvand, M. (2024). Mosaic: in-memory computing and routing for small-world spike-based neuromorphic systems. *Nature Communications*, 15(1):142. Publisher: Nature Publishing Group.
- [Deng, 2012] Deng, L. (2012). The mnist database of handwritten digit images for machine learning research. *IEEE Signal Processing Magazine*, 29(6):141–142.
- [Dobs et al., 2022] Dobs, K., Martinez, J., Kell, A. J. E., and Kanwisher, N. (2022). Brain-like functional specialization emerges spontaneously in deep neural networks. *Science Advances*, 8(11):eabl8913. Publisher: American Association for the Advancement of Science.
- [Ellefsen et al., 2015] Ellefsen, K. O., Mouret, J.-B., and Clune, J. (2015). Neural Modularity Helps Organisms Evolve to Learn New Skills without Forgetting Old Skills. *PLOS Computational Biology*, page 24.
- [Fakhar et al., 2023] Fakhar, K., Dixit, S., Hadaeghi, F., Kording, K. P., and Hilgetag, C. C. (2023). When Neural Activity Fails to Reveal Causal Contributions. Pages: 2023.06.06.543895 Section: New Results.
- [Fakhar and Hilgetag, 2022] Fakhar, K. and Hilgetag, C. C. (2022). Systematic perturbation of an artificial neural network: A step towards quantifying causal contributions in the brain. *PLOS Computational Biology*, 18(6):e1010250. Publisher: Public Library of Science.
- [Filan et al., 2021] Filan, D., Casper, S., Hod, S., Wild, C., Critch, A., and Russell, S. (2021). Clusterability in Neural Networks. *arXiv:2103.03386 [cs]*.
- [Fodor, 1983] Fodor, J. A. (1983). *The modularity of mind: an essay on faculty psychology*. MIT Press, Cambridge, Mass.
- [Gerstner et al., 2014] Gerstner, W., Kistler, W. M., Naud, R., and Paninski, L. (2014). *Neuronal dynamics: from single neurons to networks and models of cognition*. Cambridge University Press, Cambridge, United Kingdom.
- [Goyal et al., 2020] Goyal, A., Lamb, A., Hoffmann, J., Sodhani, S., Levine, S., Bengio, Y., and Schölkopf, B. (2020). RECURRENT INDEPENDENT MECHANISMS. page 35.
- [Ha and Tang, 2022] Ha, D. and Tang, Y. (2022). Collective Intelligence for Deep Learning: A Survey of Recent Developments. *arXiv:2111.14377 [cs]*.
- [Heuvel and Sporns, 2011] Heuvel, M. P. v. d. and Sporns, O. (2011). Rich-Club Organization of the Human Connectome. *Journal of Neuroscience*, 31(44):15775–15786. Publisher: Society for Neuroscience Section: Articles.
- [Hod et al., 2022] Hod, S., Filan, D., Casper, S., Critch, A., and Russell, S. (2022). Quantifying Local Specialization in Deep Neural Networks. *arXiv:2110.08058 [cs]*.
- [Jonas and Kording, 2016] Jonas, E. and Kording, K. P. (2016). Could a Neuroscientist Understand a Microprocessor? Pages: 055624 Section: New Results.
- [Kaiser and Hilgetag, 2006] Kaiser, M. and Hilgetag, C. C. (2006). Nonoptimal Component Placement, but Short Processing Paths, due to Long-Distance Projections in Neural Systems. *PLOS Computational Biology*, 2(7):e95. Publisher: Public Library of Science.
- [Kashtan et al., 2007] Kashtan, N., Noor, E., and Alon, U. (2007). Varying environments can speed up evolution. *Proceedings of the National Academy of Sciences*, 104(34):13711–13716. Publisher: National Academy of Sciences Section: Biological Sciences.
- [Ke et al., 2021] Ke, N. R., Didolkar, A., Mittal, S., Goyal, A., Lajoie, G., Bauer, S., Rezende, D., Bengio, Y., Mozer, M., and Pal, C. (2021). Systematic Evaluation of Causal Discovery in Visual Model Based Reinforcement Learning. *arXiv:2107.00848 [cs, stat]*.
- [Kirsch et al., 2018] Kirsch, L., Kunze, J., and Barber, D. (2018). Modular Networks: Learning to Decompose Neural Computation. *arXiv:1811.05249 [cs, stat]*. *arXiv: 1811.05249*.
- [Kornblith et al., 2019] Kornblith, S., Norouzi, M., Lee, H., and Hinton, G. (2019). Similarity of Neural Network Representations Revisited. *arXiv:1905.00414 [cs, q-bio, stat]*.
- [Lillicrap et al., 2020] Lillicrap, T. P., Santoro, A., Marris, L., Akerman, C. J., and Hinton, G. (2020). Backpropagation and the brain. *Nature Reviews Neuroscience*, 21(6):335–346. Number: 6 Publisher: Nature Publishing Group.
- [Liu et al., 2023] Liu, Z., Gan, E., and Tegmark, M. (2023). Seeing is Believing: Brain-Inspired Modular Training for Mechanistic Interpretability. *arXiv:2305.08746 [cond-mat, q-bio]*.

- [Marton et al., 2021] Marton, C. D., Lajoie, G., and Rajan, K. (2021). Efficient and robust multi-task learning in the brain with modular task primitives. *arXiv:2105.14108 [cs, q-bio]*. arXiv: 2105.14108.
- [Meyes et al., 2020] Meyes, R., de Puiseau, C. W., Posada-Moreno, A., and Meisen, T. (2020). Under the Hood of Neural Networks: Characterizing Learned Representations by Functional Neuron Populations and Network Ablations. *arXiv:2004.01254 [cs, q-bio]*.
- [Mittal et al., 2022] Mittal, S., Bengio, Y., and Lajoie, G. (2022). Is a Modular Architecture Enough? *arXiv:2206.02713 [cs]*. arXiv: 2206.02713.
- [Musall et al., 2019] Musall, S., Urai, A. E., Sussillo, D., and Churchland, A. K. (2019). Harnessing behavioral diversity to understand neural computations for cognition. *Current Opinion in Neurobiology*, 58:229–238.
- [Newman, 2006] Newman, M. E. J. (2006). Modularity and community structure in networks. *Proceedings of the National Academy of Sciences*, 103(23):8577–8582. Publisher: National Academy of Sciences Section: Physical Sciences.
- [Pessoa, 2022] Pessoa, L. (2022). *The entangled brain: how perception, cognition, and emotion are woven together*. The MIT Press, Cambridge, Massachusetts.
- [Pfeiffer et al., 2023] Pfeiffer, J., Ruder, S., Vulić, I., and Ponti, E. M. (2023). Modular Deep Learning. *arXiv:2302.11529 [cs]*.
- [Power et al., 2011] Power, J. D., Cohen, A. L., Nelson, S. M., Wig, G. S., Barnes, K. A., Church, J. A., Vogel, A. C., Laumann, T. O., Miezin, F. M., Schlaggar, B. L., and Petersen, S. E. (2011). Functional Network Organization of the Human Brain. *Neuron*, 72(4):665–678.
- [Raj and Chen, 2011] Raj, A. and Chen, Y.-h. (2011). The Wiring Economy Principle: Connectivity Determines Anatomy in the Human Brain. *PLoS ONE*, 6(9):e14832.
- [Shallice and Cooper, 2011] Shallice, T. and Cooper, R. P. (2011). *The organisation of mind*. Oxford University Press, Oxford ; New York. OCLC: ocn664323812.
- [Shine et al., 2016] Shine, J. M., Bissett, P. G., Bell, P. T., Koyejo, O., Balsters, J. H., Gorgolewski, K. J., Moodie, C. A., and Poldrack, R. A. (2016). The Dynamics of Functional Brain Networks: Integrated Network States during Cognitive Task Performance. *Neuron*, 92(2):544–554. Publisher: Elsevier.
- [Sporns, 2013] Sporns, O. (2013). Network attributes for segregation and integration in the human brain. *Current Opinion in Neurobiology*, 23(2):162–171.
- [Sporns and Betzel, 2016] Sporns, O. and Betzel, R. F. (2016). Modular Brain Networks. *Annual Review of Psychology*, 67(1):613–640. [\\_eprint: https://doi.org/10.1146/annurev-psych-122414-033634](https://doi.org/10.1146/annurev-psych-122414-033634).
- [Striedter, 2005] Striedter, G. F. (2005). *Principles of brain evolution*. Principles of brain evolution. Sinauer Associates, Sunderland, MA, US. Pages: xii, 436.
- [Tishby et al., 2000] Tishby, N., Pereira, F. C., and Bialek, W. (2000). The information bottleneck method. *arXiv:physics/0004057*.
- [van der Plas et al., 2023] van der Plas, T. L., Tubiana, J., Le Goc, G., Migault, G., Kunst, M., Baier, H., Bormuth, V., Englitz, B., and Debrégeas, G. (2023). Neural assemblies uncovered by generative modeling explain whole-brain activity statistics and reflect structural connectivity. *eLife*, 12:e83139. Publisher: eLife Sciences Publications, Ltd.
- [Vishwanathan et al., 2020] Vishwanathan, A., Ramirez, A., Wu, J., Sood, A., Yang, R., Kemnitz, N., Ih, D., Turner, N., Lee, K., Tartavull, I., Silversmith, W., Jordan, C., David, C., Bland, D., Goldman, M., Aksay, E., and Seung, H. (2020). *Modularity and neural coding from a brainstem synaptic wiring diagram*.
- [Watanabe, 2018] Watanabe, C. (2018). Interpreting Layered Neural Networks via Hierarchical Modular Representation. *arXiv:1810.01588 [cs, stat]*.
- [Whittington and Bogacz, 2019] Whittington, J. C. R. and Bogacz, R. (2019). Theories of Error Back-Propagation in the Brain. *Trends in Cognitive Sciences*, 23(3):235–250. Publisher: Elsevier.
- [Whittington et al., 2018] Whittington, J. C. R., Muller, T. H., Mark, S., Barry, C., and Behrens, T. E. J. (2018). Generalisation of structural knowledge in the hippocampal-entorhinal system. *arXiv:1805.09042 [cs, q-bio, stat]*.
- [Yamins and DiCarlo, 2016] Yamins, D. L. K. and DiCarlo, J. J. (2016). Using goal-driven deep learning models to understand sensory cortex. *Nature Neuroscience*, 19(3):356–365. Number: 3 Publisher: Nature Publishing Group.
- [Yang et al., 2020] Yang, R., Xu, H., Wu, Y., and Wang, X. (2020). Multi-Task Reinforcement Learning with Soft Modularization. *arXiv:2003.13661 [cs, stat]*. arXiv: 2003.13661.



[Young et al., 2000] Young, M. P., Hilgetag, C. C., and Scannell, J. W. (2000). On imputing function to structure from the behavioural effects of brain lesions. *Philosophical Transactions of the Royal Society B: Biological Sciences*, 355(1393):147–161.

[Zilles, 2018] Zilles, K. (2018). Brodmann: a pioneer of human brain mapping—his impact on concepts of cortical organization. *Brain*, 141(11):3262–3278.

## 5 Supplementary Materials

### 5.1 Q measure derivation

[Newman, 2006] defines the modularity measure  $Q$  for an undirected graph. We modify the definition for a directed graph as:

$$Q = \frac{1}{M} \sum_{ij} (A_{ij} - P_{ij}) \delta_{g_i g_j} = \frac{1}{M} \sum_{ij} \left( A_{ij} - \frac{k_i^{out} k_j^{in}}{M} \right) \delta_{g_i g_j} \quad (9)$$

where  $M$  is the total number of edges in the network,  $A$  is the adjacency matrix,  $\delta$  is the Kronecker delta,  $g_i$  is the group index of node  $i$ ,  $k_i^{out}/k_j^{in}$  are the out-degree/in-degree of node  $i/j$  respectively, used to compute  $P_{ij}$ : the probability of a connection between nodes  $i$  and  $j$  if we randomized the edges respecting node degrees. For our network, we have 2 sub-networks (with group index 0 and 1 respectively) of  $n$  neurons, densely connected, with a fraction  $p$  of active inter-connections between the two. From this we get:

$$\begin{aligned} M &= 2n^2(1+p) \\ \forall i \in [1, 2n], \quad g_i &= \begin{cases} 0, & \text{if } i \in [0, n-1] \\ 1, & \text{if } i \in [n, 2n] \end{cases} \\ \forall (i, j) \in [0, 2n]^2, \quad A_{i,j} &= \begin{cases} 1, & \text{if } \delta_{g_i g_j} = 1 \\ 0 \text{ or } 1, & \text{if } \delta_{g_i g_j} = 0 \end{cases} \\ \forall (i, j) \in [0, 2N]^2, \quad &\begin{cases} k_i^{out} = \sum_{j'} A_{ij'} \approx n(1+p) \\ k_j^{in} = \sum_{i'} A_{i'j} \approx n(1+p) \end{cases} \\ \text{And } \begin{cases} \sum_i k_i^{out} = \sum_i \sum_{j'} A_{ij'} = n^2(1+p) \\ \sum_j k_j^{in} = \sum_j \sum_{i'} A_{i'j} = n^2(1+p) \end{cases} & \\ \text{Thus: } Q &= \frac{1}{2n^2(1+p)} \sum_{ij} \left( A_{ij} - \frac{(1+p)}{2} \right) \delta_{g_i g_j} \\ Q &= \frac{1}{2n^2(1+p)} (2n^2) \left( 1 - \frac{(1+p)}{2} \right) \\ \boxed{Q} &= \frac{1-p}{2(1+p)} \end{aligned}$$

### 5.2 Network Accuracy

We show here the network's accuracy for results 3.1. We always test on a separate testing set, and train for a fixed number of epochs to avoid overfitting, repeated for 10 random seeds. We can see that, when the sparsity of communications is very high, networks only manage to perform slightly above chance ( $\sim 60\%$ ). This shows that the task is not trivial for networks of that size, which was one of our objectives so as to not over-parameterize the networks and make the results meaningful.

### 5.3 Parameter sweeps for structure-function relationship

Figure 6 shows the complete parameter sweeps referred to in section 3.2.

### 5.4 Code examples

#### 5.4.1 Noisy inputs

In section Section 3.3, we investigate the different dynamics of functional specialization in networks unrolled in time. To that end, we add noisy dynamics to the input, which are by default identical at every time-steps, and create a noisy version of the dataset. For each training batch, and at each time-step, we add an average from a few other random samples of the same batch, multiplied by a noise-level. Example code is provided here This would have to be repeated at each time-step (see following section).

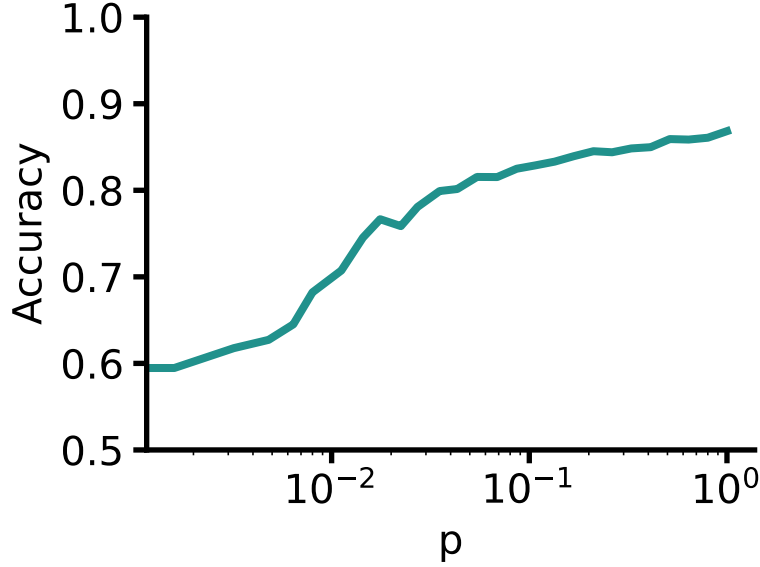


Figure 5: Accuracy for networks composed of 25-neurons modules, with varying levels of inter-module communication  $p$

```
def add_structured_noise(batch_t, n_samples=5, noise_ratio=0.9):
    noised_idx = np.stack(
        [
            np.random.choice(batch_t.shape[0], size=n_samples, replace=False)
            for _ in range(n_samples)
        ]
    )
    noisy_samples = batch_t[noised_idx] * (
        np.random.rand([n_samples] + list(batch_t.shape[1:])) < (1 / n_samples)
    )
    noisy_batch = (1 - noise_ratio) * batch_t + noise_ratio * noisy_samples.mean(1)
    return noisy_batch
```

### 5.4.2 Dynamic inputs

Here is how we create input with noisy dynamics, and potentially stochastic start times.

```
def create_stochastic_batch(batch, n_samples, noise_ratio, random_start):
    noisy_batch = np.stack(
        [add_structured_noise(batch_t, n_samples, noise_ratio) for batch_t in batch]
    )
    if random_start:
        start_times = np.random.randint(1, batch.shape[0] - 1, (batch.shape[1],))
        mask = (
            np.arange(nb_steps)[: , None]
            >= start_times[None, :, ]
        )
        pure_noise = np.stack(
            [add_structured_noise(batch_t, n_samples, 1.0) for batch_t in batch]
        )
        stochastic_timing_batch = noisy_batch * mask + pure_noise * (not mask)
        return stochastic_timing_batch
    else:
        return noisy_batch
```

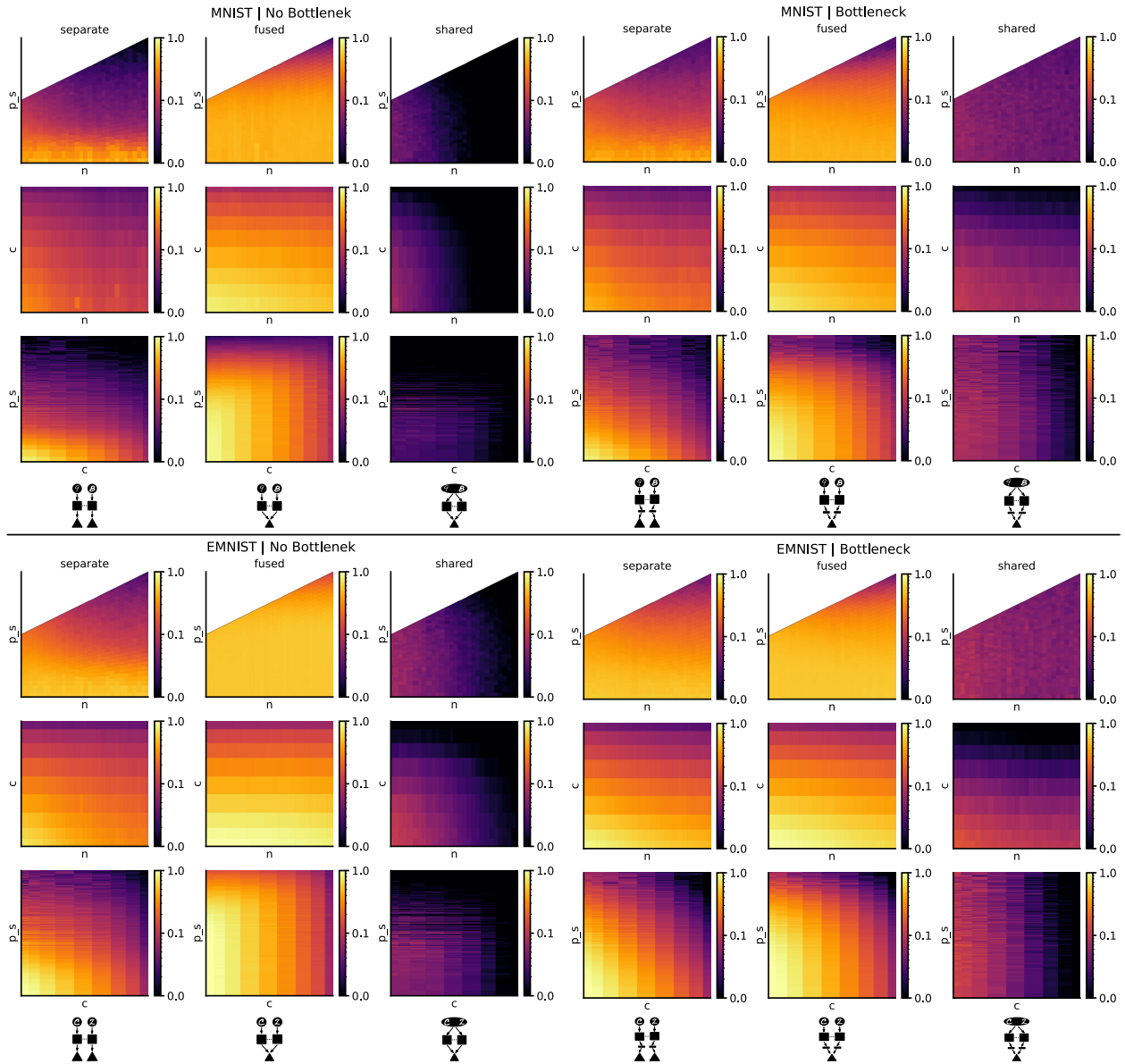


Figure 6: Specialization for all architectures and data. See caption to figure 3.