
DYNAMICS OF SPECIALIZATION IN NEURAL MODULES UNDER RESOURCE CONSTRAINTS

Gabriel Béna

Department Of Electrical and Electronic Engineering
Imperial College London
g.bena21@imperial.ac.uk

Dan F. M. Goodman

Department Of Electrical and Electronic Engineering
Imperial College London

October 4, 2023

ABSTRACT

It has long been believed that the brain is highly modular both in terms of structure and function, although recent evidence has led some to question the extent of both types of modularity. We used artificial neural networks to test the hypothesis that structural modularity is sufficient to guarantee functional specialization, and find that in general, this doesn't necessarily hold except at extreme levels. We then systematically tested which features of the environment and network do lead to the emergence of specialization. We used a simple toy environment, task and network, allowing us precise control, and show that in this setup, several distinct measures of specialization give qualitatively similar results. We further find that (1) specialization can only emerge in environments where features of that environment are meaningfully separable, (2) specialization preferentially emerges when the network is strongly resource-constrained, and (3) these findings are qualitatively similar across different network architectures, but the quantitative relationships depends on the architecture type. Finally, we show that functional specialization varies dynamically across time, and demonstrate that these dynamics depend on both the timing and bandwidth of information flow in the network. We conclude that a static notion of specialization, based on structural modularity, is likely too simple a framework for understanding intelligence in situations of real-world complexity, from biology to brain-inspired neuromorphic systems. We propose that thoroughly stress testing candidate definitions of functional modularity in simplified scenarios before extending to more complex data, network models and electrophysiological recordings is likely to be a fruitful approach.

1 Introduction

Modularity in the brain

Modularity is an enticing concept that naturally fits the way we attempt to understand and engineer complex systems. We tend to break down difficult concepts into smaller, more manageable parts. Modularity has a clear effect in terms of robustness and interpretability in such systems. Disentangled functionality means that the impairment of a module doesn't lead to the impairment of the whole, while making it easy to spot critical failure points. When conjoined with redundancy, modularity thus forms the basis of an extremely robust general organizational principle [Chen et al., 2021]. Following the early observations of Brodmann [Brodmann, 1909] on cytoarchitecture, it has been thought to be an essential element in the organization of the brain: brain *organs* can be found *structurally* and should have distinct *functional* roles. Brodmann himself was no naive localizationist when it came to the brain, admitting that only very *elementary functions* could be completely localized, and that complex brain functions would only emerge through the interaction of many of those *sub-organs* [Zilles, 2018]. Nevertheless, a fairly modular view of the brain has since prevailed. However, the precise link between structure and function has never been conclusively established, and recent work has begun to challenge this organizational principle [Pessoa, 2022, Bassett and Sporns, 2017].

As a more emergent principle linking structure and function, it has been suggested that modularity emerged as a byproduct of the evolutionary pressure to reduce the metabolic costs of building, maintaining and operating neurons and synapses. It has been shown that brain networks are near-optimal when it comes to minimizing both its *wiring* and *running* metabolic costs. For example, the summed length of the wiring in the brain has been minimized [Raj and Chen, 2011], with nodes being near-optimally placed [Chklovskii et al., 2002, Cherniak, 2012, Achard and Bullmore, 2007, Striedter, 2005]. At the same time, brains also display complex and efficient topology allowing for incredible information processing capabilities. To do so brain networks possess some very costly elements to maintain such as long-range connections, a 'rich-club' of densely connected neurons, and some non-optimal placement of components [Kaiser and Hilgetag, 2006, Chklovskii, 2004, Heuvel and Sporns, 2011, Chen et al., 2013]. Based on these observations, brain organization could be understood as a trade-off between mitigating these inherent metabolic costs (from being a spatially embedded network) and its efficiency and capabilities of information processing (needed to solve complex tasks and display the emergent intelligence that we witness) [Bullmore and Sporns, 2012].

Defining modularity

We thus have to distinguish two types of modularity, *structural* and *functional*, and understand how they are related. Structural modularity refers to the degree to which a neural network is organized into discrete and differentiated modules. Such modules show much denser connections internally than across other modules. This is usually computed using the Q-metric [Newman, 2006], measuring how much more clustered these modules are when compared to a graph connected at random. Although note that many other techniques are possible, and module detection in networks is a complex and interesting field in its own right [Betzel, 2020a]. While this structural definition is important, it doesn't necessarily inform us on the function of the modules.

Functional modularity refers to the degree to which potential modules – which may or may not be the same as structural modules – perform specialized and distinct functions. Potential definitions have been put forward, to try and conceptualize what should constitute modules. While the details have been contested, to frame our definitions it may be helpful to recall some of the properties of Fodor's definition [Fodor, 1983] refined in [Shallice and Cooper, 2011]. This can help us pinpoint a few properties that a functionally modular system should possess, and allow us to formulate associated quantitative measures.

1. Modules should only carry a sub-function of a more complex overall function.
2. *Domain specificity* states that a module should respond to and operate only on specific types of inputs.
3. *Separate modifiability* means that the impairment of one module should not affect the functioning of another.
4. *Information encapsulation* asserts that a module should have restricted access to information outside its own state.

In animal brains, functional modules are usually identified in two ways: by using data from neural *activity* or by studying the impact of *lesions*. The former requires large-scale (or even whole-brain) recordings, and consequently relies on examining co-activations of brain areas, based on a proxy measure. This would relate to point (2) - *domain specificity*. In the human brain, fMRI measures changes associated with blood-flow to infer neural-activity, that then serves as a basis to infer functional connectivity [Power et al., 2011, Sporns, 2013, Sporns and Betzel, 2016]. In small vertebrates like zebra-fish, that can take the form of calcium imaging [Vishwanathan et al., 2020, Betzel, 2020b,

van der Plas et al., 2023]. Nevertheless correlations can only tell us so much (as Ralph Adolphs and David Anderson would put it, imaging a car’s speedometer to infer its speed wouldn’t tell us much about the underlying mechanisms moving it forward [Adolphs and Anderson, 2018]).

Possibly the most authoritative way of examining the functional organization of the brain relies on lesion analysis. Studies examine naturally occurring injuries (in humans at least) to understand the effect that the impairment of an area has on behavior. This would relate to the concept of *separate modifiability*. Those lesions can however be hard to come by - even if it’s been argued that a systematic collaboration across hospitals could provide a substantial lesion database [Adolphs, 2016]. Moreover lesion analysis need consistent cross-validation and control to correctly infer a functional link. It has been shown that single-lesion experiments could be insufficient to properly infer causation, or even biased [Jonas and Kording, 2016, Ke et al., 2021], and that this includes double dissociation studies relying on single-lesions injuries or manipulations.

Overall, gaining a rigorous causal understanding of brain functions seems to be a highly challenging problem. While all discussed aspects can help us conceptualize and measure specialization, they would also be challenging to clearly test in real intelligent systems. We’ve seen that analysis of both *activity* and *lesions* could prove insufficient to provide a full functional understanding. This is where experiments on artificial neural networks (ANNs) could prove crucial, where both can be precisely and simultaneously applied (on the same networks), and where other aspects like points (1) and (4) can be investigated.

Our approach

A better understanding of the concepts of modularity *in silico* could result in fresh insights when it comes to natural brains for two reasons. First, ANNs have increasingly been proven to be valuable models of brain functions. Learning in both artificial and biological neural networks has to solve many of the same problems (like credit assignment). Although the precise mechanisms used are likely to be different it has been suggested that the solutions could end up relatively similar, as biological brains could be approximating exact gradients in a local manner [Lillicrap et al., 2020, Whittington and Bogacz, 2019]. Spiking neural networks (SNNs) have been developed, relying on a plausible way of communication between neurons, and implementing biological learning mechanisms, neuronal models, and general organization [Gerstner et al., 2014]. ANNs have also proven remarkably able to predict [Yamins and DiCarlo, 2016] and decode [Musall et al., 2019] patterns of neural activity in the brain. Finally, some strong patterns of similarity have been observed in the activity of biological and artificial neural networks (such as receptive fields or grid-cells neurons) [Whittington et al., 2018, Banino et al., 2018]. This solidifies the idea that studying modularity in artificial networks could refine our understanding of it in the brain.

Second, ANNs are fully and precisely controllable, and are in that sense the perfect testing ground to study structural and functional definitions of modularity. They can act as a sort of baseline, allowing us to discard measures and definitions that fail to give coherent results even in a perfectly controlled environment. Not only that, but ANNs increasingly incorporate modularity explicitly in their design, making the study of this concept especially relevant even in such an abstract setting. Recent deep learning models are modular in the sense that they are compositions of a few types of basic building blocks. However, it is not clear that they are functionally modular in the way the brain is thought to be. Moreover, ANNs usually disregard the fact that biological networks are spatially embedded networks running under constraints, a feature we discussed earlier as a potential key to understanding neural network organization. Nevertheless, work has been put into developing a new general framework explicitly incorporating modularity into models, and the field is actively gaining momentum and attention [Pfeiffer et al., 2023], [Ha and Tang, 2022].

To allow us to tease apart the factors influencing the relationship between structure and function, we designed flexible artificial neural networks performing tasks in a highly controlled synthetic environment. Generally, the link between structural and functional modularity is context-dependent and involves a complex and dynamic interplay of several internal and external variables. However, it is unclear if structural modularity is either necessary or sufficient for the emergence of specialization. We show here that it is not sufficient by exhibiting a case where even under strict structural modularity conditions, modules exhibit entangled functional behaviors. We then explore the space of architectures, resource constraints, and environmental structure in a more systematic way, and find sets of necessary constraints for the emergence of specialized functions in the modules. Finally, by measuring specialization in networks unrolled in time, we find that specialization actually has complex temporal dynamics governed by the dynamics of the inputs and communication between modules. Refining our conceptual understanding of modularity and specialization in this abstract setting may lead to fresh insights into the role of modularity in the brain and in brain-inspired algorithms and neuromorphic hardware.

2 Methods

The goal of our work is to investigate the relationship between structural and functional modularity. To that end, we need to design flexible models, environments, and tasks, upon which we have precise control, to study this relationship in a controlled manner. We also need to understand and measure specialization and to do so we devise metrics that allow us to quantify this elusive concept.

All code is available at <https://github.com/GabrielBena/specialization-dynamics>.

2.1 Networks

Architecture: We use a family of model architectures, composed of modules (recurrent neural networks of n neurons) that are densely connected internally and sparsely connected between modules (a fixed fraction p of the possible synapses, leading to an number of synapses p_s). Modules can either have separate or shared inputs and similarly can have separate or shared outputs (pathway structure). We can either connect the module directly to its output or include a narrow bottleneck layer to restrict the bandwidth before readout. We vary n , p , the pathway structure, and the presence of the bottleneck layer. A typical network architecture is shown in Fig. 1A, and all possible global architectures are shown in a minimal fashion in Fig. 1B.

Decision: As we’ve just seen, modules can either feed into a *shared* readout, in which case the readout directly provides the network’s decision, or have their own *separate* readouts. In the latter case, modules compete for decision via a max function, to ensure that no information is passed down at the readout-layer level. In that case, each module is densely connected to a readout layer $\mathbf{r}^{(m)}$. Given the two readouts layer, we compute the actual decision of the global model using a competitive *max* decision. For each input sample, the module with the highest “certainty” (largest value) takes the decision. The output layer of the whole network \mathbf{r}^{out} is defined to be the output layer of the sub-network with the largest maximum value. Let the index of this sub-network be $\mu = \operatorname{argmax}_{m \in \{0,1\}} \max \mathbf{r}^{(m)}$. Then the output layer is defined to be $\mathbf{r}^{out} = \mathbf{r}^{(\mu)}$. The prediction of the network is then $d^{out} = \operatorname{argmax} \mathbf{r}^{out}$.

2.2 Environment

2.2.1 Data and Tasks

Conceptually, an environment is composed of underlying variables, some crucial to the task at hand (*decision variables*), while the remainder needed to fully reconstruct the exact observation can be discarded (*irrelevant variables*). Put together, those variables fully specify the environment. However, we are only interested in capturing some high-level features of the world: global tasks are abstract computations on *decision variables*.

Recovering the *decision variables* from a stimulus is what constitutes the **sub-tasks**: the essential building blocks to then perform a more general **global-task**. The precise form of stimulus can vary, representing different sets of *irrelevant variables*. Changing this stimulus nature is what allows us to control how difficult it is to recover a decision variable, hence the **sub-tasks** difficulty. We use (1) pairs of written MNIST [Deng, 2012] digits (with each digit drawn from the same set), or (2) pairs of EMNIST letters [Cohen et al., 2017] (with each letter drawn from separated subsets). The **global-task** is the precise computation to be performed after decoding the **sub-tasks**, and can also vary, allowing for control over the amount of cooperation needed by the agents. We train the networks on a parity-based choice:

$$\mathcal{T}_\sigma = \mathcal{D}_1 \cdot \sigma + \mathcal{D}_2 \cdot (1 - \sigma) \text{ where } \sigma = (\mathcal{D}_1 + \mathcal{D}_2)\%2 \tag{1}$$

This task requires the network as a whole to classify both \mathcal{D}_1 and \mathcal{D}_2 , but if done in a modular way each module can recognize only one digit and communicate only a single parity bit to the other. This allows us to examine networks at extreme levels of sparse communication that can still solve the task.

Note that the task is unbalanced, since the case $\mathcal{D}_1 == \mathcal{D}_2$ provides information on both digits, making $\mathcal{D}_2 == \mathcal{T}_\sigma$ more frequent than $\mathcal{D}_1 == \mathcal{T}_\sigma$. To balance this, we train our networks to predict both:

$$\mathcal{T}_\sigma = \begin{cases} \mathcal{T}'_\sigma = \mathcal{D}_1 \cdot \sigma + \mathcal{D}_2 \cdot (1 - \sigma) \\ \mathcal{T}''_\sigma = \mathcal{D}_1 \cdot (1 - \sigma) + \mathcal{D}_2 \cdot \sigma \end{cases} \tag{2}$$

The models are constitute of recurrent neural-networks to allow for communication between modules, and is run for a number of time steps (between 2 and 5). In most cases, stimuli are presented identically at every time step, but in

Section 3.3 they are switched on at a random time step and then remain on (Section 5.3.2). In that section we also add independent noise to the inputs at each time step (see details in Section 5.3.1).

2.3 Structural modularity

We define the fraction of connections between two modules of size n as $p \in [1/n^2, 1]$. The same fraction of connections is used in each direction. The smallest value is $p = 1/n^2$ corresponding to a single connection in each direction, and the largest fraction $p = 1$ corresponds to n^2 connections in each direction (all-to-all connectivity).

We adapt the Q metric for structural modularity [Newman, 2006] to a directed graph:

$$Q = \frac{1}{M} \sum_{ij} (A_{ij} - P_{ij}) \delta_{g_i g_j}, \quad (3)$$

where M is the total number of edges in the network, A is the adjacency matrix, δ is the Kronecker delta, g_i is the group index of node i , and P_{ij} is the probability of a connection between nodes i and j if we randomized the edges respecting node degrees. For our network, we can analytically compute (Section 5.1):

$$Q = \frac{1}{2} \cdot \frac{1-p}{1+p}. \quad (4)$$

This varies from $Q = 0$ when $p = 1$ (all nodes connected, so no modularity) to $Q = 1/2$ for $p = 0$ (no connections between the sub-networks, so perfect modularity). Note that for g equally sized groups in a network, the maximum value that Q can attain is $1 - 1/g$.

2.4 Metrics

In order to compute a metric of functional modularity at the network level, we start by constructing a measure of the strength of the relationship between the activity of a module m and a sub-task (predicting digit k). We use three such measures (described below) based on performance or correlation. We write this as $\mathcal{M}(m, k) \in [b, 1]$ where a value of b means no link (no performance or correlation) and a value of 1 means a strong link (perfect performance or correlation). b represents the base value of a metric, and indicates a null relationship between an agent and a sub-task. We use this (metric-specific) value to normalize properly each metric, resulting in the normalized module-and-digit specific measure:

$$\bar{\mathcal{M}}(m, k) = \frac{\mathcal{M}(m, k) - b}{1 - b} \in [0, 1]$$

From this measure that is specific to a particular module and digit (m, k) we construct a module-specific-only measure of specialization by computing the difference

$$\mathcal{F}^m = \bar{\mathcal{M}}(m, 0) - \bar{\mathcal{M}}(m, 1) \in [-1, 1].$$

This measures how much more linked the module m is to one digit rather than the other. This has value 1 if the module is fully specialized on digit 0, or -1 if it is fully specialized on digit 1. Finally, the overall specialization of the network is maximum if both modules are fully specialized on opposite digits:

$$\mathcal{F} = \frac{|\mathcal{F}^0 - \mathcal{F}^1|}{2} \in [0, 1]$$

With this general structure in place, we define the three core measures as follows:

\mathcal{M}_{bn} : **Bottleneck retraining** (Fig. 1C.1). After training on the task above, we freeze the model and re-train a separate neural network to classify one of the two digits from the outputs of one of module m . With this measure, the module m is specialized on digit k if the accuracy of classifying that digit $\mathcal{M}_{\text{bn}}(m, k)$ is high, and the accuracy of classifying the other digit is low. This corresponds to property 1 from the introduction and is also similar in spirit to the information bottleneck principle [Tishby et al., 2000] in measuring how much irrelevant information has been discarded. Base value b is chance accuracy (0.1 when computing MNIST digits).

\mathcal{M}_{ab} : **Module ablation** (Fig. 1C.2). Following the concept of separate modifiability (property 2), we once again freeze the network, but this time use a readout network common to both modules to predict the digits. The ablations metric measures the loss of performance when masking an entire agent’s state on a given sub-task. We say the module m is

specialized on digit k if its ablation critically impairs classification on this digit but not the other. Base value b is once again chance accuracy.

\mathcal{M}_{cr} : **Hidden state correlations** (Fig. 1C.3). Finally, following the concept of domain specificity (property 3) we aim to understand the input-state relationship of modules of the network. Specifically, we measure how changing a single underlying variable impacts one’s module state. We say the module m is specialized on digit k if there is a higher Pearson correlation coefficient between hidden states resulting from pairs of examples x and x' where digit k of the two examples is the same, compared to the base correlation. This base correlation is the mean correlations of hidden states from original examples, used as normalizing base value b .

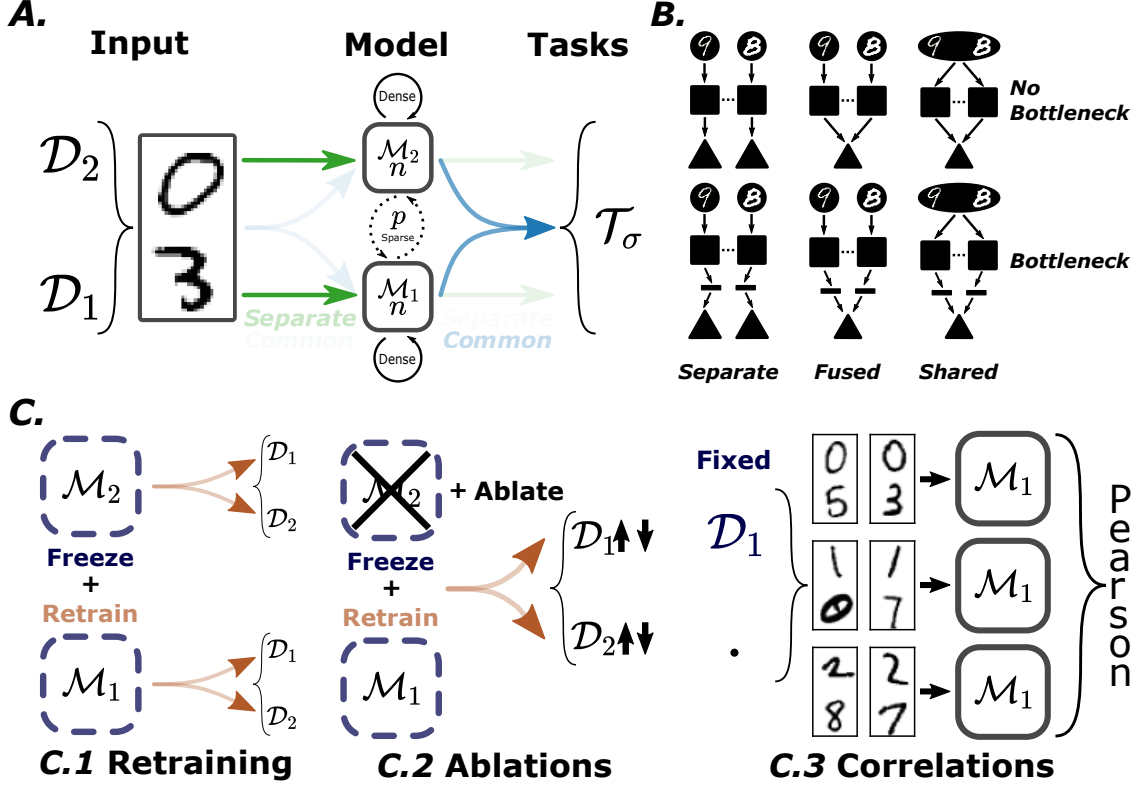


Figure 1: Summary of methods. A. Schematic of input, model and task. B. All possible architectural choices. C. Three functional specialization metrics.

3 Results

3.1 Moderate structural modularity is not a sufficient condition for specialization

We wish to investigate whether imposing structural modularity is enough to guarantee specialization. We use an architecture composed of densely recurrent modules, each receiving its own input and producing its own outputs (the *separate pathway* architecture from Fig. 1.B). Modules consist of 25 neurons, a regime where the network can solve the task, without being over-parameterized (a parameter choice we will understand in more detail in the next section). Then by varying the fraction of active connections p in the communication layer between modules, we can directly control the structural modularity of the model. For dense intra-module connectivity and a proportion p of active inter-module connections, the standard measure of structural modularity can be calculated as $Q = (1 - p)/2(1 + p)$ (see Section 2.3)

We measured the level of specialization of networks with varying inter-connection sparsity p using three metrics (Section 2.4) that capture different aspects of functional specialization from Section 1. We find that even at levels deemed very modular ($Q > 0.4$), the model only shows weak specialization (Fig. 2.A). We can see how sharply the metrics rise when approaching maximal Q values, suggesting extreme levels of structural modularity are needed for specialization to emerge. The relationship is clearer as a function of p on a logarithmic axis, with specialization naturally dropping when approaching dense communication (Fig. 2.B). This lets us draw some initial conclusions: having precise control over the network’s modularity doesn’t directly lead to the emergence of specialized modules without pushing it

to quite extreme levels. Moreover, the metrics we defined show similar trends, indicating that we are indeed capturing something meaningful. For the remainder of this paper, we present results mainly using the retraining metric.

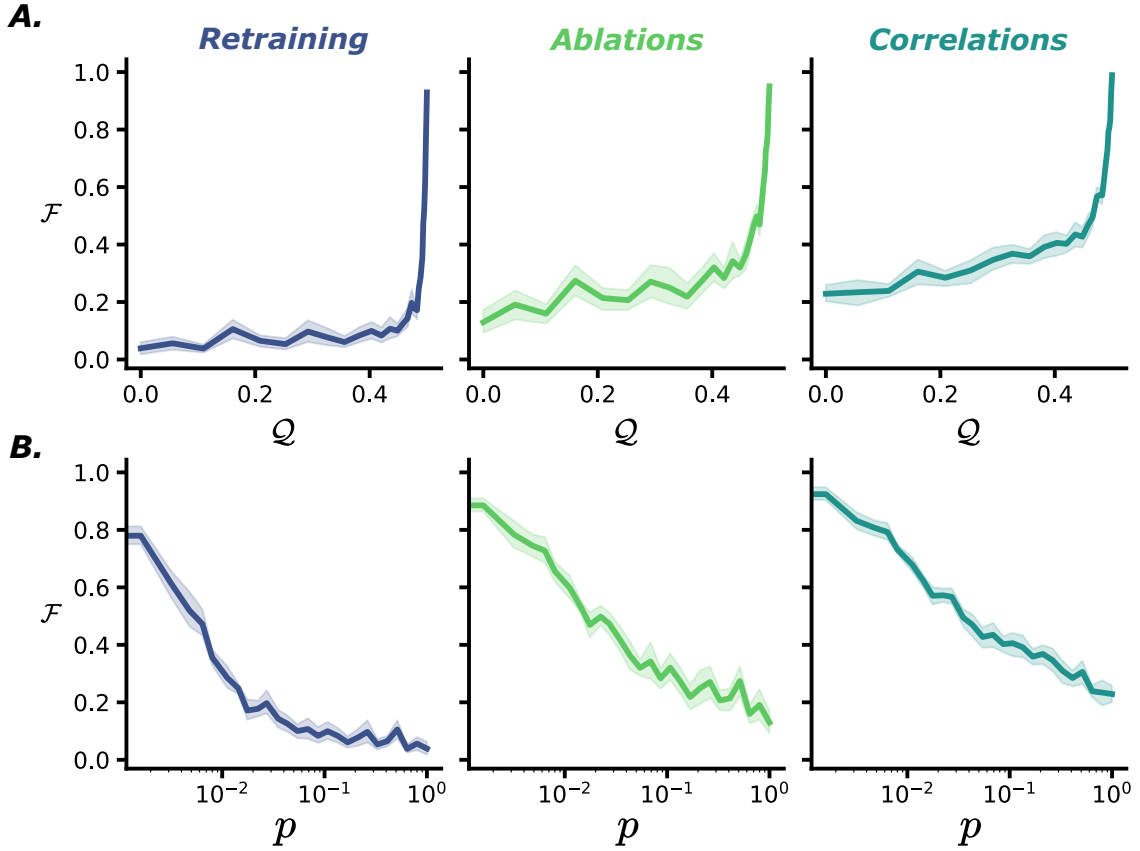


Figure 2: Levels of functional specialization of networks with (A) varying modularity Q , or equivalently (B) inter-module connectivity p , measured by three different metrics (columns). All metrics indicate a similar trend, sharply rising only at extreme levels of Q modularity.

3.2 Environmental structure and resource constraints determine specialization

We’ve just shown that a high level of structural modularity isn’t sufficient to explain the emergence of specialization. We now analyze a variety of effects in a more systematic way, to understand why and how specialization does emerge. We find that three main categories of effects **interact** to influence the emergence of specialization.

Environmental effects. In the previous section, we explicitly designed the data to have a perfectly separable structure. However, features are rarely perfectly independent in real environments. To account for this, we vary the covariance matrix of the distributions between sub-tasks, essentially modifying the probability of seeing $\mathcal{D}_1 = \mathcal{D}_2$. We find that high covariance c prevents specialization (Fig. 3 bottom left, or top right of each sub-figure), as knowing one hidden variable is already highly informative of the other. In Supplementary Fig. 5, we can also see that when decisions variables $\mathcal{D}_1, \mathcal{D}_2$ are drawn from separate datasets (as is the case when training with E-MNIST Section 2.2.1) modules show stronger specialization. This would be the case in a multimodal setting, such as audio-visual integration for example. It makes sense that having sub-tasks be different in their *stimulus* should promote specialization, since the knowledge of decoding one wouldn’t transfer as much to the other. Moreover, the computational capacity needed to decode *both* would be higher when sub-tasks are different in nature, changing some of the metabolic cost effects we discuss later on.

Metabolic cost constraints. To understand how resource constraints could shape the structure-function relationship of neural networks, we vary the number of elements that are costly to maintain, neurons in a module (n) and synapses between modules (proportion p of n^2 possible, or total number p_s), and measure the resulting specialization in networks. Both constraints, when pushed towards their minimal values, lead to specialization arising, but the extent of which

depends strongly on the structural prior (as discussed in the next point). We can also see that the precise interactions between environmental (c) and metabolic (n, p) variables strongly depend on the choice of the model architecture.

Architecture choices. The effect of architecture choice is more subtle. A few salient points include:

1. **Input scheme:** We find that having separate input pathways constitutes a strong structural prior, leading to higher functional modularity, whereas having a shared input pathway lowers it consequently (Fig. 3.A/B vs Fig. 3.C). This intuitively makes sense, as modules are forced to *work with what they've got*. When presented with different inputs, the only source of collapse of specialization comes from the information leakage introduced by the interconnections. As such, the main factor driving specialization, in that case, is the number of synapses p_s (Fig. 3.A top left). Nonetheless, having a shared input does not prevent the appearance of a specialization pattern, albeit at a reduced scale. We find that in that case, the significant parameter is the size of modules, ie the number of neurons they're composed of (Figure Fig. 3.C top left). Modules are forced to specialize when arriving at the threshold at which a single module *does not* have the computational capabilities to predict both digits (even when having both as input).
2. **Bottleneck:** Imposing a narrow bottleneck before the modules' output also lead to higher specialization overall (Fig. 5). This is understandable: a bottleneck introduces pressure to discard irrelevant information and thus promotes cooperation between modules, which is more consistent with a functionally modular architecture.
3. **Output scheme:** With separate outputs, modules compete for readout through a max function. In that case we see a quantitatively lower specialization (Fig. 3.A vs Fig. 3.B). This could be explained by the *decision-making* dynamics of modules competing for the readout (not shown). In this structural configuration, networks often resort to having a main *decision-making* module. Although the task is designed to be solvable in a modular fashion, having such a module take all decisions means it's able to predict both digits and thus displays less specialization. In that regard having a common readout seems to have a *coordinating* effect leading to modules being more specialized across the board, alleviating the necessity of extreme resource constraints to see the emergence of specialization.

Results from the complete parameter sweep are shown in the supplementary materials (Fig. 5).

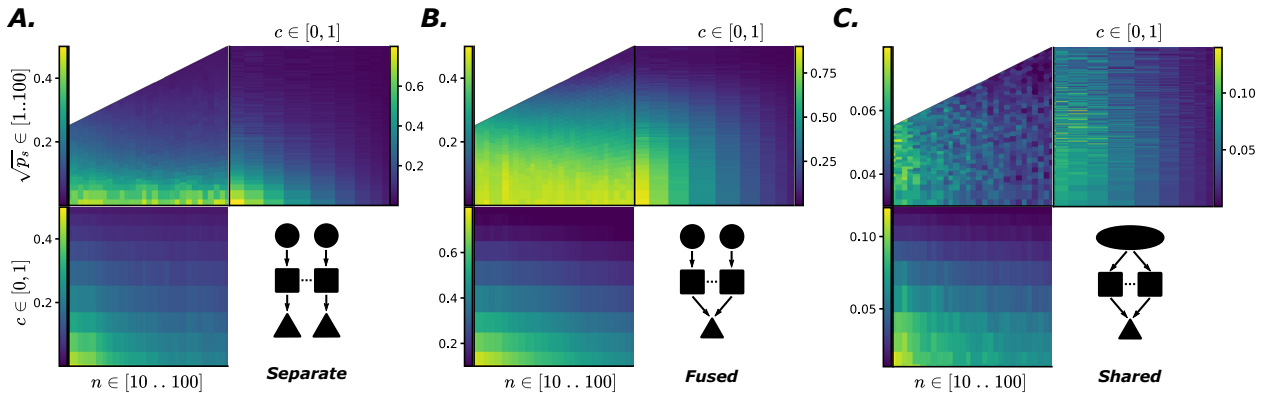


Figure 3: Functional specialization of networks with varying module size n , number of active synapses in the communication layer p_s , in an environment where input variables present covariance c . We display the functional specialization heatmap for multiple global architectures: separate pathways (A.), fused pathways (B.) and shared pathway (C.).

3.3 Function specialization is a dynamical pattern

Functional specialization is usually understood as a static property, i.e. a module is functionally specialized or not. Here, we investigate this assumption by quantifying specialization at every time step, and assessing its dynamics (Fig. 4), in the *fused pathway* architecture. We identify a stereotypical dynamic: when presented with static inputs, the main dynamical factor resides in the exact timing of inter-module communications (Fig. 4.A). As expected, we find that when communicating at high bandwidth (p), the specialization of modules drops significantly and immediately after modules start to communicate. We also find that this collapse only happens once, with no continual *leakage* over time, i.e. no further reduction of specialization after the initial drop. We hypothesize that this is a result of the static nature of inputs, where all the information is readily available at every time step and so there is no advantage to ongoing communication after the initial burst.

To confirm this intuition based on the static nature of inputs, we introduce dynamic structured noise (Section 5.3.1). With a noisy input, additional information about the underlying signal is introduced at each time step, giving the network a reason to engage in ongoing communication. We use 2 possible noise levels (Fig. 4.B). This time we observe a continual decrease of specialization over time, in highly interconnected modules (i.e. the metric keeps dropping after the initial drop). This is especially true when decoding highly noisy versions of the inputs, meaning it is harder for modules to accumulate information over time, and not all required communication can be passed-on readily at the first time-step.

Finally, we introduce stochasticity in the input dynamics by having individual digits be turned *on* from a purely noisy input at random times (Section 5.3.2), but with communications always on (Fig. 4.C). We find that specialization dynamics follows input dynamics. When neither digit is switched on, neither module specializes (first time-step of every sub-plot). Once digit 0 (arrow upward) is turned on, module 0 starts to specialize on that digit, and similarly for digit 1 (downward arrow) and module 1. When only one digit is turned on, the other module also starts to specialize on that digit in the absence of any other input to specialize on. Once both digits are switched on, modules start by specializing in their respective digits, before the eventual drop in specialization over time. Specialization is more fluid in more densely connected networks, moving towards the non-primary digit faster in the absence of a primary digit input, and also decaying to zero faster once both digits are present (as in previous results). Intuitively, this can be summarized as specialization following the total amount of information received from the two digit sources (since sparser connectivity means lower bandwidth).

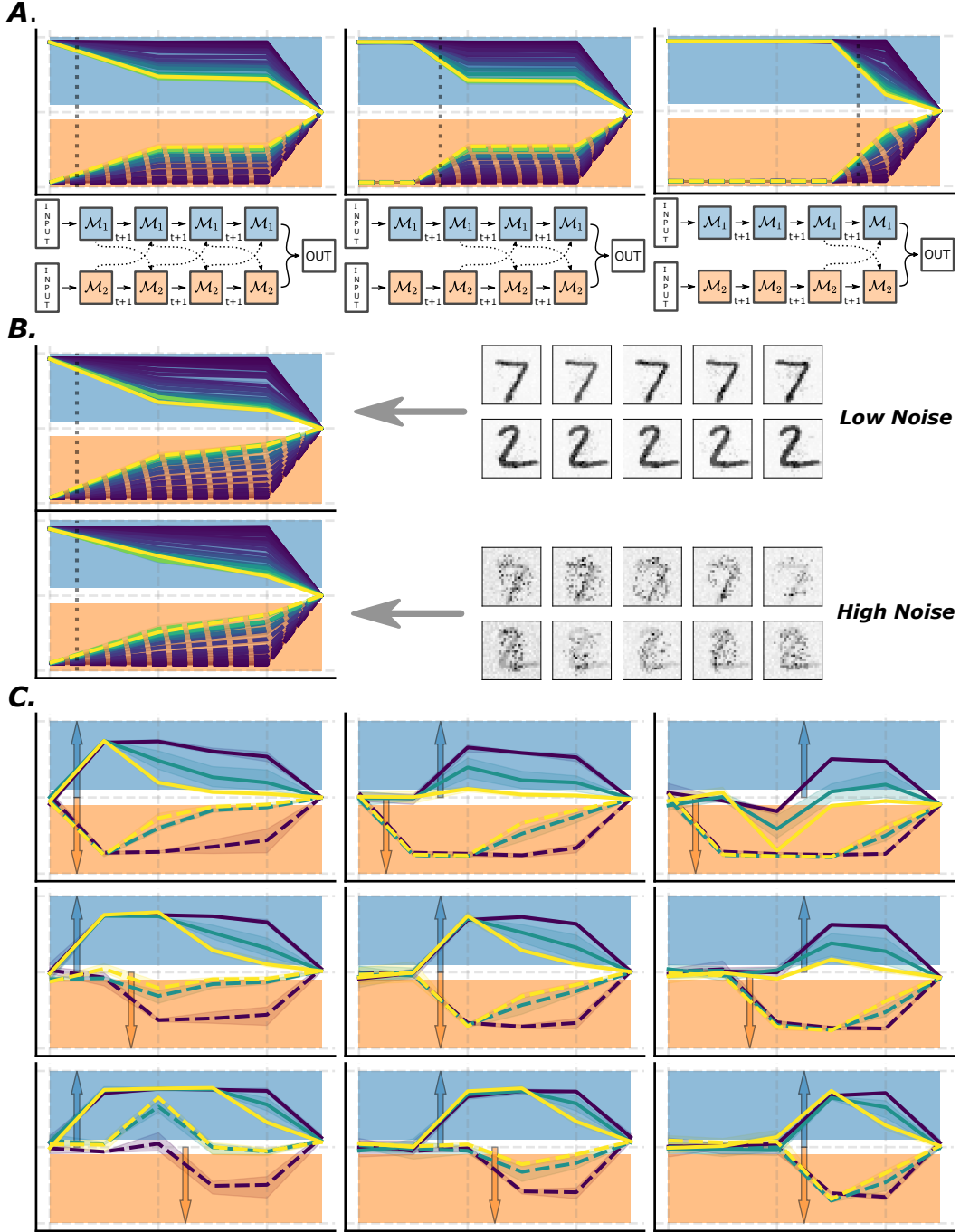


Figure 4: **Specialization dynamics.** **A.** Specialization of different parts of the network at different time-steps. The network unrolled through time is shown below, with inputs presented to modules at time $t = 0$ at the left hand side, and subsequent time steps moving towards the right finishing in the readout layer at the final time step. In the plot above is shown the specialization of the corresponding module at a given time. The dark dashed lines in both the network diagram and the plot show the timing of inter-module communication. Each colored line represents networks with different inter-connection levels p . We vary the communication timings in the inputs, and find specialization collapses when communicating at high bandwidth (p high). **B.** With dynamic noise in the inputs, specialization drops continually, especially in high noise setting. **C.** With stochasticity in the input dynamics (digits 0 and 1 turned on at t_0 and t_1 respectively, indicated by colored arrows), specialization dynamics closely follows the inputs' dynamics. Networks showed with 1 (dark blue), 10 (teal) and 100 (yellow) active inter-modules connections.

4 Discussion

We found that metrics inspired by classical definitions of modularity give broadly compatible results in our setup, suggesting that there is a meaningful underlying concept. However, we also found that there is a dynamical aspect which is not captured in these definitions and which may turn out to be critical to understanding information flows in more complex networks and environments. Functional specialization should be understood in terms of states, or trajectories, with modules varying in their specialization depending on input and communications dynamics. In that regard, different lines of work have started to rethink the causal narrative behind brain functions in a more dynamical manner, for example looking at temporal contributions of elements in a system [Fakhar et al., 2023].

As discussed in the introduction, the brain economy principle could account for a lot of the structural modularity that has been measured in the brain. Our work however, suggests that this level of structural modularity may not be sufficient on its own to explain functional specialization, and we may need to understand additional mechanisms such as more extreme resource constraints and priors. Our approach has been very handcrafted, with precise control over structural modularity and connectivity in the networks. However, other studies taking a more emergent approach to this question have observed a similar effect. [Achterberg et al., 2022, Liu et al., 2023] investigated whether modular properties can emerge directly from the first principle of minimizing connection costs, and found that relying solely on this connection-cost pressure did not directly lead to clear modularity. Indeed, they had to introduce an additional regularization or optimization technique to see functional modularity emerge. Understanding if, and if so how, functional modularity can emerge from purely low-levels and naturalistic principles outside of a controlled setup thus remains an open question.

We investigated relatively small networks, solving simple tasks. This enabled us to separate the multiple factors influencing modularity, and to thoroughly explore the parameter, architecture, and environment space. What’s more, the simplicity of our setup makes for an ideal proving ground for concepts of modularity: if the current static definition of specialization already shows its limits here, it would then seem evidently too simple to describe complex and dynamic real-world systems. A natural extension of this work could take into account multiple modules and tasks, and introduce varying environments. Indeed, such environments have been speculated to favor modular solutions [Kashtan et al., 2007, Ellefsen et al., 2015], and could also lead to different time-scales in specialization dynamics (life-long learning). Additionally, we only looked at the limited learning rule of supervised learning with backpropagation, and other learning methods could potentially lead to different results, as suggested by [Bakhtiari et al., 2021].

To address the profoundly worrying climate emergency, the field of AI will have to further its commitment to parsimonious solutions. Neuromorphic engineering has the potential to take AI and robotics to a new era of scalable and low-power systems, away from the ever bigger and hungrier nature of current trends. Edge devices, equipped with neuromorphic sensors and processors would be a way for intelligent agents to integrate into society effectively and responsibly [Bartolozzi et al., 2022]. Such a decentralized, agent-centric perspective thus directly implies a modular organization, and seeing how such autonomous agents would be resource-constrained, the framework we developed would seem to be well fitted to better understanding their dynamics. Moreover, internal agents’ dynamics would also be affected: neuromorphic chips function under the same kind of resource constraints as the brain does, with bandwidth and energy consumption being core preoccupations. Not only that, but agents equipped with multiple neuromorphic sensors would naturally be suited to a modular or hierarchical organization, composed of unisensory and multisensory areas. All in all, the different topics investigated here in a simple controlled setup could help towards understanding and designing a new era of intelligent neuromorphic autonomous agents.

When it comes to the brain, although the concepts of structural and functional modularity are useful and well established, researchers are increasingly studying what this means in a networked, dynamic, and entangled way [Bassett and Sporns, 2017, Pessoa, 2022]. The brain is a messy, complicated system and we may not find clean and clear-cut concepts of modularity to apply directly. However, using artificial neural networks does give us a clean and controlled setup to explore these concepts. We can subsequently take these methods and apply them in more complex, uncontrolled environments, including artificial systems working with real world data, or biological systems. For example, a combined approach using artificial neural network decoders of electrophysiological recordings could enable us to measure specialization with the definitions introduced here. We conclude that using ANNs as a testing ground to develop more rigorous conceptions of modularity which can then be applied to experimental data could be a very fruitful approach for both neuroscience and machine intelligence.

References

- [Achard and Bullmore, 2007] Achard, S. and Bullmore, E. (2007). Efficiency and cost of economical brain functional networks. *PLoS computational biology*, 3(2):e17.
- [Achterberg et al., 2022] Achterberg, J., Akarca, D., Strouse, D. J., Duncan, J., and Astle, D. E. (2022). Spatially-embedded recurrent neural networks reveal widespread links between structural and functional neuroscience findings. Pages: 2022.11.17.516914 Section: New Results.
- [Adolphs, 2016] Adolphs, R. (2016). Human Lesion Studies in the 21st Century. *Neuron*, 90(6):1151–1153. Publisher: Elsevier.
- [Adolphs and Anderson, 2018] Adolphs, R. and Anderson, D. J. (2018). *The neuroscience of emotion: a new synthesis*. Princeton University Press, Princeton. OCLC: on1004927099.
- [Bakhtiari et al., 2021] Bakhtiari, S., Mineault, P., Lillicrap, T., Pack, C., and Richards, B. (2021). The functional specialization of visual cortex emerges from training parallel pathways with self-supervised predictive learning. In *Advances in Neural Information Processing Systems*, volume 34, pages 25164–25178. Curran Associates, Inc.
- [Banino et al., 2018] Banino, A., Barry, C., Uribe, B., Blundell, C., Lillicrap, T., Mirowski, P., Pritzel, A., Chadwick, M. J., Degris, T., Modayil, J., Wayne, G., Soyer, H., Viola, F., Zhang, B., Goroshin, R., Rabinowitz, N., Pascanu, R., Beattie, C., Petersen, S., Sadik, A., Gaffney, S., King, H., Kavukcuoglu, K., Hassabis, D., Hadsell, R., and Kumaran, D. (2018). Vector-based navigation using grid-like representations in artificial agents. *Nature*, 557(7705):429–433. Number: 7705 Publisher: Nature Publishing Group.
- [Bartolozzi et al., 2022] Bartolozzi, C., Indiveri, G., and Donati, E. (2022). Embodied neuromorphic intelligence. *Nature Communications*, 13(1):1024. Number: 1 Publisher: Nature Publishing Group.
- [Bassett and Sporns, 2017] Bassett, D. S. and Sporns, O. (2017). Network neuroscience. *Nature Neuroscience*, 20(3):353–364. Number: 3 Publisher: Nature Publishing Group.
- [Betzel, 2020a] Betzel, R. F. (2020a). Community detection in network neuroscience. arXiv:2011.06723 [q-bio].
- [Betzel, 2020b] Betzel, R. F. (2020b). Organizing principles of whole-brain functional connectivity in zebrafish larvae. *Network Neuroscience*, 4(1):234–256.
- [Brodmann, 1909] Brodmann, V. K. (1909). *Vergleichende Lokalisationslehre der Großhirnrinde : in ihren Prinzipien dargestellt auf Grund des Zellenbaues / von K. Brodmann*.
- [Bullmore and Sporns, 2012] Bullmore, E. and Sporns, O. (2012). The economy of brain network organization. *Nature Reviews Neuroscience*, 13(5):336–349. Number: 5 Publisher: Nature Publishing Group.
- [Chen et al., 2021] Chen, G., Kang, B., Lindsey, J., Druckmann, S., and Li, N. (2021). Modularity and robustness of frontal cortical networks. *Cell*, 184(14):3717–3730.e24.
- [Chen et al., 2013] Chen, Y., Wang, S., Hilgetag, C. C., and Zhou, C. (2013). Trade-off between Multiple Constraints Enables Simultaneous Formation of Modules and Hubs in Neural Systems. *PLOS Computational Biology*, 9(3):e1002937. Publisher: Public Library of Science.
- [Cherniak, 2012] Cherniak, C. (2012). Chapter 17 - Neural wiring optimization. In Hofman, M. A. and Falk, D., editors, *Progress in Brain Research*, volume 195 of *Evolution of the Primate Brain*, pages 361–371. Elsevier.
- [Chklovskii, 2004] Chklovskii, D. B. (2004). Synaptic connectivity and neuronal morphology: two sides of the same coin. *Neuron*, 43(5):609–617.
- [Chklovskii et al., 2002] Chklovskii, D. B., Schikorski, T., and Stevens, C. F. (2002). Wiring Optimization in Cortical Circuits. *Neuron*, 34(3):341–347.
- [Cohen et al., 2017] Cohen, G., Afshar, S., Tapson, J., and van Schaik, A. (2017). EMNIST: an extension of MNIST to handwritten letters. arXiv:1702.05373 [cs].
- [Deng, 2012] Deng, L. (2012). The mnist database of handwritten digit images for machine learning research. *IEEE Signal Processing Magazine*, 29(6):141–142.
- [Ellefsen et al., 2015] Ellefsen, K. O., Mouret, J.-B., and Clune, J. (2015). Neural Modularity Helps Organisms Evolve to Learn New Skills without Forgetting Old Skills. *PLOS Computational Biology*, page 24.
- [Fakhar et al., 2023] Fakhar, K., Dixit, S., Hadaeghi, F., Kording, K. P., and Hilgetag, C. C. (2023). When Neural Activity Fails to Reveal Causal Contributions. Pages: 2023.06.06.543895 Section: New Results.
- [Fodor, 1983] Fodor, J. A. (1983). *The modularity of mind: an essay on faculty psychology*. MIT Press, Cambridge, Mass.

- [Gerstner et al., 2014] Gerstner, W., Kistler, W. M., Naud, R., and Paninski, L. (2014). *Neuronal dynamics: from single neurons to networks and models of cognition*. Cambridge University Press, Cambridge, United Kingdom.
- [Ha and Tang, 2022] Ha, D. and Tang, Y. (2022). Collective Intelligence for Deep Learning: A Survey of Recent Developments. arXiv:2111.14377 [cs].
- [Heuvel and Sporns, 2011] Heuvel, M. P. v. d. and Sporns, O. (2011). Rich-Club Organization of the Human Connectome. *Journal of Neuroscience*, 31(44):15775–15786. Publisher: Society for Neuroscience Section: Articles.
- [Jonas and Kording, 2016] Jonas, E. and Kording, K. P. (2016). Could a Neuroscientist Understand a Microprocessor? Pages: 055624 Section: New Results.
- [Kaiser and Hilgetag, 2006] Kaiser, M. and Hilgetag, C. C. (2006). Nonoptimal Component Placement, but Short Processing Paths, due to Long-Distance Projections in Neural Systems. *PLOS Computational Biology*, 2(7):e95. Publisher: Public Library of Science.
- [Kashtan et al., 2007] Kashtan, N., Noor, E., and Alon, U. (2007). Varying environments can speed up evolution. *Proceedings of the National Academy of Sciences*, 104(34):13711–13716. Publisher: National Academy of Sciences Section: Biological Sciences.
- [Ke et al., 2021] Ke, N. R., Didolkar, A., Mittal, S., Goyal, A., Lajoie, G., Bauer, S., Rezende, D., Bengio, Y., Mozer, M., and Pal, C. (2021). Systematic Evaluation of Causal Discovery in Visual Model Based Reinforcement Learning. arXiv:2107.00848 [cs, stat].
- [Lillicrap et al., 2020] Lillicrap, T. P., Santoro, A., Marris, L., Akerman, C. J., and Hinton, G. (2020). Backpropagation and the brain. *Nature Reviews Neuroscience*, 21(6):335–346. Number: 6 Publisher: Nature Publishing Group.
- [Liu et al., 2023] Liu, Z., Gan, E., and Tegmark, M. (2023). Seeing is Believing: Brain-Inspired Modular Training for Mechanistic Interpretability. arXiv:2305.08746 [cond-mat, q-bio].
- [Musall et al., 2019] Musall, S., Urai, A. E., Sussillo, D., and Churchland, A. K. (2019). Harnessing behavioral diversity to understand neural computations for cognition. *Current Opinion in Neurobiology*, 58:229–238.
- [Newman, 2006] Newman, M. E. J. (2006). Modularity and community structure in networks. *Proceedings of the National Academy of Sciences*, 103(23):8577–8582. Publisher: National Academy of Sciences Section: Physical Sciences.
- [Pessoa, 2022] Pessoa, L. (2022). *The entangled brain: how perception, cognition, and emotion are woven together*. The MIT Press, Cambridge, Massachusetts.
- [Pfeiffer et al., 2023] Pfeiffer, J., Ruder, S., Vulić, I., and Ponti, E. M. (2023). Modular Deep Learning. arXiv:2302.11529 [cs].
- [Power et al., 2011] Power, J. D., Cohen, A. L., Nelson, S. M., Wig, G. S., Barnes, K. A., Church, J. A., Vogel, A. C., Laumann, T. O., Miezin, F. M., Schlaggar, B. L., and Petersen, S. E. (2011). Functional Network Organization of the Human Brain. *Neuron*, 72(4):665–678.
- [Raj and Chen, 2011] Raj, A. and Chen, Y.-h. (2011). The Wiring Economy Principle: Connectivity Determines Anatomy in the Human Brain. *PLoS ONE*, 6(9):e14832.
- [Shallice and Cooper, 2011] Shallice, T. and Cooper, R. P. (2011). *The organisation of mind*. Oxford University Press, Oxford ; New York. OCLC: ocn664323812.
- [Sporns, 2013] Sporns, O. (2013). Network attributes for segregation and integration in the human brain. *Current Opinion in Neurobiology*, 23(2):162–171.
- [Sporns and Betzel, 2016] Sporns, O. and Betzel, R. F. (2016). Modular Brain Networks. *Annual Review of Psychology*, 67(1):613–640. _eprint: <https://doi.org/10.1146/annurev-psych-122414-033634>.
- [Striedter, 2005] Striedter, G. F. (2005). *Principles of brain evolution*. Principles of brain evolution. Sinauer Associates, Sunderland, MA, US. Pages: xii, 436.
- [Tishby et al., 2000] Tishby, N., Pereira, F. C., and Bialek, W. (2000). The information bottleneck method. arXiv:physics/0004057.
- [van der Plas et al., 2023] van der Plas, T. L., Tubiana, J., Le Goc, G., Migault, G., Kunst, M., Baier, H., Bormuth, V., Englitz, B., and Debrégeas, G. (2023). Neural assemblies uncovered by generative modeling explain whole-brain activity statistics and reflect structural connectivity. *eLife*, 12:e83139. Publisher: eLife Sciences Publications, Ltd.
- [Vishwanathan et al., 2020] Vishwanathan, A., Ramirez, A., Wu, J., Sood, A., Yang, R., Kemnitz, N., Ih, D., Turner, N., Lee, K., Tartavull, I., Silversmith, W., Jordan, C., David, C., Bland, D., Goldman, M., Aksay, E., and Seung, H. (2020). *Modularity and neural coding from a brainstem synaptic wiring diagram*.

- [Whittington and Bogacz, 2019] Whittington, J. C. R. and Bogacz, R. (2019). Theories of Error Back-Propagation in the Brain. *Trends in Cognitive Sciences*, 23(3):235–250. Publisher: Elsevier.
- [Whittington et al., 2018] Whittington, J. C. R., Muller, T. H., Mark, S., Barry, C., and Behrens, T. E. J. (2018). Generalisation of structural knowledge in the hippocampal-entorhinal system. arXiv:1805.09042 [cs, q-bio, stat].
- [Yamins and DiCarlo, 2016] Yamins, D. L. K. and DiCarlo, J. J. (2016). Using goal-driven deep learning models to understand sensory cortex. *Nature Neuroscience*, 19(3):356–365. Number: 3 Publisher: Nature Publishing Group.
- [Zilles, 2018] Zilles, K. (2018). Brodmann: a pioneer of human brain mapping—his impact on concepts of cortical organization. *Brain*, 141(11):3262–3278.

5 Supplementary Materials

5.1 Q measure derivation

[Newman, 2006] defines the modularity measure Q for an undirected graph. We modify the definition for a directed graph as:

$$Q = \frac{1}{M} \sum_{ij} (A_{ij} - P_{ij}) \delta_{g_i g_j} = \frac{1}{M} \sum_{ij} \left(A_{ij} - \frac{k_i^{out} k_j^{in}}{M} \right) \delta_{g_i g_j} \quad (5)$$

where M is the total number of edges in the network, A is the adjacency matrix, δ is the Kronecker delta, g_i is the group index of node i , k_i^{out}/k_j^{in} are the out-degree/in-degree of node i/j respectively, used to compute P_{ij} : the probability of a connection between nodes i and j if we randomized the edges respecting node degrees. For our network, we have 2 sub-networks (with group index 0 and 1 respectively) of n neurons, densely connected, with a fraction p of active inter-connections between the two. From this we get:

$$\begin{aligned} M &= 2n^2(1+p) \\ \forall i \in [1, 2n], \quad g_i &= \begin{cases} 0, & \text{if } i \in [0, n-1] \\ 1, & \text{if } i \in [n, 2n] \end{cases} \\ \forall (i, j) \in [0, 2n]^2, \quad A_{i,j} &= \begin{cases} 1, & \text{if } \delta_{g_i g_j} = 1 \\ 0 \text{ or } 1, & \text{if } \delta_{g_i g_j} = 0 \end{cases} \\ \forall (i, j) \in [0, 2N]^2, \quad \begin{cases} k_i^{out} = \sum_{j'} A_{ij'} \approx n(1+p) \\ k_j^{in} = \sum_{i'} A_{i'j} \approx n(1+p) \end{cases} \\ \text{And } \begin{cases} \sum_i k_i^{out} = \sum_i \sum_{j'} A_{ij'} = n^2(1+p) \\ \sum_j k_j^{in} = \sum_j \sum_{i'} A_{i'j} = n^2(1+p) \end{cases} \end{aligned}$$

$$\text{Thus: } Q = \frac{1}{2n^2(1+p)} \sum_{ij} \left(A_{ij} - \frac{(1+p)}{2} \right) \delta_{g_i g_j}$$

$$Q = \frac{1}{2n^2(1+p)} (2n^2) \left(1 - \frac{(1+p)}{2} \right)$$

$$\boxed{Q = \frac{1-p}{2(1+p)}}$$

5.2 Parameter sweeps for structure-function relationship

Figure 5 shows the complete parameter sweeps referred to in section 3.2.

5.3 Code examples

5.3.1 Noisy inputs

In section Section 3.3, we investigate the different dynamics of functional specialization in networks unrolled in time. To that end, we add noisy dynamics to the input, which are by default identical at every time-steps, and create a noisy version of the dataset. For each training batch, and at each time-step, we add an average from a few other random

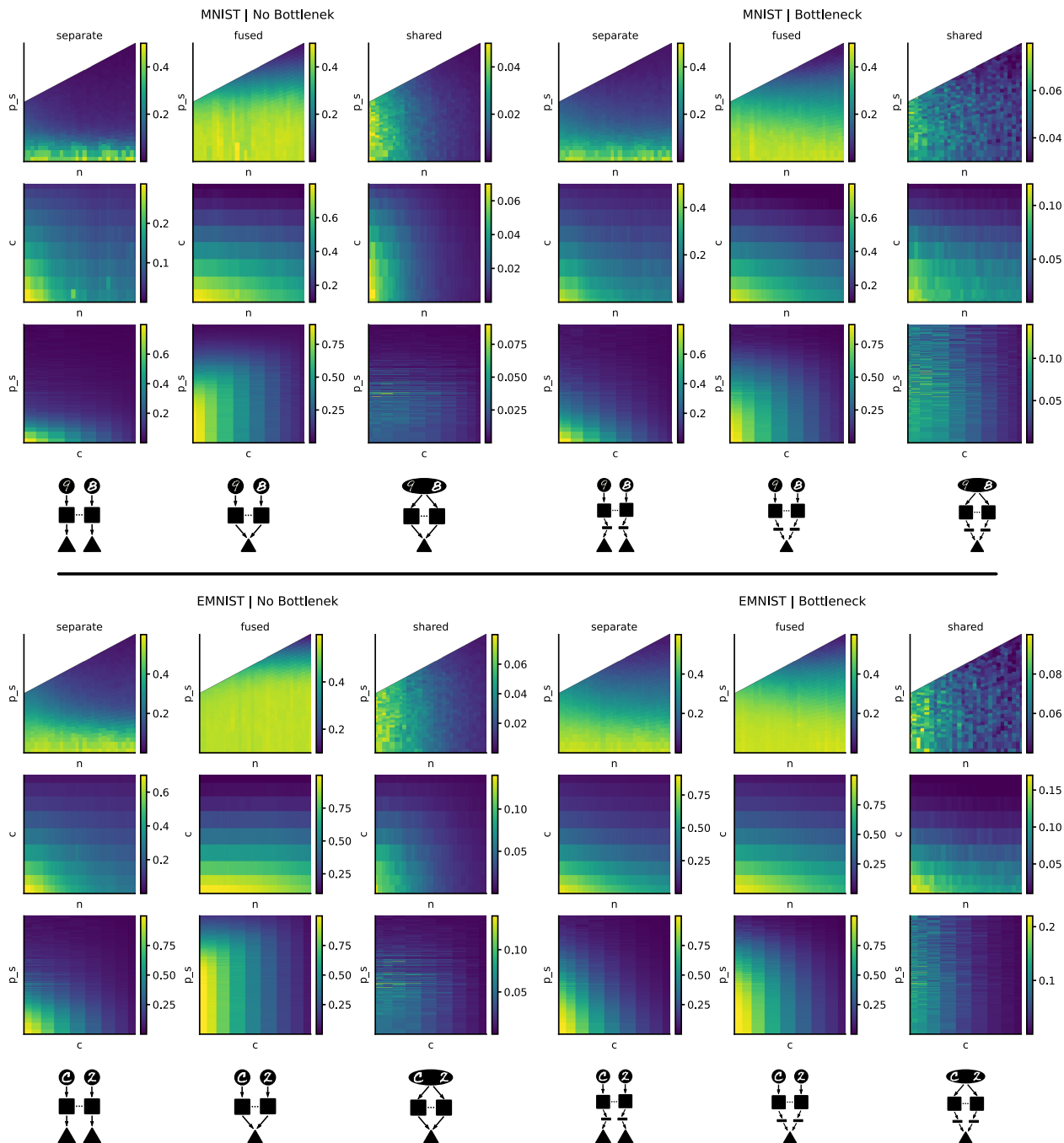


Figure 5: Specialization for all architectures and data. See caption to figure 3.

samples of the same batch, multiplied by a noise-level. Example code is provided here This would have to be repeated at each time-step (see following section).

```
def add_structured_noise(batch_t, n_samples=5, noise_ratio=0.9):
    noised_idxs = np.stack(
        [
            np.random.choice(batch_t.shape[0], size=n_samples, replace=False)
            for _ in range(batch_t.shape[0])
        ]
    )
)
```

```

noisy_samples = batch_t[noised_idx] * (
    np.random.rand([n_samples] + list(batch_t.shape[1:])) < (1 / n_samples)
)
noisy_batch = (1 - noise_ratio) * batch_t + noise_ratio * noisy_samples.mean(1)
return noisy_batch

```

5.3.2 Dynamic inputs

Here is how we create input with noisy dynamics, and potentially stochastic start times.

```

def create_stochastic_batch(batch, n_samples, noise_ratio, random_start) :
    noisy_batch = np.stack(
        [add_structured_noise(batch_t, n_samples, noise_ratio) for batch_t in batch]
    )
    if random_start :
        start_times = np.random.randint(1, batch.shape[0] - 1, (batch.shape[1],))
        mask = (
            np.arange(nb_steps)[:, None]
            >= start_times[None, :,]
        )
        pure_noise = np.stack(
            [add_structured_noise(batch_t, n_samples, 1.0) for batch_t in batch]
        )

        stochastic_timing_batch = noisy_batch * mask + pure_noise * (not mask)
        return stochastic_timing_batch
    else :
        return noisy_batch

```