

# You can't always get what you want: towards user-controlled privacy on Android

Davide Caputo, Francesco Pagano, Giovanni Bottino, Luca Verderame, and Alessio Merlo

**Abstract**—Mobile applications (hereafter, apps) collect a plethora of information regarding the user behavior and his device through third-party analytics libraries. However, the collection and usage of such data raised several privacy concerns, mainly because the end-user - i.e., the actual owner of the data - is out of the loop in this collection process. Also, the existing privacy-enhanced solutions that emerged in the last years follow an “all or nothing” approach, leaving the user the sole option to accept or completely deny the access to privacy-related data.

This work has the two-fold objective of assessing the privacy implications on the usage of analytics libraries in mobile apps and proposing a data anonymization methodology that enables a trade-off between the utility and privacy of the collected data and gives the user complete control over the sharing process. To achieve that, we present an empirical privacy assessment on the analytics libraries contained in the 4500 most-used Android apps of the Google Play Store between November 2020 and January 2021. Then, we propose an empowered anonymization methodology, based on MobHide [1], that gives the end-user complete control over the collection and anonymization process. Finally, we empirically demonstrate the applicability and effectiveness of such anonymization methodology thanks to HideDroid, a fully-fledged anonymization app for the Android ecosystem.

**Index Terms**—Android Privacy, Analytics Libraries, Data Anonymization

## 1 INTRODUCTION

THE high number of mobile apps currently available for Android (nearly 4.83M in mid-2020 [2]) forced developers and companies to increase the quality of their apps in order to emerge in a fiercely competing market. Users tend to choose the app to install according to both the number of its features and the ratings provided by customers. Thus, apps aim to maximize the user experience and tailor content to satisfy the users' expectations. Such a process forced developers to collect data about the users and their interaction with the apps, in order to evaluate their behavior and preferences, and enhance the app accordingly.

To this aim, analytics libraries allow developers to collect, filter, and analyze those data programmatically. They are typically composed of two elements: a client (i.e., an SDK), included in the app, and a back-end service. The SDK is responsible for collecting information regarding the device, the user, and her interaction with the app. The collected data is packed in data structures called *events* and sent to the back-end service through the network. The back-end, hosted as a cloud service, aggregates the received events and provides a dashboard for developers to analyze and filter the data.

The ease of use of analytics libraries, such as *Facebook Analytics* and *Google Firebase Analytics*, attracted a wide

range of developers, leading to their rapid and widespread diffusion in the most popular mobile apps [3]. However, the usage of such solutions raised several concerns on the privacy of the collected information, as described in [4], [5]. For instance, several works [6], [7] reported how analytic libraries share the same privileges and resources of the hosting app and are able to access and collect sensitive information regarding the users and their behaviors without proper privacy-preserving mechanisms. Furthermore, authors in [8] demonstrated that only a negligible part of apps fulfills the Google Play privacy requirements for Android apps (1% out of the 5473 most downloaded apps in 2020).

The privacy issues of analytics libraries attracted the research community, which proposed several solutions to enhance the privacy of the collected data through anonymization techniques. For instance, Zhang et al. [9] proposed a solution allowing the developer to anonymize the collected information according to differential privacy techniques, while Liu et al. [5] designed an Android app able to intercept and block all the API related to analytics libraries. Also, Razaghpanah et al. [10] developed an app to block the network requests containing personal information.

Unfortunately, state-of-the-art solutions have some limitations. First, they assign the control of the collected data and the anonymization techniques to the app developer rather than the end-user, which is the actual data owner. To this aim, the app developer may still reconstruct the original information, maximizing the data utility at the expense of the user's privacy. Furthermore, the proposed anonymization solutions follow an “all or nothing” approach, giving the sole option to either fully accept or deny the collection of personal data. Finally, existing solutions require invasive technical requirements such as adopting a customized OS, the mandatory requirement of root permissions, the prior

Corresponding Author: Alessio Merlo.

- D. Caputo is with the University of Genova, Genova, 16146, Italy.  
Email: [davide.caputo@dibris.unige.it](mailto:davide.caputo@dibris.unige.it)
- F. Pagano is with the University of Genova, Genova, 16146, Italy.  
Email: [francesco.pagano@dibris.unige.it](mailto:francesco.pagano@dibris.unige.it)
- G. Bottino is with the University of Genova, Genova, 16146, Italy.  
Email: [giovannibottino3@gmail.com](mailto:giovannibottino3@gmail.com)
- L. Verderame is with the University of Genova, Genova, 16146, Italy.  
Email: [luca.verderame@dibris.unige.it](mailto:luca.verderame@dibris.unige.it)
- A. Merlo is with the University of Genova, Genova, 16146, Italy.  
Email: [alessio.merlo@dibris.unige.it](mailto:alessio.merlo@dibris.unige.it)

knowledge of personal data, or they require to customize the app logic. As a consequence, they could hardly be adopted in the wild.

**Contributions of the paper.** In this work, we seek to address the following research questions (RQs):

- **RQ1:** *How widespread is the adoption of analytics libraries in mobile apps? Which are the most used libraries?*
- **RQ2:** *What is the impact of analytics libraries on the overall network traffic generated by the apps?*
- **RQ3:** *Which pieces of information are collected by analytics libraries, and how are they relevant for the users' privacy?*
- **RQ4:** *Is it possible to apply a local anonymization strategy compatible with existing analytics libraries that may grant the user a fine-grained control over the privacy of her data?*

We conducted an extensive experimental campaign over the first 4500 most downloaded Android apps from the Google Play Store between November 2020 and January 2021. We analyzed each app both statically and dynamically to evaluate the impact on privacy caused by the use of analytics libraries. Furthermore, we classified each collected data using the concepts of *Explicit Identifiers*, *Quasi Identifiers*, and *Sensitive Data* [11] to evaluate the privacy impact of the data collection process. Then, we empowered the MobHide methodology, proposed in our previous work [1], and we developed HideDroid (publicly available on GitHub [12]), a full-fledged anonymization app for Android. Finally, we tested HideDroid against the 4500 apps of the experimental testbed to assess the efficacy and applicability of local anonymization strategies according to the user's preferences.

**Structure of the paper.** The rest of the paper is organized as follows: Section 2 introduces the functionalities of analytics libraries and some basic concepts on data anonymization, while Section 3 presents the in-the-wild privacy analysis of the usage of analytics libraries in mobile apps. Section 4 details the MobHide methodology, describes the HideDroid anonymization app, and presents the evaluation of the usability and effectiveness of our solution. Section 5 discusses the current state-of-the-art, while Section 6 concludes the paper and points out some future extensions of this work.

## 2 BACKGROUND

### 2.1 Analytics Libraries

Analytics libraries are software solutions that allow developers to monitor and track the user's interactions with their apps. They are typically composed of two parts, namely the client library and the back-end system. The client library consists of a Software Developer Kit (SDK), containing a set of APIs for the in-app data collection and the auxiliary scripts to include and compile the client inside the app package. The back-end system, either available as a cloud service or an on-premise solution, is responsible for collecting and aggregating the clients' data and gives the developer a full-featured dashboard to review, analyze and extract the desired information.

Analytics libraries enable collecting a wide range of information belonging to two macro-categories: *personal data* and *event data*. Personal data include detail about the user,

such as the email address or the username, and the device, e.g., device name, SDK version, and the network carrier. Event data focus on the interactions between the user and the app. Analytics libraries provide to developers i) a set of predefined events, like “*app open*” or “*app close*”, and ii) the possibility to create custom events. Examples of custom events include: “*add to cart*”, “*add payment info*” and “*purchase*” in case of e-commerce apps, or “*click to Ad*”, “*rewarded video*” in case of mobile games.

Both personal and event data are encoded in key-value data structures and sent by the client library to the back-end system using the network connectivity, e.g., through HTTPS connections.

### 2.2 Anonymization Techniques

In data privacy, a record in a microdata set [11], [13] can be classified into three categories according to their impact on the user (also called *record owner*):

- **Explicit Identifiers (EI).** EI are customer-identifying attributes, such as the social security number (SSN) or the Insurance ID.
- **Quasi-Identifiers (QI).** This category includes attributes that can be combined with other information to identify a user. Examples of QI include geographic and demographic information, phone numbers, and e-mail IDs.
- **Sensitive Data (SD).** SD are attributes that contain relevant personal information about the record owner, such as health issues, financial status, or the salary.

Data Anonymization (DA) techniques aim to decouple the user's identity (i.e., EI and QI) from the sensitive information (i.e., SD) in a microdata set. To do so, DA techniques first remove or substitute the EI and then alter the QI set to reduce the possibility of correlations between QI and SD that could allow reconstructing the user's identity.

DA techniques can be divided into two groups: *Perturbative (PT)* and *Not Perturbative (NPT)*. PT techniques consist of altering the QI data with dummy information to weaken their correlation. For instance, a numeric attribute, e.g., the *zip\_code* = 16011, can be transformed to *zip\_code* = 16129 by adding a noise equal to 118. NPT techniques, instead, reduce the detail in the data by generalization or suppression of certain values without distorting the data semantics. In such a case, the data *zip\_code* = 16011 can be generalized as *zip\_code* = 160 \* \*.

Each anonymization technique can be evaluated according to the level of *privacy* and *utility* of the process data. The two values are inversely proportional: the higher the privacy of the data is, the lower is the amount of information that can be extracted from the dataset [13], [14].

Unfortunately, PT techniques have several limitations in terms of utility and privacy. Indeed, complex noise transformations severely alter the semantics of data resulting in a significant utility loss, as described in [11], [14]. On the other hand, simple noise distortion techniques can be reverted to obtain the original microdata set, as demonstrated by [11], [15], [16].

In our work, we focused mainly on two NPT anonymization techniques: **Data Generalization (DG)** [17] and **Differential Privacy (DP)** [13].

**Data Generalization.** DG replaces specific values of a set of attributes belonging to the same domain, with more generic ones [18]. In a nutshell, given an attribute  $A$  belonging to a domain  $D_0(A)$ , it is possible to define a **Domain Generalization Hierarchy (DGH)** for a Domain ( $D$ ), as a set of  $n$  anonymization functions  $f_h: h = 0, \dots, n-1$  such that:

$$D_0 \xrightarrow{f_0} D_1 \xrightarrow{f_1} \dots \xrightarrow{f_{n-1}} D_n, \quad (1)$$

and:

$$D_0(A) \subseteq D_1(A) \subseteq \dots \subseteq D_n(A) \quad (2)$$

It is worth noticing that the more generalization functions are invoked on the original data, the higher is the resulting privacy value (and the lower is the data utility), as heterogeneous data are transformed into a more reduced set of general values. Generalization techniques are suitable for semantically independent data, such as the set of *personal data* collected by analytics libraries (e.g., the *deviceName* or the *phone number*).

**Differential Privacy.** The DP technique consists of altering the original distribution of a set of related data using a perturbation function [19]. This approach is usually applied in a context where i) the main requirement is the confidentiality of the data exchanged between pairs, and ii) the receivers' identity is unknown a priori. There are two main models for defining DP problems: *centralized* and *local* model. In the centralized model, the data are sent to a trusted entity that applies DP algorithms and then shares the anonymized dataset with an untrusted third-party client [19]. On the contrary, the local model assumes all external entities and communication channels as untrusted [20], [21]. In such a situation, local DP techniques aim at performing the data perturbation locally before releasing any dataset to an external party.

In our scenario, we consider the user as the sole owner of its data, and we trust neither the analytics company nor the developer. To this aim, the local DP model is suitable to anonymize sequences of events logged by analytics libraries. The objective of DP is to transform a sequence of events  $(e_1, e_2, \dots, e_n) \in D$  in a different sequence of events  $(z_1, z_2, \dots, z_n) \in D$  through the application of a perturbation function  $R: D \rightarrow D$  to each event. This function is commonly a probability distribution, defined a priori:  $z_i = R(e_i)$ .

### 3 ANALYTICS LIBRARIES IN THE WILD

In this section, we evaluate the presence of mobile analytics libraries in Android apps and their impact on the security of the device and the user (RQ1-RQ3) by conducting an experimental campaign on the 4500 most downloaded Android apps taken from Google Play Store between November 2020 and January 2021.

To address **RQ1**, we statically analyzed all the downloaded apps to identify the presence of analytics libraries in the app code. Each Android app has been scanned using *Androguard* [22] and *Exodus Core* [23] to detect if it includes package names belonging to analytics libraries (e.g., the package *com.google.firebase.crashlytics* refers to the use of Google CrashLytics library).

Table 1 summarizes the most included libraries in the dataset. It is worth noticing that the most used analytics libraries belong to Google (92.5%) and Facebook (52.8%).

Analytics Library	# App	Percentage
Google Firebase Analytics	3569	79.3%
Google AdMob	3371	74.9%
Google CrashLytics	2093	46.5%
Facebook Login	1688	37.5%
Facebook Ads	1616	35.9%
Facebook Share	1580	35.1%
Facebook Analytics	1517	33.7%
Unity 3d Ads	1244	27.2%
Google Analytics	1103	24.5%
Moat	1008	22.4%
Google Tag Manager	873	19.4%
AppLovin	842	18.7%
Facebook Places	806	17.9%
ironSource	801	17.8%

Table 1: Distribution of analytics libraries in the top 4500 Android apps.

The analysis of the impact of analytics libraries on the network traffic generated by apps (**RQ2**) as well as on the privacy of the user and the device (**RQ3**) required a dynamic analysis phase to evaluate the behavior of the different analytics solutions *at runtime*.

To do so, we tested each app for 10 minutes to collect the generated network traffic. Apps were tested using DroidBot [24] a black-box framework that automatically stimulates the app under test (AUT) by mimicking human interactions. The testing environment consists of an emulated Android device with Android OS version 8.0 and root permissions. For the traffic collection, we relied on *mitmproxy* [25]. This tool enables the SSL deep inspection thanks to the installation of a custom CA certificate in the system certificate directory (allowed by root permissions). To further cope with apps and libraries implementing SSL Pinning techniques [26], [27] to protect the network traffic, we dynamically instrumented each AUT using Frida [28] in order to bypass the most common implementations of SSL pinning.

The dynamic analysis has been carried out in an Ubuntu 20.04 VM with 32GB of RAM and 16 cores at 3.8 GHz. To speed up the evaluation phase, we used three Android emulator instances at a time. The analysis lasted 14 days and collected 265770 unique network requests generated by the AUTs.

The collected traffic has been inspected to determine if it belongs to an analytics library. In detail, we classified all the network traffic according to a list of well-known network hosts connected to analytics libraries (extracted through the Exodus tool). To cope with the possible presence of unknown hosts, we further parsed the network requests with a set of keywords (i.e., *device-name*, *device-id*, *device-info*, *event-type*, *event-info*, *event* or *event-name*) that are typically included in the network requests of analytics libraries. Finally, any host identified using the above method has been manually inspected to identify false positives.

Figure 1a details the impact of analytics libraries in terms of contacted hosts (a) and number of network requests

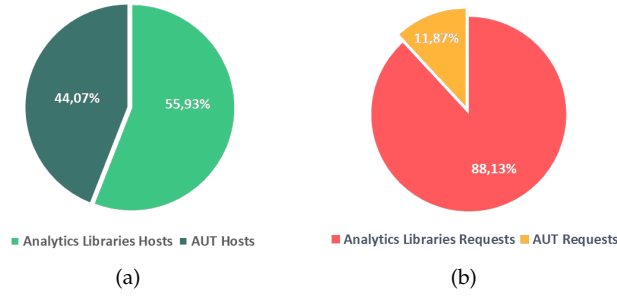


Figure 1: Impact of analytics libraries on the network traffic in terms of (a) contacted hosts and (b) generated network requests.

(b). In particular, among 1482 unique network hosts, only 653 (i.e., the 44.07%) are related to the normal behavior of the AUTs, while the remaining 829 (i.e., the 55.93%), are connected to an analytic service (Figure 1a). Furthermore, it is worth noticing that over 88.13% of the resulting requests (i.e., 234228 out of 265770) are related to analytics services (Figure 1b), confirming that analytics frameworks have a significant impact on the overall network traffic of apps (RQ2).

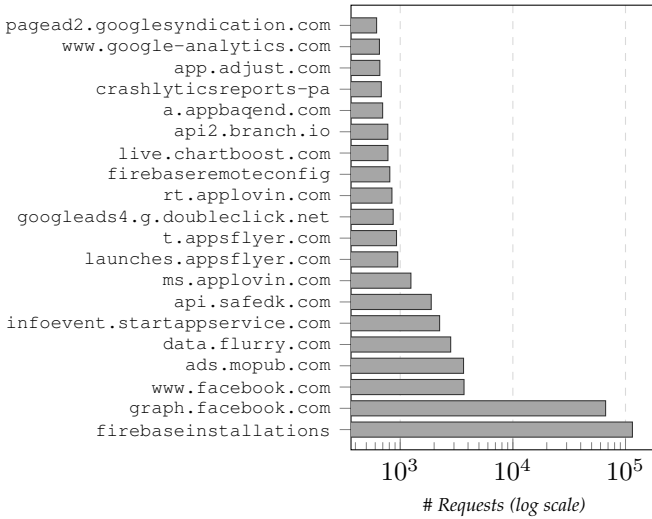


Figure 2: Distribution of the network requests related to analytics libraries.

Also, to further confirm the results obtained with static analysis on RQ1, we identified the top 20 analytics hosts contacted during the dynamic analysis phase. Indeed, the 77% of network requests (i.e., 181804) belong to *firebaseinstallations.googleapis.com* (i.e., Google) and *graph.facebook.com* (i.e., Facebook) (see Figure 2).

Concerning the events stored by these libraries, Figure 3 reports the set of events recorded during the dynamic analysis phase, sorted in decreasing order of frequency. The most frequent event is "CUSTOM\_APP\_EVENTS", belonging to the *graph.facebook.com* analytics service. Through this attribute, developers can define custom events.

The evaluation of the privacy impact of analytics libraries (RQ3) required an in-depth review of the content

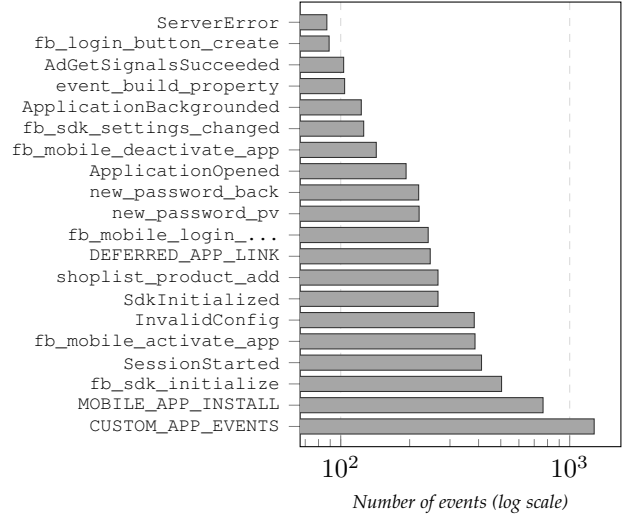


Figure 3: Distribution of analytics events recorded during the dynamic analysis phase.

of the network requests. For each request, we extracted all the attribute key of the event. Then, we ordered the list of attributes according to the frequency of appearance, and we classified them by evaluating their privacy impact (i.e., EI, QID, SD). The analysis on the dataset generated by the dynamic analysis phase allowed the extraction of 6025 unique attributes.

Table 6 lists the 44 most used attributes. For each entry, we describe the attribute, an example of its usage, the privacy classification (i.e., EI, QID, SD), the number of occurrences, and the number of network hosts that received such an attribute.

The extraction and classification phase highlighted the presence of:

- a set of EI that enables the unique identification of app installations (e.g., *appId* and *fid*), users (e.g., *uid* and *uuid*), or devices (e.g., *device\_id* and *hardware\_id*);
- a set of QI that favor the identification of users. Examples of QI include *location*, *SSID Device Name*, and *Device Manufacturer*;
- a set of SD related to the events generated by the interaction with the AUT that allow developers to infer the user behavior. Those attributes include *name*, *type*, *duration*, *events*, *event\_type*, and *event*.

Overall, the privacy analysis on the information extracted by analytics libraries allowed us to empirically demonstrate their relevance for the user's privacy. As a consequence, there is the need for a viable and scalable anonymization strategy that grants a fine-grained user control over personal data, thereby ensuring compatibility with the existing mobile analytics solutions.

#### 4 THE MOBHide LOCAL ANONYMIZATION STRATEGY

The need to determine the feasibility of applying user-centric anonymization techniques to the information collected by analytics libraries (RQ4) drove us to extend our previous work on local data anonymization on mobile

devices [1]. In detail, we refined the **MobHide** per-app anonymization methodology to cope with the state-of-the-art mobile analytics frameworks. Furthermore, we extended the **HideDroid** prototype for the Android ecosystem to perform extensive and in-the-wild analysis on real Android apps.

The rest of this section summarizes the MobHide methodology, presents the extension of the **HideDroid** prototype, and discusses the results of the experimental activity on the dataset of 4500 Android apps.

#### 4.1 MobHide

The MobHide methodology allows the user to choose a different privacy level for any app installed on the device. The idea is to dynamically analyze the app behavior at runtime and anonymize the data exported by analytics libraries. In detail, MobHide leverages runtime monitoring of any app according to the following steps: i) intercept all the events generated by the analytics libraries, ii) anonymize the information therein by applying generalization and local DP techniques, and iii) send the anonymized data to the backend by mimicking the original network calls.

However, the analysis on analytics libraries discussed in Section 3 led us to revise and extend the methodology (and the prototype) originally proposed in [1].

The previous proposal envisaged the storage of the intercepted network requests in a buffer, carrying out the local DP anonymization, and subsequently their forwarding in blocks of  $n$  requests. Thus, the original HideDroid prototype needed to intercept and hang a pool of open connections to analytics services to reach the desired block of requests to trigger the anonymization process. Unfortunately, the preliminary experimental evaluation showed that such behavior is hardly achievable in a real scenario. In detail, HideDroid was unable to collect a sufficient number of events before the poll of connections expires due to protocol timeouts. Furthermore, the idea of dropping the original connections and starting new ones after the anonymization process was ineffective since the analytics clients within the app tried to re-connect and re-send the same set of events, resulting in an erroneous behavior and, in some cases, to the crash of the user app.

To overcome this problem, in this paper, we propose a revisited version of the MobHide methodology, where each request is intercepted, anonymized, and forwarded sequentially. In detail, the new methodology exploits the local DP technique by defining a perturbation function  $R$  (see Section 2.2) on the history of previous events for the same hostname rather than on a block of new intercepted events.

Figure 4 provides a high-level view of the new MobHide workflow. The *Privacy Detector* module (step 1) intercepts the network requests generated by the user apps and detects those referring to analytics services exploiting a list of well-known network hosts connected to analytics libraries and the heuristics described in Section 3. If the network request does not belong to an analytics library, the module transparently forwards it to the destination server (step 5). Otherwise, the *Privacy Detector* stores the request in the Event Buffer module (step 2), sends the data within the request to

the *Data Anonymizer* (step 3), and updates the domain name in the Analytics Domain DB (step 4). The *Data Anonymizer* is the core module of the MobHide methodology and it is responsible for the anonymization task. The complete procedure implemented in the *Data Anonymizer* is described in Algorithm 1.

The algorithm takes as input the intercepted request (i.e., *currReq*), the privacy level chosen by the user (i.e., *currPL*), the minimum number of requests (i.e., *minLen*) for performing the DP anonymization, and the data stored in the event Buffer. For each request intercepted by the *Privacy Detector*, the algorithm extracts the package name of the app (i.e., *appName*) and the destination server (i.e., *hostName*) (rows 1-2). Using these values, the algorithm extracts all requests between these two entities from the *eventBuffer* (row 3).

Then, the module initializes the output list of anonymized requests (i.e., *anonymizedRequests*) (row 4) and the threshold value (i.e., *Threshold<sub>action</sub>*) (row 5), used to determine the possible actions of the perturbation function  $R$  (i.e., *Injection*, *Removing* or *Replacing* as defined in [1]).

The first step consists in the generalization process of the original request, i.e., *genReq* (row 6). Then, if the history of requests between two endpoints is above *minLen* (row 7), the *Data Anonymizer* applies the local DP anonymization and computes the three pseudo-random numbers, i.e.,  $Pr_{inj}$ ,  $Pr_{rem}$ ,  $Pr_{rep}$ , used by the perturbation function  $R$  to inject, remove or replace the event, respectively (rows 8-10). If  $Pr_{inj}$  is higher than the threshold (row 10), the *Data Anonymizer* module picks a random generalized event from the history (row 12) and adds the new request to the *anonymizedRequests* list (row 13) along with *genReq*. If  $Pr_{rep}$  is greater than the threshold (row 16), the module replaces the original event with one extracted from the history, i.e., *replReq* (row 17), generalizes it and adds *replReq* to the the output list. Then, it generalizes the attributes of the replacing request (following the rules described in [1] and using the information stored in the *DGH DB*, step 8) (row 17), adds the new event to the *anonymizedRequests* list (row 18), and returns it (row 19). In case  $Pr_{rem}$  is greater than the threshold (row 20), the *Data Anonymizer* module checks whether to remove the original request (row 21).

Once the request has been anonymized, the *Data Anonymizer* forwards the *anonymizedRequests* to the *Data Sender* (step 9). The *Data Sender* assembles the new anonymized network request and forwards it to the analytics backend (step 10).

#### 4.2 HideDroid

**HideDroid** implements the MobHide methodology for the Android ecosystem as a user app compatible with Android 6.0 and above. The application, after an initial configuration (**Initial Setup**), enables users to select a privacy level for each of the installed apps (**Per-App Privacy Configuration**) and, thanks to an embedded network proxy, allows the traffic collection and anonymization phase (**Runtime Anonymization**). **HideDroid** is publicly available on GitHub [12].

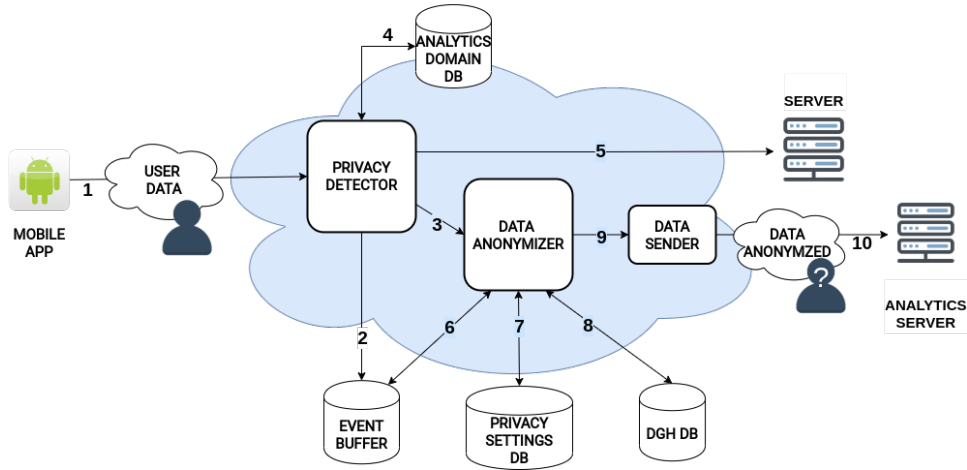


Figure 4: MobHide Methodology.

**Algorithm 1** Data Anonymization Pipeline**Input:**  $currReq, currPL, eventBuffer, minLen$ **Output:**  $anonymizedRequests$ 

```

1:  $appName \leftarrow currReq.appName$ 
2:  $hostName \leftarrow currReq.hostName$ 
3:  $history \leftarrow eventBuffer.extractReq(appName, hostName)$ 
4: Initialize  $anonymizedRequests \leftarrow list()$ 
5: Initialize  $Threshold_{action} \leftarrow 1 - (currPL/4)$ 
6:  $currReq.att \leftarrow generalizeData(currReq.att, currPL, history)$ 
7: if  $len(history) \geq minLen$  then
8:    $Pr_{inj} \leftarrow rand()$ 
9:    $Pr_{rem} \leftarrow rand()$ 
10:   $Pr_{rep} \leftarrow rand()$ 
11:  if  $Pr_{inj} > Threshold_{action}$  then
12:     $newReq \leftarrow genNewRequest(currPL, history)$ 
13:     $anonymizedRequests.add(newReq)$ 
14:     $anonymizedRequest.add(currReq)$ 
15:  end if
16:  if  $Pr_{rep} > Threshold_{action}$  then
17:     $replReq \leftarrow replaceRequest(currReq)$ 
18:     $replReq.att \leftarrow generalizeData(replReq.att, currPL, history)$ 
19:     $anonymizedRequests.add(replReq)$ 
20:  else if  $Pr_{rem} > Threshold_{action}$  then
21:     $deleteEvent(currReq)$ 
22:  else
23:     $anonymizedRequest.add(currReq)$ 
24:  end if
25: else
26:   $anonymizedRequest.add(currReq)$ 
27: end if
28: return  $anonymizedRequests$ 

```

the repackaging phase).

On the contrary, in case the device has default permissions, HideDroid requires the user to install the proxy certificate in the user directory (Figure 5a).

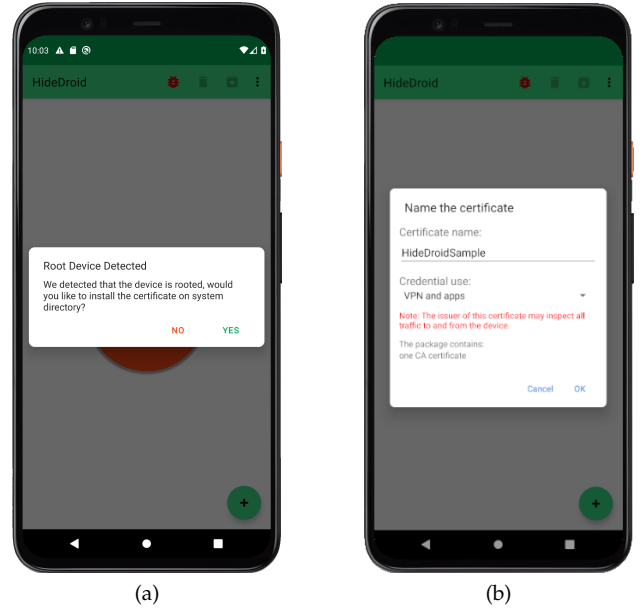


Figure 5: (a) Root detection and (b) Certificate installation in HideDroid.

**4.2.1 Initial Setup**

HideDroid requires an initial configuration to successfully intercept the network traffic generated by the apps. At the first execution, HideDroid requires the permission to access the external storage (i.e., `WRITE_EXTERNAL_STORAGE`) to store the intercepted network traffic.

Then, the app generates and installs a self-signed certificate for the network traffic collection. During such a process, HideDroid checks if the device has root permissions. If this is the case, the app requests the permission to install the certificate within the system directory, which is inaccessible with the default user permissions (Figure 5b). The certificate installation in the system directory allows HideDroid to bypass an extra configuration step in the next phase (i.e.,

**4.2.2 Per-App Privacy Configuration**

Once the HideDroid setup is completed, the home page screen of the app is propted (Figure 6). Here, the user can activate the anonymization mode (on/off button) and select the apps to shield (plus button).

The app selection process shows the list of all the installed apps (Figure 7a). For each app, the user can select the desired privacy level through a slider widget (Figure 7b).

If the HideDroid certificate is not installed in the system certificate store and the device has Android OS version  $\geq$

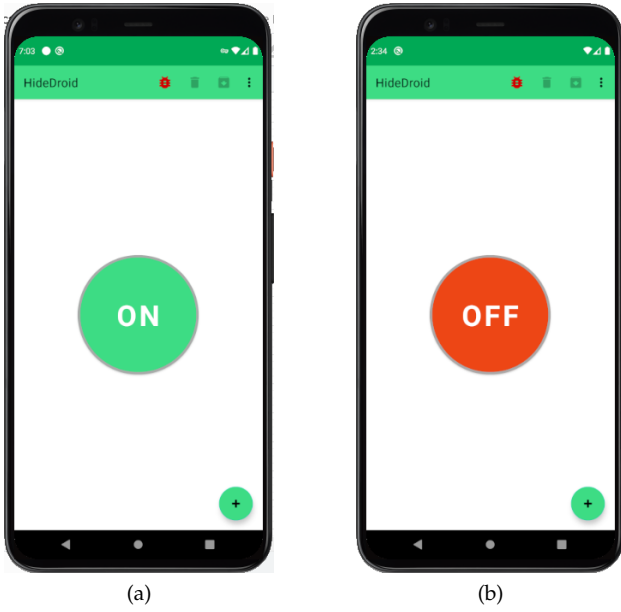


Figure 6: HideDroid home screen. (a) Incognito Mode on. (b) Incognito Mode off.

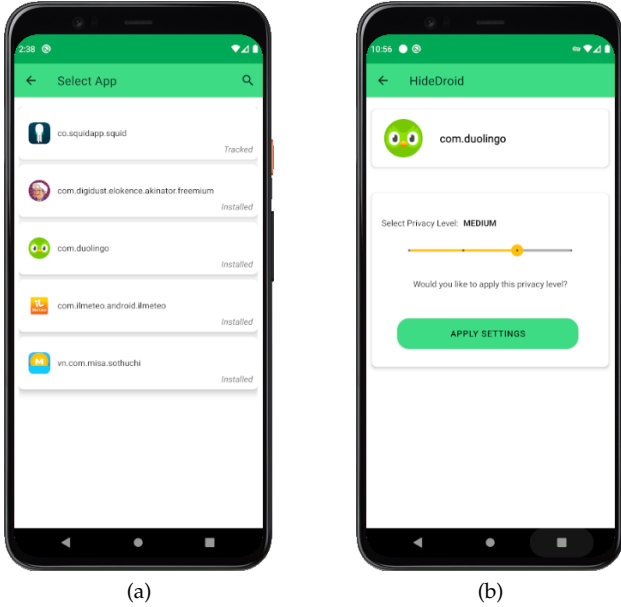


Figure 7: Per-App Privacy Configuration.

7.0, the tool requires the **repackaging** of each app whose selected privacy level is above **NONE**.

Such an additional step is mandatory to overcome the network security restriction imposed by the newer Android versions [29], [30] that do not recognize user certificates as trusted by default.

In detail, HideDroid automatically unpacks each selected app, overwrites the `network_security_config.xml` file (Listing 1) to include a new trust-anchor for user-defined certificates, rebuilds the apk files, and installs the modified versions.

It is worth noticing that - thanks to the repackag-

ing phase - the user is not forced to have (and grant) root permissions to HideDroid, thereby ensuring a wider compatibility w.r.t. the state-of-the-art solutions. Also, the repackaging is only required for devices with  $OS \geq 7.0$  to support the newest Android OS versions without breaking their standard security model. Finally, the modification of the app neither alters the compiled code nor other resources of the apps.

```

1 <network-security-config>
2   <base-config>
3     <trust-anchors>
4       <!-- Trust preinstalled CAs -->
5       <certificates src="system" />
6       <!-- Additionally trust user added CAs -->
7       <certificates src="user" />
8     </trust-anchors>
9   </base-config>
10 </network-security-config>

```

Listing 1: Example of network configuration

#### 4.2.3 Runtime Anonymization

The *Data Anonymization* is the core phase of HideDroid workflow. In detail, HideDroid implements the MobHide anonymization pipeline to anonymize the traffic generated by analytics libraries of all the apps configured in the previous phase with a privacy level **LOW**, **MEDIUM**, or **HIGH**. The core of the pipeline is implemented as two background services, i.e., the **Privacy Interceptor** and the **Data Anonymizer**.

The **Privacy Interceptor** component aims to analyze and identify if a network request belongs or not to an analytics service. To intercept network requests generated by apps, the component relies on and exploits the Android VPN API [31]. These APIs allow building a transparent VPN that acts like a proxy server between the client (i.e., the app) and the server (i.e., the analytics server). All the collected network traffic is filtered to identify the one belonging to analytics services. At first, the module queries the *Analytics Domain DB* to spot well-known domain names belonging to analytics frameworks. If no match is found, then the service enforces the heuristic described in Section 3 to evaluate the request. If the domain is recognized as belonging to an analytics service, the module blocks the request and stores it for the anonymization phase. On the contrary, the network request is transparently forwarded to the destination.

The **Data Anonymizer** is responsible for applying the anonymization strategies on all the stored network requests. As a preliminary step, the service decodes each network request to preserve the original structure after the anonymization. For each request, the service extracts information regarding the headers and the body of the request, as shown in Table 3. The current version of HideDroid supports the `Content-Types` and `Content-Encodings` listed in Table 2.

After the parsing phase, the Data Anonymizer can employ the anonymization process using the *Generalization* and *Differential Privacy* techniques following the Anonymization Pipeline of Algorithm 1. Finally, the anonymized request will be encoded in the original form and forwarded to the original target server by the *Data Sender* module.

Content-Type	application/x-www-form-urlencoded
Content-Type	application/json
Content-Type	multipart/form-data
Content-Encoding	gzip
Content-Encoding	deflate

Table 2: Content Type and Content Encoding supported by HideDroid.

Headers	Intercepted request header
Content-Type	Intercepted request Content-Type
Content-Encoding	Intercepted request Content-Encoding
URL	Destination address (host and path) and request type (POST, GET, PUT, etc.)
Body	Intercepted request body
App	App Name

Table 3: Parsing table of analytics network requests.

### 4.3 Testing HideDroid In The Wild

In order to evaluate the effectiveness and efficacy of HideDroid, we conducted another experimental campaign on the same dataset of 4500 Android apps used for the evaluation of analytics libraries in the wild (cf. Section 3). In detail, we replicated the same dynamic analysis environment, and we added the HideDroid app to perform the anonymization phase in the emulated Android devices. The rest of this section details the experimental results.

**Runtime Performance.** The experimental evaluation of 4500 apps lasted one month. HideDroid was able to successfully process and anonymize data belonging to 3992 apps (i.e., 88.7%). The remaining 508 apps (i.e., 11.3%) were not tracked by HideDroid due to the failure of the repackaging phase. This is mainly related to the presence of anti-repackaging protections [32], [33] that block HideDroid from injecting the network configuration and re-install the AUT.

Furthermore, we also evaluated the compatibility of HideDroid for the leading analytics services during the experimental phase. In detail, we tracked the acceptance rate of the anonymized requests by the analytics back-end services. Table 4 shows the percentage of the accepted requests for the ten most used analytics hosts. On average, the acceptance rate of most of the analytics services like Google ADS and Facebook is above 94.9%. The only notable exception is the Firebase Analytics services (i.e., *firebaseinstallations.googleapis.com* and *firebaseremoteconfig.googleapis.com*) that systematically deny almost all the anonymized requests sent by HideDroid. Such a limitation is due to the usage of a proprietary format called *protobuf* [34] to serialize the network requests delivered to the back-end services. In the current implementation of HideDroid, we could not reconstruct the network requests using the *protobuf* protocol, thereby causing a significant drop in the acceptance rate.

**Evaluation of the Anonymization Process.** During the experimental phase, HideDroid was able to anonymize more than 200k requests. Listing 2 depicts an example of a request

Host	Acceptance Rate
firebaseinstallations.googleapis.com	0%
graph.facebook.com	94.9%
googleads.g.doubleclick.net	99.4%
pagead2.googlesyndication.com	100%
tpc.googlesyndication.com	99.8%
www.googleadservices.com	99.9%
ads.mopub.com	54.8%
firebaseremoteconfig.googleapis.com	9.9%
rt.applovin.com	99.8%
adservice.google.com	100%

Table 4: Acceptance rate of HideDroid anonymized requests of the top 10 analytics backend services.

generated by an analytics library. The request contains several information regarding the network connection, device, and location. This information can be divided into QID (i.e., *network mode*, *operator*, *country*, *language*, *device*, *model*, *os*, *local IP*, *bssid*, and *ssid*) or EI (i.e., *mac address*, *hardware\_id*, and *device\_id*). Moreover, the request contains also information about the event generated by the user (i.e., *AddToCart*) and additional details about it (i.e., *contents*, *id\_content*, *price*, and *content\_type*).

```

1 {
2   "hardware_id": "033ae95da0085566",
3   "brand": "Google",
4   "device_id": "ffffffff-b626-4582-a9f2-20d36d7a4fe6",
5   "model": "Android SDK built for x86",
6   "screen_dpi": 560,
7   "screen_height": 2701,
8   "network": "MOBILE",
9   "operator": "T-Mobile",
10  "screen_width": 1440,
11  "os": "Android",
12  "country": "US",
13  "language": "en",
14  "local_ip": "10.0.2.15",
15  "bssid": "02:00:00:00:00:00",
16  "ssid": "You are WiFizoned",
17  "mac_address": "00:10:FA:6E:38:4A",
18  "latest_install_time": 1609930857411,
19  "latest_update_time": 1609930857411,
20  "first_install_time": 1609930857411,
21  "google_advertising_id": "8e83d747-13ec-491f-89bb
    -761e9d0cef11",
22  "sdk": "android3.0.4",
23  "branch_key": "
    key_live_pfv4qQtKHbRzXlt5hHufpbmgEBLgiG57",
24  "event_type": "AddToCart",
25  "data": {
26    "contents": "ddr4 memory",
27    "id_content": "34",
28    "content_type": "pc hardware",
29    "price": "300",
30  }
31 }
```

Listing 2: Example of an analytics request intercepted by HideDroid.

Listing 3 represents the same network request anonymized by HideDroid exploiting the anonymization pipeline described in Algorithm 1. In detail, the tool relied on the DGH rules to anonymize the information regarding, e.g., brand, device model, network operator, and OS version. All the other information about user and device (e.g., *hardware\_id*, *device\_id*, *local IP*, *bssid*, and *ssid*) are generalized using the generalization procedure described in [1]. Finally, HideDroid replaced the recorded

event (i.e., AddToCart), with another one taken from the pool of events (i.e., OpenApp).

```

1  {
2      "hardware_id": "033ae9*****",
3      "brand": "Smartphone",
4      "device_id": "ffffffff-b62
5      "*****",
6      "model": "Android",
7      "screen_dpi": 500,
8      "screen_height": 2700,
9      "network": "Mobile Operator",
10     "operator": "Anonymous Operator",
11     "screen_width": 1400,
12     "os": "Smartphone OS",
13     "country": "America",
14     "language": "en",
15     "local_ip": "10.0.0.0",
16     "bssid": "02:00:*****",
17     "ssid": "You ar*****",
18     "mac_address": "00:10:*****",
19     "latest_install_time": 1609900000000,
20     "latest_update_time": 1609900000000,
21     "first_install_time": 1609900000000,
22     "google_advertising_id": "8e83d747-13e
23     "*****",
24     "sdk": "sdk version",
25     "branch_key": "key_live_pfv4q
26     "*****",
27     "event_type": "OpenApp"
28 }

```

Listing 3: Example of an analytics request anonymized by HideDroid.

To evaluate the anonymization using local DP techniques, we further inspected the 150 apps that generated most of the analytics events during the dynamic analysis phase. In detail, we replicated the dynamic analysis by stimulating each AUT and recording the anonymized network requests produced by HideDroid in 10 minutes for each of the available privacy levels.

Table 5 reports the results of the analysis on the set of 150 apps. In detail, we reported, for each privacy level, the  $Threshold_{action}$  (i.e., TH), the mean number of injected, removed and replaced events (i.e.,  $\#Inj_{Ev}$ ,  $\#Rem_{Ev}$  and  $\#Rep_{Ev}$ , respectively), and the mean number of total events (i.e.,  $\#Tot_{Ev}$ ).

Finally, we computed the KL\_Divergence ( $D_{KL}$ ) [35], which allows measuring the *distance* between two distributions. A high value of  $D_{KL}$  suggests that the two distributions are very different, while  $D_{KL} = 0$  indicates that the two distributions are identical.

The last column in Table 5 reports the mean KL\_Divergence (i.e.,  $\bar{D}_{KL}$ ) between the original distribution and each anonymized distribution obtained with the LOW, MEDIUM, and HIGH levels, respectively. It is worth pointing out that the distance between the original distribution and the anonymized ones is always greater than 0. Furthermore, the higher is the privacy level, the greater is the  $D_{KL}$  value, thereby demonstrating that the utility of the exported data actually lowers when the privacy level rises.

## 5 RELATED WORK

The wide adoption of third-party analytics libraries in mobile apps has recently attracted the attention of the security research community. The work of Chen et al. [6] is one of the first studies focused on the privacy issues related to mobile analytics libraries. In detail, the authors demonstrated how an external adversary could extract sensitive information

regarding the user and the app by exploiting two mobile analytics services: Google Mobile App Analytics and Flurry. Moreover, Vallina et al. [36] identified and mapped the network domains associated with mobile ads and user tracking libraries through an extensive study on popular Android apps. The authors in [37] highlighted the privacy problem related to a misconfiguration of analytic services. In detail, they proposed PAMDroid a semi-automated approach to investigate whether mobile app analytic services are actually anonymous and how Attributes Setting Methods (ASMs) can be misconfigured by app developers. These ASMs can be misconfigured by developers so that individual user behavior profiles can be disclosed, which might impose greater privacy risk to users.

However, most of the research activity focuses on proposing novel approaches to enhance user privacy. Beresford et al. [38] proposed a modified version of the Android OS called MockDroid, which allows to “mock” the access of mobile apps to system resources. MockDroid allows users to revoke access to specific resources at run-time, encouraging the same users to take into consideration a trade-off between functionality and personal information disclosure. Zhang et al. [39] proposed PrivAid, a methodology to apply differential privacy anonymization to the user events collected by mobile apps. The tool replaced the original analytics API with a custom implementation that collects the generated event and applies DP techniques. The anonymization strategy is configured directly by the app developer, which is able to reconstruct at least a good approximation of the distribution of the original events. The authors in [10] proposed an Android app called Lumen Privacy Monitor that analyzes network traffic on mobile devices. This app aims to alert the user if an app collects and sends personally identifiable information (e.g., IMEI, MAC, Phone Number). The application allows the user to block requests to a specific endpoint. To do that, Lumen Privacy Monitor asks for all the Android permissions in order to collect the user data and perform the lookup in the network requests. Zhang et al. [40] and Latif et al. [41] evaluated the feasibility of the Differential Privacy (DP) approach in the anonymization process of dynamically-created content that is retrieved from a content server and is displayed to the app user. They described how DP can be introduced in screen event frequency analysis for mobile apps, and demonstrated an instance of this approach for Android apps and the Google Analytics framework. Then, they developed an automated solution for analysis, code rewriting, and run-time processing in order to modify the original distribution of screen events preserving however the accuracy of the data.

Unfortunately, the above solutions do not provide proper data anonymization, thereby proposing either block-or-allow strategies or approaches that enable the reconstruction of the original data by a third-party (e.g., the app developer). Also, most of them require invasive modifications of the apps or the OS (e.g., custom OS and root permissions), and can very hardly be adopted in the wild. To the best of our knowledge, this work is the first proposal that analyzes the usage of analytics libraries in the wild evaluating the real user privacy threats. Moreover, in this work, we also extended our user-centric methodology (proposed in [1])

Privacy	TH	$\overline{\#Inj_{Ev}}$	$\overline{\#Rem_{Ev}}$	$\overline{\#Rep_{Ev}}$	$\overline{\#Tot_{Ev}}$	$\overline{DKL}$
LOW	0.75	8.53	6.44	8.68	37.18	0.05
MEDIUM	0.5	17.64	8.98	17.29	43.76	0.11
HIGH	0.25	26.74	6.09	26.07	55.74	0.19

Table 5: Experimental results of LDP techniques used by HideDroid on the 150 apps dataset.

and described our prototype for Android devices.

## 6 CONCLUSION

In this paper, we have analyzed the widespread of analytics libraries and their impact on the privacy of the user and the device by conducting a systematic and automated analysis on the top 4500 Android applications extracted by the Google Play Stores.

The obtained results drove us to propose i) an extension of our per-app anonymization methodology - MobHide - and ii) a prototype implementation for the Android ecosystem - HideDroid - to cope with state-of-the-art mobile analytics frameworks.

The results obtained by our experiments demonstrated that a user-centric solution for anonymizing data collected by analytics libraries is applicable in the wild with a negligible impact on the user and the device.

Still, we advocate that the current methodology can be extended by adopting more sophisticated techniques to adapt to the nature of the identified data. In this respect, we plan to investigate new anonymization strategies such as CAHD [42], l-diversity [43] or t-closeness [44].

Furthermore, we aim to extend the HideDroid prototype by exploiting virtual environment technologies, such as VirtualApp [45] and DroidPlugin [46], that could avoid the repackaging phase, which is the primary technical limitation of the prototype so far. Finally, we plan to implement a decoding library for the *protobuf* [34] to reduce the number of requests rejected by Google Analytics servers.

## ACKNOWLEDGMENTS

This work was partially funded by the Horizon 2020 project “Strategic Programs for Advanced Research and Technology in Europe” (SPARTA), grant agreement No.830892.

## REFERENCES

- [1] D. Caputo, L. Verderame, and A. Merlo, “Mobhide: App-level runtime data anonymization on mobile,” in *Applied Cryptography and Network Security Workshops*. Cham: Springer International Publishing, 2020, pp. 490–507.
- [2] Statista, “Number of apps available in leading app stores as of 3rd quarter 2020,” <https://www.statista.com/statistics/276623/number-of-apps-available-in-leading-app-stores/>, Accessed in 2020.
- [3] Exodus, “Most frequent trackers - google play,” <https://reports.exodus-privacy.eu.org/en/trackers/stats/>, Accessed in 2020.
- [4] Y. He, X. Yang, B. Hu, and W. Wang, *Dynamic privacy leakage analysis of android third-party libraries*. Journal of Information Security and Applications, 2019.
- [5] X. Liu, J. Liu, S. Zhu, W. Wang, and X. Zhang, “Privacy risk analysis and mitigation of analytics libraries in the android ecosystem,” *IEEE Transactions on Mobile Computing*, vol. 19, no. 5, pp. 1184–1199, 2019.
- [6] T. Chen, I. Ullah, M. A. Kaafar, and R. Boreli, “Information leakage through mobile analytics services,” in *Proceedings of the 15th Workshop on Mobile Computing Systems and Applications*, 2014, pp. 1–6.
- [7] R. Stevens, C. Gibler, J. Crussell, J. Erickson, and H. Chen, “Investigating user privacy in android ad libraries,” in *Workshop on Mobile Security Technologies (MoST)*, vol. 10. CiteSeer, 2012.
- [8] L. Verderame, D. Caputo, A. Romdhana, and A. Merlo, “On the (un)reliability of privacy policies in android apps,” in *2020 International Joint Conference on Neural Networks (IJCNN)*, 2020, pp. 1–9.
- [9] H. Zhang, Y. Hao, S. Latif, R. Bassily, and A. Rountev, “A study of event frequency profiling with differential privacy,” in *Proceedings of the 29th International Conference on Compiler Construction. CC 2020*. Association for Computing Machinery, New York, NY, USA, 2020.
- [10] A. Razaghpanah, R. Nithyanand, N. Vallina-Rodriguez, S. Sundaresan, M. Allman, C. Kreibich, and P. Gill, “Apps, trackers, privacy, and regulators: A global study of the mobile tracking ecosystem,” 2018.
- [11] G. Navarro-Arribas and V. Torra, “Information fusion in data privacy: A survey,” *Information Fusion*, vol. 13, no. 4, pp. 235 – 244, 2012, information Fusion in the Context of Data Privacy. [Online]. Available: <http://www.sciencedirect.com/science/article/pii/S1566253512000024>
- [12] “Hidedroid,” <https://github.com/Mobile-IoT-Security-Lab/HideDroid>, 2021.
- [13] S. d. C. di Vimercati, S. Foresti, G. Livraga, and P. Samarati, “Anonymization of statistical data,” *IT-Information Technology*, vol. 53, no. 1, pp. 18–25, 2011.
- [14] T. Li and N. Li, “On the tradeoff between privacy and utility in data publishing,” in *Proceedings of the 15th ACM SIGKDD international conference on Knowledge discovery and data mining*, 2009, pp. 517–526.
- [15] D. Kifer and J. Gehrke, “Injecting utility into anonymized datasets,” in *Proceedings of the 2006 ACM SIGMOD international conference on Management of data*, 2006, pp. 217–228.
- [16] K. Mivule, “Utilizing noise addition for data privacy, an overview,” *arXiv preprint arXiv:1309.3958*, 2013.
- [17] G. Loukides and A. Gkoulalas-Divanis, “Utility-preserving transaction data anonymization with low information loss,” *Expert systems with applications*, vol. 39, no. 10, pp. 9764–9777, 2012.
- [18] P. Samarati, “Protecting respondents identities in microdata release,” *IEEE transactions on Knowledge and Data Engineering*, vol. 13, no. 6, pp. 1010–1027, 2001.
- [19] C. Dwork, “Differential privacy: A survey of results,” in *International conference on theory and applications of models of computation*. Springer, 2008, pp. 1–19.
- [20] G. Cormode, S. Jha, T. Kulkarni, N. Li, D. Srivastava, and T. Wang, “Privacy at scale: Local differential privacy in practice,” in *Proceedings of the 2018 International Conference on Management of Data*, 2018, pp. 1655–1658.
- [21] M. Yang, L. Lyu, J. Zhao, T. Zhu, and K.-Y. Lam, “Local differential privacy and its applications: A comprehensive survey,” *arXiv preprint arXiv:2008.03686*, 2020.
- [22] “Androguard,” <https://github.com/androguard/androguard>, Accessed in 2021.
- [23] Exodus, “Exodus core library,” <https://github.com/Exodus-Privacy/exodus-core>, Accessed in 2020.
- [24] Y. Li, Z. Yang, Y. Guo, and X. Chen, *DroidBot: a lightweight UI-Guided test input generator for android*. IEEE, 2017.
- [25] “Mitmproxy,” <https://mitmproxy.org/>, Accessed in 2021.
- [26] A. Developer, “Android https,” <https://developer.android.com/training/articles/security-config#CertificatePinning>, 2021.
- [27] Andrea Possemato and Yanick Fratantonio, “Towards HTTPS Everywhere on Android: We Are Not There Yet,” in *29th USENIX Security Symposium (USENIX Security 20)*. USENIX Association,

- Aug. 2020, pp. 343–360. [Online]. Available: <https://www.usenix.org/conference/usenixsecurity20/presentation/possemato>
- [28] Nowsecure, “Frida for android,” <https://frida.re/docs/android/>, Accessed in 2020.
- [29] Android Blog, “Changes to trusted certificate authorities in android nougat,” <https://android-developers.googleblog.com/2016/07/changes-to-trusted-certificate.html>.
- [30] Android Documentation, “Network security configuration,” <https://developer.android.com/training/articles/security-config>.
- [31] Andorid Documentation, “VpnService,” <https://developer.android.com/reference/android/net/VpnService>, Last updated 9-30-2020.
- [32] A. Merlo, A. Ruggia, L. Sciolla, and L. Verderame, “You shall not repackaging! demystifying anti-repackaging on android,” *Computers & Security*, vol. 103, p. 102181, 2021. [Online]. Available: <http://www.sciencedirect.com/science/article/pii/S0167404821000055>
- [33] S. Rastogi, K. Bhushan, and B. Gupta, “Android applications repackaging detection techniques for smartphone devices,” 2015.
- [34] G. Developers, “Protocol buffers,” <https://developers.google.com/protocol-buffers>, Accessed in 2020.
- [35] S. Kullback, *Information theory and statistics*. Courier Corporation, 1997.
- [36] N. Vallina-Rodriguez, S. Sundaresan, A. Razaghpahan, R. Nithyanand, M. Allman, C. Kreibich, and P. Gill, “Tracking the trackers: Towards understanding the mobile advertising and tracking ecosystem,” *arXiv preprint arXiv:1609.07190*, 2016.
- [37] X. Zhang, X. Wang, R. Slavin, T. Breaux, and J. Niu, “How does misconfiguration of analytic services compromise mobile privacy?” in *Proceedings of the ACM/IEEE 42nd International Conference on Software Engineering*, 2020, pp. 1572–1583.
- [38] A. R. Beresford, A. Rice, N. Skehin, and R. Sohan, “Mockdroid: Trading privacy for application functionality on smartphones,” in *Proceedings of the 12th Workshop on Mobile Computing Systems and Applications*, ser. HotMobile ‘11. New York, NY, USA: Association for Computing Machinery, 2011.
- [39] H. Zhang, S. Latif, R. Bassily, and A. Rountev, “Privaid: Differentially-private event frequency analysis for google analytics in android apps,” *Ohio State University, Columbus, Ohio, USA*, 2018.
- [40] Z. Hailong, L. Sufian, B. Raef, and R. Atanas, “Introducing privacy in screen event frequency analysis for android apps,” in *2019 19th International Working Conference on Source Code Analysis and Manipulation (SCAM)*, 2019, pp. 268–279.
- [41] S. Latif, Y. Hao, H. Zhang, R. Bassily, and A. Rountev, “Introducing differential privacy mechanisms for mobile app analytics of dynamic content,” in *2020 IEEE International Conference on Software Maintenance and Evolution (ICSME)*. IEEE, 2020, pp. 267–277.
- [42] G. Ghinita, Y. Tao, and P. Kalnis, “On the anonymization of sparse high-dimensional data,” in *2008 IEEE 24th International Conference on Data Engineering*. IEEE, 2008, pp. 715–724.
- [43] A. Machanavajjhala, D. Kifer, J. Gehrke, and M. Venkatasubramanian, “l-diversity: Privacy beyond k-anonymity,” *ACM Transactions on Knowledge Discovery from Data (TKDD)*, 2007.
- [44] N. Li, T. Li, and S. Venkatasubramanian, “t-closeness: Privacy beyond k-anonymity and l-diversity,” in *2007 IEEE 23rd International Conference on Data Engineering*. IEEE, 2007.
- [45] “Virtualapp,” <https://github.com/asLody/VirtualApp>, accessed: 2020-05-27.
- [46] “Droidplugin,” <https://github.com/DroidPluginTeam/DroidPlugin>, accessed: 2020-05-27.



**Davide Caputo** is a third-year Ph.D. student in Computer Science at the University of Genova, Genova, Italy. He obtained both his BSc and MSc in Computer Engineering at the University of Genova, and now he is working under the supervision of Prof. Alessio Merlo and Luca Verderame. His research topic focuses on Mobile Security and IoT Security.



**Francesco Pagano** obtained both his BSc and MSc in Computer Engineering at the University of Genova. His master's degree thesis covered issues on Mobile Privacy, more specifically on the study of information leakages through analytics services, that led to the implementation of the HideDroid app. His thesis, in collaboration with Giovanni Bottino, was supervised by Davide Caputo and Alessio Merlo. Currently, he is working as a post-graduate research fellow at the Computer Security Laboratory (CSEC Lab).



**Giovanni Bottino** is a master's degree in Computer Engineering, obtaining both his BSc and MSc at the University of Genova. Together with his colleague Francesco Pagano and under the supervision of Prof. Alessio Merlo and Davide Caputo, he focused his master's thesis on the issues of Mobile Privacy with the development of the HideDroid app. Actually he is working as a software developer at the RINA S.p.A. company in Genova.



**Luca Verderame** obtained his Ph.D. in Electronic, Information, Robotics, and Telecommunication Engineering at the University of Genova (Italy) in 2016, where he worked on mobile security. He is currently working as a post-doc research fellow at the Computer Security Laboratory (CSEC Lab), and he is also the CEO and Co-founder of Talos, a cybersecurity startup and university spin-off. His research interests mainly cover information security applied, in particular, to mobile and IoT environments.



**Alessio Merlo** got a Ph.D. in Computer Science in 2010 and he is currently serving as a Senior (Tenured) Assistant Professor at the University of Genova. His main research interests focus on Mobile and IoT Security and he leads the Mobile Security research group at the University of Genova. He published more than 100 scientific papers in international conferences and journals.

Keyword	Description	Example	Type	# Occ	# Hosts	Keyword	Description	Example	Type	# Occ	# Hosts
<i>appID</i>	Identifies a specific installation of an app, mainly used by Google libraries	"appId": "1:344560015735:android:482ed113bf00cb81"	EI	118321	1223	<i>uid</i>	User Identifier	"uid": "1609497426061-1356139383227225046"	EI	2064	10
<i>fid</i>	FirebaseID, identifies a specific installation of an app	"fid": "cUSx9iNuTY-2u8xAUm9tkA2"	EI	115211	1045	<i>event_type</i>	Specific event, generated by a user	"event_type": "ClickTopProductCard"	SD	2046	23
<i>name</i>	Specific event, generated by a user	"name" = "fb_app_events_enabled"	SD	26912	288	<i>user</i>	Information about user and device	"user": { "deviceId": "66d6da9e-xxxx-xxxx-xxxx-fd4909f19131", ... }	EI	1923	147
<i>type</i>	Used to identify a specific event	"type": "perf.startupTime.v1"	SD	11262	329	<i>udid</i>	User Identifier, used by mopub	"udid": "mopub:ca802221-4769-4909-aef7-46c80be7353b"	EI	1889	127
<i>model</i>	Specifies the device used	"model": "Android SDK built for x86"	QID	11051	486	<i>device_id</i>	Device Unique Identifier	"deviceId": "fffff-b626-4582-a912-20d36d7a4fe6"	EI	1887	125
<i>device</i>	Device name	"device": "generic_x86"	QID	7548	423	<i>android_id</i>	ANDROID_ID	"android_id": "54399037579f251d"	EI	1662	69
<i>locale</i>	Device language	"locale": "en_US"	QID	6166	319	<i>operator</i>	Mobile Telephone Operator	"operator": "T-Mobile"	QID	1610	81
<i>manufacturer</i>	Device manufacturer	"manufacturer": "Google"	QID	6141	261	<i>userId</i>	Identifier associated with the device	"userid": "02903474b8854424d9-a61ea307dc850a"	EI	1502	85
<i>os</i>	OS Version and related Information	"os": { "version": "10", "buildVersion": "REL", ... }	QID	5230	379	<i>location</i>	Identifies the location where the event has been generated	"location": "Home Screen"	SD	1492	55
<i>carrier</i>	Information about OS and Mobile TelephoneOperator	"carrier": { "carrier-name": "Android", "iso-country-code": "us", ... }	QID	5023	319	<i>deviceData</i>	Information about device hardware	"deviceData": { "cpu_abi": "x86", ... }	EI	1476	61
<i>current</i>	ID of the current event	"current": "15"	QID	4683	9	<i>uuid</i>	Unique identifier generated by analytics services, used to identify a device	"uuid": "2bdcf6f3-63d1-4184-93bd-060918ae6bea"	EI	1171	133
<i>timezone</i>	Timezone	"timezone": "Asia/Kabul"	QID	4645	261	<i>appInstanceId</i>	App Instance	"appInstanceId": "dVjk1CTB9kU"	QID	1161	252
<i>app</i>	Identify a specific app installation. Used by Google libraries	"app": { "installation-Uid": "cad471b7-2b064bd4b29e5d81201-61f94", ... }	QID	4427	237	<i>ad_id</i>	Google Advertiser Id	"ad_id": "66d6da9e-9236-459f-9d9c-fd4909f19131"	EI	1160	100
<i>language</i>	Device Language	"language": "en"	QID	4152	367	<i>installationUuid</i>	Hash relative ad un'applicazione installata sul dispositivo	"installationUuid": "4882882d49829459e89d-860c59..."	QID	1002	97
<i>country</i>	Country	"country": "IT"	QID	4089	234	<i>hardware_id</i>	ANDROID_ID	"hardware_id": "033ae9-5da0085566"	EI	903	64
<i>carrierName</i>	OS & Mobile Telephone Operator	"carrierName" = "Android"	QID	3562	71	<i>identity</i>	Base 64 of uuid and gaid	"identity": "eyJ1dWlkjoiMTc1Zj-Y2OWMwYjVhY-jc2ZCIsImdh..."	EI	834	24
<i>data</i>	Additional Information about an event	"data": { "requests_count": 32, "events_count": 91, "attributes_count": 18 }	QID	3371	152	<i>bssid</i>	Mac Address of AP	"bssid": "02:00:00:00:00:00"	EI	738	15
<i>advertiserId</i>	Advertiser User Id	"advertiserId": "8e83d747-xxxx-xxxx-xxxx-..."	EI	3353	107	<i>event</i>	Event Name	"event": "MOBILE_APP_INSTALL"	SD	675	45
<i>duration</i>	Event duration	"duration": 11270	SD	2945	59	<i>deviceIP</i>	Device IP	"deviceIP": "xxx.0.2.xx"	EI	671	6
<i>mid</i>	Mopub Generated Identifier	"mid": "8bf0ff85-xxxx-xxxx-xxxx-a488bae44e1f"	EI	2931	100	<i>ssid</i>	SSID name	"ssid": "< unknown ssid >"	QID	622	12
<i>events</i>	List of information associated to a specific events	events: { "type": "deviceInfo", "ts": 1607083813320, "os_ver": "Android OS 10 API-29", ... }	SD	2656	296	<i>mac_address</i>	Device Mac Address	mac_address="yy:xx-zz:yy:xx:yy"	EI	506	37
<i>network</i>	Network Informaion	"network": "MOBILE"	QID	2568	115	<i>deviceFingerprintId</i>	Device Fingerprint	"deviceFingerprintId": "fffff-bf43-71d1-ffff-fffff05ac4a"	EI	505	22

Table 6: Evaluation of the most privacy-relevant attributes collected by analytics libraries.