

Prediction or Comparison: Toward Interpretable Qualitative Reasoning

Mucheng Ren, Heyan Huang* and Yang Gao

School of Computer Science and Technology, Beijing Institute of Technology, Beijing, China
Beijing Engineering Research Center of High Volume Language Information
Processing and Cloud Computing Applications, Beijing, China
{renm, hhy63, gyang}@bit.edu.cn

Abstract

Qualitative relationships illustrate how changing one property (e.g., moving velocity) affects another (e.g., kinetic energy) and constitutes a considerable portion of textual knowledge. Current approaches use either semantic parsers to transform natural language inputs into logical expressions or a “black-box” model to solve them in one step. The former has a limited application range, while the latter lacks interpretability. In this work, we categorize qualitative reasoning tasks into two types: prediction and comparison. In particular, we adopt neural network modules trained in an end-to-end manner to simulate the two reasoning processes. Experiments on two qualitative reasoning question answering datasets, QuaRTz and QuaRel, show our methods’ effectiveness and generalization capability, and the intermediate outputs provided by the modules make the reasoning process interpretable.

1 Introduction

Qualitative relationships abound in our world, especially in science, economics, and medicine. Since Question Answering (QA) has been significantly developed in recent years, various challenging datasets have been proposed (Lai et al., 2017; Rajpurkar et al., 2018; Yang et al., 2018; Choi et al., 2018; Dua et al., 2019), and one often encounters the context and questions about qualitative relationships. Figure 1 shows an example that requires reasoning about the qualitative relationship between the mass and the gravitational pull, where the knowledge sentence states that the mass is positively correlated with the gravitational pull, and the questions describe different scenarios that test the flexible application of the knowledge.

Therefore, understanding the qualitative relationships behind the context and applying the qualitative textual knowledge for reasoning is essential.

*Corresponding author

Knowledge
The greater the **mass** of the objects, the stronger the **gravitational pull** between them.
Positively Related (+)

Q&A
1. If Mona makes some clay balls and adds extra clay to them, **increasing their mass**, what happens to the **gravitational pull** between the two clay balls?
A) **increases** B) **decreases**

Prediction
 $p_{\text{value}} \uparrow (\text{World} \mid \text{Cause})$
 $+ p_{\text{polarity}} (\text{Effect} \mid \text{Cause})$
 $\Rightarrow p_{\text{value}} \uparrow (\text{World} \mid \text{Effect})$

2. Two planets with very **large masses** will have a **gravitational pull** between them than two planets with **small masses**. A) **stronger** B) **weaker**

Comparison
 $p_{\text{com}} (\text{World 1} > \text{World 2} \mid \text{Cause})$
 $+ p_{\text{polarity}} (\text{Effect} \mid \text{Cause})$
 $\Rightarrow p_{\text{com}} (\text{World 1} > \text{World 2} \mid \text{Effect})$

Figure 1: Examples from QuaRTz dataset.

However, the most current datasets on qualitative reasoning are much smaller than standard Question Answering datasets, making the task challenging and receiving limited attention. At present, in the two mainstream qualitative relationship question datasets, QuaRel (Tafjord et al., 2019a) and QuaRTz (Tafjord et al., 2019b), the existing methods can be divided into two categories, symbolic reasoning based on a semantic parser (Krishnamurthy et al., 2017; Tafjord et al., 2019a) and a “black-box” model based on representations (Mitra et al., 2019; Tafjord et al., 2019b; Asai and Hajishirzi, 2020; Mitra et al., 2020).

The two types of methods have their advantages and disadvantages. On one hand, symbolic reasoning provides solid explanations for the problem-solving process, but existing semantic parsers are

trained to translate natural-language sentences into a task-specific logical representation that naturally increases the demand for additional annotated data and has limited generalization capability. On the other, approaches based on pre-trained language models that solve the task in one step achieve stunning results at the expense of limited interpretability.

To tackle the issues mentioned above, in this paper, we propose a neural network module-based approach that provides good interpretability while achieving better results. Specifically, inspired by human cognitive processes, we group the qualitative reasoning questions into two categories: **Prediction** and **Comparison**. As the example in Figure 1 shows, each category requires different reasoning chains. In **Prediction**, the question asks to directly predict the effect on an occurrence of the cause on an entity in the situation. In **Comparison**, the question asks to compare the effects on the two entities. Then we adopt neural modules to model each step in these two reasoning chains, and all modules are trained in an end-to-end manner.

The practice of first summarizing the questions and then modeling the different reasoning chains step by step has three advantages: First, it has good generalization ability. The two reasoning chains summarized cover the vast majority of qualitative reasoning problems, so there is no need to design logical expressions for specific tasks. Second, it achieves better performance, because complex qualitative reasoning tasks are broken down into simple sub-tasks, with the modules required to complete only simple sub-tasks. Third, it provides better interpretability, because each module can provide a transparent intermediate output.

Experimental results on the QuaRel (Tafjord et al., 2019a) and QuaRTz (Tafjord et al., 2019b) datasets demonstrate the effectiveness and generalization capability of our proposed approach. It surpasses the state-of-the-art model by a large margin (absolute difference ranging from 1.8% to 4.4%). Furthermore, analyses of the intermediate outputs and a human evaluation show that each module in our approach performs well on its corresponding sub-task and clarifies interpretability.

2 Related Work

Qualitative Reasoning: This type of reasoning is an indispensable part of artificial intelligence. Forbus (1984) and Weld and De Kleer

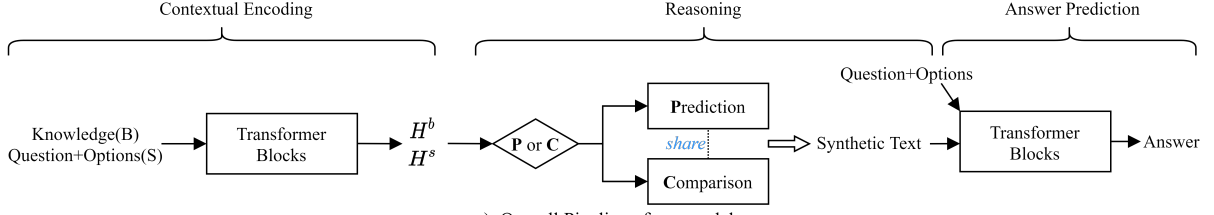
(2013) propose formal models for qualitative reasoning when the research field is emerging. However, there has been little work on reasoning with textual qualitative knowledge. Tafjord et al. (2019a) solves such tasks using semantic parsing and a symbolic solver; this type of method naturally falls short on performance when compared to neural systems. Meanwhile, some works tackle tasks using a data-driven “black-box” model based on representations computed by language models, which achieves superior performance (Tafjord et al., 2019b; Mitra et al., 2019; Asai and Hajishirzi, 2020; Mitra et al., 2020). Our work enjoys the performance improvement that a neural network brings but also provides interpretability.

Neural Network Modules: These modules were first adopted in the Visual Question Answering (VQA) domain (Johnson et al., 2017; Andreas et al., 2016; Hu et al., 2017). Due to the interpretable, modular, and inherently compositional nature of neural network modules, they were further extended to natural language (Gupta and Lewis, 2018; Jiang and Bansal, 2019; Jiang et al., 2019). Gupta et al. (2019) extend neural module networks to answer compositional questions. Ren et al. (2020) and Liu and Gardner (2020) further introduce neural network modules on one complex reasoning task ROPES (Lin et al., 2019). In this work, we explore the effectiveness of neural network modules on a qualitative reasoning task.

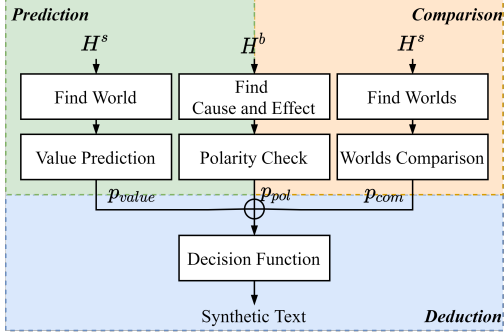
3 Method

Our work solves the question through a three-step process illustrated in Figure 2a:

1. The *Contextual Encoding* component encodes the concatenation of knowledge, the question, and options into contextual representations.
2. The *Reasoning* component arranges different reasoning chains according to the type of problem, where Prediction and Comparison contain multiple neural modules. A synthetic text is generated by the decision function based on the evidence collected from the reasoning chains.
3. The *Answer Prediction* component takes the concatenation of the question, options, and the generated synthetic text instead of given knowledge as the input and returns the answer option with the highest salience scores.



a) Overall Pipeline of our model



b) Reasoning Module

| $p_{val}(W C)$ | $p_{pol}(E C)$ | Prediction: Synthetic Text |
|----------------|----------------|--------------------------------------|
| ↑ | + | World will cause more Effect. |
| ↑ | - | World will cause less Effect. |
| ↓ | + | World will cause less Effect. |
| ↓ | - | World will cause more Effect. |

| $p_{com}(W_1, W_2)$ | $p_{pol}(E C)$ | Comparison: Synthetic Text |
|---------------------|----------------|---|
| > | + | World 1 will cause more Effect than World 2. |
| > | - | World 1 will cause less Effect than World 2. |
| < | + | World 1 will cause less Effect than World 2. |
| < | - | World 1 will cause more Effect than World 2. |

c) Decision Function

Figure 2: The overall diagram of our proposed model. Given background knowledge B and statement S formed by the question and options, we first generate the contextual representations. Then we synthesize a text by collecting the evidence provided by the **Prediction** or **Comparison** module, where the detailed structure is shown in b). Last, we predict the answer with the aid of the synthetic text.

3.1 Contextual Encoding

We selected RoBERTa (Devlin et al., 2019; Liu et al., 2019) as the encoder to encode the background knowledge, the question, and two answer options together and output contextualized embeddings. In particular, we concatenated the question with two answer options as statement $S = \{s_i\}_{i=1}^m$, similar to the examples shown in Figure 1. Furthermore, we joined given background knowledge $B = \{b_j\}_{j=1}^n$ and the statement with the special tokens used in language models as $\langle s \rangle b_1, \dots, b_n \langle /s \rangle \langle /s \rangle s_1, \dots, s_m \langle /s \rangle$, which was further fed into RoBERTa containing a series of successive transformer blocks,

$$\mathbf{H}^b, \mathbf{H}^s = \text{Transformers}(B, S), \quad (1)$$

where $\mathbf{H}^b \in \mathbb{R}^{n \times d}$, $\mathbf{H}^s \in \mathbb{R}^{m \times d}$ are contextual representations of the knowledge and the statement, respectively, and d is the dimension for the hidden states. The representations $\mathbf{H}^b, \mathbf{H}^s$ are padded into fixed length and served as the global variables in the *Reasoning* part.

3.2 Reasoning

The architecture of the reasoning component is shown in Figure 2b. In particular, we designed

the different reasoning chains depending on the question type. Specifically, both reasoning chains were constructed by several end-to-end modules, and some modules were shared. Then the evidence collected from each module is summarized for the final deduction.

3.2.1 Prediction

Find Cause and Effect: To answer the Prediction-type question like the first example shown in Figure 1, we first need to understand what the knowledge describes, i.e., figure out the cause and effect properties (e.g., *mass* and *gravitational pull*). To achieve this, we applied a multilayer perceptron (MLP) over background knowledge representations \mathbf{H}^b and then used a softmax function to normalize the projected logits and get attention scores over all knowledge tokens for the cause property and the effect property respectively,

$$\mathbf{p}_c^b = \text{softmax}(\text{MLP}(\mathbf{H}^b; \theta_c)) \in \mathbb{R}^n, \quad (2)$$

$$\mathbf{p}_e^b = \text{softmax}(\text{MLP}(\mathbf{H}^b; \theta_e)) \in \mathbb{R}^n, \quad (3)$$

where \mathbf{p}_c^b and \mathbf{p}_e^b are the attention vectors over knowledge in terms of the cause and effect properties, and θ 's are trainable parameters in the MLP.

Take Figure 1 as an example: \mathbf{p}_c^b is the attention over background tokens, whose value is much larger for *mass* than the other tokens.

Polarity Check: We further need to judge the polarity of the qualitative relationship between the cause and effect properties (e.g., *mass* and *gravitational pull* are positively related). To achieve that, we first applied cause and effect property attention vectors on the knowledge representation \mathbf{H}^b to obtain the weighted ones. Then we took the average of the weighted representations and concatenated them together. After that, another MLP followed by a softmax function computed the probabilities based on the representations,

$$\mathbf{p}_{pol} = \text{softmax}(\text{MLP}((\mathbf{H}^{bT} \mathbf{p}_c^b; \mathbf{H}^{bT} \mathbf{p}_e^b); \theta_{pol})), \quad (4)$$

where $\mathbf{p}_{pol} = [\mathbf{p}_{pol+}, \mathbf{p}_{pol-}]$ denotes the probability of positive and negative correlations, θ_{pol} is a learnable parameter of the MLP. In the example shown in Figure 1, \mathbf{p}_{pol+} is supposed to be larger than \mathbf{p}_{pol-} .

Find World: Furthermore, we should return to the statement and find out the world that happened in the statement (e.g., *increasing their mass*). To achieve that, we used the same setting as the *Find Cause and Effect Property* module,

$$\mathbf{p}_w^s = \text{softmax}(\text{MLP}(\mathbf{H}^s; \theta_w)) \in \mathbb{R}^m, \quad (5)$$

where \mathbf{p}_w^s is the attention vectors over the statement for the world, and θ is the learnable parameters of the MLP.

Value Prediction: Moreover, we need to decide whether the attribute value in World is an increment ($\mathbf{p}_{val\uparrow}$) or decrement ($\mathbf{p}_{val\downarrow}$; e.g., *increase their mass* is an increment). To achieve that, we derive representations of the world by averaging statement representation \mathbf{H}^b weighted by the world attention vector, \mathbf{p}_w^s . Then, another MLP was stacked with softmax to get the probabilities,

$$\mathbf{p}_{val} = \text{softmax}(\text{MLP}((\mathbf{H}^{sT} \mathbf{p}_w^s); \theta_{val})), \quad (6)$$

where $\mathbf{p}_{val} = [\mathbf{p}_{val\uparrow}, \mathbf{p}_{val\downarrow}]$ denotes the probability that the attribute value is incremented or decremented, and θ_{val} is a learnable parameter of the MLP. In the example shown in Figure 1, $\mathbf{p}_{val\uparrow}$ is supposed to be larger than $\mathbf{p}_{val\downarrow}$.

3.2.2 Comparison

The Comparison reasoning chain contains two modules that are shared with the Prediction reasoning chain, *Find Cause and Effect*, and *Polarity Check*. However, the Comparison chain differs from the Prediction chain in two modules.

Find Worlds: In the Comparison-type question like the second example shown in Figure 1, the statement asks to compare the effects on the two entities. Thus, two worlds appeared in the statement instead of one (e.g., *large masses* and *small masses*). To achieve that, we took the same straightforward method as the *Find World* module,

$$\mathbf{p}_{w1}^s = \text{softmax}(\text{MLP}(\mathbf{H}^s; \theta_{w1})) \in \mathbb{R}^m, \quad (7)$$

$$\mathbf{p}_{w2}^s = \text{softmax}(\text{MLP}(\mathbf{H}^s; \theta_{w2})) \in \mathbb{R}^m, \quad (8)$$

where $\mathbf{p}_{w1}^s, \mathbf{p}_{w2}^s$ are the attention vectors over the statement for worlds 1 and 2, and θ 's are learnable parameters of the MLP.

Worlds Comparison: This module aims to compare the worlds in terms of the cause property. For example, world 1 (*larger masses*) is more relevant to *the greater the mass* than world 2 (*smaller masses*) in Figure 1. To achieve that, we adopted a bilinear function to evaluate the relevance between each world's cause property and the cause property in background knowledge, which is further normalized into a probability with softmax,

$$\mathbf{p}_{com} = \text{softmax}((\mathbf{H}^{bT} \mathbf{p}_c^b)^T \mathbf{W}_{com} (\mathbf{H}^{sT} \mathbf{p}_{w1}^s), (\mathbf{H}^{bT} \mathbf{p}_c^b)^T \mathbf{W}_{com} (\mathbf{H}^{sT} \mathbf{p}_{w2}^s)), \quad (9)$$

where $\mathbf{W}_{com} \in \mathbb{R}^{d \times d}$ is a trainable matrix, and \mathbf{p}_{com} denotes the probability that the world is relevant to the cause property.

3.2.3 Deduction

The Deduction module aims to conduct the reasoning by considering the evidence computed from each module in the reasoning chain. In particular, we applied the decision functions as shown in Figure 2c for each reasoning type to generate the synthetic text.

We take the examples in Figure 1 as an illustration. From the *Find Cause and Effect*, and *Polarity Check* modules, we conclude a positive relationship existed between the cause *mass* and the effect *gravitational pull*, so we denote $\mathbf{p}_{pol}(\mathbf{Effect}|\mathbf{Cause})$ as +.

For Prediction, the *Value Prediction* module states that the attribute value of the world in terms of cause property is an increment. Thus, we denote $p_{val}(World|Cause)$ as \uparrow . Therefore, the world must also have an increment on the effect property due to the positive relationship between the cause and effect. In this way, we generated a synthetic text by slot-filling as follows: *large mass will cause more gravitational pull*.

Similarly, for Comparison, the *Worlds Comparison* module showed that compared with world 2, world 1 was more relevant to the cause property in the background knowledge. Thus, we denote $p_{com}(World1, World2)$ as $>$ (i.e., $p_{com}(World1|Cause) > p_{com}(World2|Cause)$). In this way, we rendered world 1 larger than world 2 in terms of the effect property because of the positive polarity. Then, a synthetic text was also be generated.

3.2.4 Reasoning Type Classification

As the reasoning type is not available during the inference time, we added a classifier based on the statement representations, which is defined as follows:

$$s = \frac{1}{m} \sum_i^m H_i^s \in \mathbb{R}^d, \quad (10)$$

$$p_{cla} = \sigma(MLP(s; \theta_{cla})), \quad (11)$$

where s can be viewed as an embedding of the statement, θ_{cla} is the trainable parameter in the MLP, and σ is an activation function. p_{cla} denotes the classification scores.

3.3 Answer Prediction

In the Answer Prediction component, we replaced the given background knowledge with the synthetic text from the Reasoning component. Then we combined it with the question and answer choice $A = \{a_k\}_{k=1}^2$ as $\langle s \rangle SyntheticText \langle /s \rangle \langle /s \rangle q; a_k \langle /s \rangle$. We used the final hidden vector corresponding to the first input token ($\langle s \rangle$) as the aggregate representation. We further predicted the probabilities of an answer being the answer choice a_k in the same manner as in Liu et al. (2019).

3.4 Model Training

Two models (i.e., reasoning and answer prediction) are learned in our approach.

Reasoning The loss function for reasoning is defined as

$$\ell_{Reason} = - \sum_{y \in Y} \alpha_y \gamma_y \tilde{y}^T \log(y). \quad (12)$$

$Y = \{p_w^s \in \mathbb{R}^m, p_{w_1}^s \in \mathbb{R}^m, p_{w_2}^s \in \mathbb{R}^m, p_e^b \in \mathbb{R}^n, p_c^b \in \mathbb{R}^n, p_{val} \in \mathbb{R}^2, p_{com} \in \mathbb{R}^2, p_{cla} \in \mathbb{R}^2\}$ are predictions of different modules, $\tilde{y}^T \in \{0, 1\}^m$ or $\tilde{y}^T \in \{0, 1\}^n$ or $\tilde{y}^T \in \{0, 1\}^2$ are corresponding gold labels, $\gamma_y \in \{0, 1\}^2$ denotes whether the loss function should use the label (as some annotations would be missed due to different reasoning type), and α_y is the weight for each module y .

Answer Prediction: We took the standard binary cross entropy loss ℓ_{AP} as the training objective of the Answer Prediction component.

During the inference time, we first determined the reasoning type based on the classification score obtained in section 3.2.4. Then we followed the Deduction module to synthesize corresponding text and further fed it into the trained Answer Prediction model. The answer choice with the highest probability was selected as the final answer.

4 Experiment Setup

4.1 Datasets

Datasets QuaRTz (Tafjord et al., 2019b) and QuaRel (Tafjord et al., 2019a), were used to evaluate the proposed model. Both datasets require reasoning about textual qualitative relationships and provide well-defined annotations used for symbolic reasoning. The detailed statistics are in Table 1.

Auxiliary Supervision: The loss function for the Reasoning component takes two different types of supervision, i.e., span supervision (e.g., cause, effect spans in the knowledge) and binary logits supervision (value prediction, world comparison, and reasoning type). The QuaRTz dataset provides the annotations for the property descriptions and property values, but not every instance in the dataset contains such annotations (2280 out of 2696 are annotated completely). Furthermore, some annotations are not standard and must be further processed to satisfy the training objective. Therefore, we mitigated these issues by generating an additional auxiliary from hypothesis and manual annotating. The detailed guidelines and labeled examples are in Appendix A.2. All modules in the Reasoning component are trained only on the QuaRTz (the

| Statistics | Train | Dev | Test |
|------------|-------|-----|------|
| QuaRTz | 2,696 | 384 | 784 |
| QuaRel | 1,941 | 278 | 552 |

Table 1: Statistics of the datasets

proportion of Prediction and Comparison questions is 2296:400).

4.2 Implementation Details

We used the pre-trained language model RoBERTa-large in the experimentation¹. In particular, we trained all modules in the Reasoning component end-to-end on one Nvidia RTX8000 48GB GPU and used two GPUs for the Answer Prediction component. We tuned the Reasoning component parameters according to the averaged performance of all modules and tuned the parameters in the Answer Prediction component based on the final accuracy. We selected F1 scores and accuracy as the evaluation metrics. Specifically, we set α_y 's in equation 12 as follows: 0.1 for span-based loss, 0.2 for the *World Comparison*, *Value Prediction*, and *Reasoning Type Classification*. The detailed hyperparameters and search bounds are described in the Appendix A.1.

4.3 Compared Models

QUASP and QUASP+: The models proposed by Tafjord et al. (2019a) which extend type-constrained semantic parsing to address the problem of tracking different “worlds” in questions.

BERT and RoBERTa: The standard multiple-choice QA frameworks are based on a powerful pre-trained language model (Devlin et al., 2019; Liu et al., 2019). As described in section 3.3, it took the concatenation of knowledge, the question, and answer options as the input and used the first token representation for classification.

gvQPS+: Instead of introducing a semantic parser, this model applies the generate-validate framework (Mitra et al., 2019). It first generates a natural language description of the logical form and validates whether the natural language description is followed from the input text.

DeepEKR: Similar to Mitra et al. (2019), this model replaces the parser with a neural network,

¹<https://github.com/huggingface/transformers>

| Model | QuaRTz | | QuaRel | |
|-------------------|-------------|-------------|-------------|-------------|
| | Dev | Test | Dev | Test |
| Random | 50.0 | 50.0 | 50.0 | 50.0 |
| QUASP | - | - | 62.1 | 56.1 |
| QUASP+ | - | - | 68.9 | 68.7 |
| BERT | - | 67.7 | - | 53.0 |
| BERT(PFT on RACE) | - | 79.8 | - | 79.9 |
| gvQPS+ | - | - | - | 76.6 |
| DeepEKR | - | 79.8 | - | 81.15 |
| RoBERTa | 86.8* | 85.7* | 81.1(84.5*) | 80.0(83.3*) |
| LG(DA) | - | - | 84.5 | 84.7 |
| LG(DA+Reg) | - | - | 85.1 | 85.0 |
| Ours | 89.6 | 89.9 | 89.5 | 86.8 |

Table 2: Performance of different models on both datasets, where PFT stands for pre-finetune, and * means the result we implemented.

softening the symbolic representation (Mitra et al., 2020).

LG(DA,Reg): The RoBERTa-based model leverages logical and linguistic knowledge to augment labeled training data (DA) and then uses a consistency-based regularizer (Reg) to help the training (Asai and Hajishirzi, 2020).

5 Experimental Results

5.1 Question Answering Performance

The performance of the development and test of QuaRTz and QuaRel is shown in Table 2. Our model outperformed the existing state-of-the-art models (RoBERTa and LG with DA+Reg) by a large margin (2.8% and 4.2% absolute difference on QuaRTz, 4.4%, and 1.8% on QuaRel). These results illustrate that compared to the semantic parser-based model and the one-step “black box” model, our approach that imitates human cognitive behaviors is more capable of conducting qualitative reasoning and generalization.

Furthermore, compared with the semantic parser-based methods (i.e., the first group in the table), almost all language model-based methods achieved superior performance, demonstrating the power of the pre-trained language model. However, these models are mostly data-driven. The BERT model without pre-finetuning on RACE (Lai et al., 2017) was unable to converge on QuaRel. Furthermore, the data augmentation technique resulted in a 4.7% improvement in the LG(DA) model, proving the one-step “black box” model has high demand for training resources. Nonetheless, our approach, without any additional training data, still achieves

| Module | | F1 | Fuzzy F1 | Accuracy |
|-------------------------------|------------|------|----------|----------|
| Find Cause and Effect | p_c^b | 72.6 | 82.3 | - |
| | p_e^b | 67.0 | 78.4 | - |
| Polarity Check | p_{pol} | - | - | 88.8 |
| Find World Value Prediction | p_w^s | 76.4 | 82.5 | - |
| | p_{val} | - | - | 91.5 |
| Find Worlds | p_{w1}^s | 77.3 | 83.4 | - |
| | p_{w2}^s | 74.9 | 80.6 | - |
| World Comparison | p_{com} | - | - | 84.6 |
| Reasoning Type Classification | p_{cla} | - | - | 88.0 |

Table 3: Performance in the Reasoning component.

better performance, demonstrating its effectiveness and rationality.

5.2 Reasoning Component Performance

In the Reasoning component, we designed multiple neural network modules for two reasoning chains. Each module was designed to accomplish its sub-task and provide an intermediate prediction that explains the reasoning process in a human cognitive manner. To evaluate the effectiveness of each module, we converted the attention vectors over the context into a text span and the probability scores into a predicted class. The conversion details are in the Appendix A.3. Table 3 shows the performance results for each module.

Find Cause and Effect, *Find World*, and *Find Worlds*, three modules that should detect concerned text spans from the context, all achieved adequate F1 scores. There are two reasons why our model did not score very well on a span extraction task like extractive machine reading comprehension (e.g., SQuAD²). First, the text span in our task is not as accurately defined as the answer in MRC. Generally, the length of the text span is long, and the boundary is fuzzy. Second, our approach computed the attention score for each token in the context and leveraged it softly, and thus less sensitive to boundary detection. However, when we used fuzzy F1 scores as the evaluation metrics (introduced in (Ren et al., 2020), which were marked as 1 as long as the original F1 was not equal to 0), the scores for all modules increased by a large margin, proving the reasoning ability.

Polarity Check, *Value Prediction*, and *World Comparison*, three modules that require classification capability based on the given span prediction of the upstream modules, achieved high accuracy (88.8%, 91.5%, and 84.6%), indicating the

²<https://rajpurkar.github.io/SQuAD-explorer/>

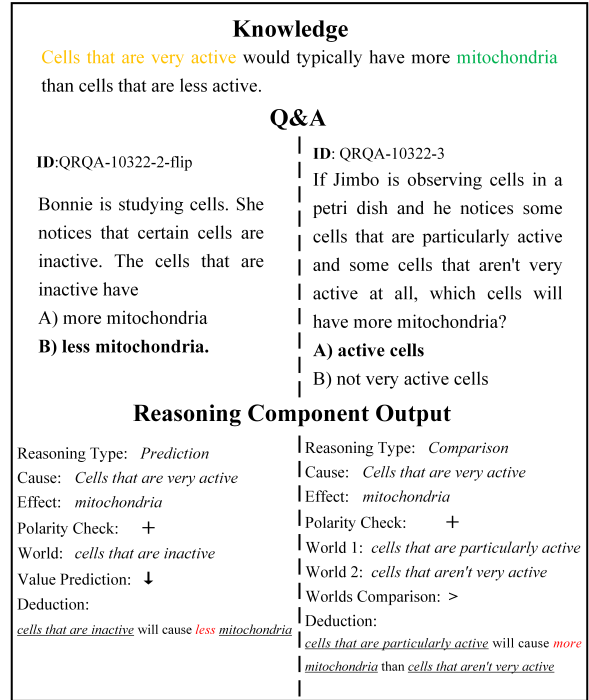


Figure 3: An example from QuaRTz with visualized intermediate outputs provided by our model.

rationality of our end-to-end sequential model design. Additionally, We could argue that determining whether an attribute is incremental or decremental is a relatively simple task for language models.

The *Reasoning Type Classification* module obtained a good-enough performance (90.1%), the recall value for Prediction type was 88.0%, and the recall value for Comparison type was 76.7%. The result is acceptable as some questions could be solved simultaneously in a Prediction and a Comparison manner. For example, the Comparison question in Figure 1 can also be considered a Prediction if we care only about the world with high priority (i.e., *two planets with very large mass*). This phenomenon somehow increased the fault tolerance and improved the generality of our method.

Case study: Our approach provides intermediate outputs that sufficiently explain the reasoning process, which can lead to interpretability. Figure 3 presents examples of the transparent reasoning process run by our model. More examples can be found in the Appendix A.5. The knowledge states the relationship between *active cells* and *mitochondria*, while two questions describe different scenarios to test the application of this knowledge.

As shown in Figure 3, our model outputs several intermediate results through the Reasoning component. First, it identifies the reasoning chain type for

each question; the left one is prediction, while the right one requires comparison. Then, each module in the corresponding reasoning chain outputs its prediction. For example, the *Find Cause and Effect* module captured the cause property and the effect property in the knowledge. Then the *Polarity Check* module correctly figured out the positive relationship between them. The examples indicate that our approach not only conducts final answer prediction but also explains the machine understanding and reasoning process.

5.3 Human Evaluation

In the Answer Prediction component, we fed the generated synthetic text instead of given knowledge into the model. To further measure the effect of synthetic text on answer prediction, we introduced the human evaluation widely used in NLG field. We assembled ten well-educated volunteers and gave each person 30 randomly sampled questions from QuaRTz, half of which provided knowledge, half of which provided our synthetic text. Then we asked the participants to rate the question on a 5-point scale for each following metric: *fluency* (does it read coherently), *informativeness* (how much information is contained), *explicitness* (does it describe the relation clearly), and *relevance* (is it relevant to the question). We also measured the time consumption for problem-solving by giving knowledge or synthetic text. Table 4 shows the results.

The given knowledge had higher scores for *fluency* and *informativeness* because the knowledge sentences were manually extracted from a large corpus and may contain multiple relations among multiple properties, while the synthetic text was generated by slot-filling and described only the relation mentioned in the question. Furthermore, the synthetic text achieved superior scores for *explicitness* and *relevance*, which indicates our Reasoning component is successful in understanding and reasoning between the question and knowledge and expressed the explicit relationship in a way close to the description in the question scenario. Additionally, this is shown in that the participants took less time to answer questions with synthesized text.

5.4 Error Analysis

We randomly sampled 60 examples for error analysis and more than half were caused by wrong predictions in the Reasoning component (48 out of 60). The other errors were in two main categories.

| | Given Knowledge | Synthetic Text |
|----------------------------|-----------------|----------------|
| Fluency | 4.3 | 3.9 |
| Informativeness | 4.5 | 3.3 |
| Explicitness | 3.4 | 4.4 |
| Relevance | 3.8 | 4.6 |
| Time Consumption(s) | 31.1 | 24.3 |

Table 4: Human evaluation results.

Incomplete Knowledge: These errors occurred when the question mentioned only a world without any attribute value description; e.g., the question aimed to predict the gravitational pull for the Sun, and knowledge told that a larger mass causes a larger gravitational pull. To answer this question, we need to know that the sun has a large mass.

Incomplete Synthetic Text: Two reasons cause such errors. One is that the boundaries are not well-defined when attention vectors are turned into text, resulting in a lack of fluency or loss of information. The other is a mismatch between the knowledge and the question; e.g., the knowledge talks about the distance, but the question describes hugging. Thus, the generated synthetic text does not provide enough information to solve the problem.

6 Conclusion

In this paper, we aimed to solve the qualitative reasoning task in an interpretable manner. Inspired by human cognition, we first summarized the questions into two categories, Prediction and Comparison. Then an end-to-end trained Reasoning component that contains two reasoning chains was designed. Both reasoning chains contained multiple neural modules that provide transparent intermediate predictions for the understanding and reasoning process. The experimental results showed the effectiveness of our approach, and the analysis of each module and case study demonstrated the superior interpretability compared with the “black-box” model. Moreover, we found that some questions could be solved by both reasoning chains, thus increasing the default tolerance and generalization capability. Furthermore, a human evaluation was conducted to validate the function of the synthetic text and provide an additional explanation for the superior performance achieved by our method. However, the error analysis showed the inadequacy under complicated scenarios. Therefore, our future work will focus on applying interpretable reasoning on complex reasoning tasks. The annotated data

and models are shared publicly ³.

Acknowledgement

We acknowledge this work is supported by the Joint Funds of the National Natural Science Foundation of China (Grant No. U19B2020).

References

- Jacob Andreas, Marcus Rohrbach, Trevor Darrell, and Dan Klein. 2016. Neural module networks. In *Proceedings of the IEEE Conference on Computer Vision and Pattern Recognition*, pages 39–48.
- Akari Asai and Hannaneh Hajishirzi. 2020. [Logic-guided data augmentation and regularization for consistent question answering](#). In *Proceedings of the 58th Annual Meeting of the Association for Computational Linguistics*, pages 5642–5650, Online. Association for Computational Linguistics.
- Eunsol Choi, He He, Mohit Iyyer, Mark Yatskar, Wentaoh Yih, Yejin Choi, Percy Liang, and Luke Zettlemoyer. 2018. [QuAC: Question answering in context](#). In *Proceedings of the 2018 Conference on Empirical Methods in Natural Language Processing*, pages 2174–2184, Brussels, Belgium. Association for Computational Linguistics.
- Jacob Devlin, Ming-Wei Chang, Kenton Lee, and Kristina Toutanova. 2019. [BERT: Pre-training of deep bidirectional transformers for language understanding](#). In *Proceedings of the 2019 Conference of the North American Chapter of the Association for Computational Linguistics: Human Language Technologies, Volume 1 (Long and Short Papers)*, pages 4171–4186, Minneapolis, Minnesota. Association for Computational Linguistics.
- Dheeru Dua, Yizhong Wang, Pradeep Dasigi, Gabriel Stanovsky, Sameer Singh, and Matt Gardner. 2019. [DROP: A reading comprehension benchmark requiring discrete reasoning over paragraphs](#). In *Proceedings of the 2019 Conference of the North American Chapter of the Association for Computational Linguistics: Human Language Technologies, Volume 1 (Long and Short Papers)*, pages 2368–2378, Minneapolis, Minnesota. Association for Computational Linguistics.
- Kenneth D Forbus. 1984. Qualitative process theory. *Artificial intelligence*, 24(1-3):85–168.
- Nitish Gupta and Mike Lewis. 2018. [Neural compositional denotational semantics for question answering](#). In *Proceedings of the 2018 Conference on Empirical Methods in Natural Language Processing*, pages 2152–2161, Brussels, Belgium. Association for Computational Linguistics.
- Nitish Gupta, Kevin Lin, Dan Roth, Sameer Singh, and Matt Gardner. 2019. Neural module networks for reasoning over text. *arXiv preprint arXiv:1912.04971*.
- Ronghang Hu, Jacob Andreas, Marcus Rohrbach, Trevor Darrell, and Kate Saenko. 2017. Learning to reason: End-to-end module networks for visual question answering. In *Proceedings of the IEEE International Conference on Computer Vision*, pages 804–813.
- Yichen Jiang and Mohit Bansal. 2019. [Self-assembling modular networks for interpretable multi-hop reasoning](#). In *Proceedings of the 2019 Conference on Empirical Methods in Natural Language Processing and the 9th International Joint Conference on Natural Language Processing (EMNLP-IJCNLP)*, pages 4474–4484, Hong Kong, China. Association for Computational Linguistics.
- Yichen Jiang, Nitish Joshi, Yen-Chun Chen, and Mohit Bansal. 2019. Explore, propose, and assemble: An interpretable model for multi-hop reading comprehension. *arXiv preprint arXiv:1906.05210*.
- Justin Johnson, Bharath Hariharan, Laurens van der Maaten, Li Fei-Fei, C Lawrence Zitnick, and Ross Girshick. 2017. Clevr: A diagnostic dataset for compositional language and elementary visual reasoning. In *Proceedings of the IEEE Conference on Computer Vision and Pattern Recognition*, pages 2901–2910.
- Jayant Krishnamurthy, Pradeep Dasigi, and Matt Gardner. 2017. Neural semantic parsing with type constraints for semi-structured tables. In *Proceedings of the 2017 Conference on Empirical Methods in Natural Language Processing*, pages 1516–1526.
- Guokun Lai, Qizhe Xie, Hanxiao Liu, Yiming Yang, and Eduard Hovy. 2017. [RACE: Large-scale Reading comprehension dataset from examinations](#). In *Proceedings of the 2017 Conference on Empirical Methods in Natural Language Processing*, pages 785–794, Copenhagen, Denmark. Association for Computational Linguistics.
- Kevin Lin, Oyvind Tafjord, Peter Clark, and Matt Gardner. 2019. [Reasoning over paragraph effects in situations](#). In *Proceedings of the 2nd Workshop on Machine Reading for Question Answering*, pages 58–62, Hong Kong, China. Association for Computational Linguistics.
- Jiangming Liu and Matt Gardner. 2020. Multi-step inference for reasoning over paragraphs. *arXiv preprint arXiv:2004.02995*.
- Yinhan Liu, Myle Ott, Naman Goyal, Jingfei Du, Mandar Joshi, Danqi Chen, Omer Levy, Mike Lewis, Luke Zettlemoyer, and Veselin Stoyanov. 2019. Roberta: A robustly optimized bert pretraining approach. *arXiv preprint arXiv:1907.11692*.

³https://github.com/Borororo/Interpretable_QR

A. Mitra, Chitta Baral, Aurgho Bhattacharjee, and Ishan Shrivastava. 2019. A generate-validate approach to answering questions about qualitative relationships. *ArXiv*, abs/1908.03645.

Arindam Mitra, Sanjay Narayana, and Chitta Baral. 2020. Deeply embedded knowledge representation & reasoning for natural language question answering: A practitioner’s perspective. In *Proceedings of the Fourth Workshop on Structured Prediction for NLP*, pages 102–111, Online. Association for Computational Linguistics.

Pranav Rajpurkar, Robin Jia, and Percy Liang. 2018. Know what you don’t know: Unanswerable questions for SQuAD. In *Proceedings of the 56th Annual Meeting of the Association for Computational Linguistics (Volume 2: Short Papers)*, pages 784–789, Melbourne, Australia. Association for Computational Linguistics.

Mucheng Ren, Xiubo Geng, Tao Qin, Heyan Huang, and Daxin Jiang. 2020. Towards interpretable reasoning over paragraph effects in situation. In *Proceedings of the 2020 Conference on Empirical Methods in Natural Language Processing (EMNLP)*, pages 6745–6758, Online. Association for Computational Linguistics.

Oyvind Taffjord, Peter Clark, Matt Gardner, Wen-tau Yih, and Ashish Sabharwal. 2019a. Quarel: A dataset and models for answering questions about qualitative relationships. In *Proceedings of the AAAI Conference on Artificial Intelligence*, volume 33, pages 7063–7071.

Oyvind Taffjord, Matt Gardner, Kevin Lin, and Peter Clark. 2019b. QuaRTz: An open-domain dataset of qualitative relationship questions. In *Proceedings of the 2019 Conference on Empirical Methods in Natural Language Processing and the 9th International Joint Conference on Natural Language Processing (EMNLP-IJCNLP)*, pages 5941–5946, Hong Kong, China. Association for Computational Linguistics.

Daniel S Weld and Johan De Kleer. 2013. *Readings in qualitative reasoning about physical systems*. Morgan Kaufmann.

Zhilin Yang, Peng Qi, Saizheng Zhang, Yoshua Bengio, William Cohen, Ruslan Salakhutdinov, and Christopher D. Manning. 2018. HotpotQA: A dataset for diverse, explainable multi-hop question answering. In *Proceedings of the 2018 Conference on Empirical Methods in Natural Language Processing*, pages 2369–2380, Brussels, Belgium. Association for Computational Linguistics.

A Appendices

A.1 Parameters List

Table 5 and Table 6 show the parameter details used in our settings.

| Reasoning | Search Space(Bounds) | Best Assignment |
|------------------------|----------------------------------|-----------------|
| Max Seq. Length | <i>choice</i> [256,384,512] | 512 |
| Learning Rate | <i>uniform-float</i> [5e-6,3e-5] | 1e-5 |
| Batch Size per GPU | <i>choice</i> [4,8,16] | 8 |
| Gradient Accumulation | <i>choice</i> [1,2] | 2 |
| No. of Epoch | <i>uniform-integer</i> [1,10] | 8 |
| No. of Search trials | 20 | 20 |
| Optimizer | Adam | Adam |
| Fixed Length for B,S | [200,200] | [200,200] |
| No. of GPU(RTX8000) | 1 | 1 |
| Average runtime (mins) | 25 | 25 |

Table 5: Detailed parameters used in the Reasoning component.

| Answer Prediction | Search Space(Bounds) | Best Assignment |
|-------------------------|----------------------------------|-----------------|
| Max Seq. Length | <i>choice</i> [256,384,512] | 256 |
| Learning Rate | <i>uniform-float</i> [1e-6,3e-5] | 1e-5 |
| Batch Size per GPU | <i>uniform-integer</i> [4,8,16] | 16 |
| Gradient Accumulation | <i>choice</i> [1,2] | 2 |
| No. of Epoch | <i>uniform-integer</i> [5,15] | 10 |
| No. of Search trials | 30 | 30 |
| learning rate optimizer | Adam | Adam |
| No. of GPU(RTX8000) | 2 | 2 |
| Average runtime (mins) | 40 | 40 |

Table 6: Detailed parameters used in the Answer Prediction component.

A.2 Auxiliary Supervision Construction

Figure 4 shows one labelled example. The official dataset already provides detailed annotations for both knowledge and question, where some annotations could be directly introduced in our training objective. For the example, “para_anno” tells the cause and effect properties described in the knowledge, and the polarity among them would be marked as positive if the “effect_dir_sign” is the same as the “casue_dir_sign”, otherwise will be marked as negative.

However, some annotations are still missing, e.g., reasoning type. We introduce two methods to get additional labels. On the one hand, We made some hypotheses. For example, if “question_anno” contains “more_effect_xxx” and “less_effect_xxx” simultaneously, we would consider this question as a comparison type. On the other, we annotate the samples manually. For the questions without qualified annotation, we label them by hand. Particularly, we find the text spans in the knowledge and question, then transform the annotations to the machine-readable form automatically.

A.3 Conversion Instruction

For *Find Cause and Effect*, *Find World*, and *Find Worlds* modules, we should convert the attention

| Knowledge | |
|---|-------------------------------|
| An object with greater mass or greater velocity has more kinetic energy. | |
| Q&A | |
| Milo threw both a basketball and a baseball through the air. If the basketball has more mass than the baseball, which ball has more kinetic energy? | |
| A) Basketball B) Baseball | |
| Official Annotation | Auxiliary Annotation |
| para_anno: | |
| "effect_dir_sign": "MORE", | "type": "Comparison", |
| "cause_dir_sign": "MORE", | "b_cause": "mass", |
| "effect_prop": "kinetic energy", | "b_cause_ind": [23, 27], |
| "cause_prop": "mass", | "b_effect": "kinetic energy", |
| "cause_dir_str": "greater", | "b_effect_ind": [57, 71], |
| "effect_dir_str": "more", | "b_relation": "Positive", |
| question_anno: | "s_world_1": "basketball", |
| "more_effect_dir": "more", | "s_world_2": "baseball", |
| "more_cause_prop": "mass", | "s_world_1_ind": [68, 92], |
| "more_cause_dir": "more", | "s_world_2_ind": [98, 110], |
| "less_effect_prop": "kinetic energy", | "s_comparison": "World 1", |
| "less_effect_dir": "less", | |
| "more_effect_prop": "kinetic energy", | |

Figure 4: An example with auxiliary supervision.

vector output into a text span.

First, the token with the highest probability is selected. After that, we check left and right from the selected word position and extend it if the probability of each neighbor is larger than the threshold. The threshold value is determined based on F1 scores.

For the rest modules, we select the predicted class with the highest probability.

A.4 Ablation Study on sub-tasks

We decompose the complex qualitative reasoning task into several simple sub-tasks according to logic and then train several sub-tasks together. Naturally, as the number of tasks increases, errors accumulate, but our method ultimately performs better. To further examine the rationality of our work, we conduct an ablation study on partial modules.

| Modules | Cause | | Effect | | Polarity |
|---|-------------|-------------|-------------|-------------|-------------|
| | F1 | Fuzzy F1 | F1 | Fuzzy F1 | Accuracy |
| Find Cause and Effect + Polarity Check | 72.6 | 82.3 | 67.0 | 78.4 | 88.8 |
| only Find Cause and Effect | 71.7 | 81.8 | 66.8 | 75.5 | 58.6 |
| only Polarity Check | 8.3 | 14.3 | 9.6 | 16.7 | 83.3 |

Table 7: Ablation study on Find Cause and Effect and Polarity Check modules.

Table 7 shows the ablation study result on *Find Cause and Effect* and *Polarity Check* modules. The model achieves the best performance when we train

two modules together. However, when we remove any module, i.e., focus on a single sub-task, the corresponding performance deteriorates. This may be due to our approach, which mimics human cognitive design, enables the model to make better use of information from upstream modules to facilitate training. Therefore, our model could finally achieve superior performance.

A.5 More Examples

We present more example with intermediate outputs that correctly answered by our model in Table 8.

| | |
|---|--|
| <p>ID:QRQA-10004-2</p> <p>Knowledge: The gravitational force increases with mass and decreases with the distance between the bodies.</p> <p>Q&A: John was watching the physics calculator and noted a profound finding. As the mass increases, the pull of the gravitational force A) Decreases B) Increases.</p> | <p>Type: <i>Prediction</i></p> <p>Cause: <i>mass</i></p> <p>Effect: <i>gravitational force</i></p> <p>Polarity: +</p> <p>World: <i>mass increases</i></p> <p>Value: \uparrow</p> <p>Deduction: <i>mass increases will cause more gravitational force.</i></p> |
| <p>ID:QRQA-10004-2-flip</p> <p>Knowledge: The gravitational force increases with mass and decreases with the distance between the bodies.</p> <p>Q&A: John was watching the physics calculator and noted a profound finding. As the mass decreases, the pull of the gravitational force A) Decreases B) Increases.</p> | <p>Type: <i>Prediction</i></p> <p>Cause: <i>mass</i></p> <p>Effect: <i>gravitational force</i></p> <p>Polarity: +</p> <p>World: <i>mass decreases</i></p> <p>Value: \downarrow</p> <p>Deduction: <i>mass decreases will cause less gravitational force.</i></p> |
| <p>ID:QRQA-10228-1</p> <p>Knowledge: The larger the light collecting area, the more light a telescope gathers and the higher resolution (ability to see fine detail) it has.</p> <p>Q&A: Compared to a 1 inch wide telescope, would a 100 meter telescope collect A) more light B) less light?</p> | <p>Type: <i>Comparison</i></p> <p>Cause: <i>collecting area</i></p> <p>Effect: <i>light</i></p> <p>Polarity: +</p> <p>World 1: <i>1 inch wide telescope</i></p> <p>World 2: <i>100 meter telescope</i></p> <p>Comparison: <</p> <p>Deduction: <i>1 inch wide telescope will cause less light than 100 meter telescope.</i></p> |
| <p>ID:QRQA-10228-1-flip</p> <p>Knowledge: The larger the light collecting area, the more light a telescope gathers and the higher resolution (ability to see fine detail) it has.</p> <p>Q&A: Compared to a 100 meter wide telescope, would a 1 inch telescope collect A) more light B) less light?</p> | <p>Type: <i>Comparison</i></p> <p>Cause: <i>collecting area</i></p> <p>Effect: <i>light</i></p> <p>Polarity: +</p> <p>World 1: <i>100 meter wide telescope</i></p> <p>World 2: <i>1 inch telescope</i></p> <p>Comparison: ></p> <p>Deduction: <i>100 meter wide telescope will cause more light than 1 inch telescope.</i></p> |

Table 8