

Banner appropriate to article type will appear here in typeset article

Discontinuous Transitions Towards Vortex Condensates in Buoyancy-Driven Rotating Turbulence: Analogies with First-Order Phase Transitions

Xander M. de Wit¹, Andrés J. Aguirre Guzmán¹, Herman J. H. Clercx¹ and Rudie P. J. Kunnen¹†

¹Fluids and Flows group, Department of Applied Physics and J. M. Burgers Centre for Fluid Dynamics, Eindhoven University of Technology, P.O. Box 513, 5600 MB Eindhoven, Netherlands

(Received xx; revised xx; accepted xx)

Using direct numerical simulations of rotating Rayleigh-Bénard convection, we explore the transitions between turbulent states from a 3D flow state towards a quasi-2D condensate known as the large-scale vortex (LSV). We vary the Rayleigh number Ra as control parameter and study the system response (strength of the LSV) in terms of order parameters assessing the energetic content in the flow and the upscale energy flux. By sensitively probing the boundaries of the domain of existence of the LSV, we find discontinuous transitions and we identify the presence of a hysteresis loop as well as nucleation & growth type of dynamics, manifesting a remarkable correspondence with first-order phase transitions in equilibrium statistical mechanics. We show furthermore that the creation of the condensate state coincides with a discontinuous transition of the energy transport into the largest mode of the system.

Key words:

1. Introduction

A hallmark feature of 3D turbulence is the forward energy cascade, transporting kinetic energy from large scales to ever smaller scales as described by the celebrated theory of Kolmogorov (1941). In many geophysical and astrophysical flows, however, velocity fluctuations are largely suppressed in one direction as a consequence of, for example, confinement (Benavides & Alexakis 2017; Musacchio & Boffetta 2017, 2019), strong magnetic fields (Alexakis 2011; Seshasayanan *et al.* 2014) or fast rotation (Smith *et al.* 1996; Seshasayanan & Alexakis 2018; Pestana & Hickel 2019; van Kan & Alexakis 2020), rendering the flow quasi-2D. This leads to the development of an inverse energy flux, akin to fully 2D turbulence (Kraichnan 1967; Batchelor 1969), transporting energy from smaller to larger scales. Ultimately, this can lead to accumulation of kinetic energy at the largest available scales, followed by condensation into a vertically coherent large-scale vortex (LSV) structure

† Email address for correspondence: r.p.j.kunnen@tue.nl

at the domain size (see [Alexakis & Biferale 2018](#), for a recent review). These LSVs are believed to play a crucial role in for example the formation of the Earth’s magnetic field ([Aurnou *et al.* 2015](#); [Guervilly *et al.* 2015](#); [Roberts & King 2013](#)).

We approach the transition from a 3D forward cascading state to the condensate state from the viewpoint of statistical mechanics, considering the behaviour of an order parameter that measures the strength of the LSV as a function of a control parameter of the flow throughout this transition. Although turbulent flow systems are inherently out-of-equilibrium due to the dissipative character of turbulence itself, it has been surmised that the large scale dynamics of these condensate states may be in close resemblance with statistical-physical thermal equilibrium states, though this remains conjectural ([Alexakis & Biferale 2018](#); [Bouchet & Venaille 2012](#)). Nonetheless, classifying the transitions to condensate states from a framework of phase transitions in equilibrium statistical mechanics has shown to be an insightful approach in various other rotating flow systems ([Alexakis 2015](#); [Yokoyama & Takaoka 2017](#); [Seshasayanan & Alexakis 2018](#)).

These earlier works, however, have focused on more artificial, idealised flow models where the turbulent forcing occurs at a single well-defined length scale. Here, we characterise the LSV transition in a natural, broadband-forced system of rotating convection, which is ubiquitous in geophysical and astrophysical flows. In this system, [Favier *et al.* \(2019\)](#) have shown a bistability of an LSV with a non-LSV state at the same parameter values, depending on the initial conditions. The natural buoyant forcing over a broad range of scales obfuscates the strict separation of the injection, dissipation and condensation scale. Although one may expect that in such natural and vigorously fluctuating turbulent systems, any transitions between different states are washed out and become gradual, we find that the transition towards the condensate state is in fact sharp and discontinuous and we will show the noteworthy analogy with first-order phase transitions.

Such abrupt transitions between turbulent states in a more general sense are a remarkable feature of fluid turbulence and have received much recent interest, being observed in various different flow settings, e.g. in torque measurements of Taylor-Couette and Von Kármán flows ([Huisman *et al.* 2014](#); [Ravelet *et al.* 2004](#); [Saint-Michel *et al.* 2013](#)), in states of stochastically forced 2D and 3D turbulence ([Bouchet & Simonnet 2009](#); [Bouchet *et al.* 2019](#); [Iyer *et al.* 2017](#)), and in reversals of large scale dynamics in thin layers ([Sommeria 1986](#); [Michel *et al.* 2016](#); [Dallas *et al.* 2020](#)). These type of abrupt transitions are surmised to play an important role in, for example, climate research ([Weeks *et al.* 1997](#); [Herbert *et al.* 2020](#); [Jackson & Wood 2018](#)) and in understanding the geomagnetic reversal ([Pétrélis *et al.* 2009](#); [Berhanu *et al.* 2007](#)).

2. Numerical approach

We consider the canonical system of rotating Rayleigh-Bénard convection, in which the flow is driven by buoyancy through a temperature difference ΔT between the bottom and top of the domain, whilst being simultaneously affected by strong background rotation Ω along the vertical axis. The input space to this problem is described by three dimensionless numbers: the Rayleigh number $Ra = g\alpha\Delta TH^3/(\nu\kappa)$, quantifying the strength of the thermal forcing, the Ekman number $Ek = \nu/(2\Omega H^2)$, representing the (inverse) strength of rotation and the Prandtl number $Pr = \nu/\kappa$, containing the diffusive properties of the fluid. Here, g denotes gravitational acceleration, H is the domain height and α , ν and κ represent the thermal expansion coefficient, kinematic viscosity and thermal diffusivity of the fluid, respectively. The system is non-dimensionalized into convective units using H , ΔT and the free-fall velocity $U = \sqrt{g\alpha\Delta TH}$.

We solve the full governing set of Boussinesq Navier-Stokes equations through direct

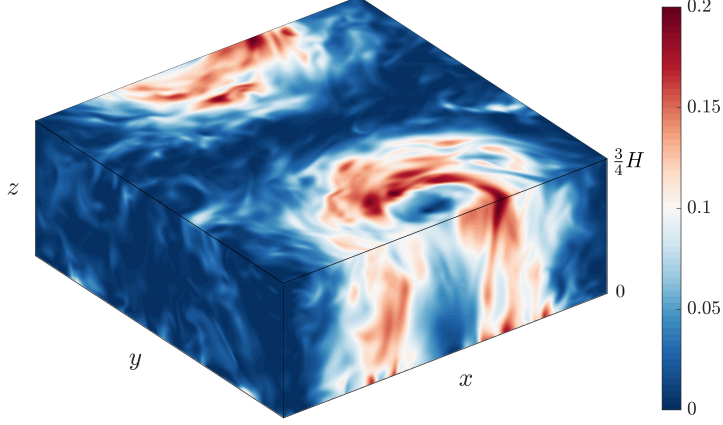


Figure 1: Snapshot of horizontal kinetic energy (in units of U^2) of the LSV-forming case $Ra = 1.7 \times 10^7$, truncated at three-quarter height to reveal a cross section of the LSV.

numerical simulation (DNS), employing the finite-difference code described in [Verzicco & Orlandi \(1996\)](#) and [Ostilla-Monico *et al.* \(2015\)](#) on a Cartesian grid with periodic sidewalls and stress-free boundary conditions at the top and bottom. For the width D of the domain, we choose $D/H = 10\mathcal{L}_c$ with $\mathcal{L}_c = 4.8Ek^{1/3}$ the most unstable wavelength at onset of convection ([Chandrasekhar 1961](#)). We use resolutions of $256 \times 256 \times (128-144)$, ensuring at least 10 grid cells within the thermal boundary layers and we resolve down to less than two times the Kolmogorov length, which is well within the limits established by [Verzicco & Camussi \(2003\)](#).

For numerical convenience, we use $Pr = 1$ and $Ek = 10^{-4}$, for which stable LSVs have been observed in earlier DNSs over a limited range of Ra ([Favier *et al.* 2014](#); [Guervilly *et al.* 2014](#); [Favier *et al.* 2019](#)). Upon increasing Ra from the onset of convection, the two boundaries of the domain of existence of the LSV are crossed. At the low- Ra transition, the LSV develops as sufficient turbulent forcing is obtained to set-up the upscale transport into the condensate, whereas at the high- Ra transition, the LSV breaks down as too strong thermal forcing renders the flow insufficiently rotationally constrained, breaking the quasi-2D conditions for upscale energy flux ([Favier *et al.* 2014](#); [Guervilly *et al.* 2014](#)). We carry out a total of 46 runs at varying Ra , concentrated around both LSV transitions.

In order to analyse the LSV, we decompose the flow field $\mathbf{u} = u\mathbf{e}_x + v\mathbf{e}_y + w\mathbf{e}_z$ into a 2D (vertically averaged) barotropic flow and a 3D (depth-dependent) baroclinic flow (following [Aguirre Guzmán *et al.* 2020](#); [Favier *et al.* 2019, 2014](#); [Julien *et al.* 2012](#); [Maffei *et al.* 2021](#); [Rubio *et al.* 2014](#)), i.e. $\mathbf{u} = \mathbf{u}^{2D} + \mathbf{u}^{3D}$, where

$$\mathbf{u}^{2D} = \bar{u}\mathbf{e}_x + \bar{v}\mathbf{e}_y, \quad \mathbf{u}^{3D} = \underbrace{(u - \bar{u})}_{u'}\mathbf{e}_x + \underbrace{(v - \bar{v})}_{v'}\mathbf{e}_y + w\mathbf{e}_z, \quad (2.1)$$

where the overbar $\bar{\dots}$ denotes vertical averaging. Since the LSV is a largely vertically coherent structure (see figure 1), it resides primarily in the 2D field, whereas the turbulent baroclinic fluctuations are captured by the 3D field. Accordingly, we decompose the total kinetic energy $E_{\text{tot}} = \frac{1}{2}\langle |\mathbf{u}|^2 \rangle$ into 2D and (horizontal and vertical) 3D contributions $E_{\text{tot}} = E^{2D} + E_H^{3D} + E_V^{3D}$ as

$$E^{2D} = \frac{1}{2}\langle \bar{u}^2 + \bar{v}^2 \rangle, \quad E_H^{3D} = \frac{1}{2}\langle u'^2 + v'^2 \rangle, \quad E_V^{3D} = \frac{1}{2}\langle w^2 \rangle, \quad (2.2)$$

where angular brackets $\langle \dots \rangle$ represent an average over the full spatial domain. We also

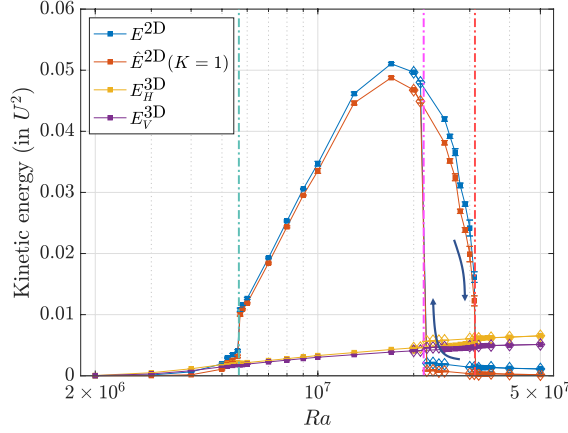


Figure 2: Averaged kinetic energy components as a function of Ra . Filled squares: upper hysteretic branch of the high- Ra transition; open diamonds: lower hysteretic branch. The cyan dashed-dotted line denotes the low- Ra LSV transition, whilst the magenta and red lines denote the LSV transition of the lower and upper branch of the high- Ra transition, respectively.

consider the energy spectrum of the 2D flow from its Fourier transform $\hat{\mathbf{u}}_{k_x k_y}^{2D}$ as

$$\hat{E}^{2D}(K) = \sum_{K \leq \sqrt{k_x^2 + k_y^2} < K+1} \frac{1}{2} |\hat{\mathbf{u}}_{k_x k_y}^{2D}|^2, \quad (2.3)$$

where we normalise the wavenumber K by the box-size mode $2\pi/D$, such that the LSV occupies the $K = 1$ mode of the spectrum.

3. Results

In figure 2, the different components of kinetic energy are provided over the range of considered Ra , crossing both LSV transitions. From the (largest mode of) 2D energy that captures the LSV, we find a substantial discontinuity at both boundaries of the LSV state. At the high- Ra transition, we find that this transition is hysteretic: the morphology of the flow depends on its history c.q. its initial conditions. These findings are in line with Favier *et al.* (2019), showing this bistability of an LSV and a non-LSV state for one case in this parameter range. For decreasing Ra from a non-LSV state, the lower branch of the hysteresis loop is followed (open diamonds), whilst for increasing Ra from an LSV state, the flow adheres to the upper hysteretic branch (filled squares), see figure 2. Note the remarkably large discontinuity in the lower hysteretic branch, where the flow transitions directly from a non-LSV state into nearly the strongest LSV forming state. Hysteresis in the LSV transition has also been observed in a rotating flow system with a *sharp bandwidth* Taylor-Green forcing (Yokoyama & Takaoka 2017).

At the low- Ra transition, on the other hand, no hysteresis is observed. Considering the cases directly above the LSV transition, however, we find that the growth of the LSV from a non-LSV state is non-monotonic: the flow shows an evident plateau during which the LSV has not yet developed, before finally growing relatively suddenly into the stable LSV state, see figure 3a. The flow in this plateau state shows morphological similarities with the jet state observed in rectangular domains (Guervilly & Hughes 2017; Julien *et al.* 2018), but alternates between being predominantly in the x - and y -direction. We hypothesise that the growth behaviour found here signifies a nucleation & growth type of dynamics that is

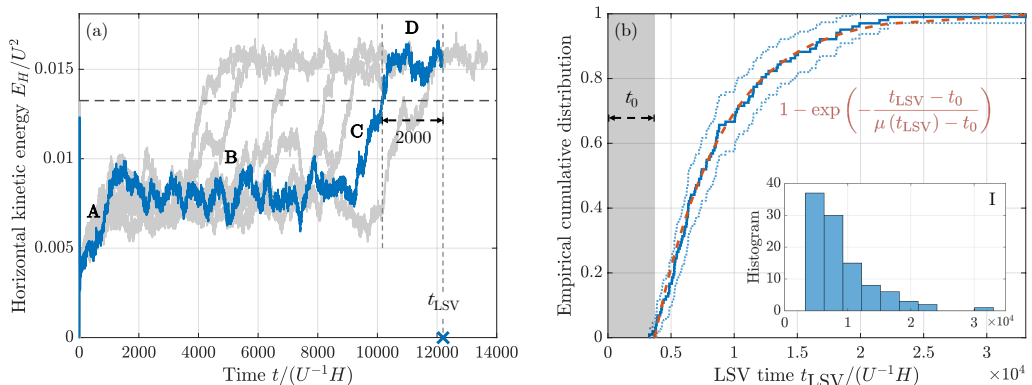


Figure 3: Panel (a): time evolution of horizontal kinetic energy of seven of the runs in the ensemble of the LSV-forming case $Ra = 6 \times 10^6$ close to the transition. We distinguish four stages: an initialisation phase (A), a metastable underdeveloped plateau state showing alternating jets (B), (quick) growth of the LSV (C) and the stably developed LSV state (D). The horizontal dashed line denotes the threshold to be crossed and sustained for 2000 convective time units ($U^{-1}H$) before the LSV is said to be completely developed, which defines the time point t_{LSV} , depicted by the blue cross. Panel (b): cumulative distribution of t_{LSV} of the ensemble (blue solid line) with 95% confidence bounds (blue dotted lines). It is fitted by an exponential distribution (red dashed line) as provided by (3.1) and in the figure. Inset (I) shows the histogram corresponding to the same distribution.

observed in plentiful different systems throughout physics (Matsumoto *et al.* 2002; Watanabe *et al.* 2010; Garmann *et al.* 2019; Metaxas *et al.* 2019). To substantiate this conjecture, we simulate an ensemble of 100 additional runs at $Ra = 6 \times 10^6$ with statistically perturbed initial conditions, using a reduced resolution of $128 \times 128 \times 72$ for computational feasibility. Classical nucleation theory (Volmer & Weber 1926; Becker & Döring 1935; Zeldovich 1942) then predicts an exponential distribution of the waiting time spent in the metastable plateau state (stage B in figure 3a).

To investigate this distribution, we define a time point t_{LSV} at which the LSV is said to have stably developed once a threshold of horizontal kinetic energy is surpassed and sustained for 2000 convective time units, see figure 3a. The obtained empirical cumulative distribution is then fitted with an exponential distribution

$$CDF(t_{LSV}) = 1 - \exp\left(-\frac{t_{LSV} - t_0}{\underbrace{\mu(t_{LSV}) - t_0}_{\tau_W}}\right), \quad (3.1)$$

where the fit parameter t_0 can be interpreted as the (fixed) contributions of the initialisation, growth and stable LSV stages (A, C and D in figure 3a). Here, $\mu(t_{LSV})$ denotes the mean of t_{LSV} , providing the maximum-likelihood estimate for the typical waiting time τ_W in this distribution. Figure 3b shows that there is excellent agreement between the hypothesised and the obtained distribution: the exponential distribution remains everywhere in between the 95% confidence bounds of the empirical distribution. Signs of exponentiality of waiting times have been observed in the LSV-forming system of *sharp bandwidth* forced thin-layer turbulence (van Kan *et al.* 2019). Our findings indicate that, indeed, the turbulent fluctuations must somehow randomly ‘nucleate’ the LSV in order to commence its growth. Unfortunately, an extended analysis of how the mean transition time evolves for changing Ra , repeating the ensemble average approach for all points in the considered parameter space, is currently out of computational reach for rotating convection.

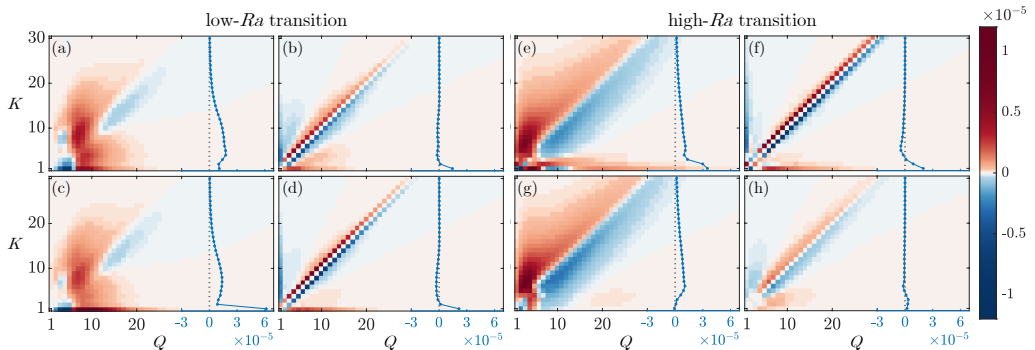


Figure 4: Time-averaged kinetic energy transport from 3D (left panels) or 2D (right panels) modes Q to 2D modes K , i.e. $T_{3D}(K, Q)$ and $T_{2D}(K, Q)$, respectively, in units of $U^3 H^{-1}$. Blue lines denote $\overline{T}_{3D}(K)$ (left) and $\overline{T}_{2D}(K)$ (right). The low- Ra transition is crossed from (a,b) [$Ra = 5.6 \times 10^6$] to (c,d) [$Ra = 5.7 \times 10^6$], whilst the high- Ra transition of the upper hysteretic branch is crossed from (e,f) [$Ra = 3.10 \times 10^7$] to (g,h) [$Ra = 3.13 \times 10^7$].

It is now insightful to interpret our findings from the perspective of phase transitions in equilibrium statistical mechanics. The non-LSV state and the LSV state can then be understood as two distinct minima, separated by a barrier in the ‘free energy’, or perhaps here more appropriately, a barrier of reduced flow stability. Near the low- Ra transition, this barrier is surmountable through the turbulent fluctuations, leading to the characteristic nucleation & growth type of dynamics as predicted by classical nucleation theory. At the high- Ra transition, however, the barrier is larger and becomes insurmountable within any physically realisable timescale. This results in the observed hysteresis, where again, we accordingly anticipate the same nucleation & growth dynamics upon crossing the transition within the respective hysteretic branch as the same sudden growth behaviour is observed (not shown).[†] This shows, from the viewpoint of equilibrium statistical mechanics, the pertinent analogy of these discontinuous flow transitions with first-order phase transitions (Binder 1987).

To understand how the LSV is energetically sustained, we compute the shell-to-shell kinetic energy transfer (see Dar *et al.* 2001; Alexakis *et al.* 2005; Mininni *et al.* 2005, 2009; Verma *et al.* 2017; Verma 2019), distinguishing the 3D to 2D (baroclinic to barotropic) transport (following also Rubio *et al.* 2014; Aguirre Guzmán *et al.* 2020)

$$T_{3D}(K, Q) = -\left\langle \mathbf{u}_K^{2D} \cdot (\mathbf{u}^{3D} \cdot \nabla \mathbf{u}_Q^{3D}) \right\rangle, \quad (3.2a)$$

and the 2D to 2D (barotropic to barotropic) transport

$$T_{2D}(K, Q) = -\left\langle \mathbf{u}_K^{2D} \cdot (\mathbf{u}^{2D} \cdot \nabla \mathbf{u}_Q^{2D}) \right\rangle, \quad (3.2b)$$

describing the energetic transport into the Fourier-filtered 2D flow field \mathbf{u}_K^{2D} of wavenumber K from 3D and 2D modes Q through triadic interactions arising from the advective term of Navier-Stokes. If $T_{3D}, T_{2D} > 0$, there is a net transfer of kinetic energy from mode Q to mode K and vice-versa. We also consider the transport into 3D mode K from the full (unfiltered) flow components $\overline{T}_{3D}(K) = \sum_Q T_{3D}(K, Q)$ and $\overline{T}_{2D}(K) = \sum_Q T_{2D}(K, Q)$, by summing over the donating modes Q .

[†] Conversely, for completeness, one can also remark that it seems plausible to expect that in other parts of the parameter space, also in the low- Ra transition a small hysteresis loop may open up if its barrier grows, though this is not observed for the parameters considered here.

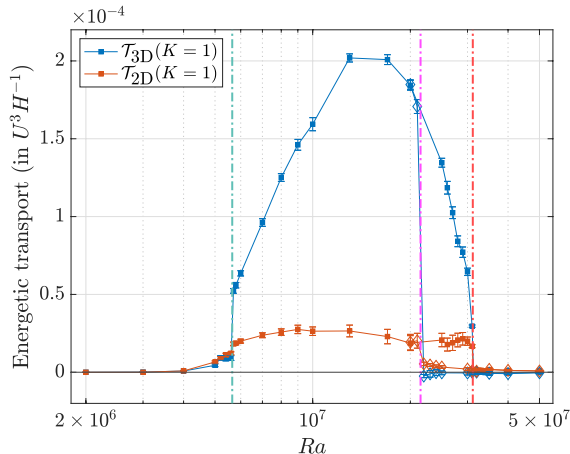


Figure 5: Total 3D $\mathcal{T}_{3D}(K=1)$ (blue) and 2D $\mathcal{T}_{2D}(K=1)$ (red) transport of kinetic energy into the 2D $K=1$ mode averaged over time as a function of Ra . Symbols and vertical lines are as in figure 2.

The results for the shell-to-shell energy transfer throughout the LSV transitions are provided in figure 4. The two main energy fluxes are apparent in both T_{3D} and T_{2D} . Near the diagonal, one can observe the direct forward cascade, transporting energy from Q to slightly higher modes K . In the bottom row $K=1$, the upscale energy flux into the LSV can be appreciated. This energy flux is non-local: energy is transported directly from virtually all scales in the system into the box scale of the LSV, without participation of intermediate scales.

Figure 5 shows the energetic transport into the box-size mode as a function of Ra . It makes clear that also the upscale transport into the LSV exhibits a discontinuous transition. Furthermore, we can observe that the 3D transport is the dominant component in the forcing of the LSV.

We argue that this upscale transport provides a clue to understand the physical mechanism behind the observed nucleation & growth and hysteretic behavior. As also detailed in Rubio *et al.* (2014) and Favier *et al.* (2019), the upscale transport contains a positive feedback loop, where the presence of the LSV itself enhances the upscale transport into the box-size mode. The exact nature of how the LSV interacts energetically with its 3D turbulent background is an interesting non-trivial question to explore in future work, which goes beyond considerations purely in Fourier space as well, by looking at individual vortex interactions, for example. The existence of such a positive feedback loop, however, seems intuitive: the predominantly cyclonic LSV locally increases the total vorticity (background rotation + flow vorticity), thereby strengthening the quasi-2D conditions and hence the upscale transport. This mechanism allows the LSV to develop once it is ‘nucleated’ and lets the LSV remain stably self-sustained over the hysteresis loop.

4. Conclusions

We have described the fluid turbulence transition into a quasi-2D condensate state in a natural broadband-forced system of rotating Rayleigh-Bénard convection, where the transition is sharply discontinuous, in spite of the lack of a clear separation of scales. We provide evidence of nucleation & growth and hysteresis in these transitions, exhibiting the profound correspondence with first-order phase transitions in equilibrium statistical

mechanics. Furthermore, the correspondence of our findings with certain aspects of the LSV transition in other, artificially forced, flow systems, as remarked in the text, ultimately shows that this peculiar type of transition is a relevant and robust phenomenon that survives even in the geo- and astrophysically relevant flow of rotating convection, being one of the principal sources of fluid motion in nature.

Acknowledgments

We thank W.G. Ellenbroek for careful reading of the manuscript. A.J.A.G. and R.P.J.K. received funding from the European Research Council (ERC) under the European Union's Horizon 2020 research and innovation programme (Grant Agreement No. 678634). We are grateful for the support of the Netherlands Organisation for Scientific Research (NWO) for the use of supercomputer facilities (Cartesius) under Grants No. 2019.005 and No. 2020.009.

Declaration of Interests

The authors report no conflict of interest.

REFERENCES

- AGUIRRE GUZMÁN, A. J., MADONIA, M., CHENG, J. S., OSTILLA-MÓNICO, R., CLERCX, H. J. H. & KUNNEN, R. P. J. 2020 Competition between Ekman Plumes and Vortex Condensates in Rapidly Rotating Thermal Convection. *Phys. Rev. Lett.* **125** (21), 214501.
- ALEXAKIS, A. 2011 Two-dimensional behavior of three-dimensional magnetohydrodynamic flow with a strong guiding field. *Phys. Rev. E* **84** (5), 056330.
- ALEXAKIS, A. 2015 Rotating Taylor-Green flow. *J. Fluid Mech.* **769**, 46–78.
- ALEXAKIS, A. & BIFERALE, L. 2018 Cascades and transitions in turbulent flows. *Phys. Rep.* **767-769**, 1–101.
- ALEXAKIS, A., MININNI, P. D. & POUQUET, A. 2005 Shell-to-shell energy transfer in magnetohydrodynamics. I. Steady state turbulence. *Phys. Rev. E* **72** (4), 046301.
- AURNOU, J. M., CALKINS, M. A., CHENG, J. S., JULIEN, K., KING, E. M., NIEVES, D., SODERLUND, K. M. & STELLMACH, S. 2015 Rotating convective turbulence in Earth and planetary cores. *Phys. Earth Planet. Inter.* **246**, 52–71.
- BATCHELOR, G. K. 1969 Computation of the energy spectrum in homogeneous two-dimensional turbulence. *Phys. Fluids* **12** (12), II–233.
- BECKER, R. & DÖRING, W. 1935 Kinetische Behandlung der Keimbildung in übersättigten Dämpfen. *Ann. Phys.* **416** (8), 719–752.
- BENAVIDES, S. J. & ALEXAKIS, A. 2017 Critical transitions in thin layer turbulence. *J. Fluid Mech.* **822**, 364–385.
- BERHANU, M., MONCHAUX, R., FAUVE, S., MORDANT, N., PÉTRÉLIS, F., CHIFFAUDEL, A., DAVIAUD, F., DUBRULLE, B., MARIÉ, L., RAVELET, F., BOURGOIN, M., ODIER, PH., PINTON, J.-F. & VOLK, R. 2007 Magnetic field reversals in an experimental turbulent dynamo. *EPL* **77** (5), 59001.
- BINDER, K. 1987 Theory of first-order phase transitions. *Rep. Prog. Phys.* **50** (7), 783–859.
- BOUCHET, F., ROLLAND, J. & SIMONNET, E. 2019 Rare Event Algorithm Links Transitions in Turbulent Flows with Activated Nucleations. *Phys. Rev. Lett.* **122** (7), 074502.
- BOUCHET, F. & SIMONNET, E. 2009 Random Changes of Flow Topology in Two-Dimensional and Geophysical Turbulence. *Phys. Rev. Lett.* **102** (9), 094504.
- BOUCHET, F. & VENAILLE, A. 2012 Statistical mechanics of two-dimensional and geophysical flows. *Phys. Rep.* **515** (5), 227–295.
- CHANDRASEKHAR, S. 1961 *Hydrodynamic and Hydromagnetic Stability*. Oxford University Press.
- DALLAS, V., SESHASAYANAN, K. & FAUVE, S. 2020 Transitions between turbulent states in a two-dimensional shear flow. *Phys. Rev. Fluids* **5** (8), 084610.
- DAR, G., VERMA, M. K. & ESWARAN, V. 2001 Energy transfer in two-dimensional magnetohydrodynamic turbulence: Formalism and numerical results. *Physica D* **157** (3), 207–225.

- FAVIER, B., GUERVILLY, C. & KNOBLOCH, E. 2019 Subcritical turbulent condensate in rapidly rotating Rayleigh-Bénard convection. *J. Fluid Mech.* **864**, R1.
- FAVIER, B., SILVERS, L. J. & PROCTOR, M. R. E. 2014 Inverse cascade and symmetry breaking in rapidly rotating Boussinesq convection. *Phys. Fluids* **26** (9), 096605.
- GARMANN, R. F., GOLDFAIN, A. M. & MANOHARAN, V. N. 2019 Measurements of the self-assembly kinetics of individual viral capsids around their RNA genome. *Proc. Natl. Acad. Sci.* **116** (45), 22485–22490.
- GUERVILLY, C. & HUGHES, D. W. 2017 Jets and large-scale vortices in rotating Rayleigh-Bénard convection. *Phys. Rev. Fluids* **2** (11), 113503.
- GUERVILLY, C., HUGHES, D. W. & JONES, C. A. 2014 Large-scale vortices in rapidly rotating Rayleigh-Bénard convection. *J. Fluid Mech.* **758**, 407–435.
- GUERVILLY, C., HUGHES, D. W. & JONES, C. A. 2015 Generation of magnetic fields by large-scale vortices in rotating convection. *Phys. Rev. E* **91** (4), 041001(R).
- HERBERT, C., CABALLERO, R. & BOUCHET, F. 2020 Atmospheric Bistability and Abrupt Transitions to Superrotation: Wave-Jet Resonance and Hadley Cell Feedbacks. *J. Atmos. Sci.* **77** (1), 31–49.
- HUISMAN, S. G., VAN DER VEEN, R. C. A., SUN, C. & LOHSE, D. 2014 Multiple states in highly turbulent Taylor-Couette flow. *Nat. Commun.* **5** (1), 1–5.
- IYER, K. P., BONACCORSO, F., BIFERALE, L. & TOSCHI, F. 2017 Multiscale anisotropic fluctuations in sheared turbulence with multiple states. *Phys. Rev. Fluids* **2** (5), 052602(R).
- JACKSON, L. C. & WOOD, R. A. 2018 Hysteresis and Resilience of the AMOC in an Eddy-Permitting GCM. *Geophys. Res. Lett.* **45** (16), 8547–8556.
- JULIEN, K., KNOBLOCH, E. & PLUMLEY, M. 2018 Impact of domain anisotropy on the inverse cascade in geostrophic turbulent convection. *J. Fluid Mech.* **837**, R4.
- JULIEN, K., RUBIO, A. M., GROOMS, I. & KNOBLOCH, E. 2012 Statistical and physical balances in low Rossby number Rayleigh-Bénard convection. *Geophys. Astrophys. Fluid Dyn.* **106** (4-5), 392–428.
- VAN KAN, A. & ALEXAKIS, A. 2020 Critical transition in fast-rotating turbulence within highly elongated domains. *J. Fluid Mech.* **899**, A33.
- VAN KAN, A., NEMOTO, T. & ALEXAKIS, A. 2019 Rare transitions to thin-layer turbulent condensates. *J. Fluid Mech.* **878**, 356–369.
- KOLMOGOROV, A. N. 1941 Dissipation of energy in isotropic turbulence. *Dokl. Akad. Nauk SSSR* **32**, 19–21.
- KRAICHNAN, R. H. 1967 Inertial ranges in two-dimensional turbulence. *Phys. Fluids* **10** (7), 1417–1423.
- MAFFEI, S., KROUSS, M. J., JULIEN, K. & CALKINS, M. A. 2021 On the inverse cascade and flow speed scaling behavior in rapidly rotating Rayleigh-Bénard convection. *J. Fluid Mech.* **913**, A18.
- MATSUMOTO, M., SAITO, S. & OHMINE, I. 2002 Molecular dynamics simulation of the ice nucleation and growth process leading to water freezing. *Nature* **416** (6879), 409–413.
- METAXAS, P. J., LIM, V. W. S., BOOTH, C., ZHEN, J., STANWIX, P. L., JOHNS, M. L., AMAN, Z. M., HAANDRIKMAN, G., CROSBY, D. & MAY, E. F. 2019 Gas hydrate formation probability distributions: Induction times, rates of nucleation and growth. *Fuel* **252**, 448–457.
- MICHEL, G., HERAULT, J., PÉTRÉLIS, F. & FAUVE, S. 2016 Bifurcations of a large-scale circulation in a quasi-bidimensional turbulent flow. *EPL* **115** (6), 64004.
- MININNI, P. D., ALEXAKIS, A. & POUQUET, A. 2005 Shell-to-shell energy transfer in magnetohydrodynamics. II. Kinematic dynamo. *Phys. Rev. E* **72** (4), 046302.
- MININNI, P. D., ALEXAKIS, A. & POUQUET, A. 2009 Scale interactions and scaling laws in rotating flows at moderate Rossby numbers and large Reynolds numbers. *Phys. Fluids* **21** (1), 015108.
- MUSACCHIO, S. & BOFFETTA, G. 2017 Split energy cascade in turbulent thin fluid layers. *Phys. Fluids* **29** (11), 111106.
- MUSACCHIO, S. & BOFFETTA, G. 2019 Condensate in quasi-two-dimensional turbulence. *Phys. Rev. Fluids* **4** (2), 022602(R).
- OSTILLA-MONICO, R., YANG, Y., VAN DER POEL, E. P., LOHSE, D. & VERZICCO, R. 2015 A multiple-resolution strategy for Direct Numerical Simulation of scalar turbulence. *J. Comput. Phys.* **301**, 308–321.
- PESTANA, T. & HICKEL, S. 2019 Regime transition in the energy cascade of rotating turbulence. *Phys. Rev. E* **99** (5), 053103.
- PÉTRÉLIS, F., FAUVE, S., DORMY, E. & VALET, J.-P. 2009 Simple Mechanism for Reversals of Earth’s Magnetic Field. *Phys. Rev. Lett.* **102** (14), 144503.
- RAVELET, F., MARIÉ, L., CHIFFAUDEL, A. & DAVIAUD, F. 2004 Multistability and Memory Effect in a Highly Turbulent Flow: Experimental Evidence for a Global Bifurcation. *Phys. Rev. Lett.* **93** (16), 164501.
- ROBERTS, P. H. & KING, E. M. 2013 On the genesis of the Earth’s magnetism. *Rep. Progr. Phys.* **76** (9), 096801.

- RUBIO, A. M., JULIEN, K., KNOBLOCH, E. & WEISS, J. B. 2014 Upscale Energy Transfer in Three-Dimensional Rapidly Rotating Turbulent Convection. *Phys. Rev. Lett.* **112** (14), 144501.
- SAINT-MICHEL, B., DUBRULLE, B., MARIÉ, L., RAVELET, F. & DAVIAUD, F. 2013 Evidence for Forcing-Dependent Steady States in a Turbulent Swirling Flow. *Phys. Rev. Lett.* **111** (23), 234502.
- SESHASAYANAN, K. & ALEXAKIS, A. 2018 Condensates in rotating turbulent flows. *J. Fluid Mech.* **841**, 434–462.
- SESHASAYANAN, K., BENAVIDES, S. J. & ALEXAKIS, A. 2014 On the edge of an inverse cascade. *Phys. Rev. E* **90** (5), 051003(R).
- SMITH, L. M., CHASNOV, J. R. & WALEFFE, F. 1996 Crossover from Two- to Three-Dimensional Turbulence. *Phys. Rev. Lett.* **77** (12), 2467–2470.
- SOMMERIA, J. 1986 Experimental study of the two-dimensional inverse energy cascade in a square box. *J. Fluid Mech.* **170** (2), 139–168.
- VERMA, M. K. 2019 *Energy Transfers in Fluid Flows: Multiscale and Spectral Perspectives*. Cambridge University Press.
- VERMA, M. K., KUMAR, A. & PANDEY, A. 2017 Phenomenology of buoyancy-driven turbulence: Recent results. *New J. Phys.* **19** (2), 025012.
- VERZICCO, R. & CAMUSSI, R. 2003 Numerical experiments on strongly turbulent thermal convection in a slender cylindrical cell. *J. Fluid Mech.* **477**, 19–49.
- VERZICCO, R. & ORLANDI, P. 1996 A finite-difference scheme for three-dimensional incompressible flows in cylindrical coordinates. *J. Comput. Phys.* **123** (2), 402–414.
- VOLMER, M. & WEBER, A. Z. 1926 Nucleus Formation in Supersaturated Systems. *Z. Phys. Chem.* **119**, 277–301.
- WATANABE, H., SUZUKI, M. & ITO, N. 2010 Cumulative distribution functions associated with bubble-nucleation processes in cavitation. *Phys. Rev. E* **82** (5), 051604.
- WEEKS, E. R., TIAN, Y., URBACH, J. S., IDE, K., SWINNEY, H. L. & GHIL, M. 1997 Transitions Between Blocked and Zonal Flows in a Rotating Annulus with Topography. *Science* **278** (5343), 1598–1601.
- YOKOYAMA, N. & TAKAOKA, M. 2017 Hysteretic transitions between quasi-two-dimensional flow and three-dimensional flow in forced rotating turbulence. *Phys. Rev. Fluids* **2** (9), 092602(R).
- ZELDOVICH, J. B. 1942 Theory of the formation of a new phase. *J. Exp. Theor. Phys.* **12**, 525.