

Stacked Grenander and rearrangement estimators of a discrete distribution

Vladimir Pastukhov
vmpastukhov@yahoo.com

Abstract: In this paper we consider the stacking of isotonic regression and the method of rearrangement with the empirical estimator to estimate a discrete distribution with an infinite support. The estimators are proved to be strongly consistent with \sqrt{n} -rate of convergence. We obtain the asymptotic distributions of the estimators and construct the asymptotically correct conservative global confidence bands. We show that stacked Grenander estimator outperforms the stacked rearrangement estimator. The new estimators behave well even for small sized data sets and provide a trade-off between goodness-of-fit and shape constraints.

MSC 2010 subject classifications: 62E20, 62G07, 62G20.

Keywords and phrases: Constrained inference, isotonic regression, Grenander estimator, discrete distribution, cross-validation, model stacking, smoothing.

Contents

1	Introduction	0
2	Statement of the problem and notation	2
3	Data-driven selection of the mixture parameter β	4
4	Theoretical properties of the estimator	5
4.1	Consistency	6
4.2	Rate of convergence	8
4.3	Asymptotic distribution and global confidence band	10
5	Simulation study	11
5.1	True p.m.f. is decreasing	12
5.2	True p.m.f. is not decreasing	13
6	Conclusion and discussion	15
7	Appendix	16
	References	20

1. Introduction

This work is largely inspired by recent papers in the estimation of discrete distributions with shape constraints. The first paper in this area is [18], where the authors studied the method of rearrangement and maximum likelihood estimator (MLE) of probability mass function (p.m.f.) under monotonicity constraint. The MLE under monotonicity constraint is also known as Grenander estimator. Next, in the paper [12] the authors introduced the least squares estimator of a

discrete distribution under the constraint of convexity and, further, its limiting distribution was obtained in [1]. Furthermore, the MLE of log-concave p.m.f. was studied in detail in [4], and in [19] the problem was generalised to the case of multidimensional discrete support. Next, in paper [3] the authors introduced the MLE of unimodal p.m.f. with unknown support, proved the consistency and obtained the asymptotic distribution. The problem of least squares estimation of a completely monotone p.m.f. was considered in papers [2, 5].

In most of the papers listed above the authors considered both the well- and the mis-specified cases and studied the asymptotic properties of the estimators in both cases. In this work we do not have the mis-specified case in a sense that we assume that the true p.m.f. can be non-monotone and our estimators are strongly consistent even if the true p.m.f. is not decreasing.

The estimators introduced and studied in this paper are in some sense similar to nearly-isotonic regression approach, cf. [31] and [22] for multidimensional case. Nearly-isotonic regression is a convex optimisation problem, which provides intermediate less restrictive solution and the isotonic regression is included in the path of the solutions.

At the same time, our approach is in some sense opposite to liso (lasso-isotone), cf. [13], and to bounded isotonic regression, cf. [21]. The liso is a combination of isotonic regression and lasso penalties, and bounded isotonic regression imposes additional penalisation to the range of the fitted model.

In this paper we combine Grenander estimator and the method of rearrangement with cross-validation-based model-mix concept, cf. [29]. The estimator is constructed as a convex combination of the empirical estimator and Grenander estimator or the empirical estimator and rearrangement estimator. Following the terminology for regression and classification problems in [9, 20, 33], we call the resulting estimators as *stacked Grenander estimator* and *stacked rearrangement estimator*, respectively. Therefore, we do not impose the strict monotonic restriction and let the data decide.

There are several papers where the authors studied a convex combination of the empirical estimator with a prescribed probability vector, cf. [14, 15, 29, 32]. In particular, in [29] the authors proposed the combination of the empirical estimator and a constant p.m.f. with a mixture parameter selected by cross-validation. Also, the minimax estimator of a p.m.f. with respect to ℓ_2 -loss with a fixed known finite support and sample size n is given by a convex combination of the empirical estimator and the uniform distribution with a mixture parameter equal to $\frac{\sqrt{n}}{n+\sqrt{n}}$, cf. [32].

In the case of continuous support, the density estimation via stacking was investigated in [28], where it was shown that the method of stacking performs better than selecting the best model by cross-validation. Next, in [25] the authors studied the approach of linear and convex aggregation of density estimators and, in particular, proved that the aggregation of two estimators allows to combine the advantages of both.

To the authors' knowledge, the problem of staking of shape constrained estimators has not been studied much even in a regression setup, except for the

paper [34]. In the paper [34] the author used a convex combination of linear regression with isotonic regression to obtain a strictly monotonic solution. Also, it is worth to mention the paper [17], where it was shown that in terms of prediction accuracy the simplified relaxed lasso (which is stacking of least squares estimator and lasso) performs almost equally to the lasso in low signal-to-noise ratio regimes, and nearly as well as the best subset selection in high signal-to-noise ratio scenarios.

The paper is organised as follows. In Section 2 we state the problem and introduce notation. The derivation of cross-validation based mixture parameter is given in Section 3. Section 4 is dedicated to the theoretical properties of the estimators such as consistency, rate of convergence and asymptotic distribution. Also, in Section 4 we construct asymptotic confidence bands. In Section 5 we do simulation study to compare the performance of the estimators with empirical, minimax, rearrangement and Grenander estimators. The article closes with a conclusion and a discussion of possible generalisations in Section 6. The ancillary results and the proofs of some statements are given in Appendix. The R code for the simulations is available upon request.

2. Statement of the problem and notation

First, let us introduce notation and several definitions. Assume that z_1, z_2, \dots, z_n is a sample of n i.i.d. random variables with values in \mathbb{N} and generated by a p.m.f. \mathbf{p} . For a given data sample let us create the frequency data $\mathbf{x} = (x_0, \dots, x_t)$, where $x_j = \sum_{i=1}^n 1\{z_i = j\}$ and $t = \sup\{j : x_j > 0\}$ denotes the largest order statistic for the sample.

The empirical estimator of \mathbf{p} is given by

$$\hat{p}_{n,j} = \frac{x_j}{n}, \quad j \in \mathbb{N},$$

and it is strongly consistent, unbiased and asymptotically normal in ℓ_2 -space.

The rearrangement estimator studied in [18] is defined as

$$\hat{\mathbf{r}}_n = \text{rear}(\hat{\mathbf{p}}_n), \quad (2.1)$$

where $\text{rear}(\mathbf{w})$ denotes the reversed-ordered vector. Also, equivalently, the rearrangement estimator can be written as $\hat{r}_{n,j} = \sup\{u : Q_n(u) \leq j\}$, where $Q_n(u) = \#\{k : \hat{p}_{n,k} \geq u\}$.

The MLE of decreasing p.m.f., or Grenander estimator, which we denote by $\hat{\mathbf{g}}_n$, is equivalent to the isotonic regression of the empirical estimator, cf. [6, 18, 26], i.e.

$$\hat{\mathbf{g}}_n = \Pi(\hat{\mathbf{p}}_n | \mathcal{F}^{\text{decr}}) := \underset{\mathbf{f} \in \mathcal{F}^{\text{decr}}}{\text{argmin}} \sum_j [\hat{p}_{n,j} - f_j]^2, \quad (2.2)$$

where $\mathcal{F}^{\text{decr}}$ is the monotonic cone in ℓ_2 , i.e. $\mathcal{F}^{\text{decr}} = \{\mathbf{f} \in \ell_2 : f_0 \geq f_1 \geq \dots\}$, $\hat{\mathbf{p}}_n$ is the empirical estimator and $\Pi(\hat{\mathbf{p}}_n | \mathcal{F}^{\text{decr}})$ denotes the ℓ_2 -projection of $\hat{\mathbf{p}}_n$

onto \mathcal{F}^{decr} ¹.

In our work we construct the estimator in the following way:

$$\hat{\phi}_n = \hat{\beta}_n \hat{\mathbf{h}}_n + (1 - \hat{\beta}_n) \hat{\mathbf{p}}_n, \quad (2.3)$$

where

$$\hat{\mathbf{h}}_n = \begin{cases} \hat{\mathbf{r}}_n, & \text{for the stacked rearrangement estimator,} \\ \hat{\mathbf{g}}_n, & \text{for the stacked Grenander estimator,} \end{cases}$$

with the data-driven selection of β :

$$\hat{\beta}_n = \underset{\beta \in [0,1]}{\operatorname{argmin}} CV(\beta),$$

where $CV(\beta)$ is a cross-validation criterion, which we introduce and study below.

We associate each component x_j of the frequency vector \mathbf{x} with multinomial indicator $\delta^{[j]} \in \mathbb{R}^{t+1}$, given by

$$\delta^{[j]} = (0, \dots, 0, 1, 0, \dots, 0) \quad (2.4)$$

for $j = 0, \dots, t$, cf. [29]. All elements of $\delta^{[j]}$ are zeros, except for the one with index j .

Next, let $\hat{\mathbf{p}}_n^{\setminus [j]}$ for $j = 0, \dots, t$ denote the leave-one-out version of the empirical estimator $\hat{\phi}_n$ for the frequency data $\mathbf{x} = (x_0, \dots, x_t)$, i.e. for j such that $x_j > 0$ let

$$\hat{\mathbf{p}}_n^{\setminus [j]} = \frac{\mathbf{x} - \delta^{[j]}}{n - 1},$$

Next, for the rearrangement estimator, the leave-one-out version is given by

$$\hat{\mathbf{r}}_n^{\setminus [j]} = \operatorname{rear}(\hat{\mathbf{p}}_n^{\setminus [j]}),$$

and for Grenander estimator:

$$\hat{\mathbf{g}}_n^{\setminus [j]} = \Pi(\hat{\mathbf{p}}_n^{\setminus [j]} | \mathcal{F}^{decr}).$$

Therefore, for j such that $x_j > 0$ the leave-one-out versions of stacked rearrangement and stacked Grenander estimators are given by

$$\hat{\phi}_n^{\setminus [j]} = \beta \hat{\mathbf{h}}_n^{\setminus [j]} + (1 - \beta) \hat{\mathbf{p}}_n^{\setminus [j]}, \quad (2.5)$$

with $\hat{\mathbf{h}}_n^{\setminus [j]} = \hat{\mathbf{r}}_n^{\setminus [j]}$ for the case of stacked rearrangement estimator, and $\hat{\mathbf{h}}_n^{\setminus [j]} = \hat{\mathbf{g}}_n^{\setminus [j]}$ for the case of stacked Grenander estimator, respectively.

For an arbitrary vector $\mathbf{f} \in \ell_k$ we define ℓ_k -norm

$$\|\mathbf{f}\|_k = \begin{cases} \left(\sum_{j=0}^{\infty} |f_j|^k \right)^{1/k}, & \text{if } k \in \mathbb{N} \setminus \{0\}, \\ \sup_{j \in \mathbb{N}} |f_j|, & \text{if } k = \infty, \end{cases}$$

¹The notion of "isotonic regression" in (2.2) might be confusing. Though, for historical reasons, it is a standard notion in the subject of constrained inference, cf. the monographs [26, 27] and also papers [7, 30], dedicated to the computational aspects, where the notation "isotonic regression" is used for the isotonic projection of a general vector.

and for $\mathbf{v} \in \ell_2$ and $\mathbf{w} \in \ell_2$ let $\langle \mathbf{v}, \mathbf{w} \rangle = \sum_{j=0}^{\infty} v_j w_j$ denote the inner product on ℓ_2 .

For a random sequence $b_n \in \mathbb{R}$ we will use the notation $b_n = O_p(n^q)$ if for any $\varepsilon > 0$ there exists a finite $M > 0$ and a finite $N > 0$ such that

$$\mathbb{P}[n^{-q}|b_n| > M] < \varepsilon,$$

for any $n > N$.

3. Data-driven selection of the mixture parameter β

Let us consider squared ℓ_2 -distance between the true p.m.f. \mathbf{p} and the stacked estimator $\hat{\phi}_n$:

$$L_n = \|\hat{\phi}_n - \mathbf{p}\|_2^2 \equiv L_n^{(1)} - 2L_n^{(2)} + L_n^{(3)}, \quad (3.1)$$

where $L_n^{(1)} = \sum_{j=0}^t \hat{\phi}_{n,j}^2$, $L_n^{(2)} = \sum_{j=0}^t \hat{\phi}_{n,j} p_j$ and $L_n^{(3)} = \sum_{j=0}^t p_j^2$.

We aim to minimise L_n . Obviously, \mathbf{p} is unknown, and we will use the approach introduced in [23] to estimate L_n . First, note that $L_n^{(3)}$ is a constant and can be omitted. Next, following [23], we estimate $L_n^{(2)}$ by

$$\hat{L}_n^{(2)} = \frac{1}{n} \sum_{j=0}^t x_j \hat{\phi}_{n,j}^{\setminus [j]} = \sum_{j=0}^t \hat{p}_{n,j} \hat{\phi}_{n,j}^{\setminus [j]},$$

with $\hat{\phi}_{n,j}^{\setminus [j]}$ defined in (2.5). Therefore, we select the mixture parameter β_n to minimise

$$CV(\beta) = L_n^{(1)} - 2\hat{L}_n^{(2)}, \quad (3.2)$$

i.e.

$$\beta_n = \operatorname{argmin}_{\beta \in [0,1]} CV(\beta).$$

This cross-validation approach for estimation of discrete distributions was first introduced in [23] for smoothing kernel estimator and was also used in, for example, [10, 11, 24]. The mixture parameter β_n is given in the following theorem.

Theorem 1. *The leave-one-out least-squares cross-validation mixture parameter β_n is given by*

$$\beta_n = \begin{cases} \frac{b_n}{a_n}, & \text{if } a_n \neq 0 \text{ and } 0 \leq b_n \leq a_n, \\ 1, & \text{if } 0 < a_n \leq b_n, \\ 0, & \text{otherwise,} \end{cases}$$

where

$$a_n = \sum_{j=0}^t (\hat{h}_{n,j} - \hat{p}_{n,j})^2,$$

and

$$b_n = \sum_{j=0}^t \hat{p}_{n,j}(\hat{h}_{n,j}^{\setminus[j]} - \hat{p}_{n,j}^{\setminus[j]}) - \sum_{j=0}^t \hat{p}_{n,j}(\hat{h}_{n,j} - \hat{p}_{n,j}),$$

with $\hat{h}_n^{\setminus[j]} = \hat{r}_n^{\setminus[j]}$ for the case of stacked rearrangement estimator, and $\hat{h}_n^{\setminus[j]} = \hat{g}_n^{\setminus[j]}$ for the case of stacked Grenander estimator, respectively.

4. Theoretical properties of the estimator

In this section we study theoretical properties of stacked rearrangement and stacked Grenander estimators. First, let us assume that $\mathbf{p} \in \mathcal{F}^{decr}$, i.e. the underlying p.m.f. is decreasing. Note that from triangle inequality for $\|\hat{\phi}_n - \mathbf{p}\|_k$, with $1 \leq k \leq \infty$, we have

$$\begin{aligned} \|\hat{\phi}_n - \mathbf{p}\|_k &= \|\hat{\beta}_n \hat{\mathbf{h}}_n + (1 - \hat{\beta}_n) \hat{\mathbf{p}}_n - \mathbf{p}\|_k \leq \\ &\hat{\beta}_n \|\hat{\mathbf{h}}_n - \mathbf{p}\|_k + (1 - \hat{\beta}_n) \|\hat{\mathbf{p}}_n - \mathbf{p}\|_k. \end{aligned}$$

From the error reduction property of the rearrangement and Grenander estimators, i.e. $\|\hat{\mathbf{h}}_n - \mathbf{p}\|_k \leq \|\hat{\mathbf{p}}_n - \mathbf{p}\|_k$, with $1 \leq k \leq \infty$, cf. Theorem 2.1 in [18], we have

$$\|\hat{\phi}_n - \mathbf{p}\|_k \leq \|\hat{\mathbf{p}}_n - \mathbf{p}\|_k \quad (4.1)$$

for all $1 \leq k \leq \infty$. Therefore, in a case of decreasing true p.m.f. both the stacked rearrangement and stacked Grenander estimators also provide the error reduction property.

Next, since all $\hat{\mathbf{g}}_n$, \hat{r}_n and $\hat{\mathbf{p}}_n$ are strongly consistent, and $0 \leq \hat{\beta}_n \leq 1$ for all n , then $\hat{\phi}_n$ is also strongly consistent. Furthermore, as it follows from [18], both \hat{r}_n and $\hat{\mathbf{g}}_n$ have \sqrt{n} -rate of convergence. Therefore, in the case of decreasing true p.m.f. \mathbf{p} the stacked Grenander estimator $\hat{\phi}_n$ is strongly consistent with \sqrt{n} -rate of convergence.

In the rest of this section we assume that the true p.m.f. is not decreasing. Let $\mathbf{r} = rear(\mathbf{p})$ and $\mathbf{g} = \Pi(\mathbf{p} | \mathcal{F}^{decr})$. Note, that $\mathbf{r} \neq \mathbf{p}$ nor $\mathbf{g} \neq \mathbf{p}$, if $\mathbf{p} \notin \mathcal{F}^{decr}$, i.e. the vector \mathbf{r} is reversed ordered vector \mathbf{p} and \mathbf{g} is decreasing vector in ℓ_2 which is closest in ℓ_2 -norm to the true \mathbf{p} .

Then, since isotonic regression and rearrangement, viewed as a mapping from ℓ_2 into ℓ_2 , are continuous in the case of finite support, and the empirical estimator is strongly consistent, then

$$\hat{r}_n \xrightarrow{a.s.} \mathbf{r}, \text{ and } \hat{\mathbf{g}}_n \xrightarrow{a.s.} \mathbf{g},$$

pointwise. Note that from the statements (i), (ii) and (iv) of Lemma 2 in Appendix it follows that $\hat{\mathbf{g}}_n$ always exists, and it is a probability vector for all n . Clearly, the same result holds for the rearrangement estimator \hat{r}_n for all n . The almost sure convergence in ℓ_k -norm, for $1 \leq k \leq \infty$, of \hat{r}_n and $\hat{\mathbf{g}}_n$ to \mathbf{r} and \mathbf{g} , respectively, now follows from Lemma C.2 in the supporting material of [4].

4.1. Consistency

First, let us study the leave-one-out versions of the empirical, rearrangement and Grenander estimators. Recall that

$$\hat{\mathbf{p}}_n^{\setminus[j]} = \frac{\mathbf{x} - \boldsymbol{\delta}^{[j]}}{n-1}, \quad \hat{\mathbf{r}}_n^{\setminus[j]} = \text{rear}(\hat{\mathbf{p}}_n^{\setminus[j]}) \quad \text{and} \quad \hat{\mathbf{g}}_n^{\setminus[j]} = \Pi(\hat{\mathbf{p}}_n^{\setminus[j]} | \mathcal{F}^{decr}),$$

for j such that $x_j > 0$.

Let us define vectors $\boldsymbol{\pi}_n \in \ell_2$, $\boldsymbol{\rho}_n \in \ell_2$, and $\boldsymbol{\gamma}_n \in \ell_2$ as

$$\begin{aligned} \hat{\boldsymbol{\pi}}_{n,j} &= \begin{cases} \hat{p}_{n,j}^{\setminus[j]}, & \text{if } x_j > 0, \\ 0, & \text{otherwise,} \end{cases} \\ \hat{\boldsymbol{\rho}}_{n,j} &= \begin{cases} \hat{r}_{n,j}^{\setminus[j]}, & \text{if } x_j > 0, \\ 0, & \text{otherwise.} \end{cases} \\ \hat{\boldsymbol{\gamma}}_{n,j} &= \begin{cases} \hat{g}_{n,j}^{\setminus[j]}, & \text{if } x_j > 0, \\ 0, & \text{otherwise.} \end{cases} \end{aligned} \quad (4.2)$$

From continuous mapping theorem it follows that $\hat{\boldsymbol{\pi}}_n$, $\hat{\boldsymbol{\rho}}_n$ and $\hat{\boldsymbol{\gamma}}_n$ converge pointwise a.s. to \mathbf{p} , \mathbf{r} , and \mathbf{g} , respectively. Next, we prove the following important lemma.

Lemma 1. *For the vectors $\hat{\boldsymbol{\pi}}_n$ we have*

$$\hat{\boldsymbol{\pi}}_{n,j} \leq \hat{p}_{n,j}$$

for all j , and for $\hat{\boldsymbol{\rho}}_n$ and $\hat{\boldsymbol{\gamma}}_n$ we have

$$\hat{\rho}_{n,j} \leq \frac{n}{n-1} \hat{r}_{n,j} \quad \text{and} \quad \hat{\gamma}_{n,j} \leq \frac{n}{n-1} \hat{g}_{n,j}$$

for all j .

Proof. The proof is given in Appendix. \square

In Lemma C.2 in the supporting material of [4] it was proved that for probability mass functions the pointwise convergence and the convergence in ℓ_k for $1 \leq k \leq \infty$ are all equivalent. Note, in our case the sequences $\hat{\boldsymbol{\pi}}_n$, $\hat{\boldsymbol{\rho}}_n$ and $\hat{\boldsymbol{\gamma}}_n$ are not probability vectors. Nevertheless, as we prove below, all $\boldsymbol{\pi}_n$, $\boldsymbol{\rho}_n$ and $\boldsymbol{\gamma}_n$ converge a.s. to \mathbf{p} , \mathbf{r} and \mathbf{g} , respectively, in ℓ_k -norm for $1 \leq k \leq \infty$.

Theorem 2. *For the vectors $\hat{\boldsymbol{\pi}}_n$, $\hat{\boldsymbol{\rho}}_n$ and $\hat{\boldsymbol{\gamma}}_n$ we have*

$$\hat{\boldsymbol{\pi}}_n \xrightarrow{\text{a.s.}} \mathbf{p},$$

$$\hat{\boldsymbol{\rho}}_n \xrightarrow{\text{a.s.}} \mathbf{r},$$

and

$$\hat{\boldsymbol{\gamma}}_n \xrightarrow{\text{a.s.}} \mathbf{g}$$

in ℓ_k -norm for $1 \leq k \leq \infty$.

Proof. The proof starts in a similar way as the one for Lemma C.2 in [4]. Let us, first, study the case of $\hat{\boldsymbol{\pi}}_n$. Fix some $\varepsilon > 0$. Then, we can choose K such that

$$\sum_{j \leq K} p_j \geq 1 - \frac{\varepsilon}{4}.$$

Since both $\boldsymbol{\pi}_n$ and the empirical estimator \boldsymbol{p}_n converge to \mathbf{p} pointwise, then there exists random n_0 such that for all $n \geq n_0$

$$\sup_{j \leq K} |\hat{p}_{n,j} - p_j| \leq \frac{\varepsilon}{4(K+1)},$$

$$\sup_{j \leq K} |\hat{\pi}_{n,j} - p_j| \leq \frac{\varepsilon}{4(K+1)},$$

almost surely.

This implies that for all $n \geq n_0$ we have $\sum_{j \leq K} \hat{p}_{n,j} \geq 1 - \frac{\varepsilon}{2}$ and $\sum_{j \leq K} |\hat{\pi}_{n,j} - p_j| \leq \frac{\varepsilon}{4}$, almost surely.

Next, for any n

$$\sum_{j=0}^{\infty} |\hat{\pi}_{n,j} - p_j| = \sum_{j \leq K} |\hat{\pi}_{n,j} - p_j| + \sum_{j > K} |\hat{\pi}_{n,j} - p_j| \leq \sum_{j \leq K} |\hat{\pi}_{n,j} - p_j| + \sum_{j > K} \hat{\pi}_{n,j} + \sum_{j > K} p_j.$$

Furthermore, $\sum_{j > K} \hat{\pi}_{n,j} \leq \sum_{j > K} \hat{p}_{n,j}$ since $0 < \hat{\pi}_{n,j} \leq \hat{p}_{n,j}$. Then, for all $n > n_0$ we have proved that

$$\sum_{j=0}^{\infty} |\pi_{n,j} - p_j| \leq \frac{\varepsilon}{4} + \frac{\varepsilon}{2} + \frac{\varepsilon}{4} = \varepsilon,$$

almost surely. This means that for any $\varepsilon > 0$ there exists random n_0 , such that for all $n > n_0$

$$\|\boldsymbol{\pi}_n - \mathbf{p}\|_1 \leq \varepsilon,$$

almost surely.

Furthermore, since $\ell_k \subset \ell_1$, for all $k > 1$, then a.s. convergence holds in ℓ_k , for all $1 \leq k \leq \infty$.

Let us prove the convergence for $\boldsymbol{\gamma}_n$. First, from Lemma 1 it follows that

$$\frac{n-1}{n} \hat{\gamma}_{n,j} \leq \hat{g}_{n,j}.$$

Then, since both $\frac{n-1}{n} \boldsymbol{\gamma}_n$ and $\hat{\boldsymbol{g}}_n$ converge to \mathbf{g} pointwise, we can use the same approach as for $\hat{\boldsymbol{\pi}}$ above, and prove that

$$\frac{n-1}{n} \boldsymbol{\gamma}_n \xrightarrow{\text{a.s.}} \mathbf{g},$$

in ℓ_k , for $1 \leq k \leq \infty$, which means that

$$\boldsymbol{\gamma}_n \xrightarrow{\text{a.s.}} \mathbf{g},$$

in ℓ_k , for $1 \leq k \leq \infty$.

Now, using the result of Lemma 1, we can prove the result for $\hat{\rho}_n$ in the same way as we did for γ_n . \square

Now we can summarize the above results in the following theorem.

Theorem 3. *For any underlying distribution \mathbf{p} , both the stacked rearrangement and stacked Grenander estimators are strongly consistent:*

$$\hat{\phi}_n \xrightarrow{\text{a.s.}} \mathbf{p}$$

in ℓ_k -norm for $1 \leq k \leq \infty$.

Proof. The proof is given in Appendix. \square

4.2. Rate of convergence

In this section we study the rate of convergence of stacked estimator. In the case of bounded support the \sqrt{n} -rate of convergence follows from pointwise convergence of the vectors $\hat{\pi}_n$, $\hat{\rho}_n$ and $\hat{\gamma}_n$. In this work we assume that the support can be infinite.

Theorem 4. *Stacked rearrangement and Grenander estimators have \sqrt{n} -rate of convergence for any underlying p.m.f. \mathbf{p} :*

$$\sqrt{n} \|\hat{\phi}_n - \mathbf{p}\|_k = O_p(1)$$

for $1 < k \leq \infty$.

Next, if $\sum_{j=0}^{\infty} \sqrt{p_j} < \infty$, then

$$\sqrt{n} \|\hat{\phi}_n - \mathbf{p}\|_1 = O_p(1).$$

Proof. Let us, first, prove the case of stacked Grenander estimator. Recall that

$$\beta_n = \begin{cases} \frac{b_n}{a_n}, & \text{if } a_n \neq 0 \text{ and } 0 \leq b_n \leq a_n, \\ 1, & \text{if } 0 < a_n \leq b_n, \\ 0, & \text{otherwise,} \end{cases}$$

where

$$a_n = \sum_{j=0}^t (\hat{g}_{n,j} - \hat{p}_{n,j})^2,$$

and in the notation introduced in 4.2, we can write b_n as

$$b_n = \sum_{j=0}^t \hat{p}_{n,j} (\hat{\gamma}_{n,j} - \hat{\pi}_{n,j}) - \sum_{j=0}^t \hat{p}_{n,j} (\hat{g}_{n,j} - \hat{p}_{n,j}).$$

First, as we proved in Theorem 3

$$a_n \xrightarrow{a.s.} \|\mathbf{g} - \mathbf{p}\|_2^2 > 0. \quad (4.3)$$

Second, note that from Lemma 1 it follows that for all n we have

$$\begin{aligned} b_n &= \sum_{j=0}^t \hat{p}_{n,j}(\hat{\gamma}_{n,j} - \hat{g}_{n,j}) + \sum_{j=0}^t \hat{p}_{n,j}(\hat{p}_{n,j} - \hat{\pi}_{n,j}) \leq \\ &= \frac{n}{n-1} \sum_{j=0}^t \hat{p}_{n,j} \hat{g}_{n,j} - \sum_{j=0}^t \hat{p}_{n,j} \hat{g}_{n,j} + \sum_{j=0}^t \hat{p}_{n,j}(\hat{p}_{n,j} - \hat{\pi}_{n,j}). \end{aligned}$$

Next,

$$\frac{n}{n-1} \sum_{j=0}^t \hat{p}_{n,j} \hat{g}_{n,j} - \sum_{j=0}^t \hat{p}_{n,j} \hat{g}_{n,j} = \frac{\sum_{j=0}^t \hat{p}_{n,j} \hat{g}_{n,j}}{n-1}.$$

Recall that

$$\hat{\pi}_{n,j} = \begin{cases} \frac{x_j - 1}{n-1} = \frac{n}{n-1} \hat{p}_{n,j} - \frac{1}{n-1}, & \text{if } x_j \neq 0, \\ 0, & \text{otherwise,} \end{cases}$$

which leads to

$$\sum_{j=0}^t \hat{p}_{n,j}(\hat{p}_{n,j} - \hat{\pi}_{n,j}) = \sum_{j=0}^t \hat{p}_{n,j}(\hat{p}_{n,j} - \hat{\pi}_{n,j}) = \frac{1 - \sum_{j=0}^t \hat{p}_{n,j}^2}{n-1}.$$

Therefore, the upper bound for b_n is given by

$$b_n \leq \frac{\sum_{j=0}^t \hat{p}_{n,j} \hat{g}_{n,j}}{n-1} + \frac{1 - \sum_{j=0}^t \hat{p}_{n,j}^2}{n-1}. \quad (4.4)$$

Next, since $\beta_n \geq 0$, from (4.3), (4.4) and Slutsky's theorem it follows that

$$\sqrt{n} \hat{\beta}_n \xrightarrow{a.s.} 0. \quad (4.5)$$

Then we have

$$\hat{\beta}_n \sqrt{n} \|\hat{\mathbf{g}}_n - \mathbf{p}\|_k \xrightarrow{a.s.} 0,$$

for all $1 \leq k \leq \infty$, and

$$(1 - \hat{\beta}_n) \sqrt{n} \|\hat{\mathbf{p}}_n - \mathbf{p}\|_k = O_p(1)$$

for all $1 < k \leq \infty$ and all \mathbf{p} , since the empirical estimator is asymptotically normal in ℓ_2 . Next, as it follows from Corollary 4.2 in [18] for ℓ_1 -norm the following result holds

$$\sqrt{n} \|\hat{\mathbf{p}}_n - \mathbf{p}\|_1 = O_p(1),$$

provided $\sum_{j=0}^{\infty} \sqrt{p_j} < \infty$.

Finally, recall that

$$\sqrt{n} \|\hat{\boldsymbol{\phi}}_n - \mathbf{p}\|_k \leq \hat{\beta}_n \sqrt{n} \|\hat{\mathbf{g}}_n - \mathbf{p}\|_k + (1 - \hat{\beta}_n) \sqrt{n} \|\hat{\mathbf{p}}_n - \mathbf{p}\|_k,$$

which finishes the prove of theorem for the case of Grenander estimator.

Similarly, using the results of Lemma 1, for the case of stacked rearrangement estimator we can show that

$$b_n \leq \frac{\sum_{j=0}^t \hat{p}_{n,j} \hat{r}_{n,j}}{n-1} + \frac{1 - \sum_{j=0}^t \hat{p}_{n,j}^2}{n-1},$$

for all n . Then, the rest of the proof is the same as for Grenander estimator with \hat{g}_n and \mathbf{g} suitably changed to \hat{r}_n and \mathbf{r} , respectively. \square

4.3. Asymptotic distribution and global confidence band

In this section we study the asymptotic distribution of stacked rearrangement and Grenander estimators and discuss calculation of global confidence band for \mathbf{p} . The limit distribution of rearrangement and Grenander estimators were obtained in [18]. The asymptotic distribution of stacked Grenander estimator for the case when true p.m.f. \mathbf{p} is not decreasing is given in the next theorem.

Theorem 5. *Assume that \mathbf{p} is not decreasing. Then stacked rearrangement and Grenander estimators are asymptotically normal*

$$\sqrt{n}(\hat{\phi}_n - \mathbf{p}) \xrightarrow{d} \mathbf{Y}_{\mathbf{0},C},$$

in ℓ_2 , where $\mathbf{Y}_{\mathbf{0},C}$ is a Gaussian process in ℓ_2 with mean zero and the covariance operator C such that $\langle C\mathbf{e}_i, \mathbf{e}_{i'} \rangle = p_i \delta_{i,i'} - p_i p_{i'}$, with $\mathbf{e}_i \in \ell_2$ the orthonormal basis in ℓ_2 such that in a vector \mathbf{e}_i all elements are equal to zero but the one with the index i is equal to 1, and $\delta_{i,j} = 1$, if $i = j$ and 0 otherwise, cf. [18].

Proof. First, note that

$$\begin{aligned} & \|\sqrt{n}(\hat{\phi}_n - \mathbf{p}) - \sqrt{n}(\hat{\mathbf{p}}_n - \mathbf{p})\|_2 = \sqrt{n} \|\hat{\phi}_n - \hat{\mathbf{p}}_n\|_2 \leq \\ & \hat{\beta}_n \sqrt{n} \|\hat{\mathbf{h}}_n - \hat{\mathbf{p}}_n\|_2 + (1 - \hat{\beta}_n) \sqrt{n} \|\hat{\mathbf{p}}_n - \hat{\mathbf{p}}_n\|_2 = \hat{\beta}_n \sqrt{n} \|\hat{\mathbf{h}}_n - \hat{\mathbf{p}}_n\|_2. \end{aligned}$$

Then, since

$$\begin{aligned} \|\hat{\mathbf{r}}_n - \hat{\mathbf{p}}_n\|_2 & \xrightarrow{a.s.} \|\mathbf{r} - \mathbf{p}\|_2 < \infty, \\ \|\hat{\mathbf{g}}_n - \hat{\mathbf{p}}_n\|_2 & \xrightarrow{a.s.} \|\mathbf{g} - \mathbf{p}\|_2 < \infty, \end{aligned}$$

and using (4.5) we have

$$\begin{aligned} \hat{\beta}_n \sqrt{n} \|\hat{\mathbf{r}}_n - \hat{\mathbf{p}}_n\|_2 & \xrightarrow{a.s.} 0, \\ \hat{\beta}_n \sqrt{n} \|\hat{\mathbf{g}}_n - \hat{\mathbf{p}}_n\|_2 & \xrightarrow{a.s.} 0, \end{aligned}$$

which leads to

$$\sqrt{n} \|\hat{\phi}_n - \hat{\mathbf{p}}_n\|_2 \xrightarrow{a.s.} 0.$$

The statement of the theorem now follows from Theorem 3.1 in [8]. \square

For the process $\mathbf{Y}_{\mathbf{0},C}$ defined in Theorem 5 let q_α denote the α -quantile of its ℓ_∞ -norm, i.e.

$$\mathbb{P}[||\mathbf{Y}_{\mathbf{0},C}||_\infty > q_\alpha] = \alpha.$$

Then, if \mathbf{p} is not decreasing, from Theorem 5 for stacked estimator we have

$$\lim_n \mathbb{P}[\sqrt{n}||\hat{\phi}_n - \mathbf{p}||_\infty \leq q_\alpha] = 1 - \alpha.$$

For the case of a decreasing underlying p.m.f. the limit distributions of stacked estimator remains an open problem. Nevertheless, note that from (4.1) it follows

$$\mathbb{P}[\sqrt{n}||\hat{\phi}_n - \mathbf{p}||_\infty \leq q_\alpha] \geq \mathbb{P}[\sqrt{n}||\hat{\mathbf{p}}_n - \mathbf{p}||_\infty \leq q_\alpha]$$

for all n . Therefore, in the case of a decreasing \mathbf{p} we have

$$\liminf_n \mathbb{P}[\sqrt{n}||\hat{\phi}_n - \mathbf{p}||_\infty \leq q_\alpha] \geq 1 - \alpha.$$

In the same way as in [3], to estimate q_α we can use the empirical estimator $\hat{\mathbf{p}}_n$ in place of \mathbf{p} , and then each quantile can be estimated using Monte-Carlo method. Then let \hat{q}_α be Monte-Carlo estimated α -quantile. In Proposition B.7 in the supplementary material of [3] it was proved that $\hat{q}_\alpha \xrightarrow{a.s.} q_\alpha$. Therefore, the following confidence band

$$\left[\max \left(\left(\hat{p}_{n,j} - \frac{\hat{q}_\alpha}{\sqrt{n}}, 0 \right), \hat{p}_{n,j} + \frac{\hat{q}_\alpha}{\sqrt{n}} \right), \text{ for } j \in \mathbb{N} \right]$$

is asymptotically correct global confidence band if \mathbf{p} is not decreasing and it is asymptotically correct conservative global confidence band if \mathbf{p} is decreasing.

5. Simulation study

In this section we do simulation study to compare the performance of stacked estimators with the empirical, Grenander and the minimax estimators. For the p.m.f. with finite support size s and for a given sample size n the minimax estimator of \mathbf{p} with respect to ℓ_2 -loss is given by

$$\hat{\mathbf{p}}_n^{mm} = \alpha_n^{mm} \boldsymbol{\lambda} + (1 - \alpha_n^{mm}) \hat{\mathbf{p}}_n, \quad (5.1)$$

with $\boldsymbol{\lambda} = (\frac{1}{s}, \dots, \frac{1}{s})$ and $\alpha_n^{mm} = \frac{\sqrt{n}}{n + \sqrt{n}}$, cf. [32]. To the authors' knowledge, the minimax estimation with respect to ℓ_2 -loss for infinitely supported p.m.f. is an open problem. With some abuse of notation, in this and next sections for infinitely supported distributions we refer the estimator defined in (5.1) with $s = \sup\{j : x_j > 0\} + 1$ as "minimax".

5.1. True p.m.f. is decreasing

Let us consider the following uniform and decreasing p.m.f.:

$$\begin{aligned}
 \mathbf{M1} : \mathbf{p} &= U(11), \\
 \mathbf{M2} : \mathbf{p} &= 0.15U(3) + 0.1U(7) + 0.75U(11), \\
 \mathbf{M3} : \mathbf{p} &= 0.25U(1) + 0.2U(3) + 0.15U(5) + 0.4U(7), \\
 \mathbf{M4} : \mathbf{p} &= \text{Geom}(0.25),
 \end{aligned}$$

where $U(k)$ denotes the uniform pmf on $\{0, \dots, k\}$ and $\text{Geom}(\theta)$ is Geometric distribution, i.e. $p_j = (1 - \theta)\theta^j$ for $j \in \mathbb{N}$ with $0 < \theta < 1$.

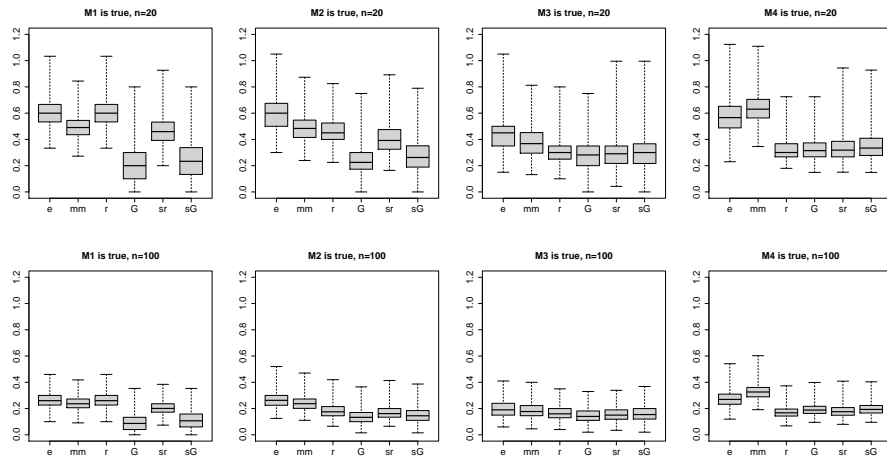


Figure 1: The boxplots for ℓ_1 -distances of the estimators: the empirical estimator (e), minimax estimator (mm), rearrangement estimator (r), Grenander estimator (G), the stacked rearrangement estimator (sr) and the stacked Grenander estimator (sG) for the models $\mathbf{M1}$, $\mathbf{M2}$, $\mathbf{M3}$ and $\mathbf{M4}$.

The models $\mathbf{M2}$, $\mathbf{M3}$ and $\mathbf{M4}$ were used in [18] to assess the performance of Grenander estimator and compare its performance with empirical and rearrangement estimators. First, we compare the performance of the estimators in ℓ_1 (Figure 1) and ℓ_2 (Figure 2) distances for small $n = 20$ and moderate $n = 100$ sample sizes with 1000 Monte Carlo simulations.

From the boxplots at Figure 1 and Figure 2 we can conclude that for both small and moderate sized data sets stacked Grenander estimator outperforms in ℓ_1 and ℓ_2 norms both the empirical estimator and minimax estimator ("minimax" for the case of Geometric distribution) and it performs almost as good as Grenander estimator.

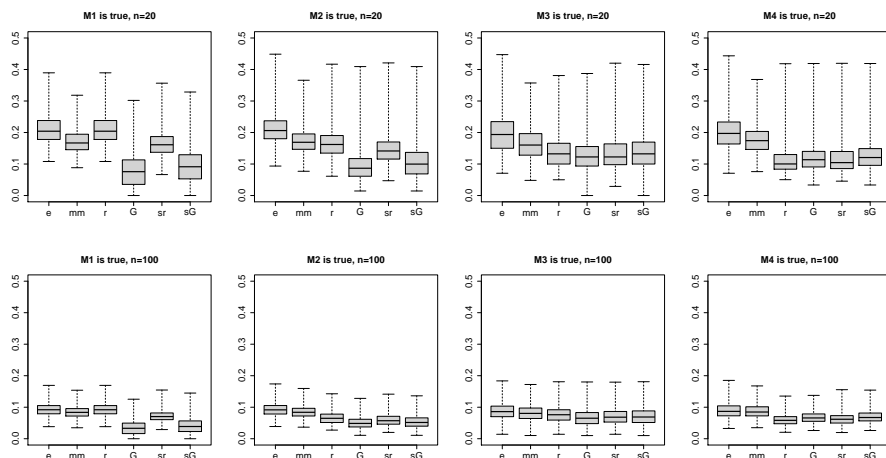


Figure 2: The boxplots for ℓ_2 -distances of the estimators: the empirical estimator (e), minimax estimator (mm), rearrangement estimator (r), Grenander estimator (G), the stacked rearrangement estimator (sr) and the stacked Grenander estimator (sG) for the models **M1**, **M2**, **M3** and **M4**.

5.2. True p.m.f. is not decreasing

Now let us consider the cases when the underlying distributions are not decreasing:

$$\begin{aligned}
 \mathbf{M5} : \mathbf{p} &= T(11), \\
 \mathbf{M6} : \mathbf{p} &= NBin(7, 0.4), \\
 \mathbf{M7} : \mathbf{p} &= \frac{3}{8}Pois(2) + \frac{5}{8}Pois(15),
 \end{aligned}$$

where $T(s)$ stands for strictly increasing triangular function, cf. [12]; $NBin(r, \theta)$ is the negative binomial distribution with r the number of failures until the experiment is stopped and θ the success probability; $Pois(\lambda)$ is Poisson distribution with rate λ . Therefore, we consider very non-monotonic distributions. Indeed, model **M5** is strictly increasing p.m.f., **M6** is unimodal distribution, and **M7** is bimodal.

From Figure 3 and Figure 4 we can conclude that stacked Grenander estimator outperforms in ℓ_1 and ℓ_2 norms the empirical, rearrangement and minimax estimators ("minimax" for the cases of Negative Binomial and Poisson mixture).

Next, it is interesting to note that even if the underlying distribution is not monotone, Grenander estimator can still outperform the empirical estimator in both ℓ_1 and ℓ_2 norms for small sample size. This happens because the isotonication decreases the variance of the estimator though bias becomes larger.

Next, one can see that for $n = 100$ stacked Grenander estimator outperforms all the estimators.

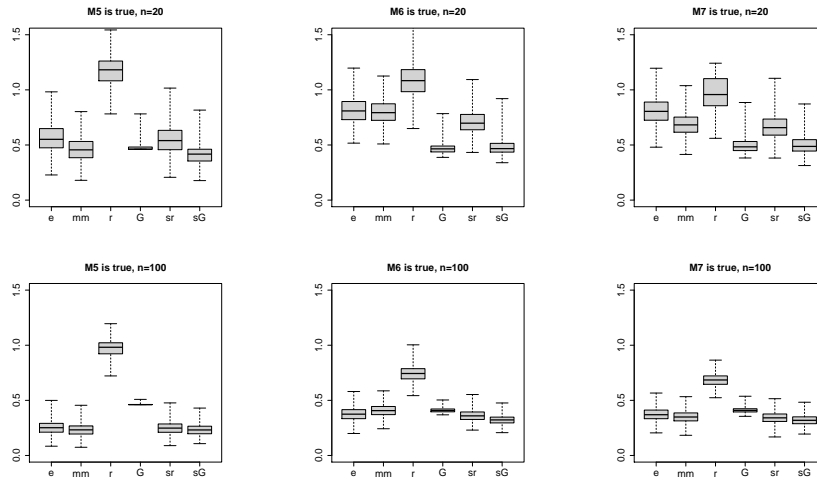


Figure 3: The boxplots for ℓ_1 -distances of the estimators: the empirical estimator (e), minimax estimator (mm), rearrangement estimator (r), Grenander estimator (G), the stacked rearrangement estimator (sr) and the stacked Grenander estimator (sG) for the models **M5**, **M6** and **M7**.

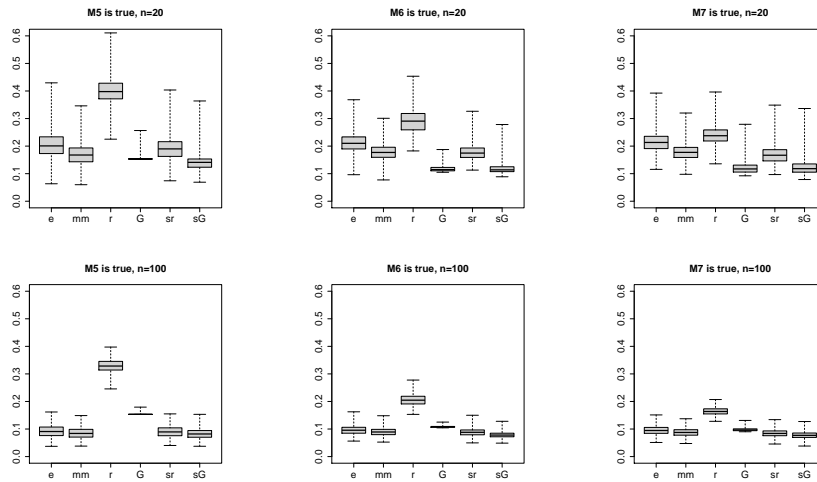


Figure 4: The boxplots for ℓ_2 -distances of the estimators: the empirical estimator (e), minimax estimator (mm), rearrangement estimator (r), Grenander estimator (G), the stacked rearrangement estimator (sr) and the stacked Grenander estimator (sG) for the models **M5**, **M6** and **M7**.

6. Conclusion and discussion

In this paper we introduced and studied estimation of a discrete infinitely supported distribution by stacking the empirical estimator and Grenander estimator. We can summarise the simulation results of the previous section by plotting Monte Carlo estimates of $n\mathbb{E}(\|\hat{\xi}_n - \mathbf{p}\|_2^2)$ (with $\hat{\xi}_n$ one of the estimators studied in the paper) versus the sample size n , cf. Figure 5.

The main results of the paper: the stacked Grenander estimator is computationally feasible, it outperforms the empirical estimator, and it is almost as good as Grenander estimator for the case of decreasing true p.m.f. Also, stacked Grenander estimator outperforms stacked rearrangement estimator, except for the case of a strictly decreasing p.m.f. The same effect was shown in [18] for rearrangement and Grenander estimators. We proved that even when the true distribution is not decreasing, the estimator remains strongly consistent with \sqrt{n} -rate of convergence. Therefore, the stacked Grenander estimator provides a trade-off between goodness of fit and monotonicity.

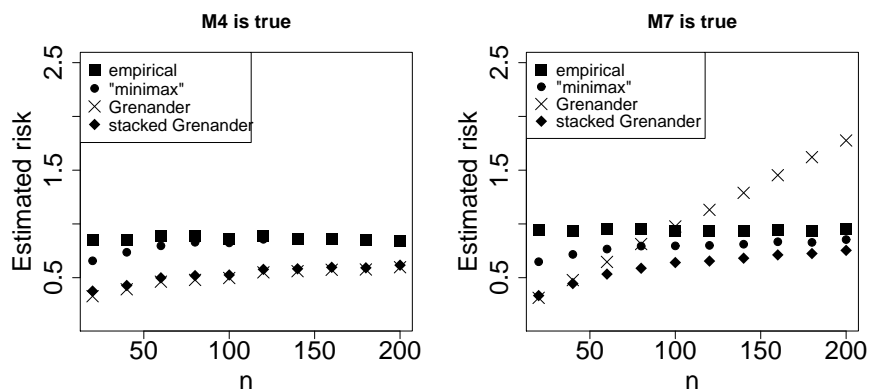


Figure 5: The estimates of normalised risk $n\mathbb{E}(\|\hat{\xi}_n - \mathbf{p}\|_2^2)$ of the estimators: the empirical estimator (e), minimax estimator, Grenander estimator and the stacked Grenander estimator for the models **M4** and **M7**.

The first natural generalisation of stacked Grenander estimator could be stacking with isotonic regression for a general isotonic constraint. Throughout the paper, in almost all the proofs we used properties of a general isotonic regression, cf. Lemma 2. However, the proof of Lemma 1 is based on the maximum upper sets algorithm, which is given in Lemma 3 in Appendix, and this algorithm is valid only for one dimensional monotonic case. Therefore, the generalisation of stacked Grenander estimator to the general isotonic case for finite support is straightforward, though the case of an infinite support remains an open problem.

Second, it is also important to consider other shape constraints, such as unimodal, convex and log-concave cases. Stacking these estimators is, in effect,

similar to the generalisation of nearly-isotonic regression to the nearly-convex regression in [31].

Third, in this work we studied the case of discrete distribution with infinite support. The empirical estimator is closely related to estimation of probability density functions via histograms. Therefore, another direction is stacking the histogram estimators with isotonised histogram.

Another interesting direction of research concerns the stacking with a cross-validation based on other loss functions. For the overview and theoretical properties of different loss functions for evaluation of discrete distributions we refer to the paper [16].

Finally, as we mentioned in the introduction, the problem of stacking shaped constrained regression estimators has not been studied much. Therefore, since stacked Grenander estimator performs quite well, it would be interesting to explore, for example, the prediction performance of stacked isotonic regression.

7. Appendix

In Lemma 2 we provide properties of a general isotonic regression which are referred to in the paper.

Lemma 2. *[Properties of a general isotonic regression] Let $\mathbf{v}_n^* \in \ell_2$ be the isotonic regressions of some set of vectors $\mathbf{v}_n \in \ell_2$, for $n = 1, 2, \dots$, i.e.*

$$\mathbf{v}_n^* = \Pi(\mathbf{v}_n | \mathcal{F}^{is}) := \operatorname{argmin}_{\mathbf{f} \in \mathcal{F}^{is}} \sum_j [v_{n,j} - f_j]^2,$$

where \mathcal{F}^{is} is some general isotonic cone in ℓ_2 , not necessarily simple monotonic one, as in (2.2). Assume also that $a \leq v_{n,j} \leq b$ holds for some constants $-\infty < a < b < \infty$, for all $n = 1, 2, \dots$ and $j = 1, 2, \dots$. Then, the following holds.

- (i) \mathbf{v}_n^* exists and it is unique.
- (ii) $\sum_j v_{n,j} = \sum_j v_{n,j}^*$, for all $n = 1, 2, \dots$.
- (iii) \mathbf{v}_n^* , viewed as a mapping from ℓ_2 into ℓ_2 , is continuous.
- (iv) \mathbf{v}_n^* satisfies the same bounds as the basic estimator, i.e. $a \leq v_{n,j}^* \leq b$, for all $n = 1, 2, \dots$ and $j = 1, 2, \dots$.
- (v) $\Pi(a\mathbf{v}_n | \mathcal{F}^{is}) = a\Pi(\mathbf{v}_n | \mathcal{F}^{is})$ for all $a \in \mathbb{R}_+$.

Proof. Statements (i), (ii) and (iii) follow from Theorem 8.2.1, Corollary B of Theorem 8.2.7 and Theorem 8.2.5, respectively, in [26], statements (iv), (v) and (vi) follow from Corollary B of Theorem 7.9, Theorems 7.5, respectively, in [6]. \square

In the next lemma we describe the maximum upper sets algorithm for the solution to the isotonic regression in the monotone case.

Lemma 3. [Maximum upper sets algorithm] For a given $\mathbf{x} \in \mathbb{R}_+^{t+1}$ the solution \mathbf{x}^* of a simple order isotonic regression

$$\mathbf{x}^* = \underset{f_0 \geq f_1 \geq \dots \geq f_t}{\operatorname{argmin}} \sum_{j=0}^t [x_j - f_j]^2$$

is given by the following algorithm. First, let us define $m(-1) = -1$. Second, we choose $m(0) > m(-1)$ to be the largest integer which maximizes the following mean

$$\frac{\sum_{k=m(-1)+1}^{m(0)} x_k}{m(0) - m(-1)}.$$

Next, let us choose $m(1) > m(0)$ to be the largest integer which maximizes

$$\frac{\sum_{k=m(0)+1}^{m(1)} x_k}{m(1) - m(0)}.$$

We continue this process and get

$$-1 = m(-1) < m(1) < \dots < m(l) = t.$$

The solution \mathbf{x}^* is given by

$$x_j^* = \frac{\sum_{k=m(r-1)+1}^{m(r)} x_k}{m(r) - m(r-1)}$$

for $j \in [m(r-1) + 1, m(r)]$ and $r \in [0, l]$.

Proof. The proof is given on p. 77 in [6] and p. 26 in [26], and, also, for simpler explanation of the algorithm we refer to [35]. \square

Proof of Theorem 1. Recall that the least-squares cross-validation criterion is given by

$$\begin{aligned} CV(\beta) &= \sum_{j=0}^t \hat{\phi}_{n,j}^2 - 2 \sum_{j=0}^t \hat{p}_{n,j} \hat{\phi}_{n,j}^{\setminus [j]} = \\ &= \sum_{j=0}^t (\beta \hat{h}_{n,j} + (1 - \beta) \hat{p}_{n,j})^2 - 2 \sum_{j=0}^t \hat{p}_{n,j} (\beta \hat{h}_{n,j}^{\setminus [j]} + (1 - \beta) \hat{p}_{n,j}^{\setminus [j]}). \end{aligned}$$

Then, after simplification we get

$$CV(\beta) = a_n \beta^2 - 2b_n \beta + c_n,$$

where the term c_n does not depend on β , and

$$a_n = \sum_{j=0}^t (\hat{h}_{n,j} - \hat{p}_{n,j})^2,$$

and

$$b_n = \sum_{j=0}^t \hat{p}_{n,j} (\hat{h}_{n,j}^{\setminus [j]} - \hat{p}_{n,j}^{\setminus [j]}) - \sum_{j=0}^t \hat{p}_{n,j} (\hat{h}_{n,j} - \hat{p}_{n,j}).$$

Assume, that $a_n \neq 0$. Then, $CV(\beta)$ is minimised by

$$\beta_n = \begin{cases} \frac{b_n}{a_n}, & \text{if } 0 \leq b_n \leq a_n, \\ 1, & \text{if } a_n \leq b_n, \\ 0, & \text{if } b_n \leq 0. \end{cases}$$

Next, note that if $\hat{\mathbf{p}}_n = \hat{\mathbf{h}}_n$, then $\hat{\phi}_n = \hat{\mathbf{p}}_n = \hat{\mathbf{h}}_n$ for any $0 \leq \beta_n \leq 1$, and, therefore, for consistency of notation we define $\hat{\beta}_n = 0$ when $a_n = 0$. \square

Proof of Lemma 1. First, we prove the statement for $\hat{\pi}_n$. Assume that for some j we have $\hat{p}_{n,j}^{\setminus [j]} \neq 0$ and recall that

$$\hat{\pi}_{n,j} = \hat{p}_{n,j}^{\setminus [j]} = \frac{x_j - 1}{n - 1}.$$

Next, note that

$$\frac{x_j - 1}{n - 1} - \frac{x_j}{n} = \frac{-n + x_j}{n(n - 1)} < 0.$$

Let us study the case of $\hat{\gamma}_n$. To prove the statement of the lemma we will use maximum upper sets algorithm, which is given in Lemma (3) in the Appendix. Let $\mathbf{x} = (x_0, \dots, x_t)$ be frequency data from \mathbf{p} . Next, let $\mathbf{x}^* = (x_0^*, \dots, x_t^*)$ be isotonic regression of \mathbf{x} and assume that \mathbf{x}^* has $(l + 1)$ constant regions. Let

$$-1 = m(-1) < m(1) < \dots < m(l) = t$$

be the indices of the last elements in the constant regions of \mathbf{x}^* , therefore, we have

$$x_j^* = \frac{\sum_{k=m(r-1)+1}^{m(r)} x_k}{m(r) - m(r-1)}$$

for $j \in [m(r-1) + 1, m(r)]$ and $r \in [0, l]$.

Let us consider the first constant region of \mathbf{x}^* and for some integer $q \in [0, m(0)]$ define vector $\mathbf{y} \in \mathbb{R}_+^{t+1}$

$$y_j = \begin{cases} x_j - 1, & \text{if } j = q, \\ x_j, & \text{otherwise.} \end{cases}$$

Recall, $m(0)$ is the largest integer which maximizes the following mean

$$S_1 = \frac{\sum_{k=0}^{m(0)} x_k}{m(0)}$$

Let $m'(0)$ be the largest integer which maximizes the following mean for vector \mathbf{y}

$$S_2 = \frac{\sum_{k=0}^{m'(0)} y_k}{m'(0)}.$$

and note, that since $y_j \leq x_j$ then $S_1 \leq S_2$, which proves $y_m^* \leq x_m^*$.

Next, assume that m is not in the first constant region. Note that in this case from maximum upper sets algorithm it follows that the constant regions in the isotonic regressions \mathbf{x}^* and \mathbf{y}^* are the same up to the region which contains element with index m . Then, we can use the same approach as for the first region. Therefore, we have proved that $y_m^* \leq x_m^*$.

Next, from statement (v) of Lemma 2 for $\hat{\mathbf{g}}_n$ and $\hat{\gamma}_n$ we have

$$\hat{g}_{n,m} = \frac{x_m^*}{n},$$

and

$$\hat{\gamma}_{n,m} = \frac{y_m^*}{n-1},$$

therefore, we proved that

$$\hat{\gamma}_{n,j} \leq \frac{n}{n-1} \hat{g}_{n,j}.$$

Finally, we prove the inequality for $\hat{\rho}_n$. Analogously to the case of $\hat{\gamma}_n$, let us consider the vectors \mathbf{x} and \mathbf{y} , discussed above. Note that $y_j \leq x_j$ for all j , therefore, the same componentwise inequality holds for the sorted vectors $\text{rear}(\mathbf{x})$ and $\text{rear}(\mathbf{y})$. Next, using the definition of $\hat{\mathbf{r}}_n$ and $\hat{\rho}_n$ we prove that

$$\hat{\rho}_{n,j} \leq \frac{n}{n-1} \hat{r}_{n,j}.$$

□

Proof of Theorem 3. From Theorem 2 and Slutsky's theorem for metric spaces it follows that for the case of stacked rearrangement estimator we have

$$a_n \xrightarrow{a.s.} \|\mathbf{r} - \mathbf{p}\|_2^2,$$

and

$$b_n \xrightarrow{a.s.} \langle \mathbf{p}, (\mathbf{r} - \mathbf{p}) \rangle - \langle \mathbf{p}, (\mathbf{r} - \mathbf{p}) \rangle = 0,$$

and for the case of stacked Grenander estimator we have

$$a_n \xrightarrow{a.s.} \|\mathbf{g} - \mathbf{p}\|_2^2,$$

and

$$b_n \xrightarrow{a.s.} \langle \mathbf{p}, (\mathbf{g} - \mathbf{p}) \rangle - \langle \mathbf{p}, (\mathbf{g} - \mathbf{p}) \rangle = 0.$$

Therefore,

$$\hat{\beta}_n \xrightarrow{a.s.} 0.$$

Next, since

$$\|\hat{\phi}_n - \mathbf{p}\|_k \leq \hat{\beta}_n \|\hat{\mathbf{h}}_n - \mathbf{p}\|_k + (1 - \hat{\beta}_n) \|\hat{\mathbf{p}}_n - \mathbf{p}\|_k$$

for all $1 \leq k \leq \infty$, it follows

$$\hat{\phi}_n \xrightarrow{a.s.} \mathbf{p}$$

in ℓ_k -norm for $1 \leq k \leq \infty$. □

References

- [1] BALABDAOUI, F., DUROT, C., KOLADJO, F. (2017). On asymptotics of the discrete convex LSE of a p.m.f. *Bernoulli* **23**, 1449–1480.
- [2] BALABDAOUI, F. and DE FOURNAS-LABROSSE, G. (2020). Least squares estimation of a completely monotone pmf: From Analysis to Statistics. *Journal of Statistical Planning and Inference*, **204**, 55–71.
- [3] BALABDAOUI, F. and JANKOWSKI, H. (2016). Maximum likelihood estimation of a unimodal probability mass function. *Statistica Sinica* **26**, 1061–1086.
- [4] BALABDAOUI, F., JANKOWSKI, H., RUFIBACH, K., and PAVLIDES, M. (2013). Asymptotics of the discrete log-concave maximum likelihood estimator and related applications. *Journal of the Royal Statistical Society: SERIES B: Statistical Methodology*, **75**, 769–790.
- [5] BALABDAOUI, F. and KULAGINA, Y. (2020). Completely monotone distributions: Mixing, approximation and estimation of number of species. *Computational Statistics & Data Analysis*, **150**, 107014.
- [6] BARLOW, R. E., BARTHOLOMEW, D. J., BREMNER, J. M. and BRUNK, H. D. (1972). *Statistical inference under order restrictions* John Wiley & Sons, London-New York-Sydney.
- [7] BEST, M. J. and NILOTPAL C. (1990). Active set algorithms for isotonic regression; A unifying framework. *Mathematical Programming*, **47**, 425–439.
- [8] BILLINGSLEY, P. (2013). *Convergence of probability measures*. John Wiley & Sons.
- [9] BREIMAN, L. (1995). Stacked regressions. *Machine Learning*, **24**, 49–64.
- [10] CHU, C. Y., HENDERSON, D. J. and PARMETER, C. F. (2015). Plug-in bandwidth selection for kernel density estimation with discrete data. *ECONOMETRICS*, **3**, 199–214.

- [11] CHU, C. Y., HENDERSON, D. J. and PARMETER, C. F. (2017). On discrete Epanechnikov kernel functions. *COMPUTATIONAL STATISTICS & DATA ANALYSIS*, **116**, 79–105.
- [12] DUROT, C., HUET, S., KOLADJO, F. and ROBIN, S. (2014). Least-squares estimation of a convex discrete distribution. *Computational Statistics & Data Analysis*, **67**, 282–298.
- [13] FANG, Z., MEINSHAUSEN, N. (2012). Liso isotone for high-dimensional additive isotonic regression. *Journal of Computational and Graphical Statistics*, **21**, 72–91.
- [14] FIENBERG, S. E. and HOLLAND, P. W. (1972). On the choice of flattening constants for estimating multinomial probabilities. *Journal of Multivariate Analysis*, **2**, 127–134.
- [15] FIENBERG, S. E. and HOLLAND, P. W. (1973). Simultaneous estimation of multinomial cell probabilities. *Journal of the American Statistical Association*, **68**, 683–691.
- [16] HAGHTALAB, N., MUSCO, M. and WAGGONER, B. (2019). Toward a Characterization of Loss Functions for Distribution Learning. Tech. rep., arXiv:1906.02652v2.
- [17] HASTIE, T., TIBSHIRANI, R., and TIBSHIRANI, R. (2020) Best Subset, Forward Stepwise or Lasso? Analysis and Recommendations Based on Extensive Comparisons. *Statistical Science* **35**, 579–592.
- [18] JANKOWSKI, H. K. and WELLNER, J. A. (2009). Estimation of a discrete monotone distribution. *Electronic journal of statistics*, **39**, 125–153.
- [19] JANKOWSKI, H. and TIAN, Y. H. (2018). Estimating a discrete log-concave distribution in higher dimensions. *Statistica Sinica*, **28**, 2697–2712.
- [20] LEBLANC, M. and TIBSHIRANI, R. (1996). Combining estimates in regression and lassification. *Journal of the American Statistical Association*, **91**, 1641–1650.
- [21] LUSS, R. and ROSSET, S. (2017). Bounded isotonic regression. *Electronic Journal of Statistics*, **11**, 4488–4514.
- [22] MINAMI, K. (2020). Estimating piecewise monotone signals. *Electronic Journal of Statistics*, **14**, 1508–1576.
- [23] OUYANG, D., LI, Q., and RACINE, J. (2006). Cross-validation and the estimation of probability distributions with categorical data. *Journal of Nonparametric Statistics*, **18**, 69–100.
- [24] RACINE, J. S., LI, Q. and YAN, K. X. (2020). Kernel smoothed probability mass functions for ordered datatypes. *Journal of Nonparametric Statistics*, **32**, 563–586.
- [25] RIGOLLET, P., and TSYBAKOV, A. B. (2007). Linear and convex aggregation of density estimators. *Mathematical Methods of Statistics*, **16**, 260–280.
- [26] ROBERTSON, T., WRIGHT, F. T., and DYKSTRA, R. L. (1988). *Order restricted statistical inference*. John Wiley & Sons, Ltd., Chichester.
- [27] SILVAPULLE, M. J. and SEN, P. K. (2005). *Constrained Statistical Inference*. John Wiley & Sons, Ink., Hoboken, New Jersey.
- [28] SMYTH, P. and WOLPERT, D. (1999). Linearly combined density estimators via stacking. *Machine Learning*, **36**, 59–83.

- [29] STONE, M. (1974). Cross-Validation and Multinomial Prediction *Biometrika*, **61**, 509–515.
- [30] STOUT, Q. F. (2013). Isotonic Regression via Partitioning *Algorithmica*, **66**, 93–112.
- [31] TIBSHIRANI, R. J., HOEFLING, H. and TIBSHIRANI, R. (2011). Nearly-isotonic regression. *Technometrics*, **53**, 54–61.
- [32] TRIBULA, S. (1958). Some Problems of Simultaneous Minimax Estimation. *The Annals of Mathematical Statistics*, **29**, 245–253.
- [33] WOLPERT, D. (1992). Stacked Generalization. *Neural Networks*, **5**, 241–259.
- [34] WRIGHT, F. T. (1978). Estimating strictly increasing regression functions. *Journal of the American Statistical Association*, **73**, 636–639.
- [35] WRIGHT, F. T. (1982). Monotone regression estimates for grouped observations. *The Annals of Statistics*, **10**, 278–286.

