

Binary comb models for FRB 121102

TOMOKI WADA,¹ KUNIHITO IOKA,¹ AND BING ZHANG²

¹*Center for Gravitational Physics, Yukawa Institute for Theoretical Physics, Kyoto University, Kyoto, 606-8502, Japan*

²*Department of Physics and Astronomy, University of Nevada, Las Vegas, NV 89154, USA*

ABSTRACT

The first repeating fast radio burst source, FRB 121102, is observed to emit bursts periodically. We show that FRB 121102 can be interpreted as an interacting neutron star binary system with an orbital period of ~ 159 days. We develop a binary comb model by introducing an eccentricity in the orbit. Besides the original funnel mode of the binary comb model, which was applied to FRB 180916.J0158+65 by Ioka & Zhang (2020), we also identify two new modes of the binary comb model, i.e. the τ -crossing mode and the inverse funnel mode, and apply them to interpret FRB 121102. These new developments expand the applicable parameter space, allowing the companion star to be a massive star, a massive black hole, or a supermassive black hole, with the latter two having larger parameter spaces. These models are also consistent with other observations, such as the persistent bright radio counterpart associated with the source. We also argue that the observed frequency dependence of the active window does not disfavor the binary comb model, in contrast to recent claims, and propose two possible scenarios to interpret the data.

1. INTRODUCTION

Fast radio bursts (FRBs) are bright radio transients with duration of a few milliseconds (Lorimer et al. 2007; Thornton et al. 2013; Petroff et al. 2016). Most FRBs have an extragalactic origin, and their high brightness temperature suggests that they are produced in a coherent radiation process (e.g., Katz 2018; Platts et al. 2019; Petroff et al. 2019; Zhang 2020a, for review). Some FRBs are observed to emit repeated bursts (Spitler et al. 2014, 2016; CHIME/FRB Collaboration et al. 2019a,b; Bhardwaj et al. 2021), suggesting that at least some FRBs have non-catastrophic origins. Recently, an FRB-like radio burst, FRB 200428, from a galactic magnetar SGR1935+2154 was discovered to be associated with a luminous, hard X-ray burst (Bochenek et al. 2020; CHIME/FRB Collaboration et al. 2020; Mereghetti et al. 2020; Li et al. 2021a; Ridnaia et al. 2021; Tavani et al. 2021). This event suggests that at least some FRBs originate from magnetars (Ioka 2020; Lu et al. 2020; Yuan et al. 2020; Zhang 2021; Yang & Zhang 2021). Regardless of their origin, these bursts can be useful probes for studying cosmology (e.g., Ioka 2003; Inoue 2004; Takahashi et al. 2021).

Recently, one repeating FRB source detected by Canadian Hydrogen Intensity Mapping Experiment (CHIME; CHIME/FRB Collaboration et al. 2020), i.e. FRB 180916, was found to have a 16.35-day periodicity in burst emission, with a 5-day active window in each period. Several models have been proposed to explain this periodicity. Some models explain the period by invoking the orbital period of a binary (Lyutikov et al. 2020; Ioka & Zhang 2020; Du et al. 2020; Kuerban et al. 2021; Du et al. 2021; Deng et al. 2021). For the binary comb model (Ioka & Zhang 2020), a population synthesis of binary stars has also been carried out (Zhang & Gao 2020). Other models explain the period by invoking the precession of a pulsar (Levin et al. 2020; Zanazzi & Lai 2020; Yang & Zou 2020; Li & Zanazzi 2021; Katz 2021a; Sridhar et al. 2021). Current data cannot tell which of these models is the correct solution (Zhang 2020b). In addition, recent observations by the CHIME, LOw Frequency ARray (LOFAR), upgraded Giant Metre Wavelength Radio Telescope (uGMT), and the Apertif Radio Transient System at the Westerbork Synthesis Radio Telescope (Apertif) have revealed that the active window varies with the observed frequency of the bursts (Pleunis et al. 2020; Pastor-

Marazuela et al. 2020): High frequency bursts arrive earlier than low frequency ones, and the active window is narrower in a higher frequency.

FRB 121102, the first repeater (Spitler et al. 2014, 2016), was also found to have a periodicity (Rajwade et al. 2020; Cruces et al. 2021; Li et al. 2021b). Its period is 159_{-8}^{+3} days and its active window is $\sim 47\%$ – 60% of the period. Its host galaxy is a dwarf galaxy at redshift $z = 0.193$ and its stellar mass is estimated to be $\sim (4\text{--}7) \times 10^7 M_\odot$ (Tendulkar et al. 2017). FRB 121102 is associated with a persistent radio counterpart with a luminosity of $\sim 10^{39} \text{ erg s}^{-1}$ in 1–10 GHz (Chatterjee et al. 2017; Marcote et al. 2017), as proposed before the discovery (Murase et al. 2016). Its size is less than 0.7 pc and its location is offset from the optical center of the galaxy by 0.5–1 kpc. The bursts show a rotation measure that is at least two orders of magnitude higher than other FRBs (Michilli et al. 2018). This high rotation measure may be caused by a magnetized synchrotron nebula around the source (Beloborodov 2017; Yang & Dai 2019; Hilmarsson et al. 2021) or by the strong magnetic fields around a central black hole in the host galaxy (Zhang 2018). In addition, long-term observations in more than eight years revealed secular evolution of the dispersion measure and the rotation measure (Tabor & Loeb 2020; Cruces et al. 2020; Hilmarsson et al. 2021; Katz 2021b; Li et al. 2021a; Platts et al. 2021). Although many models have been proposed to explain these features of FRB 121102 and the persistent radio counterpart, the origin is still unknown (Yang et al. 2016; Kashiyama & Murase 2017; Beloborodov 2017; Dai et al. 2017; Zhang 2018; Yang & Dai 2019; Li et al. 2020).

The cosmic comb model for FRBs (Zhang 2017, 2018; Ioka & Zhang 2020) invokes the interaction between an astrophysical stream and the magnetosphere of a neutron star to power FRBs. In the original paper (Zhang 2017), the energy source of the FRB was envisaged to be from the kinetic energy of the stream. Ioka & Zhang (2020) proposed a binary comb model to interpret the FRB 180916 and found that with a 16-day orbital period, the kinetic energy of the companion wind is not large enough to power FRBs. Rather, FRBs are intrinsically produced from the neutron star (the FRB pulsar) and the interaction (combing) serves as defining an optically-thin funnel for FRB propagation.

In this paper, we further develop the binary comb model and apply it to FRB 121102. In Sec. 2, we show that the binary with the observed period may be optically thick to the FRBs by free-free absorption or induced Compton scattering. In Sec. 3, we identify three scenarios (i.e. three modes of the binary comb model) in which the FRBs become observable periodically from an optically thick binary. In Sec. 4, we show that the upper limit on the change in the dispersion measure and the luminosity of the persistent radio counterpart constrain the parameters of the host binary. In Sec. 5, we use the binary comb model to constrain the binary system of FRB 121102. In Sec. 6, we propose two scenarios to realize the frequency-dependent active window observed in FRB 180916. Sec. 7 is devoted to a summary and discussion. In this paper, we employ the notation $Q_x = Q/10^x$ in cgs units.

2. BINARY SYSTEMS AND OPACITY

We consider a binary system with an orbital period P as the origin of periodic FRBs. The binary contains the source of FRBs (which we call the FRB pulsar). We set the mass of the FRB pulsar as M_{NS} , the mass of the companion as M_c , the semi-major axis of the binary as a , and the eccentricity of the binary as e . For a given total mass, $M_{\text{tot}} = M_{\text{NS}} + M_c$, the observed period determines the semi-major axis of the binary as

$$a = \left[\frac{GM_{\text{tot}}}{(2\pi/P)^2} \right]^{1/3} = 8.6 \times 10^{13} \text{ cm} \left(\frac{M_{\text{tot}}}{10^3 M_\odot} \right)^{1/3} \left(\frac{P}{159 \text{ day}} \right)^{-2/3}, \quad (1)$$

where G is the gravitational constant. In this paper, we consider three types of companions, a massive star (MS), a super-massive black hole (SMBH), and an intermediate-mass black hole (IMBH).¹ We adopt the mass of the MS as $10 M_\odot$, the mass of the SMBH as $10^5 M_\odot$, and the mass of the IMBH as $10^3 M_\odot$ (see Table 1). The MS is the lightest case, the SMBH is the heaviest, and the IMBH is in between. In any case, the companion of the FRB pulsar would be accompanied by a wind (which is called the companion wind in the paper), which is a stellar wind for the MS case and a disk wind for the SMBH and IMBH cases.

For the MS, we set the mass-loss rate as 10^{-9} – $10^{-3} M_\odot \text{ yr}^{-1}$. The lower limit corresponds to a weak wind for a late O-type or an early B-type star (Puls et al. 2008; Smith 2014). The upper limit corresponds to a Wolf-Rayet-like star

¹ We do not consider a neutron star or a white dwarf as the possible companion for FRB 121102. If the companion is a neutron star, it would be a millisecond pulsar because a binary neutron star system should experience recycling, and its wind luminosity would be less than $\sim 10^{37} \text{ erg s}^{-1} B_{\text{m},9} P_{\text{m},-3}$, where B_{m} is the magnetic field strength at the surface of the companion millisecond pulsar and P_{m} is its spin period. In this paper, we mainly consider the case where the luminosity of the FRB pulsar is less than that of the companion star (see Sec. 3.3 for details). For FRB 121102, the luminosity less than $\sim 10^{37} \text{ erg s}^{-1}$ can not account for the persistent radio counterpart (Beloborodov 2017; Kashiyama & Murase 2017; Yang et al. 2016; Dai et al. 2017). If the companion is a white dwarf, it would not eject a strong wind and we do not consider such a case (see Sec. 3.3 for details).

a few years before its supernova explosion (Smith 2014; Gal-Yam et al. 2014). We consider two cases for the wind velocity as $1 \times 10^{-2}c$ and $3 \times 10^{-2}c$, respectively. The former is the observed maximum velocity of the wind of a hot massive star (Kudritzki & Puls 2000). The later is an extremely high velocity case, and we will show that the persistent radio counterpart of FRB 121102 is explained only in such an extreme condition for the MS companion case (see Sec. 5).

For the SMBH and the IMBH cases, we assume that the mass-loss rate, \dot{M} , is less than the Eddington accretion rate, $\dot{M}_{\text{Edd}} = L_{\text{Edd}}/c^2$, where L_{Edd} is the Eddington luminosity. If radiation efficiency is taken into account, the accretion rate can be higher than \dot{M}_{Edd} . See Table 1 for the adopted parameters.

The companion wind can be opaque for the repeating FRB emission, making FRBs unobservable. We evaluate the optical depth, τ , to Thomson scattering, free-free absorption, and induced Compton scattering. In this paper, we do not consider the induced Raman scattering because it depends on unknown plasma properties. For simplicity, we use the criterion, $\tau < 10$, for the observability of FRBs in all scattering processes (see Lyubarsky 2008)².

To calculate optical depth, we take polar coordinates (r, θ) on the orbital plane. The FRB pulsar is at the origin and the companion star is at $r = R, \theta = \pi$ where R is the separation of the binary at a given time. R and a are related by the following equation,

$$R = \frac{a}{1 + e \cos(f)}, \quad (2)$$

where f is the true anomaly at the given time. The particle number density of the companion wind at (r, θ) is approximately

$$n(r, \theta) \simeq \frac{\dot{M}}{4\pi m_p V (r^2 + R^2 + 2Rr \cos \theta)}, \quad (3)$$

where m_p is the proton mass.

The optical depth to the Thomson scattering at (r, θ) is written as

$$\begin{aligned} \tau_{\text{Th}}(r, \theta) &= \int_r^\infty \sigma_T n(r', \theta) dr' \\ &= \frac{\sigma_T \dot{M}}{4\pi V R m_p} \int_{r/R}^\infty \frac{dx}{1 + x^2 + 2x \cos \theta} \\ &\sim 6.7 \times 10^{-7} \left(\frac{\dot{M}}{10^{-9} M_\odot \text{ yr}^{-1}} \right) \left(\frac{V}{10^{-2} c} \right)^{-1} R_{13}^{-1} \begin{cases} \frac{\pi}{2} - \varphi & (\theta \neq 0, \pi) \\ (1 + r/R)^{-1} & (\theta = 0, \pi) \end{cases}, \end{aligned} \quad (4)$$

where σ_T is the Thomson cross section, c is the speed of light, $\varphi = \arctan \frac{(r/R) + \cos \theta}{\sin \theta}$, and $x = r'/R$. For FRB 121102, the system is transparent to Thomson scattering (see Table 1). This is obvious because we assume that \dot{M} for the SMBH and the IMBH is less than the Eddington accretion rate (see Table 1).

The optical depth to the free-free absorption is (Rybicki & Lightman 1979)

$$\begin{aligned} \tau_{\text{ff}}(r, \theta) &= \int_r^\infty \alpha_{ff} dr' \\ &\simeq \frac{4q^6}{3m_e c k} \left(\frac{2\pi}{3k m_e} \right)^{1/2} T^{-3/2} \nu^{-2} \bar{g}_{ff} \left(\frac{\dot{M}}{4\pi V m_p R^2} \right)^2 R \times \int_{r/R}^\infty \frac{dx}{(1 + x^2 + 2x \cos \theta)^2} \\ &\sim 1.8 \times 10^{-3} T_4^{-3/2} \nu_9^{-2} \bar{g}_{ff} \left(\frac{\dot{M}}{10^{-9} M_\odot \text{ yr}^{-1}} \right)^2 \left(\frac{V}{10^{-2} c} \right)^{-2} R_{13}^{-3} \begin{cases} \frac{1}{2 \sin^3 \theta} \left(\frac{\pi}{2} - \varphi - \frac{\sin 2\varphi}{2} \right) & (\theta \neq 0, \pi) \\ \frac{1}{3(1+r/R)^3} & (\theta = 0, \pi) \end{cases}, \end{aligned} \quad (5)$$

where q is the elementary charge, m_e is the electron mass, k is the Boltzmann constant, ν is the frequency of the FRB, T is the temperature of the wind, and \bar{g}_{ff} is the mean Gaunt factor for bremsstrahlung. The frequency and

² This value of 10 is the order of the optical depth at which the FRB would become unobservable. For $\tau = 1$, the FRB intensity is $1/e \simeq 0.4$ times smaller than that for $\tau = 0$, but the FRB would be still observable because of its high intensity. Thus, to Thomson scattering and free-free absorption, we adopt the criterion $\tau < 10$, where the intensity decreases by a factor of $\sim 10^{-5}$. To induced Compton scattering, this criterion is introduced in Lyubarsky (2008). For $\tau > 10$, FRBs would be scattered out of the FRB beam and would not be observable.

the temperature in this paper are in the small-angle classical regime (Novikov & Thorne 1973). For FRB 121102, the optical depth to the free-free absorption can be higher than 10 (Table 1).

For an FRB with luminosity L_{FRB} and duration Δt , the optical depth for induced Compton scattering is (Lyubarsky 2008)

$$\begin{aligned} \tau_{\text{IdC}}(r, \theta) &= \frac{3\sigma_T}{8\pi} \frac{c}{m_e \nu^3} n(r, \theta) \frac{L_{\text{FRB}}}{4\pi r^2} \Delta t \\ &\sim 2.1 \times 10 \nu_9^{-3} \left(\frac{\dot{M}}{10^{-9} M_\odot \text{ yr}^{-1}} \right) \left(\frac{V}{10^{-2} c} \right)^{-1} R_{13}^{-4} (L_{\text{FRB}} \Delta t)_{38} \left[\frac{1}{x^2 (1 + x^2 + 2x \cos \theta)} \right]_{x=r/R}. \end{aligned} \quad (6)$$

The above expression is valid if $\theta_b > (2c\Delta t/r)^{1/2} \sim 8 \times 10^{-3} (\Delta t/10\text{ms})^{1/2} r_{13}^{-1/2}$, where θ_b is the half-opening angle of the FRB beam. The binary can be optically thick to induced Compton scattering (Table 1).

Strictly speaking, for a given θ , a photospheric radius for each process is obtained by solving $\tau_i(r_{\text{ph},i}, \theta) = 10$ for $r_{\text{ph},i}$ where $i = \text{Th, ff, IdC}$. The photospheric radius of the binary, r_{ph} , equals the largest of these radii. If the photospheric radius is larger than the typical length scale of the funnel created by the wind of the FRB pulsar (FRB pulsar wind), the binary is optically thick. The typical length scale of the funnel is calculated in Sec. 3.1.

Table 1. The parameters for the companion star and the optical depth for each scattering process. M_c is the mass of the companion, a is the semi-major axis determined by the observed period, V is the velocity of the wind, \dot{M} is the mass-loss rate, and τ_i is the optical depth where $i = \text{Th, ff, IdC}$. These optical depths are evaluated at $r = a$ here. In Sec. 3 and later sections, we evaluate the optical depth at $r = R_f$ where R_f is the funnel size (see Sec. 3.1). Thus, the optical depth can be higher than the values in this table.

model	M_c (M_\odot)	a (cm)	V (c)	\dot{M} ($M_\odot \text{ yr}^{-1}$)	τ_{Th}	τ_{ff}	τ_{IdC}
MS	10	1.9×10^{13}	$1 \times 10^{-2}, 3 \times 10^{-2}$	$10^{-9} - 10^{-3}$	$10^{-7} - 10^{-1}$	$10^{-4} - 10^8$	$10^{-2} - 10^6$
IMBH	10^3	8.6×10^{13}	$3 \times 10^{-2}, 1 \times 10^{-1}$	$10^{-9} - 10^{-6}$	$10^{-8} - 10^{-5}$	$10^{-8} - 10^{-1}$	$10^{-4} - 1$
SMBH	10^5	4.0×10^{14}	$3 \times 10^{-2}, 1 \times 10^{-1}$	$10^{-9} - 10^{-4}$	$10^{-9} - 10^{-4}$	$10^{-10} - 10$	$10^{-6} - 0.1$

3. BINARY COMB MODEL

The binary comb model explains the periodic activity of the FRBs by the periodic variation of the optical depth along the line of sight. There are three modes of configurations for the opacity variation. The first mode is the funnel mode (Fig. 1a) proposed by Ioka & Zhang (2020) and Lyutikov et al. (2020). In the optically thick companion wind, the FRB pulsar wind would create a funnel. The FRBs are observable only when the funnel points toward Earth because the opacity is low in the funnel. The second mode is the τ -crossing mode (Fig. 1b), which we find in this paper for the first time. In this mode, the orbit intersects the photosphere and the FRB pulsar goes in and out the photosphere during the period. The last mode is the inverse funnel mode (Fig. 1c), which is also identified in this paper for the first time. In this mode, the FRB pulsar wind is stronger than that of the companion. The companion wind points toward the opposite direction of the FRB pulsar and blocks the FRBs from the FRB pulsar, producing the periodicity. Throughout this paper, we assume that the FRB pulsar wind does not absorb or scatter the FRBs.

In this section, we assume that the binary is observed from the direction of its periapsis in an edge-on configuration. We also assume that the FRBs are radiated isotropically for simplicity. The isotropic radiation does not necessarily mean that individual FRBs are radiated spherically. Each FRB emission may be beamed and we assume that it is radiated in random direction. The general viewing angle case and the effect of beaming are discussed in Sec. 5 for FRB 121102 and in Appendix A.

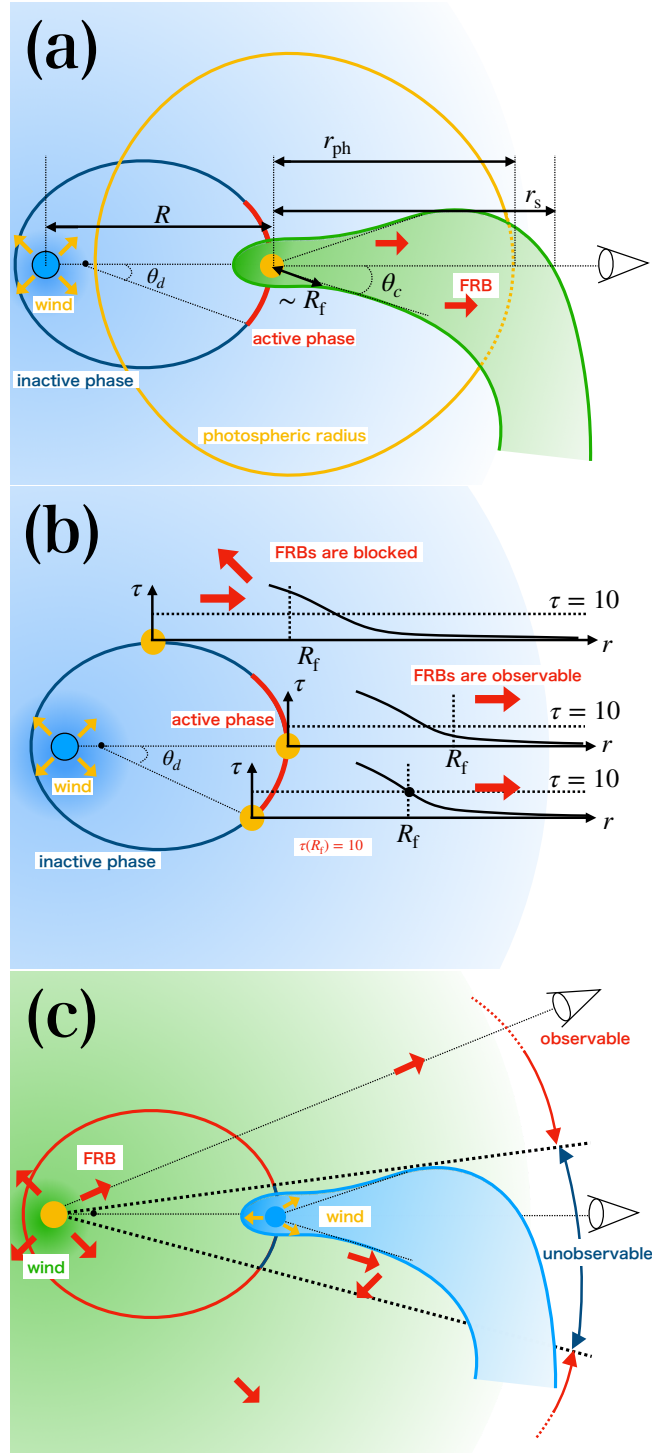


Figure 1. The three modes of the binary comb model: (a) The funnel mode for a periodic FRB. The yellow circle is the FRB pulsar, and the blue circle is the companion. The ellipsoid is the orbit of the FRB pulsar. Several lengths are shown: R is the separation of the binary, r_{ph} is the photospheric radius, r_s is the length of the spiral arm, and R_f is the funnel size. The angle θ_c is the half-opening angle of the funnel and θ_d is the required angle to explain the duty cycle. The red curve corresponds to the active phase and the blue curve corresponds to the inactive phase for an observer on the right. In the funnel mode, $\theta_c = \theta_d$ and $r_s > r_{\text{ph}} > R_f$ at $f = \pi \pm \theta_d$ are required. (b) The τ -crossing mode for a periodic FRB. R_f is the funnel size. The optical depth, τ , is measured from infinity to R_f . If the optical depth is lower than 10 at $r = R_f$, the FRB is observable. The optical depth changes depending on the orbital phase: $\tau(R_f) < 10$ in the active phase (on the red curve), and $\tau(R_f) \geq 10$ in the inactive phase (on the blue curve). In the τ -crossing mode, $\theta_c \leq \theta_d$ and $r_{\text{ph}} = R_f$ at $f = \pi \pm \theta_d$ are required. (c) The inverse funnel mode for a periodic FRB. In this figure, the ellipsoid is the orbit of the companion. The companion wind creates a funnel in the strong FRB pulsar wind. If this funnel is on the line of sight, the FRB is not observable (inactive phase). If the binary has non-zero eccentricity, the active window for the observers in the direction of the periastris of the FRB pulsar is longer than that in the direction of the apoastris.

3.1. *funnel mode*

In the funnel mode, FRBs are observable when the funnel points toward Earth because the funnel created by the FRB pulsar wind makes the optical depth smaller. Thus, the observed duty cycle determines the half-opening angle of the funnel. Also, the funnel must extend in the radial direction to the outside of the photosphere, otherwise the FRBs are eventually blocked by the companion wind. To evaluate these conditions, we calculate three quantities; the range of the true anomaly where the FRBs are observable, the half-opening angle of the funnel, and the length of the spiral arm where the tail of the funnel is spiraled by the orbital motion.

For a given duty cycle, the range of the true anomaly where the FRBs are observable is determined as follows. As we can generally take the coordinates so that f increases with time, the FRB becomes observable when the true anomaly, f , equals $\pi - \theta_d$ and becomes unobservable when $f = \pi + \theta_d$. The time taken to orbit from $f = \pi - \theta_d$ to $f = \pi + \theta_d$ is expressed as (Poisson & Will 2014)

$$T = 2 \int_{\pi - \theta_d}^{\pi} \sqrt{\frac{(1 - e^2)^3 a^3}{GM_{\text{tot}}}} \frac{df}{(1 + e \cos f)^2}. \quad (7)$$

With the eccentric anomaly u , this integral is expressed only by elementary functions as

$$T = 2 \sqrt{\frac{a^3}{GM_{\text{tot}}}} [\pi - (u_d - e \sin u_d)], \quad (8)$$

where $u_d = 2 \tan^{-1} \left(\sqrt{\frac{1-e}{1+e}} \tan \frac{\pi - \theta_d}{2} \right)$. To realize the observed duty cycle, $\sim 47\%$, T/P must be equal to 0.47 where $P = 2\pi \sqrt{\frac{a^3}{GM_{\text{tot}}}}$ is the orbital period. This condition is given as

$$\frac{T}{P} = \frac{1}{\pi} (\pi - u_d + e \sin u_d) = 0.47, \quad (9)$$

which gives a relation between e and θ_d . Figure 2 shows this relation. The higher the eccentricity, the smaller the angle θ_d . This is because the FRB pulsar spends more time near the apoapsis for a higher eccentricity.

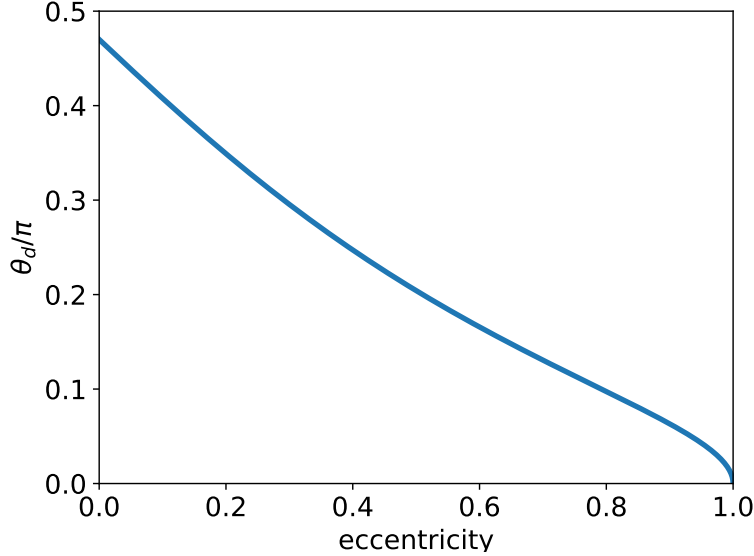


Figure 2. The relation between the eccentricity, e , and θ_d , the required angle to explain the duty cycle. The duty cycle of the periodic FRB equals 47% in this figure. This relation is derived by solving Eq. (9).

The half-opening angle of the funnel, θ_c , is determined by the pressure balance between the FRB pulsar wind and the companion wind. Using the thin-shell approximation, θ_c is determined by

$$\begin{aligned} -\theta_c + \tan \theta_c &= \frac{\beta\pi}{1-\beta}, \\ \beta &= \frac{L_w/c}{\dot{M}V}, \end{aligned} \quad (10)$$

where L_w is the luminosity of the FRB pulsar wind (Canto et al. 1996). We consider the case that β is smaller than unity in the funnel mode.³ θ_c does not depend on the true anomaly or the semi-major axis of the binary and thus does not change with time. Here, we neglect the effect of the orbital motion on the half-opening angle because the orbital motion is much slower than the stellar wind. We assume that the shape of the funnel is a cone whose vertex is the FRB pulsar and whose half-opening angle equals θ_c . The FRBs are observable while the line of sight is inside the cone. The opening angle of the funnel becomes almost constant above a radius R_f (see Fig. 1) where the pressure of the companion wind balances the FRB pulsar wind. This radius, R_f , which we call the funnel size, is determined by

$$\frac{\dot{M}}{4\pi V(R^2 + R_f^2)} V^2 \sim \frac{L_w}{4\pi c R_f^2}, \quad (11)$$

where we have used the approximation that $R^2 + R_f^2 + 2RR_f \cos \theta \sim R^2 + R_f^2$. Solving Eq. (11), we obtain

$$R_f \sim \sqrt{\frac{1}{\beta^{-1} - 1}} R. \quad (12)$$

For a high β value, one has $R_f \sim \sqrt{1/(1-\beta)}R$, and for a low β value, one has $R_f \sim \sqrt{\beta}R$. We adopt R_f to evaluate the optical depths (see Sec. 2). Although the exact funnel size depends on the direction of the observer, we adopt R_f as the typical value of funnel size and do not consider its angular structure.

In the funnel mode, the length of the spiral arm, r_s , where the tail of the funnel is spiraled by the orbital motion (Parkin & Pittard 2008; Bosch-Ramon et al. 2015), should be larger than the photospheric radius, r_{ph} . We evaluate r_s by splitting the contact discontinuity of the funnel into two sections. One is a shocked cap where the orbital motion does not affect the structure of the bow shock (the red curve in Fig. 3). The other is the ballistic contact discontinuity where the orbital motion changes the shape of the funnel (the green curve in Fig. 3). In the ballistic contact discontinuity, the fluid elements flow ballistically with the velocity V because the densities of both winds have almost the same dependence on distance. For simplicity, we ignore the skew of the shock cap by the orbital motion discussed in Parkin & Pittard (2008) and assume that the fluid element in the ballistic contact discontinuity has a half-opening angle θ_c . To calculate r_s , we introduce two true anomalies f_1 , f_2 , and a time duration Δt . Here f_2 is the true anomaly when the FRB pulsar is on the line of sight from the observer to the companion, f_1 is the true anomaly such that the fluid element ejected at f_1 along the contact discontinuity reaches the line of sight at f_2 (see Fig. 3), and Δt is the time duration taken for the FRB pulsar to orbit from f_1 to f_2 . Using the sine theorem, we obtain the relation between r_s and the other parameters as

$$\frac{a(1 + e \cos f_2)^{-1} + r_s}{\sin \theta_c} = \frac{V \Delta t}{\sin(f_2 - f_1)} = \frac{a(1 + e \cos f_1)^{-1}}{\sin(\theta_c - (f_2 - f_1))}. \quad (13)$$

For a given f_2 , we obtain f_1 using the second equation and by substituting f_1 into the first equation, we obtain r_s . Assuming that $|f_1 - f_2| \ll 1$ and thus $f_2 - f_1 \simeq \dot{\phi} \Delta t$, we obtain the length of the spiral arm as

$$\begin{aligned} r_s &= \sin \theta_c \frac{V}{\dot{\phi}} - \frac{a}{1 + e \cos f_2} \\ &= \sin \theta_c \frac{V}{\Omega} (1 - e^2)^{3/2} (1 + e \cos f_2)^{-2} - \frac{a}{1 + e \cos f_2}, \end{aligned} \quad (14)$$

where $\Omega = \sqrt{\frac{GM_{\text{tot}}}{a^3}}$ and $\dot{\phi} = \Omega (1 - e^2)^{-3/2} (1 + e \cos f_2)^2$.

³ The case that $\beta \geq 1$ is considered in the inverse funnel mode (Sec. 3.3).

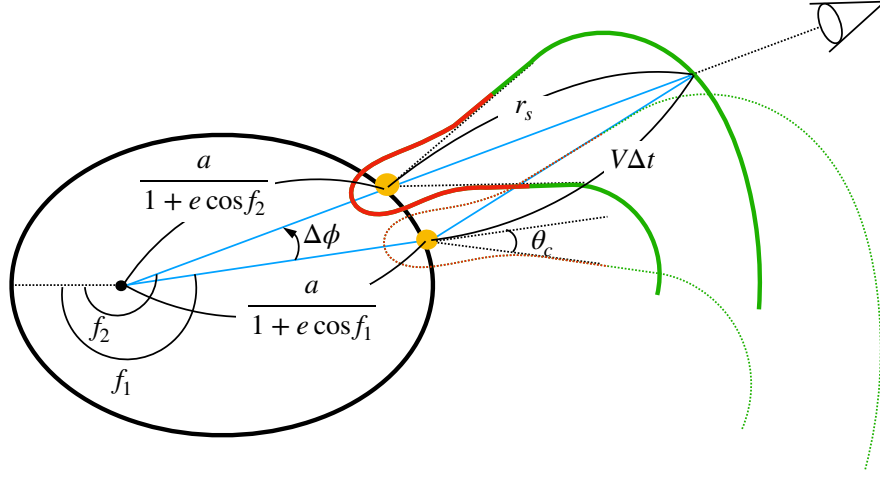


Figure 3. The configuration of the funnel used to calculate the length of the spiral arm r_s . The sine theorem is applied to the blue triangle.

There are three conditions for the funnel mode. The first condition is that the companion wind must be optically thick to FRBs so that the FRBs in the inactive phase are absorbed or scattered by the companion wind ($r_{\text{ph}} > R_f$). The second condition is that the half-opening angle of the funnel must be such that the duty cycle can be explained ($\theta_c = \theta_d$). The third condition is that the funnel must extend radially enough for FRBs not to be blocked by the companion wind. Thus, the length of the spiral arm must be larger than the photospheric radius ($r_s > r_{\text{ph}}$). These conditions for the funnel mode are represented as

$$\theta_c = \theta_d, \quad (15)$$

$$r_s > r_{\text{ph}} > R_f. \quad (16)$$

The latter condition is evaluated at $f = \pi \pm \theta_d$.

3.2. τ -crossing mode

In the τ -crossing mode, the FRBs in the active phase become observable because the optical depth on the line of sight gets lower than 10 (Fig. 1b). This condition requires that the photospheric radius equals the funnel size at $f = \pi \pm \theta_d$ where θ_d is obtained by solving Eq. (9). Also, the half-opening angle of the funnel must be small enough that the FRBs in the inactive phase do not become observable through the funnel. This condition requires $\theta_c \leq \theta_d$. Thus, the conditions for the τ -crossing mode are

$$\theta_c \leq \theta_d, \quad (17)$$

$$r_{\text{ph}} = R_f. \quad (18)$$

The latter condition is evaluated at $f = \pi \pm \theta_d$.

3.3. Inverse funnel mode

In this subsection, we consider the case that $\beta = L_w / \dot{M} V c \geq 1$. In this case, the companion wind is pushed back by the FRB pulsar wind and points to the inverse direction of the FRB pulsar (Fig. 1c). Still the companion wind may block FRBs from the FRB pulsar. We approximate the shape of the companion wind as a cone whose half-opening angle equals θ_c (see Sec. 3.1).

In the case of $\beta \geq 1$, for any L_w and \dot{M} , the observed duty cycle is realized by choosing viewing angle and eccentricity appropriately. The reason is as follows. We first consider that the binary is observed edge-on. For given L_w and \dot{M} , the funnel shape is determined. In the inverse funnel mode, FRBs are not observable as the line of sight is inside the cone of the companion wind. Let us assume $e = 0$. Then, the duty cycle of the periodic FRB is determined uniquely. If this duty cycle is shorter than the observed value, by letting the eccentricity higher and observing the binary from the direction of the periaapsis of the FRB pulsar, the duty cycle gets longer and the observed duty cycle is realized. In contrast to this, if the duty cycle for $e = 0$ is longer than the observation, by increasing eccentricity and observing from the direction of the apoapsis of the FRB pulsar, the duty cycle gets shorter and the observed duty cycle is realized. Changing the inclination angle increases the duty cycle because the FRB pulsar is more easily observed.

This mode differs from the case of $\beta < 1$ in the following way. The FRB pulsar wind is stronger than that of the companion in this mode. Thus, the companion wind cannot affect the magnetosphere of the FRB pulsar and the FRB emission is not affected by the binary interaction. As a result, one of the models to realize the frequency-dependence of the active window is not applicable to the case of $\beta \geq 1$ because any aurora particles are not expected (see Sec. 6 for more details).

In this mode, only the constraint $\beta = L_w/\dot{M}Vc > 1$ is imposed on L_w and \dot{M} . Thus we do not consider this mode later. We mainly consider the case of $\beta < 1$.

4. OTHER CONSTRAINTS

4.1. Change in dispersion measure

The observed change in the dispersion measure, ΔDM , also gives constraint on the host binary. The change of DM due to orbital motion must be smaller than the observed upper limit of variability, which is of the order $6\text{ cm}^{-3}\text{ pc}$ for FRB 121102 (Li et al. 2021b). We calculate the dispersion measure, DM, from the edge of the spiral arm, r_s , to infinity. ΔDM is obtained by comparing the values at $f = \pi$ (apoapsis) and at $f = \pi + \theta_d$. In the calculation, we ignore the θ -dependence of the wind number density and set $\theta = 0$ for simplicity. The dispersion measure is given by

$$\begin{aligned} \text{DM} &\simeq \int_{r_s}^{\infty} n dr \\ &= \int_{r_s}^{\infty} \frac{\dot{M}}{4\pi m_p V (r^2 + R^2 + 2Rr)} dr \\ &= \frac{\dot{M}}{4\pi m_p V} \frac{1}{r_s + R} \\ &= 3.24 \times 10^7 \text{ cm}^{-3}\text{ pc} \frac{1}{r_s/R + 1} \left(\frac{\dot{M}}{M_{\odot}\text{yr}^{-1}} \right) \left(\frac{R}{10^{14} \text{ cm}} \right)^{-1} \left(\frac{V}{0.01c} \right)^{-1}. \end{aligned} \quad (19)$$

Thus, the difference of DM in the active phase is given by

$$\begin{aligned} \Delta\text{DM} &= \frac{\dot{M}}{4\pi m_p V} \left(\frac{1}{r_s + R} \Big|_{f=\pi} - \frac{1}{r_s + R} \Big|_{f=\pi+\theta_d} \right) \\ &= \frac{\dot{M}}{4\pi m_p V a X(\pi)} \left[1 - \frac{X(\pi)}{X(\pi + \theta_d)} \right], \end{aligned} \quad (20)$$

where we have defined

$$X(f) = \frac{r_s + R}{a} \Big|_f = \sin \theta_c \frac{V}{a\Omega} (1 - e^2)^{3/2} (1 + e \cos(f))^{-2} + \frac{M_{\text{NS}}}{M_c} \frac{1}{1 + e \cos f}, \quad (21)$$

and used Eq. (14). This value must be smaller than the observed upper limit on the change of DM.

We note that the formula Eq. (20) is also used for the τ -crossing mode. In the τ -crossing mode, this is a conservative constraint on the ΔDM . If $\theta_c < \theta_d$, FRBs enter the companion wind at $\sim R_f$ instead of $\sim r_s$ and ΔDM becomes higher than Eq. (20).

4.2. Persistent radio counterpart

We consider the consistency with the persistent radio counterpart of the FRB 121102 (Chatterjee et al. 2017; Marcote et al. 2017). There are two possibilities for the source of this persistent radio counterpart.

One is the synchrotron nebula emission powered by the pulsar wind of the FRB pulsar or by the magnetar flare. The nebula is formed by the interaction between the supernova ejecta and the FRB pulsar wind (Kashiyama & Murase 2017; Yang et al. 2016), by the interaction between the interstellar matter and the FRB pulsar wind⁴ (Dai et al. 2017), or by the interaction between the supernova ejecta and the ejecta of the magnetar flare (Beloborodov 2017). In these models, the wind luminosity of the FRB pulsar, L_w , should be high enough to energize the persistent radio counterpart. If the persistent radio counterpart is due to the nebula emission,

$$L_w \geq L_{w,\text{lower}} \quad (22)$$

is required where $L_{w,\text{lower}}$ is the lower limit on the wind luminosity of the FRB pulsar to energize the persistent radio counterpart. We note that the value depends on the parameters of the nebula, such as the age of the nebula, the ejecta mass, the energy of the supernova, and so on. For FRB 121102, we adopt $L_{w,\text{lower}} \sim 10^{40} \text{ erg s}^{-1}$ (Beloborodov 2017; Kashiyama & Murase 2017; Yang et al. 2016; Dai et al. 2017).

The other possibility is that the persistent radio counterpart is due to the activity of the companion. For example, for the SMBH companion case, the persistent radio counterpart might be due to the AGN activity of the SMBH (Zhang 2018). The kinetic luminosity of the outflow equals $\frac{1}{2}\dot{M}V^2$ and some fraction of this luminosity would be converted into the radio luminosity, L_{radio} . Thus, in this case, the kinetic luminosity must be higher than the luminosity of the persistent radio counterpart,

$$\frac{1}{2}\dot{M}V^2 > L_{\text{radio}}. \quad (23)$$

This is the least necessary condition for this case because the emission efficiency in the radio band would be less than unity.

The radio efficiency would change the constraint of Eq. (23). If an ϵ_e fraction of the kinetic energy is converted to electron energy and an η_r fraction of the electron energy is radiated in the radio band, we obtain

$$\epsilon_e \eta_r \frac{1}{2}\dot{M}V^2 \geq L_{\text{radio}} \quad (24)$$

instead of Eq. (23). We adopt $\epsilon_e \eta_r \sim 10^{-3}$ in later discussions.

In the SMBH or IMBH case, the radio emission may originate from synchrotron radiation in the jet. In that case, some fraction of the accretion luminosity, $\dot{M}_{\text{acc}}c^2$ where \dot{M}_{acc} is the mass accretion rate of the black hole, is converted to the total jet luminosity, and some of the jet luminosity is radiated in the radio band. On the other hand, some fraction of the accretion luminosity, $\dot{M}_{\text{acc}}c^2$, is converted to the outflow kinetic luminosity, $\dot{M}V^2/2$. Thus, the $\dot{M}V^2$ factor may not be directly related to L_{radio} so that conditions looser than Eq. (23) is possible.

5. BINARY COMB MODEL FOR FRB 121102

Using the binary comb model discussed so far, we constrain the parameters of the host binary of FRB 121102. The parameters used here are as follows. The period of FRB 121102 is 159 days and its duty cycle is 47% (Rajwade et al. 2020; Cruces et al. 2020) (The frequency dependence of the duty cycle is discussed in Sec. 6). The change in the dispersion measure, ΔDM , is less than $6 \text{ cm}^{-3} \text{ pc}$ (Li et al. 2021b). Also, FRB 121102 is associated with the persistent radio counterpart whose luminosity, L_{radio} , is $10^{39} \text{ erg s}^{-1}$ (Chatterjee et al. 2017; Marcote et al. 2017). If this persistent radio counterpart is the emission of a synchrotron nebula, the lower limit on the pulsar wind luminosity of the FRB pulsar is adopted as $L_{w,\text{lower}} = 10^{40} \text{ erg s}^{-1}$ (see Sec. 4.2). We fix the frequency of FRBs, ν , as 1 GHz, the energy of FRBs, $L_{\text{FRB}}\Delta t$, as $1 \times 10^{38} \text{ erg}$, and the temperature of the wind, T , as 10^4 K . The FRB energy is adopted as $L_{\text{FRB}}\Delta t = 1 \times 10^{38} \text{ erg}$, at which the event rate is highest in Cruces et al. (2020).

There are seven parameters for the binary, M_c , V , e , \dot{M} , L_w , the viewing angle, and the inclination angle. First, we consider the case that the binary is observed from the direction of its periastris with an edge-on geometry. The effects of the viewing angle and the inclination angle are discussed later in this section and in Appendix A. In this section,

⁴ In this case, the FRB pulsar must have a high kick velocity.

for given M_c and V values, we put constraints on \dot{M} , L_w , and e . As in the previous section, we assume that each FRB is radiated spherically or the FRBs are radiated in random directions. The beaming effect is considered later.

Figures 4–6 show the constraints on the binary system of FRB 121102 in the cases that the companion is an SMBH ($10^5 M_\odot$), an MS ($10 M_\odot$), and an IMBH ($10^3 M_\odot$). The colored region is allowed in the funnel mode or the τ -crossing mode and the color contour shows the lower limit on the eccentricity. The cyan line represents the boundary between the funnel mode (above the line; Sec. 3.1) and the τ -crossing mode (below the line; Sec. 3.2). For a given eccentricity, the region allowed by the funnel mode corresponds to the line where θ_c is constant. This is because θ_d is uniquely determined for a given eccentricity (Eq. 9) and $\theta_d = \theta_c$ is one of the conditions for the funnel mode (Eq. 15). The left ends of these lines (the cyan line) are determined by the condition that the binary system is optically thick, $r_{ph} > R_f$, at $f = \pi \pm \theta_d$ (Eq. 16). The right ends (part of the black line) are determined by the condition that the length of the spiral arm is longer than the photospheric radius, $r_s > r_{ph}$, at $f = \pi \pm \theta_d$ (Eq. 16). The region allowed by the τ -crossing mode corresponds to the line where $r_{ph} = R_f$ at $f = \pi \pm \theta_d$ (Eq. 18). The right ends of these lines (the cyan line) are determined by the condition that the funnel is small enough that the FRBs emitted in the inactive phase are not observable (Eq. 17). This line coincides with the line where the binary system becomes optically thick in the funnel mode. The area allowed in the τ -crossing mode does not have a left edge. This is because no matter how low \dot{M} is chosen, by choosing a low L_w , the funnel size becomes smaller. Then, the FRBs are scattered by the induced Compton scattering and the periodicity can be realized. The leftmost black line shows the parameters that realize the periodicity of FRB 121102 for the case of $e = 0$. The black line on the right of the yellow-colored region corresponds to the parameters for the case of $e = 0.95$. The light pink line is the line where $\Delta DM = 6 \text{ cm}^{-3} \text{ pc}$. The right side of this pink line is excluded because ΔDM becomes higher than the observed upper limit. The green dashed line represents $L_w = L_{w, \text{lower}}$, and the green dash-dotted line represents $L_{\text{radio}} = \dot{M}V^2/2$. To energize the persistent radio counterpart by wind, L_w must be higher than the green dashed line (energized by the FRB pulsar wind) or \dot{M} must be higher than the green dash-dotted line (energized by the companion wind). The magenta dashed line is the line where $\beta = L_w/\dot{M}Vc = 1$ is satisfied. Above this line, the inverse funnel mode is realized. In summary, if the persistent radio counterpart is energized by wind, the allowed region is as follows: the colored region to the left of the light pink line and above the green dashed line for the effect of the radio efficiency, the colored region between the light pink line and the green dash-dotted line⁵, and the region above the magenta dashed line.

For the SMBH case (Fig. 4), there are allowed regions. Two different wind velocity cases, $V = 3 \times 10^{-2}c$ and $V = 1 \times 10^{-1}c$ are shown. In both cases, there are allowed regions in the inverse funnel mode where the persistent radio counterpart is energized by the disk wind or the FRB pulsar wind. In the case of $V = 3 \times 10^{-2}c$ (left panel of Fig. 4), the maximum value of $\frac{1}{2}\dot{M}V^2$ for the funnel mode or τ -crossing mode is about one hundred times higher than L_{radio} . Thus, if the AGN activity of the SMBH is responsible for the persistent radio counterpart, the emission efficiency in the radio band must be higher than ~ 0.01 . This value is higher than the adopted radio efficiency introduced in the last paragraph in Sec. 4.2, and so the disk wind cannot energize the persistent radio counterpart in these modes. Thus, only the FRB pulsar wind can be responsible for the persistent radio counterpart. In the case of $V = 1 \times 10^{-1}c$ (right panel of Fig. 4), the allowed region becomes larger than that for $V = 3 \times 10^{-2}c$. The AGN activity can explain the persistent radio counterpart as long as the emission efficiency in the radio band is higher than $\sim 4 \times 10^{-4}$, that is, the disk wind can energize the persistent radio counterpart in these modes. The FRB pulsar wind can also energize the persistent radio counterpart. For the SMBH case, if the radio emission originates from the jet, the green dash-dotted line can move to the left and the allowed region becomes larger. The stellar mass of the host galaxy of FRB 121102 is about $(4-7) \times 10^7 M_\odot$. The spectra of dwarf galaxies with such small masses are not well understood. Thus, the SMBH at a slight offset from the galaxy center could be responsible for the persistent radio counterpart and its observed spectrum.

For the MS case (Fig. 5), two different wind velocity cases, $V = 1 \times 10^{-2}c$ (the observed maximum velocity) and $V = 3 \times 10^{-2}c$ (extremely high velocity) are shown. In both cases, there are allowed regions in the inverse funnel mode where the persistent radio counterpart would be energized by the FRB pulsar wind. An extremely high mass loss rate ($\gtrsim 10^{-1.5} M_\odot \text{ yr}^{-1}$) is required to energize the persistent radio counterpart by the companion wind with a radio efficiency of 10^{-3} . If $V = 3 \times 10^{-2}c$, there are allowed region in the funnel mode where the persistent radio counterpart is energized by the FRB pulsar wind (right panel of Fig. 5). If $V = 1 \times 10^{-2}c$, in the allowed region for the funnel mode or τ -crossing mode, the FRB pulsar wind luminosity is too weak to reproduce the persistent radio

⁵ See Sec. 4.2

counterpart (left panel of Fig. 5). Furthermore, the kinetic luminosity of the companion wind is lower than the radio luminosity of the persistent radio counterpart. Thus, the MS case with typical velocities $V \lesssim 1 \times 10^{-2}c$ is excluded in the funnel mode and τ -crossing mode.

For the IMBH case (Fig. 6), there are allowed regions in the cases of $V = 1 \times 10^{-1}c$ and $V = 3 \times 10^{-2}c$. In both the velocity cases, the inverse funnel mode is possible and the persistent radio counterpart is energized by the activity of the IMBH or the FRB pulsar wind. In the case of $V = 1 \times 10^{-1}c$, the persistent radio counterpart is energized by the synchrotron nebula or by the activity of the IMBH in the funnel mode or τ -crossing mode. In the case of $V = 3 \times 10^{-2}c$, the disk wind cannot be responsible for the persistent radio counterpart in the funnel mode or τ -crossing mode if the radio efficiency is taken into account, while the FRB pulsar is able to energize the persistent radio counterpart. As these figures show, the allowed region is highly dependent on the wind velocity of the companion wind.

The beaming effect of each FRB loosens the constraints on the parameter space. In the funnel mode, if FRBs are beamed, the half-opening angle of the funnel, θ_c , must be larger than θ_d . This is because the beaming effect makes the active window shorter than that without the beaming effect. For a given eccentricity, on the line of $\theta_d = \theta_c$ (constant eccentricity line for the funnel mode; see Figs. 4–6), the observed duty cycle is realized without the beaming effect. For that eccentricity, between this line and the magenta dashed line, we have $\theta_d < \theta_c$ and the active window is larger than that on the $\theta_d = \theta_c$ line. Therefore, for a given eccentricity, the region between the line of $\theta_d = \theta_c$ and the magenta dashed line is also allowed if the beaming effect is taken into account. In the τ -crossing mode, if FRBs are beamed, θ_d must be larger than the value for the unbeamed case. Thus, for a given eccentricity, the allowed region is to the left of the line allowed in the unbeamed case. The region to the right of the colored region is not allowed even if the beaming effect is taken into account.

If we consider the general viewing angle, there are two effects on the allowed region for the funnel mode. One effect is that the allowed region gets smaller. First, we consider the effect of changing the argument of periapsis. For given θ_c (i.e., L_w and \dot{M}) and e , if the argument of periapsis is changed, the duty cycle gets shorter (see Figs. 11 and 12 in Appendix A). To make the duty cycle longer, the eccentricity must get higher. If there is an eccentricity which realizes the observed duty cycle, these parameters are also allowed. However, if there is no such eccentricity, these parameters are not allowed in the given argument of periapsis. Next, changing the inclination angle also makes the required eccentricity higher because the half-opening angle of the funnel effectively becomes smaller (see Appendix A). The other effect is that the disallowed region between the magenta dashed line and the colored region in Figs. 4–6 might become an allowed region. This region is not allowed because the half-opening angle is too large and the duty cycle is larger than the observed duty cycle. For given θ_c and e , if the argument of periapsis is changed, the duty cycle gets shorter (see Figs. 11 and 12 in Appendix A). Thus, the observed duty cycle might be realized and these parameters becomes allowed. Changing the inclination angle also has the same effect (see Fig. 12 in Appendix A). Even in this case, the region to the right of the colored region is not allowed.

For the τ -crossing mode, the allowed region would get smaller if we consider the general viewing angle. For a given e , if the argument of periapsis is changed, the region near the apoapsis gets optically thicker. Because the FRB pulsar spends more time near the apoapsis, the active window gets shorter. As a result, the allowed region would get smaller from the same discussion as in the funnel mode. Changing the inclination angle has the same effect. This is because there are more wind particles along the line of sight to the observers in $I \neq \pi/2$.

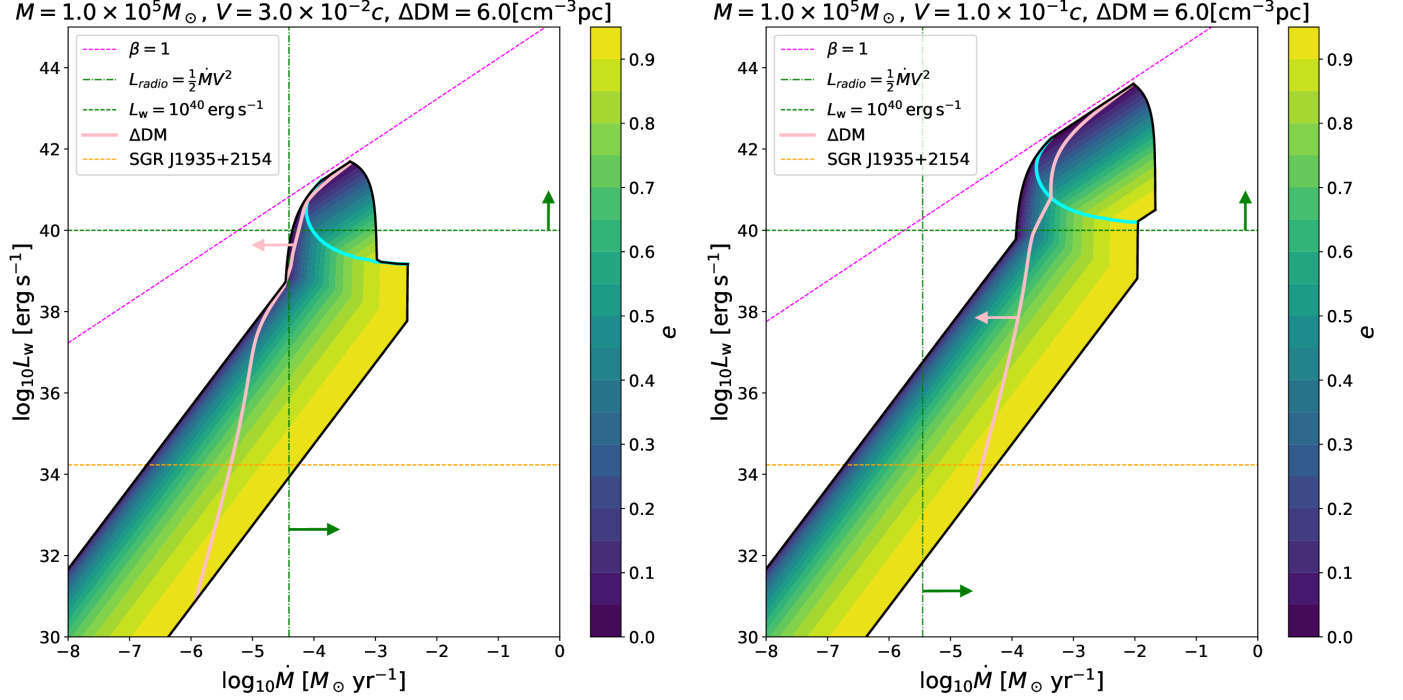


Figure 4. The allowed region in the \dot{M} - L_w plane for the SMBH ($10^5 M_\odot$) case where \dot{M} is the mass-loss rate of the companion and L_w is the wind luminosity of the FRB pulsar. The binary is observed from the direction of its periaapsis with an edge-on geometry. The left panel shows the $V = 3 \times 10^{-2} c$ case and the right panel shows the $V = 1 \times 10^{-1} c$ case, where V is the velocity of the wind of the SMBH. The colored region is allowed by the funnel mode or the τ -crossing mode, and the color contour shows the lower limit on eccentricity. The region above the magenta dashed line, where the companion wind is pushed back by the FRB pulsar wind, is allowed by the inverse funnel mode. The light pink line shows the line where $\Delta \text{DM} = 6 \text{ cm}^{-3} \text{ pc}$, and the right side of this line is excluded. Above and below the cyan line in the colored region, the funnel mode and the τ -crossing mode are applied, respectively. The left edge of the funnel mode (the cyan line) is determined by the condition that the binary system is optically thick. The right edge of the funnel mode is determined by the condition that the length of the spiral arm is longer than the photospheric radius. The persistent radio counterpart is powered either by the companion (the right side of the green dash-dotted line) or by the FRB pulsar (above the green dashed line). We note that if the radio efficiency is $\sim 10^{-3}$, the green dash-dotted line moves three digits to the right. For reference, the orange line shows the spin-down luminosity of SGR J1935+2154, which produced FRB 200428.

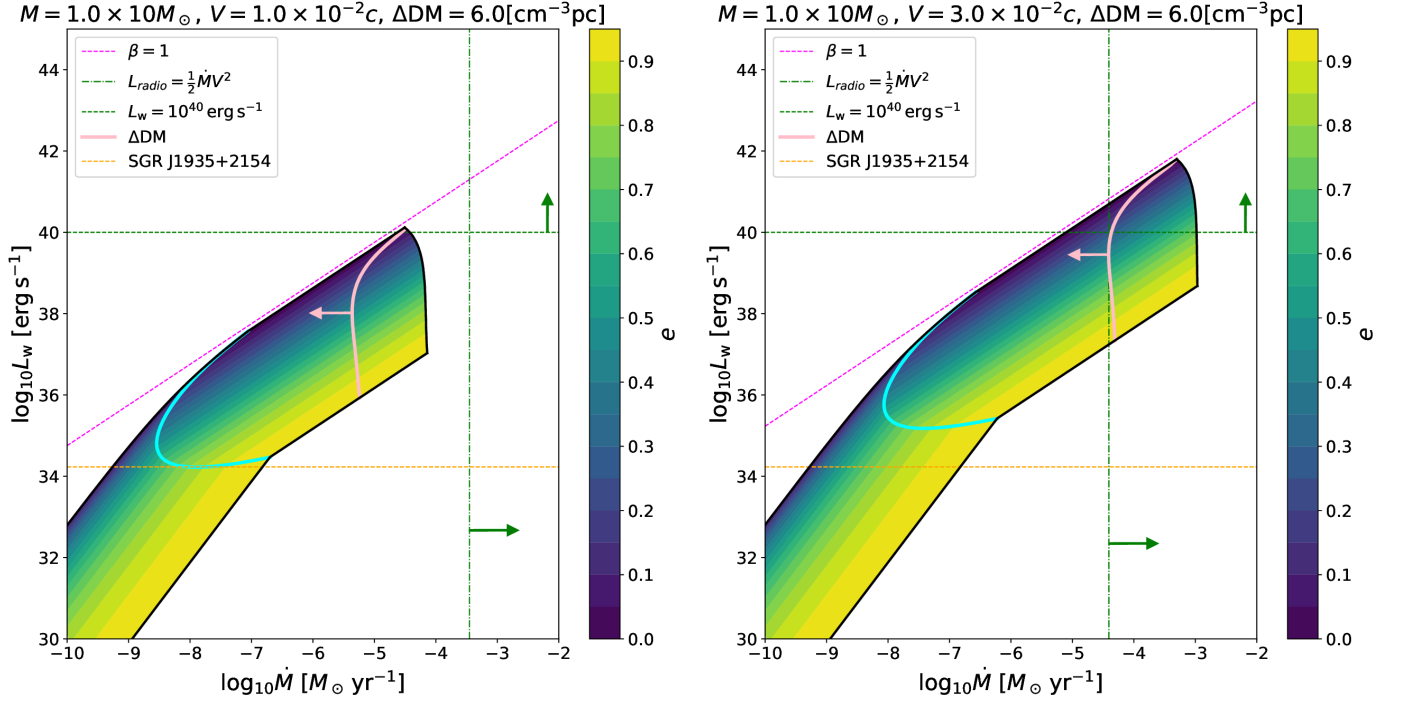


Figure 5. The allowed region in the \dot{M} - L_w plane for the MS ($10M_\odot$) companion case. The left panel shows the $V = 1 \times 10^{-2}c$ case and the right panel shows the $V = 3 \times 10^{-2}c$ case. Other notations are the same as Fig. 4. Almost all the regions are excluded in the case of $V = 1 \times 10^{-2}c$, but there is an allowed region in the extremely high velocity case with $V = 3 \times 10^{-2}c$.

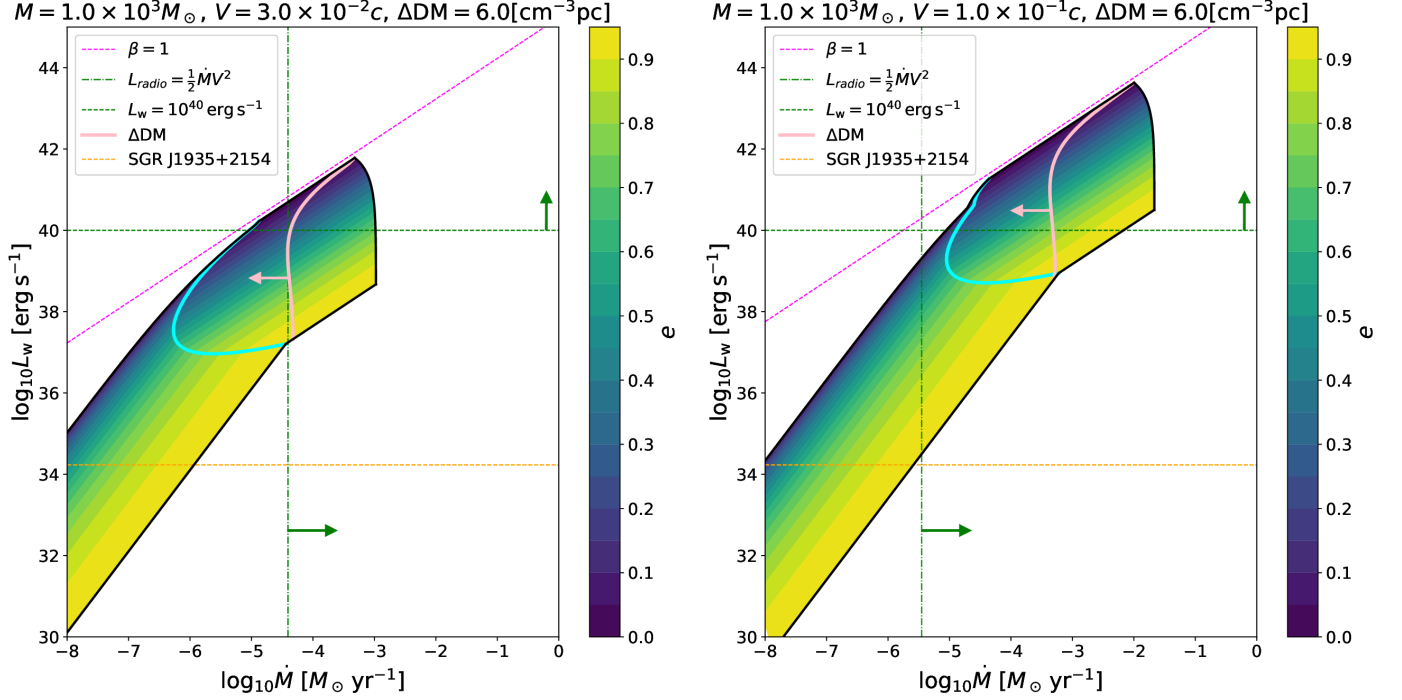


Figure 6. The allowed region in the \dot{M} - L_w plane for the IMBH case. The left panel shows the $V = 3 \times 10^{-2}c$ case and the right panel shows the $V = 1 \times 10^{-1}c$ case. Other notations are the same as Fig. 4. There are allowed regions in both cases.

6. FREQUENCY-DEPENDENCE OF THE ACTIVE WINDOW IN THE BINARY COMB MODEL

Recent observations suggest that the beginning and the width of the active window of FRB 180916 depend on the observed frequency. [Pleunis et al. \(2020\)](#) compared the observations by LOFAR high-band antenna (110–190 MHz), the uGMT (200–450 MHz), and the CHIME (400–800 MHz). [Pastor-Marazuela et al. \(2020\)](#) compared the observations by the LOFAR, the CHIME, and the Apertif (1220–1520 MHz) and reported that the peak activity and the width of the active phase vary with the frequency (their Fig. 4). In their observations, the active window in the Apertif band begins at the same time as that in the CHIME band but ends earlier than in the CHIME band. The peak activity in the Apertif band is ~ 0.7 days before that in the CHIME band. The full-width at half-maximum is 1.1 days in the Apertif band while it is 2.7 days in the CHIME band. The active phase in the LOFAR band begins later than that in the CHIME band and ends later than in the CHIME band. The peak activity in the LOFAR band is ~ 2 days after that of the CHIME, and the activity window is not estimated because of its lower number of samples.

The observed earlier active phase in a higher frequency band is actually predicted in the binary comb model. This is because higher-frequency FRBs are less obscured by the plasma absorption or scattering in the companion wind. On the other hand, the observed earlier ending of the active window in a higher frequency band does not seem to support the binary comb model and [Pleunis et al. \(2020\)](#); [Pastor-Marazuela et al. \(2020\)](#) have used this effect to disfavor the binary comb model and support a magnetar precession model. In this section, we revisit this problem and argue that it is premature to disfavor the binary comb model using the observational results of [Pleunis et al. \(2020\)](#) and [Pastor-Marazuela et al. \(2020\)](#). We suggest two scenarios in which a shorter active window is realized in the higher frequency band.

The first possibility is the sensitivity-absorption scenario. The earlier ending of the active window in the higher frequency band is due to the different sensitivities of different telescopes, with the threshold sensitivity in the higher frequency band shallower than in the lower frequency band. Let the intrinsic flux distribution profile has some structure in phase as shown in the blue line in the right part of Fig. 7. The sensitivities of the telescopes normalized by the flux profile are different between the different telescopes (the right top of Fig. 7). Only FRBs whose fluxes are higher than the observational threshold are observable. If the sensitivity of the telescope in the low frequency is higher than that in the high frequency, fainter FRBs are observable in low frequency not in high frequency (the right middle of Fig. 7). In

addition to this observational threshold, low-frequency FRBs radiated in the earlier orbital phases are blocked by the wind because they propagate in a denser wind (the left side of Fig. 7). Because the event rate is generally higher for fainter events, the final detected event rate in each frequency becomes frequency dependent as observed, as shown in the right bottom of Fig. 7. This scenario is supported by the fact that the longest active phase is in the CHIME band where the sensitivity of the telescope is high, and by the fact that the phase of the active window is not monotonically dependent on frequency. In addition, we should note that the active window for each frequency also depends on the spectrum of the burst.

The second possibility is the aurora scenario. In this scenario, the shorter active window in the higher frequency is due to the intrinsic emission mechanism (Fig. 8). As discussed in Ioka & Zhang (2020), the binary interaction might provide the condition to facilitate the FRB coherent radiation mechanism. Although the contact discontinuity of the funnel is larger than the magnetosphere of the FRB pulsar, some of the wind particles may enter the magnetosphere through the interface of the contact discontinuity of the funnel and the light cylinder of the FRB pulsar, forming an aurora-like inflow similar to Earth.

The change in the number of the aurora particles may change the FRB frequency. One of the factors that may change the FRB frequency is the eccentricity. If the binary of FRB 180916 has non-zero eccentricity, the separation of the binary changes with time. When the separation is small, the number density of the companion wind around the contact discontinuity is high. When the number density is high, the number of the aurora particles would be large. Therefore, the smaller the separation, the more aurora particles are expected to be present. When the amount of the aurora particles is large, the plasma frequency around the emission area would be high ($\nu_p \propto n_a^{1/2}$, where ν_p is the plasma frequency, n_a is the aurora particle number density). If FRBs are emitted due to plasma effects, the FRBs are expected to be emitted around the plasma frequency. Therefore, when the separation is small, the FRB frequency would be high. Because the separation changes with time, the FRB frequency also changes with time.

The FRB frequency may also change as the velocity of the companion wind received by the FRB pulsar changes with time. The velocity of the companion wind can vary with latitude, as in the case of the Sun. Thus, if the spin of the companion star and the orbital angular momentum of the binary are not parallel, the velocity of the companion wind received by the FRB pulsar can vary with time. The higher the velocity of the companion wind, the higher the kinetic energy of the wind particles. This high kinetic energy allows the aurora particles to reach the more inner regions of the magnetosphere. The reason is as follows. In the inner region of the magnetosphere, the magnetic field is stronger, and the energy at the lowest Landau level becomes higher. Because the magnetic field does not perform any work on the aurora particles, the total energy of the particles does not increase.⁶ Therefore, the particles cannot penetrate inside the region where the total energy of the particles is equal to the energy of the lowest Landau level. Thus, the radius where the aurora particles can reach, R_{in} , is given by solving the equation⁷

$$\frac{1}{2}m_e V^2 = \frac{1}{2}\hbar \frac{eB(R_{\text{in}})}{m_e c}, \quad (25)$$

where $B(R_{\text{in}})$ is the magnetic field at R_{in} . Assuming a dipolar magnetic field, we obtain

$$R_{\text{in}} \simeq 1 \times 10^7 \left(\frac{V}{0.1c} \right)^{-2/3} \left(\frac{B_{\text{NS}}}{10^{15} \text{ G}} \right)^{1/3} \left(\frac{R_{\text{NS}}}{10^6 \text{ cm}} \right) \text{ cm}, \quad (26)$$

where B_{NS} is the magnetic field at the neutron-star surface and R_{NS} is the neutron-star radius. If the aurora particles trigger the FRB radiation via curvature radiation, the FRB frequency ($\propto \gamma^3/\rho_c$, where γ is the Lorentz factor of the particle and ρ_c is the magnetic field curvature radius) becomes higher in the more inner region of the magnetosphere (Li & Zanazzi 2021).

⁶ The total energy is rather reduced by synchrotron radiation.

⁷ We do not take synchrotron radiation and the magnetic mirror effect into account. With these effects, R_{in} becomes larger than this value.

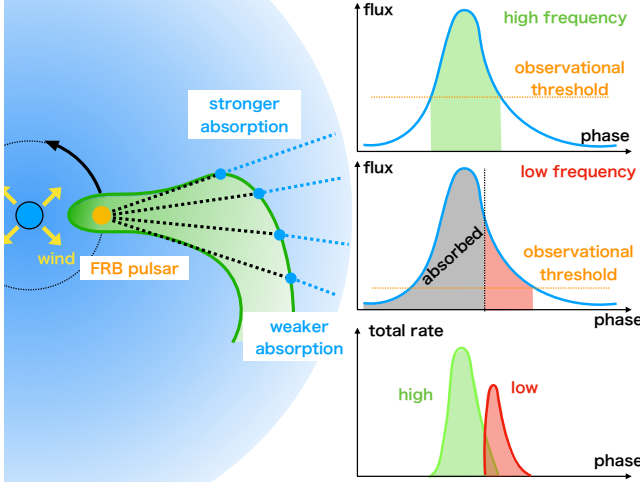


Figure 7. The observational threshold and funnel configuration that realizes the observed frequency dependent active window of FRB 180916 (the sensitivity-absorption scenario). The dotted lines in the left side show the line of sight to the observer at different phases. The blue line in the right panel shows the intrinsic flux distribution profile as a function of phase. At an earlier phase, the FRBs are exposed to a denser wind so that low-frequency bursts (the gray region in the right middle panel) are absorbed. The yellow dotted lines in the right panel show the observational thresholds for different bands and FRBs below these lines are not observable. Both the observational threshold and absorption contribute to create the observed frequency-dependent active window.

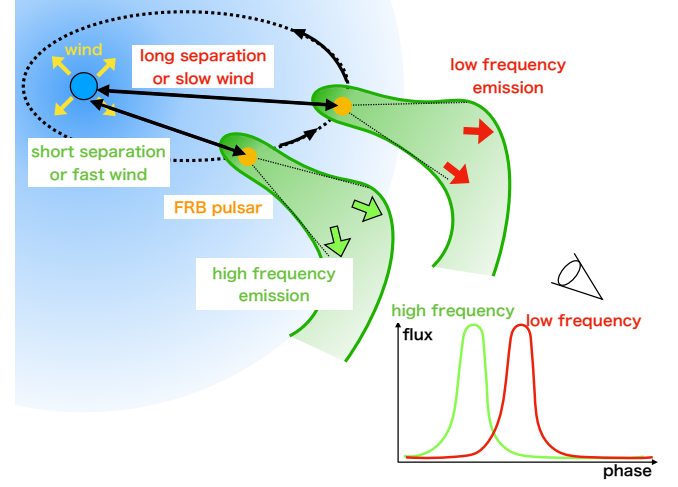


Figure 8. The orbital separation dependence or the wind velocity dependence of the FRB frequency that make the observed frequency dependent active window of FRB 180916 (the aurora scenario). When the separation is smaller, more aurora particles would reach the inner part of the magnetosphere and their number density is higher. The plasma frequency is also higher and the frequency of the FRBs is also higher if they are emitted around the plasma frequency. Alternatively, when the wind velocity is higher, the aurora particles reach more inner part of the magnetosphere. If the curvature radiation occurs there, the frequency of the FRBs would be higher because of the larger curvature. One of these scenarios can reproduce the observed frequency-dependent active window.

7. SUMMARY AND DISCUSSION

In this paper, we develop the binary comb model to constrain the host binary for FRB 121102. We found that for each type of companion (MS, IMBH, SMBH), there are some parameters in which the observed periodicity, change in the dispersion measure, and the persistent radio counterpart of FRB 121102 are realized. An SMBH with disk wind is one of the best candidates for the companion of FRB 121102. An IMBH is also a possible candidate. An MS is found to be an unfavorable companion because the stellar wind is too weak to power the persistent radio counterpart of FRB 121102. On the other hand, if the persistent radio counterpart is energized by the FRB pulsar, the MS companion is still viable because the binary may be in the inverse funnel mode (see Fig. 5).

We have extended the binary comb model in two ways: by taking into account the eccentricity of binary, and by considering the other modes not considered in the original model of Ioka & Zhang (2020). The addition of eccentricity to the model plays an essential role in explaining periodic FRBs with a large active window. In addition to the funnel mode (see Fig. 1a) that has been considered in Ioka & Zhang (2020), we show that there are two other modes. One is the τ -crossing mode in which the period is explained by the temporal variation of the optical depth (see Fig. 1b). The other is the inverse funnel mode in which the funnel is reversed (see Fig. 1c).

For given companion mass and velocity of the companion wind, the allowed parameter space in the \dot{M} - L_w plane is constrained by the observed period, duty cycle, the change in the dispersion measure, and the ability to provide enough energy for the persistent radio counterpart. For any type of companion, there are parameter regions where the observed signatures are realized in the inverse funnel mode. In the parameters where the periodicity and the duty cycle are realized in the funnel mode or τ -crossing mode, the other constraints (change in the dispersion measure and persistent radio counterpart) are important. In the MS companion case with a typical velocity $V = 1 \times 10^{-2}c$, there are some parameters where the change in the dispersion measure is less than the observed value in the funnel mode and τ -crossing mode. However, the persistent radio counterpart is not as bright as observed in these parameters. Therefore, these modes are excluded in this case, although they are allowed in the extremely high-velocity case with

$V = 3 \times 10^{-2}c$. In the SMBH or IMBH companion case with $V = 1.0 \times 10^{-1}c$ (see also Zhang (2018)), there is a parameter region in the funnel mode and τ -crossing mode where the upper limit on the change in the dispersion measure is satisfied and the persistent radio counterpart is as bright as observed. On the other hand, if the radio emission originates from the jet of the central black hole, the cases of $V = 3.0 \times 10^{-2}c$ are not excluded. It was found that a high velocity of the wind is important to be the companion of FRB 121102.

We have also proposed two scenarios to explain the frequency dependence of the active window of FRB 180916. In the sensitivity-absorption scenario, the earlier ending of the active window in a higher frequency is due to the different sensitivities of different telescopes, and the later onset of the active phase in a low frequency is due to absorption. In the aurora scenario, the frequency-dependent active window is explained by the change in the amount of the aurora particles in the magnetosphere. The separation of the binary or the wind velocity of the companion can change in orbital phases, and this change invokes a variation in the amount of aurora particles. Elaboration of these models is future work.

In the SMBH or IMBH companion case, the accretion disk of the black hole can affect the periodicity of the FRBs. The size of the accretion disk is $\sim 10^3\text{--}10^4 R_{\text{Sch}}$ for the AGN disk where R_{Sch} is the Schwarzschild radius of the black hole (Netzer 2015; Laor & Netzer 1989). This could be of the same order as the semi-major axis but is smaller than the semi-major axis. Therefore, it would not affect the active window in the case of FRB 121102. If the disk is larger than the shortest separation in the active window and θ_d is larger than $\pi/2$, the accretion disk can affect the periodicity. Also, the accretion disk has the potential to shine on its own. The upper limit on the luminosity of the persistent counterpart in optical band and in X-ray band is $\sim 10^{41} \text{ erg s}^{-1}$ (Chatterjee et al. 2017). This value is $\sim 10^{-2} L_{\text{Edd}}$ for the SMBH case and $\sim L_{\text{Edd}}$ for the IMBH case. These are the upper limits on the luminosity of the black hole accretion disk.

In the future, it is expected that more periodic FRBs may be detected and they can help to determine the origin of the periodicity, e.g. binary or precession. In the binary comb model, the change in the dispersion measure ΔDM may be also periodic, providing a possible smoking-gun signature for this model. Furthermore, the variation of the rotation measure may be also periodic as proposed in Zhang (2018). Because the contribution to the rotation measure would be larger near the source than in the intergalactic medium, the periodic change in the rotation measure may be more prominent and likely be observable. Long-term RM variation of FRB 121102 has been observed showing a complicated behavior (Hilmarsson et al. 2021), and the binary scenario has not been applied to compare against the data. In the binary comb model, \dot{M} and V are important in determining the active window, and if they change during the observation, the periodicity may also change accordingly. In this case, the active window can change while the period does not change. Also, in the future, we might observe a periodic FRB from a binary in three body systems. In this case, the period would be both increasing and decreasing in the binary comb model. On the other hand, in the precession model, the period is either increasing or decreasing monotonically (Katz 2021a). If future periodic FRBs exhibit both increasing and decreasing periods, the origin of the period might be related to binaries in the three body systems.

In the SMBH or IMBH companion case, the persistent radio counterpart is expected to be created by the outflow from the black hole. It is an open question whether the radio emission due to the outflow can reproduce the observed spectrum. In the sensitivity-absorption scenario, the intrinsic flux distribution profile is assumed and its origin needs to be clarified. In the aurora scenario, the relationship between the FRB frequency and the separation or between the FRB frequency and the wind velocity needs to be clarified. These open questions will be studied in future works.

ACKNOWLEDGMENTS

We are grateful to Kazuya Takahashi, Hamidani Hamid, Wataru Ishizaki, Koutarou Kyutoku, Susumu Inoue, Kazumi Kashiyama, Norita Kawanaka, Kohta Murase, and Shuta Tanaka, for fruitful discussion and valuable comments. We also thank the participants and the organizers of the workshops with the identification number YITP-T-20-04 for their generous support and helpful comments. This work is supported by Grants-in-Aid for Scientific Research No. 20J13806 (TW), 20H01901, 20H01904, 20H00158, 18H01213, 18H01215, 17H06357, 17H06362, and 17H06131 (KI) from the Ministry of Education, Culture, Sports, Science and Technology (MEXT) of Japan.

APPENDIX

A. GENERAL VIEWING-ANGLE CASE

In this Appendix, we consider the duty cycle for an arbitrary viewing angle (Fig. 9) for the funnel mode. Generally, the configuration of a binary is determined by an orbital inclination angle, I , and an argument of periapsis, ω . The fundamental plane of the binary is orthogonal to the line of sight and the inclination angle, I , is defined as the angle between the fundamental plane and the orbital plane. The argument of periapsis ω is the angle from the ascending node to the periapsis, and the ascending node is where the star ascends from the fundamental plane. In the main text, we have adopted $I = \pi/2$ and $\omega = 3\pi/2$.

First, we evaluate the effect of changing the orbital inclination angle, I . For $I \neq \pi/2$, the half-opening angle of the funnel becomes effectively smaller than that for $I = \pi/2$ (Fig. 10). Thus, we introduce an effective half-opening angle, $\tilde{\theta}_c$, as shown in Fig. 10. We assume that the shape of the funnel is a cone whose apex angle equals θ_c . Then, $\tilde{\theta}_c$ is related to the orbital inclination angle, I , and the half-opening angle of the funnel, θ_c , through the equation

$$\cos \tilde{\theta}_c = \frac{\cos \theta_c}{\sqrt{1 - \cos^2 \theta_c \cot^2 I}}. \quad (\text{A1})$$

In the case of $I = \pi/2 - \theta_c$, the effective half-opening angle equals zero because the line of sight coincides with the baseline of the cone.

Next, we evaluate the effect of changing the argument of periapsis, ω . We can observe FRBs when the true anomaly is between $\frac{5\pi}{2} - \omega - \tilde{\theta}_c$ and $\frac{5\pi}{2} - \omega + \tilde{\theta}_c$ (see Fig. 9). Thus, the duty cycle is represented as

$$\frac{T}{P} = \frac{1}{2\pi} \int_{u_-}^{u_+} \frac{dt}{du} du = \frac{1}{2\pi} [(u_+ - e \sin u_+) - (u_- - e \sin u_-) + 2\pi\Theta(-u_+)\Theta(u_-)], \quad (\text{A2})$$

$$u_{\pm} = 2 \tan^{-1} \left(\sqrt{\frac{1-e}{1+e}} \tan \frac{\frac{5\pi}{2} - \omega \pm \tilde{\theta}_c}{2} \right) \quad (-\pi < u_{\pm} < \pi), \quad (\text{A3})$$

where $\Theta(x)$ is the step function. We note that the relation between the true anomaly and the eccentric anomaly is valid in $-\pi < f < \pi$. Thus, in the case of $u_- > 0$ and $u_+ < 0$, we have to calculate the integration in Eq. (A2) separating $u_- < u < \pi$ and $-\pi < u < u_+$ and an additional 2π factor appears.

Using Eqs. (A1) and (A2), we obtain the relation between the eccentricity and the duty cycle (Figs. 11 and 12). In each figure, we fix θ_c and I , and change ω from $\pi/2$ (observation from the direction of the periapsis) to $3\pi/2$ (observation from the direction of the apoapsis). Figure 11 shows the relations for $(\theta_c, I) = (0.25\pi, 0.5\pi)$, $(0.25\pi, 0.275\pi)$, and Figure 12 shows the relations for $(\theta_c, I) = (0.1\pi, 0.5\pi)$, $(0.5\pi, 0.5\pi)$. In the case of $e = 0$, the duty cycle does not depend on ω because there is no specific direction for the circular orbit. However, in the case of $e \neq 0$, the duty cycle varies depending on the argument of periapsis. In the case of $|\frac{3\pi}{2} - \omega| < \tilde{\theta}_c$, the duty cycle grows with e and approaches 100% as e approaches unity. In the case of $|\frac{3\pi}{2} - \omega| > \tilde{\theta}_c$, the duty cycle grows or decreases as e grows, and finally approaches 0% as e approaches unity. This is because the FRB pulsar spends more time around the apoapsis as e grows, and the FRBs radiated at the apoapsis are observable in the case of $|\frac{3\pi}{2} - \omega| < \tilde{\theta}_c$, and they are not observable in the case of $|\frac{3\pi}{2} - \omega| > \tilde{\theta}_c$. As these figures show, any duty cycle can be realized if the binary has the non-zero eccentricity and the viewing angles are free parameters.

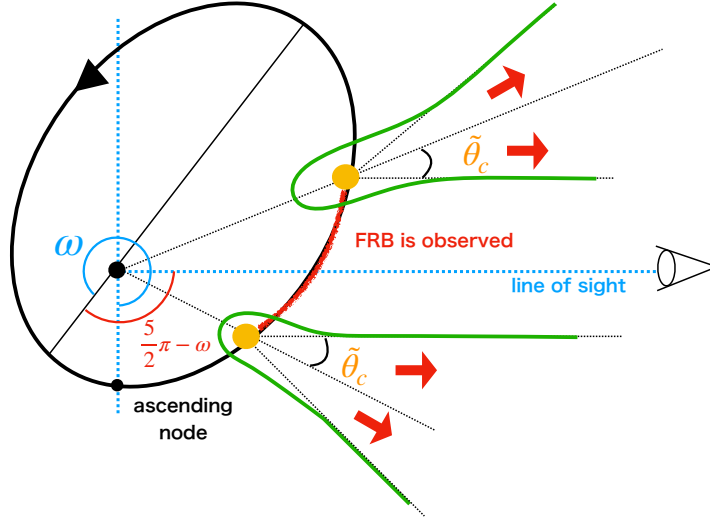


Figure 9. An overview of the funnel mode in a general viewing angle. The black ellipse with the black arrow is the orbit of the FRB pulsar, and the black circle in the ellipse is the center of mass. ω is the argument of periapsis which is the angle between the ascending node and the periapsis. The green lines represent the funnels and the FRBs through the funnel are observable. When the FRB pulsar is on the red curve in the ellipse, the FRBs are observable. In this figure, the line of sight is projected onto the orbital plane.

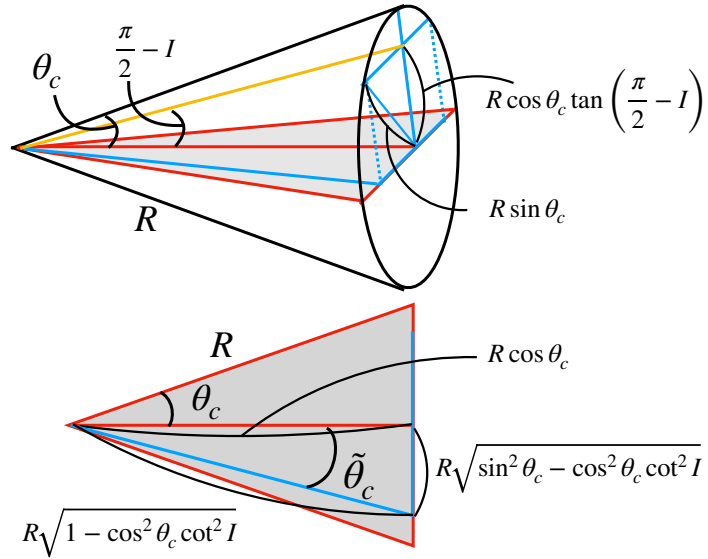


Figure 10. The effective half-opening angle of the funnel, $\tilde{\theta}_c$. The shape of the funnel is assumed to be a cone (top panel). The shaded triangle is on the orbital plane, and the yellow line represents the line of sight. The triangle in the bottom panel is the shaded triangle in the top panel. For given ω and I , $\tilde{\theta}_c$ is expressed by θ_c .

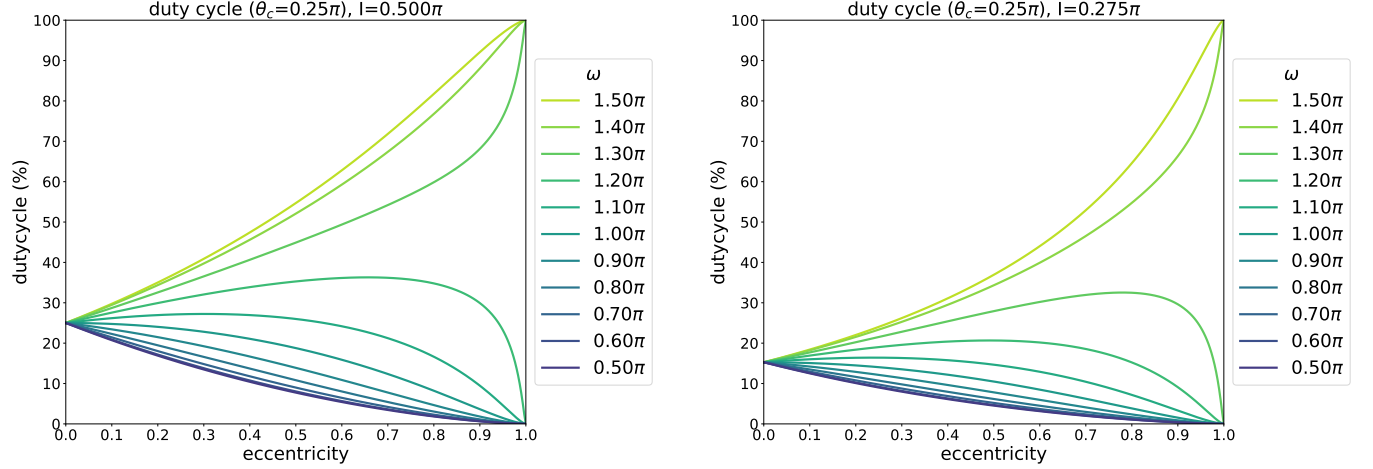


Figure 11. The relations between duty cycle and eccentricity. The colors show the argument of periaapsis, ω . The left panel shows the case that the half-opening angle of the funnel, θ_c , equals 0.25π and the inclination angle, I , equals 0.5π . The right panel shows the case that $\theta_c = 0.25\pi$ and $I = 0.275\pi = 0.5\pi - 0.9\theta_c$.

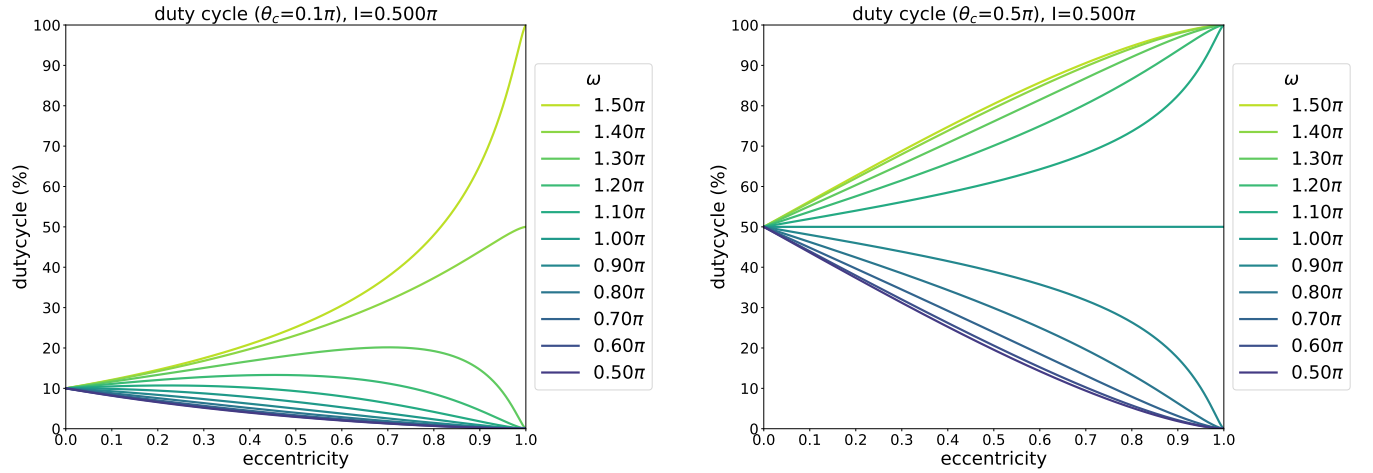


Figure 12. The relations between duty cycle and eccentricity. The left panel shows the case that the half-opening angle of the funnel, θ_c , equals 0.1π and the inclination angle, I , equals 0.5π . The right shows the case that $\theta_c = 0.5\pi$ and $I = 0.5\pi$.

REFERENCES

- Beloborodov, A. M. 2017, *ApJL*, 843, L26,
doi: [10.3847/2041-8213/aa78f3](https://doi.org/10.3847/2041-8213/aa78f3)
- Bhardwaj, M., Gaensler, B. M., Kaspi, V. M., et al. 2021,
ApJL, 910, L18, doi: [10.3847/2041-8213/abeaa6](https://doi.org/10.3847/2041-8213/abeaa6)
- Bochenek, C. D., Ravi, V., Belov, K. V., et al. 2020,
Nature, 587, 59, doi: [10.1038/s41586-020-2872-x](https://doi.org/10.1038/s41586-020-2872-x)
- Bosch-Ramon, V., Barkov, M. V., & Perucho, M. 2015,
A&A, 577, A89, doi: [10.1051/0004-6361/201425228](https://doi.org/10.1051/0004-6361/201425228)
- Canto, J., Raga, A. C., & Wilkin, F. P. 1996, *ApJ*, 469,
729, doi: [10.1086/177820](https://doi.org/10.1086/177820)
- Chatterjee, S., Law, C. J., Wharton, R. S., et al. 2017,
Nature, 541, 58, doi: [10.1038/nature20797](https://doi.org/10.1038/nature20797)

- CHIME/FRB Collaboration, Amiri, M., Bandura, K., et al. 2019a, *Nature*, 566, 235, doi: [10.1038/s41586-018-0864-x](https://doi.org/10.1038/s41586-018-0864-x)
- CHIME/FRB Collaboration, Andersen, B. C., Bandura, K., et al. 2019b, *ApJL*, 885, L24, doi: [10.3847/2041-8213/ab4a80](https://doi.org/10.3847/2041-8213/ab4a80)
- CHIME/FRB Collaboration, Amiri, M., Andersen, B. C., et al. 2020, *Nature*, 582, 351, doi: [10.1038/s41586-020-2398-2](https://doi.org/10.1038/s41586-020-2398-2)
- Cruces, M., Spitler, L. G., Scholz, P., et al. 2020, arXiv e-prints, arXiv:2008.03461. <https://arxiv.org/abs/2008.03461>
- . 2021, *MNRAS*, 500, 448, doi: [10.1093/mnras/staa3223](https://doi.org/10.1093/mnras/staa3223)
- Dai, Z. G., Wang, J. S., & Yu, Y. W. 2017, *ApJL*, 838, L7, doi: [10.3847/2041-8213/aa6745](https://doi.org/10.3847/2041-8213/aa6745)
- Deng, C.-M., Zhong, S.-Q., & Dai, Z.-G. 2021, arXiv e-prints, arXiv:2102.06796. <https://arxiv.org/abs/2102.06796>
- Du, S., Wang, W., Wu, X., & Xu, R. 2020, arXiv e-prints, arXiv:2004.11223. <https://arxiv.org/abs/2004.11223>
- . 2021, *MNRAS*, 500, 4678, doi: [10.1093/mnras/staa3527](https://doi.org/10.1093/mnras/staa3527)
- Gal-Yam, A., Arcavi, I., Ofek, E. O., et al. 2014, *Nature*, 509, 471, doi: [10.1038/nature13304](https://doi.org/10.1038/nature13304)
- Hilmarsson, G. H., Michilli, D., Spitler, L. G., et al. 2021, *ApJL*, 908, L10, doi: [10.3847/2041-8213/abdec0](https://doi.org/10.3847/2041-8213/abdec0)
- Inoue, S. 2004, *MNRAS*, 348, 999, doi: [10.1111/j.1365-2966.2004.07359.x](https://doi.org/10.1111/j.1365-2966.2004.07359.x)
- Ioka, K. 2003, *ApJL*, 598, L79, doi: [10.1086/380598](https://doi.org/10.1086/380598)
- . 2020, *ApJL*, 904, L15, doi: [10.3847/2041-8213/abc6a3](https://doi.org/10.3847/2041-8213/abc6a3)
- Ioka, K., & Zhang, B. 2020, *ApJL*, 893, L26, doi: [10.3847/2041-8213/ab83fb](https://doi.org/10.3847/2041-8213/ab83fb)
- Kashiyama, K., & Murase, K. 2017, *ApJL*, 839, L3, doi: [10.3847/2041-8213/aa68e1](https://doi.org/10.3847/2041-8213/aa68e1)
- Katz, J. I. 2018, *Progress in Particle and Nuclear Physics*, 103, 1, doi: [10.1016/j.ppnp.2018.07.001](https://doi.org/10.1016/j.ppnp.2018.07.001)
- . 2021a, *MNRAS*, 502, 4664, doi: [10.1093/mnras/stab399](https://doi.org/10.1093/mnras/stab399)
- . 2021b, *MNRAS*, 501, L76, doi: [10.1093/mnrasl/slaa202](https://doi.org/10.1093/mnrasl/slaa202)
- Kudritzki, R.-P., & Puls, J. 2000, *ARA&A*, 38, 613, doi: [10.1146/annurev.astro.38.1.613](https://doi.org/10.1146/annurev.astro.38.1.613)
- Kuerban, A., Huang, Y.-F., Geng, J.-J., et al. 2021, arXiv e-prints, arXiv:2102.04264. <https://arxiv.org/abs/2102.04264>
- Laor, A., & Netzer, H. 1989, *MNRAS*, 238, 897, doi: [10.1093/mnras/238.3.897](https://doi.org/10.1093/mnras/238.3.897)
- Levin, Y., Beloborodov, A. M., & Bransgrove, A. 2020, *ApJL*, 895, L30, doi: [10.3847/2041-8213/ab8c4c](https://doi.org/10.3847/2041-8213/ab8c4c)
- Li, C. K., Lin, L., Xiong, S. L., et al. 2021a, *Nature Astronomy*, doi: [10.1038/s41550-021-01302-6](https://doi.org/10.1038/s41550-021-01302-6)
- Li, D., & Zanzizzi, J. J. 2021, arXiv e-prints, arXiv:2101.05836. <https://arxiv.org/abs/2101.05836>
- Li, D., et al. 2021b, *¥nat*, submitted
- Li, Q.-C., Yang, Y.-P., & Dai, Z.-G. 2020, *ApJ*, 896, 71, doi: [10.3847/1538-4357/ab8db8](https://doi.org/10.3847/1538-4357/ab8db8)
- Lorimer, D. R., Bailes, M., McLaughlin, M. A., Narkevic, D. J., & Crawford, F. 2007, *Science*, 318, 777, doi: [10.1126/science.1147532](https://doi.org/10.1126/science.1147532)
- Lu, W., Kumar, P., & Zhang, B. 2020, *MNRAS*, 498, 1397, doi: [10.1093/mnras/staa2450](https://doi.org/10.1093/mnras/staa2450)
- Lyubarsky, Y. 2008, *ApJ*, 682, 1443, doi: [10.1086/589435](https://doi.org/10.1086/589435)
- Lyutikov, M., Barkov, M. V., & Giannios, D. 2020, *ApJL*, 893, L39, doi: [10.3847/2041-8213/ab87a4](https://doi.org/10.3847/2041-8213/ab87a4)
- Marcote, B., Paragi, Z., Hessels, J. W. T., et al. 2017, *ApJL*, 834, L8, doi: [10.3847/2041-8213/834/2/L8](https://doi.org/10.3847/2041-8213/834/2/L8)
- Mereghetti, S., Savchenko, V., Ferrigno, C., et al. 2020, *ApJL*, 898, L29, doi: [10.3847/2041-8213/aba2cf](https://doi.org/10.3847/2041-8213/aba2cf)
- Michilli, D., Seymour, A., Hessels, J. W. T., et al. 2018, *Nature*, 553, 182, doi: [10.1038/nature25149](https://doi.org/10.1038/nature25149)
- Murase, K., Kashiyama, K., & Mészáros, P. 2016, *MNRAS*, 461, 1498, doi: [10.1093/mnras/stw1328](https://doi.org/10.1093/mnras/stw1328)
- Netzer, H. 2015, *ARA&A*, 53, 365, doi: [10.1146/annurev-astro-082214-122302](https://doi.org/10.1146/annurev-astro-082214-122302)
- Novikov, I. D., & Thorne, K. S. 1973, in *Black Holes (Les Astres Occlus)*, 343–450
- Parkin, E. R., & Pittard, J. M. 2008, *MNRAS*, 388, 1047, doi: [10.1111/j.1365-2966.2008.13511.x](https://doi.org/10.1111/j.1365-2966.2008.13511.x)
- Pastor-Marazuela, I., Connor, L., van Leeuwen, J., et al. 2020, arXiv e-prints, arXiv:2012.08348. <https://arxiv.org/abs/2012.08348>
- Petroff, E., Hessels, J. W. T., & Lorimer, D. R. 2019, *A&A Rv*, 27, 4, doi: [10.1007/s00159-019-0116-6](https://doi.org/10.1007/s00159-019-0116-6)
- Petroff, E., Barr, E. D., Jameson, A., et al. 2016, *PASA*, 33, e045, doi: [10.1017/pasa.2016.35](https://doi.org/10.1017/pasa.2016.35)
- Platts, E., Weltman, A., Walters, A., et al. 2019, *PhR*, 821, 1, doi: [10.1016/j.physrep.2019.06.003](https://doi.org/10.1016/j.physrep.2019.06.003)
- Platts, E., Caleb, M., Stappers, B. W., et al. 2021, arXiv e-prints, arXiv:2105.11822. <https://arxiv.org/abs/2105.11822>
- Pleunis, Z., Michilli, D., Bassa, C. G., et al. 2020, arXiv e-prints, arXiv:2012.08372. <https://arxiv.org/abs/2012.08372>
- Poisson, E., & Will, C. M. 2014, *Gravity*
- Puls, J., Vink, J. S., & Najarro, F. 2008, *A&A Rv*, 16, 209, doi: [10.1007/s00159-008-0015-8](https://doi.org/10.1007/s00159-008-0015-8)
- Rajwade, K. M., Mickaliger, M. B., Stappers, B. W., et al. 2020, *MNRAS*, 495, 3551, doi: [10.1093/mnras/staa1237](https://doi.org/10.1093/mnras/staa1237)
- Ridnaia, A., Svinkin, D., Frederiks, D., et al. 2021, *Nature Astronomy*, 5, 372, doi: [10.1038/s41550-020-01265-0](https://doi.org/10.1038/s41550-020-01265-0)
- Rybicki, G. B., & Lightman, A. P. 1979, *Radiative processes in astrophysics*
- Smith, N. 2014, *ARA&A*, 52, 487, doi: [10.1146/annurev-astro-081913-040025](https://doi.org/10.1146/annurev-astro-081913-040025)

- Spitler, L. G., Cordes, J. M., Hessels, J. W. T., et al. 2014, *ApJ*, 790, 101, doi: [10.1088/0004-637X/790/2/101](https://doi.org/10.1088/0004-637X/790/2/101)
- Spitler, L. G., Scholz, P., Hessels, J. W. T., et al. 2016, *Nature*, 531, 202, doi: [10.1038/nature17168](https://doi.org/10.1038/nature17168)
- Sridhar, N., Metzger, B. D., Beniamini, P., et al. 2021, arXiv e-prints, arXiv:2102.06138. <https://arxiv.org/abs/2102.06138>
- Tabor, E., & Loeb, A. 2020, *ApJL*, 902, L17, doi: [10.3847/2041-8213/abba79](https://doi.org/10.3847/2041-8213/abba79)
- Takahashi, R., Ioka, K., Mori, A., & Funahashi, K. 2021, *MNRAS*, 502, 2615, doi: [10.1093/mnras/stab170](https://doi.org/10.1093/mnras/stab170)
- Tavani, M., Casentini, C., Ursi, A., et al. 2021, *Nature Astronomy*, 5, 401, doi: [10.1038/s41550-020-01276-x](https://doi.org/10.1038/s41550-020-01276-x)
- Tendulkar, S. P., Bassa, C. G., Cordes, J. M., et al. 2017, *ApJL*, 834, L7, doi: [10.3847/2041-8213/834/2/L7](https://doi.org/10.3847/2041-8213/834/2/L7)
- Thornton, D., Stappers, B., Bailes, M., et al. 2013, *Science*, 341, 53, doi: [10.1126/science.1236789](https://doi.org/10.1126/science.1236789)
- Yang, H., & Zou, Y.-C. 2020, *ApJL*, 893, L31, doi: [10.3847/2041-8213/ab800f](https://doi.org/10.3847/2041-8213/ab800f)
- Yang, Y.-H., & Dai, Z.-G. 2019, *ApJ*, 885, 149, doi: [10.3847/1538-4357/ab48dd](https://doi.org/10.3847/1538-4357/ab48dd)
- Yang, Y.-P., & Zhang, B. 2021, arXiv e-prints, arXiv:2104.01925. <https://arxiv.org/abs/2104.01925>
- Yang, Y.-P., Zhang, B., & Dai, Z.-G. 2016, *ApJL*, 819, L12, doi: [10.3847/2041-8205/819/1/L12](https://doi.org/10.3847/2041-8205/819/1/L12)
- Yuan, Y., Beloborodov, A. M., Chen, A. Y., & Levin, Y. 2020, *ApJL*, 900, L21, doi: [10.3847/2041-8213/abafa8](https://doi.org/10.3847/2041-8213/abafa8)
- Zanazzi, J. J., & Lai, D. 2020, *ApJL*, 892, L15, doi: [10.3847/2041-8213/ab7cdd](https://doi.org/10.3847/2041-8213/ab7cdd)
- Zhang, B. 2017, *ApJL*, 836, L32, doi: [10.3847/2041-8213/aa5ded](https://doi.org/10.3847/2041-8213/aa5ded)
- . 2018, *ApJL*, 854, L21, doi: [10.3847/2041-8213/aaadba](https://doi.org/10.3847/2041-8213/aaadba)
- . 2020a, *Nature*, 587, 45, doi: [10.1038/s41586-020-2828-1](https://doi.org/10.1038/s41586-020-2828-1)
- . 2020b, *Nature*, 582, 344, doi: [10.1038/d41586-020-01713-x](https://doi.org/10.1038/d41586-020-01713-x)
- . 2021, *ApJL*, 907, L17, doi: [10.3847/2041-8213/abd628](https://doi.org/10.3847/2041-8213/abd628)
- Zhang, X., & Gao, H. 2020, *MNRAS*, 498, L1, doi: [10.1093/mnras/slaa116](https://doi.org/10.1093/mnras/slaa116)