

# Gravitational lensing by two photon spheres in a black-bounce spacetime in strong deflection limits

Naoki Tsukamoto<sup>1\*</sup>

<sup>1</sup>*Department of General Science and Education,  
National Institute of Technology,  
Hachinohe College, Aomori 039-1192, Japan*

We investigate gravitational lensing by a primary photon sphere which is formed by unstable circular light orbits, and by a secondary photon sphere on a wormhole throat in a black-bounce spacetime which is suggested in [F. S. N. Lobo, M. E. Rodrigues, M. V. d. S. Silva, A. Simpson, and M. Visser, *Phys. Rev. D* **103**, 084052 (2021)] in strong deflection limits. There is an antiphoton sphere between the primary photon sphere and the secondary photon sphere. If a light source and an observer are at the same side of the wormhole throat, not only infinite numbers of images slightly outside of the both primary and secondary photon spheres but also infinite numbers of images, which are formed by light rays reflected by the potential barrier near the antiphoton sphere, slightly inside of the primary photon sphere might be observed.

## I. INTRODUCTION

Recently, gravitational waves from binary black holes have been reported by LIGO and Virgo Collaborations [1] and the shadow of a supermassive black hole candidate at the center of a giant elliptical galaxy M87 has been reported by Event Horizon Telescope Collaboration [2]. Phenomena in strong gravitational fields will be more important in general relativity and astrophysics than before. Black holes and the other compact objects such as wormholes have unstable (stable) circular light orbits called photon sphere (antiphoton sphere) [3–5] because of their strong gravitational fields. There are many researches on both of the theoretical and observational aspects of (anti)photon spheres [6–12] and their generalized surfaces [4, 13]. Stable circular light orbits may lead to instability of ultracompact objects because of the slow decay of linear waves [14–16].

Gravitational lensing is a useful phenomenon to survey compact objects [17, 18] and the gravitational lensing of light rays reflected by the photon sphere of compact objects has been investigated eagerly. In 1931, Hagihara considered the images of light rays deflected by the photon sphere in the Schwarzschild spacetime [19] and Darwin pointed out the images are faint in 1959 [20]. The dim images by photon spheres in the Schwarzschild spacetime and in other spacetimes were revived by many researchers [21–38].

In Ref. [28], Bozza has investigated gravitational lensed images slightly inside of a photon sphere in a general asymptotically flat, static and spherically symmetric spacetime in a strong deflection limit  $b \rightarrow b_m + 0$ , where  $b$  is the impact parameter of the light rays and  $b_m$  is a critical impact parameter. The deflection angle of a light

in the strong deflection limit is expressed by

$$\alpha = -\bar{a} \log \left( \frac{b}{b_m} - 1 \right) + \bar{b} + O \left( \left( \frac{b}{b_m} - 1 \right) \log \left( \frac{b}{b_m} - 1 \right) \right), \quad (1.1)$$

where  $\bar{a}$  and  $\bar{b}$  are described by the parameters of the spacetime.<sup>1</sup> The strong deflection limit analysis and its alternatives have been suggested [33–56].

Wormholes are hypothetical objects with non-trivial topology described by general relativity [57, 58] and their observational property has been studied as a black hole mimicker [59–67]. Recently, Simpson and Visser [68] have suggested a black-bounce metric which describes a (regular) black hole metric and a wormhole metric and their gravitational lensing effects have been investigated [69–72]. Bronnikov *et al.* have focused on the nature of wormholes in the spacetime [73]. The generalization or alternatives of the Simpson-Visser spacetime [74–77] and rotating cases [78] are also suggested.

Recently, Shaikh *et al.* have investigated gravitational lensing by light rays which fall inside of a photon sphere and which are reflected near a potential barrier of the antiphoton sphere of a general asymptotically flat, static and spherically symmetric ultracompact object without an event horizon [35]. In a strong deflection limit  $b \rightarrow b_m - 0$ , the deflection angle of the light rays is given by

$$\alpha = -\bar{c} \log \left( \frac{b_m}{b} - 1 \right) + \bar{d} + O \left( \left( \frac{b_m}{b} - 1 \right) \log \left( \frac{b_m}{b} - 1 \right) \right), \quad (1.2)$$

where  $\bar{c}$  and  $\bar{d}$  are parameters and the images with the deflection angle appear slightly inside of the photon sphere.

\* tsukamoto@rikkyo.ac.jp

<sup>1</sup> In Ref. [28], the order of a following term is  $O(b - b_m)$ . However, it should be read as  $O((b/b_m - 1) \log(b/b_m - 1))$  as discussed in Refs. [47, 49, 52].

Shaikh *et al.* have suggested gravitational lensing by a photon sphere on a throat and by another photon sphere off the throat in reflection-symmetric wormhole spacetimes [34, 79, 80] and Gan *et al.* have investigated the shadow images of a hairy black hole with two photon spheres [81, 82]. Reflection-asymmetric thin-shell wormholes with two different photon spheres in size which form shadow images with two sets of bright rings have been suggested in Refs. [83–87].

Since multiple shadow images and gravitational lensing by multiple photon spheres in strong deflection limits have been developed recently, there are few researches for them in whole parameter regions in a specific spacetime. To distinguish the multiple shadow images or gravitational lensed images by multiple photon spheres of ultra-compact objects from the shadow image or lensed images by a photon sphere of a black hole, the deflection angle in the strong deflection limits (1.1) and (1.2) in the wide parameter regions of spacetimes should be studied.

In this paper, we investigate gravitational lensing in the strong deflection limits in a black-bounce spacetime suggested by Lobo *et al.* [75]. The spacetime has a mass parameter  $m$  and a parameter  $a$  which makes a scalar curvature regular everywhere. The metric corresponds to a Schwarzschild metric for  $a = 0$  and  $m \neq 0$ , it has two event horizons and two Cauchy horizons for  $0 < a/m < 4\sqrt{3}/9$ , it has two degenerate horizons for  $a/m = 4\sqrt{3}/9$ , it is a traversable wormhole metric for  $a/m > 4\sqrt{3}/9$ , and it corresponds to an Ellis-Bronnikov wormhole metric for  $a \neq 0$  and  $m = 0$ . The double shadow images or gravitational lensed images by two photon spheres can be formed for  $4\sqrt{3}/9 < a/m \leq 2\sqrt{5}/5$ .

This paper is organized as follows. In Sec. II, we investigate the deflection angle of a light ray in the black-bounce spacetime. We investigate the deflection angle and observables of gravitation lensing in strong deflection limits in Secs. III and IV, respectively. We shortly review gravitational lensing in a weak gravitational field in Sec. V and we discuss and conclude our results in Sec. VI. In appendix A, we consider a variable  $z$  and its alternatives in a strong deflection limit analysis. In this paper, we use the units in which the light speed and Newton's constant are unity.

## II. DEFLECTION ANGLE OF A LIGHT RAY IN A BLACK-BOUNCE SPACETIME

Lobo *et al.* have suggested a black-bounce spacetime [75] given by, in Buchdahl coordinates [88, 89] with a signature  $(-, +, +, +)$ ,

$$ds^2 = -A(r)dt^2 + \frac{dr^2}{A(r)} + \Sigma^2(r)(d\vartheta^2 + \sin^2\vartheta d\varphi^2), \quad (2.1)$$

where  $A(r)$  and  $\Sigma(r)$  are given by

$$A(r) = 1 - \frac{2M(r)}{\Sigma(r)} = 1 - \frac{2mr^K}{(r^{2N} + a^{2N})^{\frac{K+1}{2N}}} \quad (2.2)$$

and

$$\Sigma(r) = \sqrt{r^2 + a^2}, \quad (2.3)$$

respectively, and where  $M(r)$  is given by

$$M(r) = \frac{m\Sigma(r)r^K}{(r^{2N} + a^{2N})^{\frac{K+1}{2N}}} \quad (2.4)$$

and  $m$  and  $a$  are nonnegative constants. There are a time-translational Killing vector  $t^\mu \partial_\mu = \partial_t$  and an axial Killing vector  $\varphi^\mu \partial_\mu = \partial_\varphi$  because of stationarity and axial symmetry of the spacetime. We assume  $\vartheta = \pi/2$  without loss of generality. By using a wave number vector  $k^\mu \equiv \dot{x}$ , where the over dot denotes a differentiation with respect to an affine parameter, we can define the conserved energy  $E \equiv -g_{\mu\nu}t^\mu k^\nu = A\dot{t}$  and angular momentum  $L \equiv g_{\mu\nu}\varphi^\mu k^\nu = \Sigma^2\dot{\varphi}$  of a light which are constant along its trajectory. From  $k^\mu k_\mu = 0$ , we obtain the trajectory of the light ray as

$$-A\dot{t}^2 + \frac{\dot{r}^2}{A} + \Sigma^2\dot{\varphi}^2 = 0. \quad (2.5)$$

We assume that a light ray comes from a spatial infinity  $r = \infty$ , reaches to a closest distance  $r = r_0 > 0$ , and goes to the same spatial infinity  $r = \infty$ . From Eq. (2.5), we obtain

$$A_0\dot{t}_0^2 = \Sigma_0^2\dot{\varphi}_0^2. \quad (2.6)$$

Here and hereafter, functions with a subscript 0 denote the functions at the closest distance  $r = r_0$ . We define the impact parameter of the light ray

$$b(r_0) \equiv \frac{L}{E} = \frac{\Sigma_0^2\dot{\varphi}_0}{A_0\dot{t}_0}. \quad (2.7)$$

By using Eq. (2.6), the impact parameter can be expressed by

$$b = \pm \sqrt{\frac{\Sigma_0^2}{A_0}}. \quad (2.8)$$

From the definitions of the conserved energy  $E$  and angular momentum  $L$  and impact parameter  $b$ , the equation of the trajectory (2.5) is rewritten by

$$\dot{r}^2 + V(r) = 0, \quad (2.9)$$

where  $V$  is an effective potential defined by

$$V \equiv E^2 \left( \frac{Ab^2}{\Sigma^2} - 1 \right). \quad (2.10)$$

Light rays can move only in a region of  $V(r) \leq 0$ . From the equation of the trajectory (2.5), the deflection angle  $\alpha$  of the light ray is given by

$$\alpha = I(r_0) - \pi, \quad (2.11)$$

where  $I(r_0)$  is defined by

$$I(r_0) \equiv 2 \int_{r_0}^{\infty} \frac{dr}{\Sigma \sqrt{\frac{\Sigma^2}{b^2} - A}}. \quad (2.12)$$

When  $K = 0$  and  $N = 1$ , the metric (2.1) recovers a Simpson-Visser geometry [68]. Lobo *et al.* pointed out that the geometry with  $K = 0$  and  $N \geq 2$  has the same property as the Simpson-Visser geometry. Thus, its gravitational lensing in the strong deflection limit with  $K = 0$  and  $N \geq 2$  will be very similar to the one in the Simpson-Visser geometry investigated in Refs. [69, 71].

### III. DEFLECTION ANGLE IN A STRONG DEFLECTION LIMIT

In this section, we obtain the deflection angles (1.1) and (1.2) in the strong deflection limits. Hereinafter, we concentrate on a novel black-bounce spacetime with  $K = 2$  and  $N = 1$  which is suggested by Lobo *et al.* [75]. In the case,  $A(r)$  becomes

$$A(r) = 1 - \frac{2mr^2}{(r^2 + a^2)^{\frac{3}{2}}} \quad (3.1)$$

and an equation  $A(r) = 0$  has a positive solution  $r = 2m$  for  $a = 0$ , two positive ones and two negative ones for  $0 < a/m < 4\sqrt{3}/9$ , a positive one ( $r = 4\sqrt{6}m/9$ ) and a negative one ( $r = -4\sqrt{6}m/9$ ) for  $a/m = 4\sqrt{3}/9$ , and no real ones for  $a/m > 4\sqrt{3}/9$ . We concentrate on nonnegative radial coordinate  $r \geq 0$ . An event horizon which is the largest positive solution  $r = r_H$  for given  $a$  is shown in Fig. 1.

There is a traversable wormhole throat at  $r = 0$  for  $a/m > 4\sqrt{3}/9$ . For  $a \neq 0$  and  $m = 0$ , the metric is correspond to the Ellis-Bronnikov wormhole metric without Arnowitt-Deser-Misner (ADM) masses [90, 91]. The Ellis-Bronnikov wormhole is known as the earliest passable wormhole solution of the Einstein equations with a phantom scalar field [92] which are obtained by Ellis and Bronnikov independently in 1973. The metric is often included by several wormhole solutions in the vanishing ADM masses case. See references in [93]. We note that the Ellis-Bronnikov solution is unstable [94] while we might find a stable wormhole solution with the same metric as the Ellis-Bronnikov wormhole metric with the vanishing ADM masses since the stability depends on not only the metric but also a gravitational theory and matters to support the wormhole [95, 96].

The effective potential for a light ray and its derivatives are given by

$$V(r) = E^2 \left\{ b^2 \left[ \frac{1}{a^2 + r^2} - \frac{2mr^2}{(a^2 + r^2)^{\frac{5}{2}}} \right] - 1 \right\}, \quad (3.2)$$

$$V'(r) = - \frac{2b^2 r \left[ (2a^2 - 3r^2)m + (a^2 + r^2)^{\frac{3}{2}} \right]}{(a^2 + r^2)^{\frac{7}{2}}}, \quad (3.3)$$

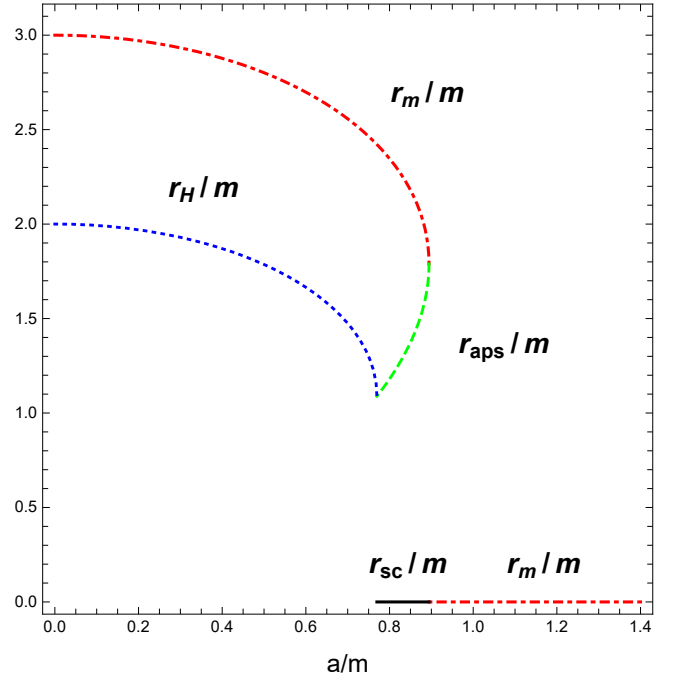


FIG. 1. The reduced radial coordinates of a primary photon sphere  $r_m/m$ , a secondary photon sphere  $r_{sc}/m$ , an antiphoton sphere  $r_{aps}/m$ , and an event horizon  $r_H/m$ . A (red) dot-dashed curve at  $4\sqrt{5}/5 \leq r_m/m < 3$  for  $0 \leq a/m \leq 2\sqrt{5}/5$  and a (red) dot-dashed line at  $r_m/m = 0$  for  $2\sqrt{5}/5 < a/m$  denote the primary photon sphere, a (black) solid line at  $r_{sc}/m = 0$  for  $4\sqrt{3}/9 < a/m \leq 2\sqrt{5}/5$  denotes the secondary photon sphere, a (green) dashed curve at  $4\sqrt{6}/9 < r_{aps}/m \leq 4\sqrt{5}/5$  for  $4\sqrt{3}/9 < a/m < 2\sqrt{5}/5$  denotes the antiphoton sphere and a (blue) dotted curve at  $4\sqrt{6}/9 \leq r_H/m \leq 2$  for  $0 \leq a/m \leq 4\sqrt{3}/9$  denotes the event horizon.

$$V''(r) = - \frac{2b^2}{(a^2 + r^2)^{\frac{9}{2}}} \left[ (2a^4 - 21a^2r^2 + 12r^4)m + (a^4 - 2a^2r^2 - 3r^4)(a^2 + r^2)^{\frac{1}{2}} \right], \quad (3.4)$$

$$V'''(r) = \frac{6b^2 r}{(a^2 + r^2)^{\frac{11}{2}}} \left[ 5(4a^4 - 13a^2r^2 + 4r^4)m + 4(a^2 - r^2)(a^2 + r^2)^{\frac{3}{2}} \right], \quad (3.5)$$

where the prime denotes a differentiation with respect to the Buchdahl radial coordinate  $r$ . A light ray with a critical impact parameter  $b(r_0) = b(r_m)$  forms an unstable circular photon orbit called photon sphere, which holds  $V(r_m) = V'(r_m) = 0$  and  $V''(r_m) < 0$ , for  $a/m \neq 2\sqrt{5}/5$ . A light ray with an impact parameter  $b(r_0) = b(r_{aps})$  forms a stable circular photon orbit called antiphoton sphere, which holds  $V(r_{aps}) = V'(r_{aps}) = 0$  and  $V''(r_{aps}) > 0$ , for  $4\sqrt{3}/9 < a/m < 2\sqrt{5}/5$ . For  $a/m = 2\sqrt{5}/5$ , the light ray with the critical impact parameter  $b(r_0) = b(r_m)$  forms a marginally unstable photon sphere which holds  $V(r_m) = V'(r_m) = V''(r_m) = 0$

and  $V'''(r_m) < 0$ . The wormhole throat at  $r = 0$  for  $a/m > 4\sqrt{3}/9$  works as a photon sphere. Thus, there are the primary photon sphere at  $r = r_m$  and the secondary photon sphere at  $r = r_{sc} \equiv 0$  for  $4\sqrt{3}/9 < a/m \leq 2\sqrt{5}/5$ .<sup>2</sup> We notice that the specific radius of the primary photon sphere  $r_m/m$  decreases monotonically and it changes discontinuously at  $a/m = 2\sqrt{5}/5$  as  $a/m$  increases. The reduced radii of the photon spheres  $r_m/m$  and  $r_{sc}/m$  and the antiphoton sphere  $r_{aps}/m$  are shown in Fig. 1.

### A. Case of $a/m < 4\sqrt{3}/9$

In the case of  $a/m < 4\sqrt{3}/9$ , infinite number of images are formed slightly outside of the photon sphere. There is no light rays coming from inside of the photon sphere because of existence of the event horizon. The effective potential of a light ray which forms the image slightly inside of the photon sphere is shown in Fig. 2. As shown in

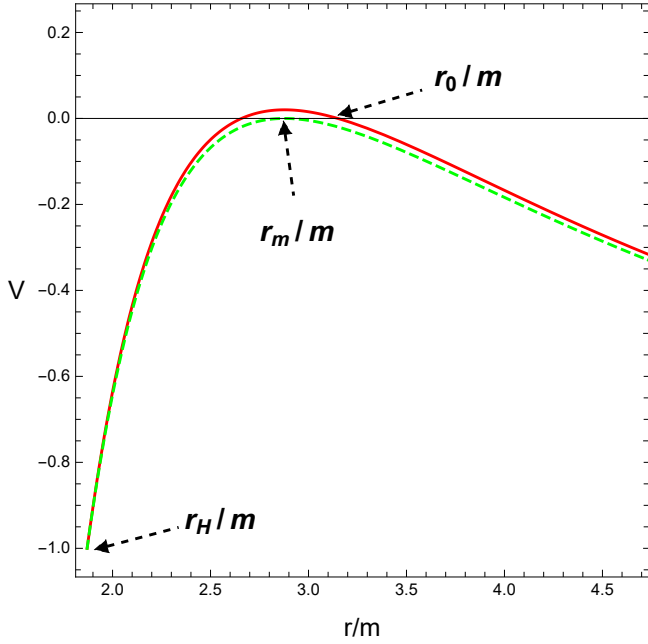


FIG. 2. Effective potentials  $V$  for images slightly outside of the photon sphere with  $a/m = 0.4$ . Solid (red) and dashed (green) curves denote the effective potentials  $V$  with  $b/m = 1.01b_m/m = 5.15$  and with  $b/m = b_m/m = 5.10$ , respectively. The reduced radial coordinates of the photon sphere, the closest distance, and the event horizon are given by  $r_m/m = 2.88$ ,  $r_0/m = 3.15$ , and  $r_H/m = 1.87$ , respectively.

appendix A, we cannot apply Bozza's formula in Ref. [28]

<sup>2</sup> Note that there is a photon sphere at  $r = -r_m$  for  $4\sqrt{3}/9 < a/m \leq 2\sqrt{5}/5$  also.

directly for the spacetime in the Buchdahl coordinates. We define a variable

$$z \equiv 1 - \frac{r_0}{r}, \quad (3.6)$$

which is suggested in Ref. [52]. In the case of  $a/m < 2\sqrt{5}/5$ , by using the variable  $z$ , we can rewrite Eq. (2.12) in

$$I(r_0) = \int_0^1 R(z, r_0) f(z, r_0) dz, \quad (3.7)$$

where  $R(z, r_0)$  and  $f(z, r_0)$  are given by

$$R(z, r_0) \equiv \frac{2}{\sqrt{r_0^2 + a^2(1-z)^2}}, \quad (3.8)$$

and

$$f(z, r_0) \equiv \frac{1}{\sqrt{h(z, r_0)}}, \quad (3.9)$$

where  $h(z, r_0)$  is defined by

$$h(z, r_0) \equiv \frac{1}{r_0^2} \left[ \frac{r_0^2 + a^2(1-z)^2}{b^2(r_0)} - (1-z)^2 + \frac{2mr_0^2(1-z)^3}{[r_0^2 + a^2(1-z)^2]^{\frac{3}{2}}} \right], \quad (3.10)$$

where  $b(r_0)$  can be expressed by

$$b(r_0) = \pm \frac{(r_0^2 + a^2)^{\frac{5}{4}}}{[(r_0^2 + a^2)^{\frac{3}{2}} - 2mr_0^2]^{\frac{1}{2}}}. \quad (3.11)$$

Note that we obtain  $h(0, r_0) = 0$ . Since we are interested in  $z \sim 0$ , we expand  $h(z, r_0)$  in the power of  $z$  as

$$h(z, r_0) = c_1(r_0)z + c_2(r_0)z^2 + O(z^3), \quad (3.12)$$

where  $c_1(r_0)$  and  $c_2(r_0)$  are given by

$$c_1(r_0) \equiv \frac{2 \left[ (2a^2 - 3r_0^2)m + (a^2 + r_0^2)^{\frac{3}{2}} \right]}{(a^2 + r_0^2)^{\frac{5}{2}}}, \quad (3.13)$$

$$c_2(r_0) \equiv \frac{(-2a^4 - 11a^2r_0^2 + 6r_0^4)m - (a^2 + r_0^2)^{\frac{5}{2}}}{(a^2 + r_0^2)^{\frac{7}{2}}}. \quad (3.14)$$

From  $c_{1m} \equiv c_1(r_m) = 0$  and

$$c_{2m} \equiv c_2(r_m) = \frac{3r_m^2(r_m^2 - 4a^2)m}{(a^2 + r_m^2)^{\frac{7}{2}}}, \quad (3.15)$$

the term  $I(r_0)$  diverges logarithmically in the strong deflection limit  $r_0 \rightarrow r_m + 0$ . Here and hereinafter, functions with the subscript  $m$  denotes the functions at the photon sphere  $r_0 = r_m$ . We expand  $c_1(r_0)$  and  $b$  in the power of  $r_0 - r_m > 0$  as

$$c_1(r_0) = c'_{1m}(r_0 - r_m) + O((r_0 - r_m)^2) \quad (3.16)$$

and

$$b(r_0) = b_m + \frac{1}{2}b''_m(r_0 - r_m)^2 + O\left((r_0 - r_m)^3\right), \quad (3.17)$$

respectively, where  $c'_{1m}$ ,  $b_m$ , and  $b''_m$  are given by

$$c'_{1m} = \frac{6r_m(r_m^2 - 4a^2)m}{(a^2 + r_m^2)^{\frac{5}{2}}}, \quad (3.18)$$

$$b_m = \pm \frac{(r_m^2 + a^2)^{\frac{5}{4}}}{(r_m^2 - 2a^2)^{\frac{1}{2}}m^{\frac{1}{2}}}, \quad (3.19)$$

and

$$b''_m = \pm \frac{r_m(r_m^2 + a^2)^{\frac{11}{4}}c'_{1m}}{2(r_m^2 - 2a^2)^{\frac{3}{2}}m^{\frac{3}{2}}}, \quad (3.20)$$

respectively. Notice  $b'_m = 0$  because  $b'$  is obtained as

$$b' = \pm \frac{r_0(r_0^2 + a^2)^{\frac{11}{4}}c_1}{2\left[(r_0^2 + a^2)^{\frac{3}{2}} - 2mr_0^2\right]^{\frac{3}{2}}}. \quad (3.21)$$

From now on, we concentrate on the positive impact parameter  $b$  unless we particular pay attention to the negative one.

We separate  $I(r_0)$  into a divergent part  $I_D$  and a regular part  $I_R$ . In the case of  $a/m < 2\sqrt{5}/5$ , we define  $I_D$  as

$$I_D \equiv \int_0^1 R(0, r_m) f_D(z, r_0) dz, \quad (3.22)$$

where  $f_D(z, r_0)$  is defined as

$$f_D(z, r_0) \equiv \frac{1}{\sqrt{c_1(r_0)z + c_2(r_0)z^2}} \quad (3.23)$$

and  $R(0, r_m)$  is obtained as

$$R(0, r_m) = \frac{2}{\sqrt{r_m^2 + a^2}}. \quad (3.24)$$

As shown by Bozza [28], we can integrate  $I_D$  as

$$I_D = \frac{2R(0, r_m)}{\sqrt{c_2(r_0)}} \log \frac{\sqrt{c_2(r_0)} + \sqrt{c_1(r_0) + c_2(r_0)}}{\sqrt{c_1(r_0)}}. \quad (3.25)$$

By using Eqs. (3.15)-(3.20) and (3.24),  $I_D$  in the strong deflection limit  $r_0 \rightarrow r_m + 0$  or  $b \rightarrow b_m + 0$  is expressed by

$$I_D = -\bar{a} \log \left( \frac{b}{b_m} - 1 \right) + \bar{a} \log \frac{6r_m^4(r_m^2 - 4a^2)}{(a^2 + r_m^2)^2(r_m^2 - 2a^2)}, \quad (3.26)$$

where  $\bar{a}$  is given by

$$\bar{a} = \frac{(a^2 + r_m^2)^{\frac{5}{4}}}{r_m \sqrt{3(r_m^2 - 4a^2)m}}. \quad (3.27)$$

The regular part  $I_R$  is defined by

$$I_R(r_0) \equiv \int_0^1 g(z, r_0) dz, \quad (3.28)$$

where  $g(z, r_0)$  is given by

$$g(z, r_0) \equiv R(z, r_0)f(z, r_0) - R(0, r_m)f_D(z, r_0) \quad (3.29)$$

and it can be expanded in the power of  $r_0 - r_m$  as

$$I_R(r_0) = \sum_{j=0}^{\infty} \frac{1}{j!} (r_0 - r_m)^j \int_0^1 \frac{\partial^j g}{\partial r_0^j} \Big|_{r_0=r_m} dz \quad (3.30)$$

and we are only interested in the first term

$$I_R = \int_0^1 g(z, r_m) dz. \quad (3.31)$$

Usually,  $I_R$  is calculated in numerical and  $\bar{b}$  is obtained as

$$\bar{b} = \bar{a} \log \frac{6r_m^4(r_m^2 - 4a^2)}{(a^2 + r_m^2)^2(r_m^2 - 2a^2)} + I_R - \pi. \quad (3.32)$$

The parameters  $\bar{a}$  and  $\bar{b}$  of the deflection angle (1.1) in the strong deflection limit are plotted in Fig. 3.

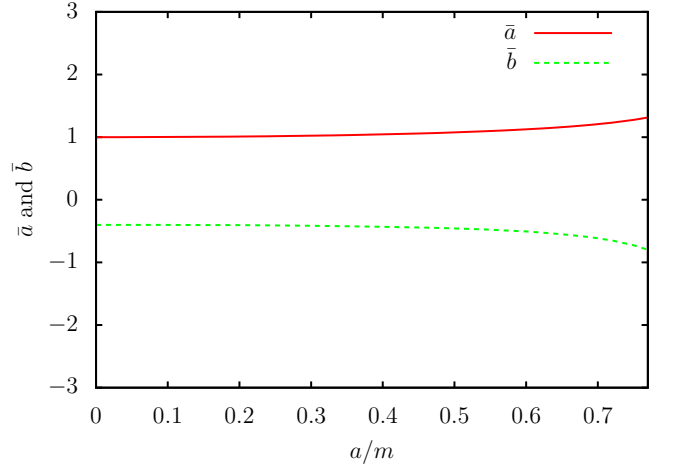


FIG. 3. Parameters  $\bar{a}$  and  $\bar{b}$  in the deflection angle (1.1) in the strong deflection limit for the images slightly outside of the photon sphere in the case of  $a/m < 4\sqrt{3}/9$ . Solid (red) and dashed (green) curves denote  $\bar{a}$  and  $\bar{b}$ , respectively.

In the Schwarzschild spacetime case, i.e.,  $a = 0$ , we get  $b_m = 3\sqrt{3}m$ ,  $r_m = 3m$ ,

$$I_D = -\log \left( \frac{b}{b_m} - 1 \right) + \log 6, \quad (3.33)$$

and

$$I_R = \int_0^1 \left( \frac{2}{z\sqrt{1 - \frac{2z}{3}}} - \frac{2}{z} \right) dz = 2 \log[6(2 - \sqrt{3})]. \quad (3.34)$$

Thus, we obtain  $\bar{a} = 1$  and

$$\bar{b} = \log[216(7 - 4\sqrt{3})] - \pi \sim -0.40 \quad (3.35)$$

which recovers known results of the Schwarzschild space-time in Refs. [20, 27, 28, 47].

### B. Case of $4\sqrt{3}/9 < a/m < 2\sqrt{5}/5$

For  $4\sqrt{3}/9 < a/m < 2\sqrt{5}/5$ , a wormhole has the primary photon sphere off a throat and the secondary photon sphere on the throat, and an antiphoton sphere between them. Three sets of infinite numbers of images are formed as shown below.

#### 1. Images Slightly Outside of the Primary photon sphere (ISOP)

Figure 4 shows the effective potential of a light ray which makes image slightly outside of the primary photon sphere. We can use the formulas in Sec. III-A. Pa-

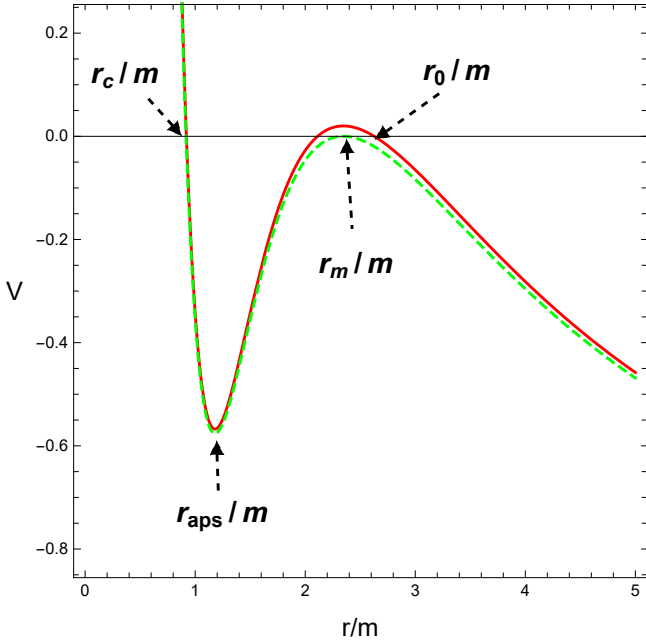


FIG. 4. Effective potentials  $V$  for images slightly outside of the primary photon sphere with  $a/m = 0.8$ . Solid (red) and dashed (green) curves denote the effective potentials  $V$  with  $b/m = 1.01b_m/m = 4.71$  and with  $b/m = b_m/m = 4.76$ , respectively. The reduced radial coordinates of the primary photon sphere, the antiphoton sphere, the closest distance of a light with  $b = 1.01b_m$ , and the smaller positive root of the effective potential with  $b = b_m$  are given by  $r_m/m = 2.35$ ,  $r_{aps}/m = 1.18$ ,  $r_0/m = 2.63$ , and  $r_c/m = 0.917$ , respectively.

rameters  $\bar{a}$  and  $\bar{b}$  in the deflection angle (1.1) for the images slightly outside of the primary photon sphere in the strong deflection limit are shown in Fig. 5.

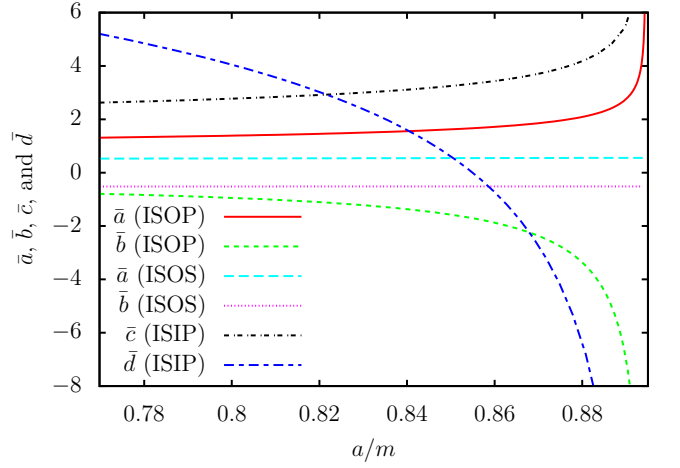


FIG. 5. Parameters  $\bar{a}$ ,  $\bar{b}$ ,  $\bar{c}$ , and  $\bar{d}$  in the deflection angles (1.1) and (1.2) in the strong deflection limits for  $4\sqrt{3}/9 < a/m < 2\sqrt{5}/5$ . Solid red and dashed green curves denote  $\bar{a}$  and  $\bar{b}$  for the Images Slightly Outside of the Primary photon sphere (ISOP), respectively. Long-Dashed cyan and dotted magenta curves denote  $\bar{a}$  and  $\bar{b}$  for the Images Slightly Outside of the Secondary photon sphere (ISOS), respectively. Dotted-Dashed black and long-dashed-short-dashed blue curves denote  $\bar{c}$  and  $\bar{d}$  for the Images Slightly Inside of the Primary photon sphere (ISIP), respectively.

#### 2. Images Slightly Inside of the Primary photon sphere (ISIP)

Light rays which are reflected near the antiphoton sphere form images slightly inside of the primary photon sphere. The effective potential of the light ray is shown in Fig. 6. We introduce a variable  $z$ , which is suggested in Ref. [35],

$$z \equiv 1 - \frac{r_m}{r}. \quad (3.36)$$

The smaller positive root of the effective potential caused by the antiphoton sphere with  $b = b_m$  is denoted by  $r = r_c$ . Note that  $b_c \equiv b(r_c) = b_m$ . Here and hereinafter, functions with the subscript  $c$  denote the function at  $r_0 = r_c$ . By using  $z$ , we rewrite Eq. (2.12) in

$$I(r_0) = \int_{\beta(r_0)}^1 F(z, r_0) dz, \quad (3.37)$$

where  $\beta(r_0)$  and  $F(z, r_0)$  are given by where

$$\beta \equiv 1 - \frac{r_m}{r_0}, \quad (3.38)$$

and

$$F(z, r_0) = \frac{2}{\sqrt{H(z, r_0)}}, \quad (3.39)$$

where  $H(z, r_0)$  is defined by

$$H(z, r_0) = \frac{r_m^2 + a^2(1-z)^2}{r_m^2} \left[ \frac{r_m^2 + a^2(1-z)^2}{b^2(r_0)} \right]$$

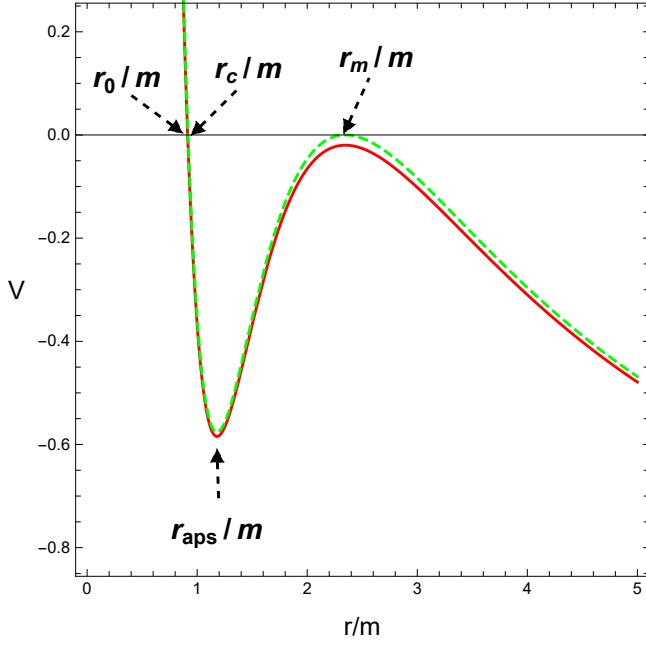


FIG. 6. Effective potentials  $V$  for images slightly inside of the primary photon sphere with  $a/m = 0.8$ . Solid (red) and dashed (green) curves denote the effective potentials  $V$  with  $b/m = 0.99b_m/m = 4.66$  and with  $b/m = b_m/m = 4.76$ , respectively. The reduced radial coordinates of the primary photon sphere, the antiphoton sphere, the closest distance of the light with  $b = 0.99b_m$ , and the smaller positive root of the effective potential with  $b = b_m$  are given by  $r_m/m = 2.35$ ,  $r_{\text{aps}}/m = 1.18$ ,  $r_0/m = 0.913$ , and  $r_c/m = 0.917$ , respectively.

$$-(1-z)^2 + \frac{2mr_m^2(1-z)^3}{[r_m^2 + a^2(1-z)^2]^{\frac{3}{2}}}. \quad (3.40)$$

We expand  $H(z, r_0)$  around  $z = 0$  as

$$H(z, r_0) = c_3(r_0) + c_4(r_0)z + c_5(r_0)z^2 + O(z^3), \quad (3.41)$$

where  $c_3(r_0)$ ,  $c_4(r_0)$ , and  $c_5(r_0)$  are given by

$$c_3(r_0) \equiv \frac{(r_m^2 + a^2)^2}{r_m^2 b_m^2} \left( \frac{b_m^2}{b^2} - 1 \right), \quad (3.42)$$

$$c_4(r_0) \equiv -\frac{4a^2(r_m^2 + a^2)}{r_m^2 b_m^2} \left( \frac{b_m^2}{b^2} - 1 \right), \quad (3.43)$$

$$c_5(r_0) \equiv \frac{2a^2(r_m^2 + 3a^2)}{r_m^2 b_m^2} \left( \frac{b_m^2}{b^2} - 1 \right) + \frac{3mr_m^2(r_m^2 - 4a^2)}{(r_m^2 + a^2)^{\frac{5}{2}}}. \quad (3.44)$$

Note that we obtain, in a strong deflection limit  $r_0 \rightarrow r_c - 0$  or  $b \rightarrow b_c - 0 = b_m - 0$ ,

$$c_3(r_0) \rightarrow +0, \quad (3.45)$$

$$c_4(r_0) \rightarrow -0, \quad (3.46)$$

$$\beta(r_0) \rightarrow 1 - \frac{r_m}{r_c} < 0, \quad (3.47)$$

$$c_5(r_0) \rightarrow \frac{3mr_m^2(r_m^2 - 4a^2)}{(r_m^2 + a^2)^{\frac{5}{2}}} > 0. \quad (3.48)$$

Thus, the term  $I(r_0)$  diverges logarithmically in the strong deflection limit  $r_0 \rightarrow r_c - 0$ . We expand  $c_3(r_0)$  and  $b(r_0)$  in the power of  $r_0 - r_c < 0$  as

$$c_3(r_0) = c'_{3c}(r_0 - r_c) + O((r_0 - r_c)^2) \quad (3.49)$$

and

$$b(r_0) = b_c + b'_c(r_0 - r_c) + O((r_0 - r_c)^2), \quad (3.50)$$

respectively, where  $c'_{3c}$ ,  $b_c$ , and  $b'_c$  are given by

$$c'_{3c} = -\frac{2(r_m^2 + a^2)^2 b'_c}{r_m^2 b_m^3}, \quad (3.51)$$

$$b_c = b_m = \frac{(r_m^2 + a^2)^{\frac{5}{4}}}{(r_m^2 - 2a^2)^{\frac{1}{2}} m^{\frac{1}{2}}}, \quad (3.52)$$

and

$$b'_c = \frac{r_c(r_c^2 + a^2)^{\frac{1}{4}} \left[ (-3r_c^2 + 2a^2)m + (r_c^2 + a^2)^{\frac{3}{2}} \right]}{\left[ (r_c^2 + a^2)^{\frac{3}{2}} - 2mr_c^2 \right]^{\frac{3}{2}}}, \quad (3.53)$$

respectively. Therefore, we obtain

$$c_{3c} = \frac{2(r_m^2 + a^2)^2}{r_m^2 b_m^2} \left( 1 - \frac{b}{b_m} \right). \quad (3.54)$$

We define the divergent term  $I_D$  by

$$I_D \equiv \int_{\beta(r_0)}^1 F_D(z, r_0) dz, \quad (3.55)$$

where  $F_D(z, r_0)$  is defined as

$$F_D(z, r_0) \equiv \frac{2}{\sqrt{c_3(r_0) + c_4(r_0)z + c_5(r_0)z^2}}. \quad (3.56)$$

We can integrate  $I_D$  as [35]

$$I_D = \frac{2}{\sqrt{c_5}} \log \frac{c_4 + 2c_5 + 2\sqrt{c_5(c_3 + c_4 + c_5)}}{c_4 + 2c_5\beta + 2\sqrt{c_5(c_3 + c_4\beta + c_5\beta^2)}}. \quad (3.57)$$

In the strong deflection limit  $r_0 \rightarrow r_c - 0$  or  $b \rightarrow b_c - 0 = b_m - 0$ , by using approximations

$$\sqrt{c_{5c}(c_{3c} + c_{4c}\beta_c + c_{5c}\beta_c^2)} \sim -c_{5c}\beta_c \left( 1 + \frac{c_{3c} + c_{4c}\beta_c}{2c_{5c}\beta_c^2} \right) \quad (3.58)$$

and

$$\frac{b_m^2}{b^2} - 1 \sim 2 \left( 1 - \frac{b}{b_m} \right) \quad (3.59)$$

and by using  $c_{3c}$  (3.54), we obtain

$$\begin{aligned} I_D &= \bar{c} \log \left( -\frac{4c_{5c}\beta_c}{c_{3c}} \right) \\ &= -\bar{c} \log \left( 1 - \frac{b}{b_m} \right) \\ &\quad + \bar{c} \log \left( \frac{6r_m^4(r_m^2 - 4a^2)}{(r_m^2 + a^2)^2(r_m^2 - 2a^2)} \left( \frac{r_m}{r_c} - 1 \right) \right). \end{aligned} \quad (3.60)$$

where  $\bar{c}$  is given by

$$\bar{c} \equiv \frac{2(a^2 + r_m^2)^{\frac{5}{4}}}{r_m \sqrt{3(r_m^2 - 4a^2)m}} = 2\bar{a}. \quad (3.61)$$

The regular part  $I_R$  is defined by

$$I_R(r_0) \equiv \int_{\beta(r_0)}^1 G(z, r_0) dz, \quad (3.62)$$

where  $G(z, r_0)$  is given by

$$G(z, r_0) \equiv F(z, r_0) - F_D(z, r_0). \quad (3.63)$$

We expand  $I_R(r_0)$  in the power of  $r_0 - r_c$  as

$$I_R(r_0) = \sum_{j=0}^{\infty} \frac{1}{j!} (r_0 - r_c)^j \int_{\beta(r_c)}^1 \left. \frac{\partial^j G}{\partial r_0^j} \right|_{r_0=r_c} dz \quad (3.64)$$

and the first term

$$I_R = \int_{\beta(r_c)}^1 G(z, r_c) dz \quad (3.65)$$

is calculated in numerical. The term  $\bar{d}$  is expressed as

$$\bar{d} = \bar{c} \log \left( \frac{6r_m^4(r_m^2 - 4a^2)}{(r_m^2 + a^2)^2(r_m^2 - 2a^2)} \left( \frac{r_m}{r_c} - 1 \right) \right) + I_R - \pi. \quad (3.66)$$

Parameters  $\bar{c}$  and  $\bar{d}$  in the deflection angle (1.2) for the images slightly inside of the primary photon sphere in the strong deflection limit  $b \rightarrow b_m - 0$  are shown in Fig. 5.

### 3. Images Slightly Outside of the Secondary photon sphere (ISOS)

For  $4\sqrt{3}/9 < a/m \leq 2\sqrt{5}/5$ , the wormhole throat works as the secondary photon sphere at  $r = r_{sc} = 0$  and it reflects light rays to form images slightly outside of the throat. The effective potential of the light ray which is reflected by the secondary photon sphere is shown in Fig. 7.

The variable  $z$  (3.6) in a strong deflection limit  $r_0 \rightarrow r_{sc} + 0 = +0$  would not work well since it becomes constant  $z = 1$ . Thus, we use not the Buchdahl radial coordinate  $r$  but a standard radial coordinate  $\rho \equiv \sqrt{r^2 + a^2}$ .

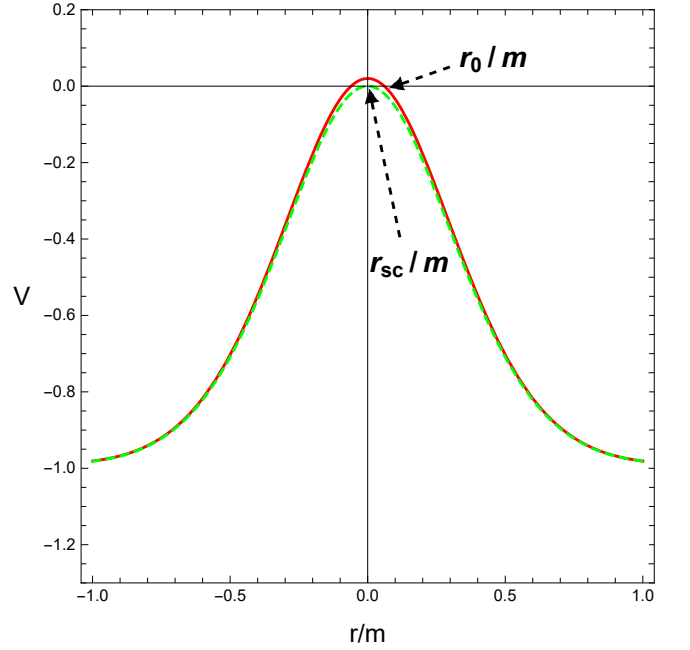


FIG. 7. Effective potentials  $V$  for images slightly outside of the secondary photon sphere with  $a/m = 0.8$ . Solid (red) and dashed (green) curves denote the effective potentials  $V$  with  $b/m = 1.01b_{sc}/m = 0.808$  and with  $b/m = b_{sc}/m = 0.8$ , respectively. The reduced radial coordinates of the secondary photon sphere and the closest distance of the light with  $b = 1.01b_{sc}$  are given by  $r_{sc}/m = 0$  and  $r_0/m = 0.0604$ , respectively.

Under the standard radial coordinate, the line element is expressed as

$$\begin{aligned} ds^2 &= - \left[ 1 - \frac{2m(\rho^2 - a^2)}{\rho^3} \right] dt^2 \\ &\quad + \frac{d\rho^2}{\left[ 1 - \frac{2m(\rho^2 - a^2)}{\rho^3} \right] \left( 1 - \frac{a^2}{\rho^2} \right)} + \rho^2(d\vartheta^2 + \sin^2\vartheta d\varphi^2), \end{aligned} \quad (3.67)$$

Notice the radius of the secondary photon sphere is given by  $\rho = \rho_{sc} = a$ . Here and hereinafter, functions with the subscript sc denote the function at  $r_0 = r_{sc}$ . By using alternative variable  $\bar{z}$  defined by

$$\bar{z} \equiv 1 - \frac{\rho_0}{\rho}, \quad (3.68)$$

the term  $I$  (2.12) can be rewritten by

$$I(\rho_0) = \int_0^1 k(\bar{z}, \rho_0) d\bar{z}, \quad (3.69)$$

where  $k(\bar{z}, \rho_0)$  is given by

$$k(\bar{z}, \rho_0) \equiv \frac{2}{\sqrt{J(\bar{z}, \rho_0)}}, \quad (3.70)$$

where  $J(\bar{z}, \rho_0)$  is defined by

$$J(\bar{z}, \rho_0) \equiv \left[ 1 - \frac{a^2(1-\bar{z})^2}{\rho_0^2} \right] \left\{ (2-\bar{z})\bar{z} + \frac{2m}{\rho_0^3} [a^2 - \rho_0^2 + \rho_0^2(1-\bar{z})^3 - a^2(1-\bar{z})^5] \right\} \quad (3.71)$$

and we expand  $J(\bar{z}, \rho_0)$  around  $\bar{z} = 0$  as

$$J(\bar{z}, \rho_0) = c_6(\rho_0)\bar{z} + c_7(\rho_0)\bar{z}^2 + O(\bar{z}^3), \quad (3.72)$$

where  $c_6(\rho_0)$  and  $c_7(\rho_0)$  are given by

$$c_6(\rho_0) \equiv \frac{2(\rho_0^2 - a^2)}{\rho_0^2} \left[ 1 + \frac{m(5a^2 - 3\rho_0^2)}{\rho_0^3} \right], \quad (3.73)$$

$$c_7(\rho_0) \equiv \frac{-\rho_0^2 + 5a^2}{\rho_0^2} + \frac{m(6\rho_0^4 - 38\rho_0^2a^2 + 40a^4)}{\rho_0^5} \quad (3.74)$$

From

$$c_{6\text{sc}} = 0, \quad (3.75)$$

$$c_{7\text{sc}} = \frac{4(a+2m)}{a}, \quad (3.76)$$

$I(\rho)$  diverges logarithmically in the strong deflection limit  $\rho_0 \rightarrow \rho_{\text{sc}} + 0$ . We separate  $I(\rho)$  as a divergent part  $I_{\mathcal{D}}$  and a regular part  $I_{\mathcal{R}}$ . We define  $I_{\mathcal{D}}$  as

$$I_{\mathcal{D}} \equiv \int_0^1 k_{\mathcal{D}}(\bar{z}, \rho_0) d\bar{z}, \quad (3.77)$$

where  $k_{\mathcal{D}}(\bar{z}, \rho_0)$  is

$$k_{\mathcal{D}}(\bar{z}, \rho_0) \equiv \frac{2}{\sqrt{c_6(\rho_0)\bar{z} + c_7(\rho_0)\bar{z}^2}} \quad (3.78)$$

and we obtain  $I_{\mathcal{D}}$  as

$$I_{\mathcal{D}} = \frac{4}{\sqrt{c_7}} \log \frac{\sqrt{c_7} + \sqrt{c_6 + c_7}}{\sqrt{c_6}}. \quad (3.79)$$

By using

$$c_6(\rho_0) = \frac{dc_6}{d\rho_0} \Big|_{\rho_0=\rho_{\text{sc}}} (\rho_0 - \rho_{\text{sc}}) + O((\rho_0 - \rho_{\text{sc}})^2), \quad (3.80)$$

where

$$\frac{dc_6}{d\rho_0} \Big|_{\rho_0=\rho_{\text{sc}}} = \frac{4(a+2m)}{a^2}, \quad (3.81)$$

and

$$b = b_{\text{sc}} + \frac{db}{d\rho_0} \Big|_{\rho_0=\rho_{\text{sc}}} (\rho_0 - \rho_{\text{sc}}) + O((\rho_0 - \rho_{\text{sc}})^2), \quad (3.82)$$

where  $b_{\text{sc}} = a$  and

$$\frac{db}{d\rho_0} \Big|_{\rho_0=\rho_{\text{sc}}} = \frac{a+2m}{a}, \quad (3.83)$$

we obtain the divergent part  $I_{\mathcal{D}}$  as

$$I_{\mathcal{D}} = -\bar{a} \log \left( \frac{b}{b_{\text{sc}}} - 1 \right) + \bar{a} \log \frac{4(a+2m)}{a}, \quad (3.84)$$

where

$$\bar{a} = \sqrt{\frac{a}{a+2m}}. \quad (3.85)$$

The regular part  $I_{\mathcal{R}}$  is defined by

$$I_{\mathcal{R}} \equiv \int_0^1 k_{\mathcal{R}}(\bar{z}, \rho_0) d\bar{z}, \quad (3.86)$$

where  $k_{\mathcal{R}}(\bar{z}, \rho_0)$  is given by

$$k_{\mathcal{R}}(\bar{z}, \rho_0) \equiv k(\bar{z}, \rho_0) - k_{\mathcal{D}}(\bar{z}, \rho_0). \quad (3.87)$$

We expand  $I_{\mathcal{R}}(\rho_0)$  around  $\rho_0 = \rho_{\text{sc}}$  as

$$I_{\mathcal{R}}(\rho_0) = \sum_{j=0}^{\infty} \frac{1}{j!} (\rho_0 - \rho_{\text{sc}})^j \int_0^1 \frac{\partial^j k_{\mathcal{R}}}{\partial \rho_0^j} \Big|_{\rho_0=\rho_{\text{sc}}} d\bar{z} \quad (3.88)$$

and we are only interested in the first term

$$I_{\mathcal{R}} = \int_0^1 k_{\mathcal{R}}(\bar{z}, \rho_{\text{sc}}) d\bar{z}, \quad (3.89)$$

where  $k_{\mathcal{R}}(\bar{z}, \rho_{\text{sc}})$  is given by

$$k_{\mathcal{R}}(\bar{z}, \rho_{\text{sc}}) = \frac{2}{\bar{z}(2-\bar{z})} \sqrt{\frac{a}{a+2m(1-\bar{z})^3}} - \frac{1}{\bar{z}} \sqrt{\frac{a}{a+2m}}. \quad (3.90)$$

The regular part  $I_{\mathcal{R}}$  is calculated numerically and  $\bar{b}$  is obtained as

$$\bar{b} = \bar{a} \log \frac{4(a+2m)}{a} + I_{\mathcal{R}} - \pi. \quad (3.91)$$

Parameters  $\bar{a}$  and  $\bar{b}$  of the deflection angle (1.1) for the images slightly outside of the secondary photon sphere in the strong deflection limit  $b \rightarrow b_{\text{sc}} + 0 = a + 0$  are shown in Fig. 5.

### C. Case of $a/m > 2\sqrt{5}/5$

In the case of  $a/m > 2\sqrt{5}/5$ , the wormhole throat works as the primary photon sphere. By reading  $r_{\text{sc}}$  in the formulas of Sec. III-B-3 as  $r_{\text{m}}$ , we can use them. The effective potential of a light ray to form slightly outside of the primary image is shown in Fig. 8. Note that  $r_{\text{m}} = 0$  and  $b_{\text{m}} = a$  in the case. Parameters  $\bar{a}$  and  $\bar{b}$  in the deflection angle (1.1) for the image slightly outside of the photon sphere or the wormhole throat in the strong deflection limit  $r_0 \rightarrow r_{\text{m}} + 0 = +0$  or  $b \rightarrow b_{\text{m}} + 0 = a + 0$  is shown in Fig. 9.

When  $m = 0$ ,

$$I_{\mathcal{D}} = -\log \left( \frac{b}{b_{\text{m}}} - 1 \right) + 2 \log 2, \quad (3.92)$$

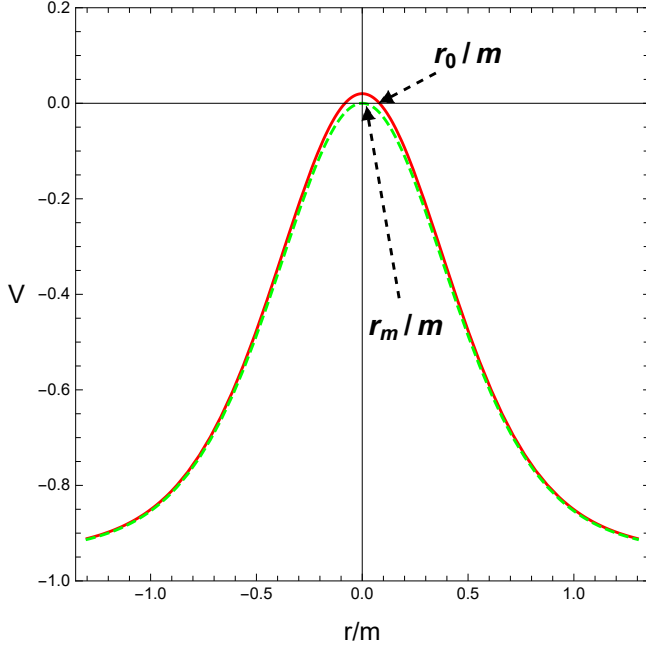


FIG. 8. Effective potentials  $V$  for images slightly outside of the photon sphere with  $a/m = 1$ . Solid (red) and dashed (green) curves denote the effective potentials  $V$  with  $b/m = 1.01b_m/m = 1.01$  and with  $b/m = b_m/m = 1$ , respectively. The reduced radial coordinates of the photon sphere and the closest distance of the light with  $b = 1.01b_m$  are given by  $r_m/m = 0$  and  $r_0/m = 0.0816$ , respectively.

and

$$I_{\mathcal{R}} = \int_0^1 \frac{1}{2-\bar{z}} d\bar{z} = \log 2. \quad (3.93)$$

Thus, we obtain  $\bar{a} = 1$  and

$$\bar{b} = 3 \log 2 - \pi \sim -1.06 \quad (3.94)$$

and we recover the deflection angle by the Ellis-Bronnikov wormhole without the ADM masses in the strong deflection limit obtained in Refs. [34, 49, 52]. See Refs. [29, 30, 33, 34, 49, 52, 97] for the details of the gravitational lensing in the strong gravitational field.

#### IV. GRAVITATIONAL LENSING IN THE STRONG DEFLECTION LIMIT

We consider a lens configuration shown as Fig. 10. A light ray with an impact parameter  $b$  emitted by a source  $S$  with a source angle  $\phi$  is deflected by a lens  $L$  with a deflection angle  $\alpha$  and an observer  $O$  observes the image  $I$  of the light ray with an image angle  $\theta$ . We assume small angles  $\bar{\alpha} \ll 1$ ,  $\theta = b/D_{ol} \ll 1$ , and  $\phi \ll 1$ , where  $D_{ol}$  is the distance between the observer  $O$  and the lens  $L$ , and  $\bar{\alpha}$  is the effective deflection angle of the light ray defined by

$$\bar{\alpha} = \alpha \mod 2\pi. \quad (4.1)$$

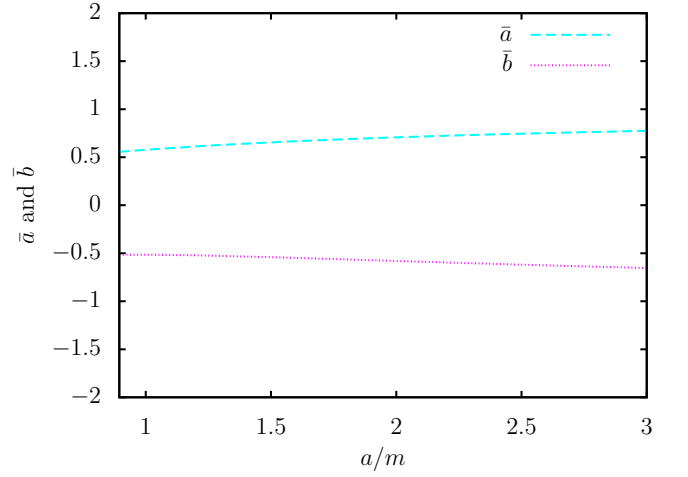


FIG. 9. Parameters  $\bar{a}$  and  $\bar{b}$  in the deflection angle (1.1) in the strong deflection limit  $b \rightarrow b_m + 0$  for the images slightly outside of the photon sphere for  $a/m > 2\sqrt{5}/5$ . Long-Dashed cyan and dotted magenta curves denote  $\bar{a}$  and  $\bar{b}$ , respectively.

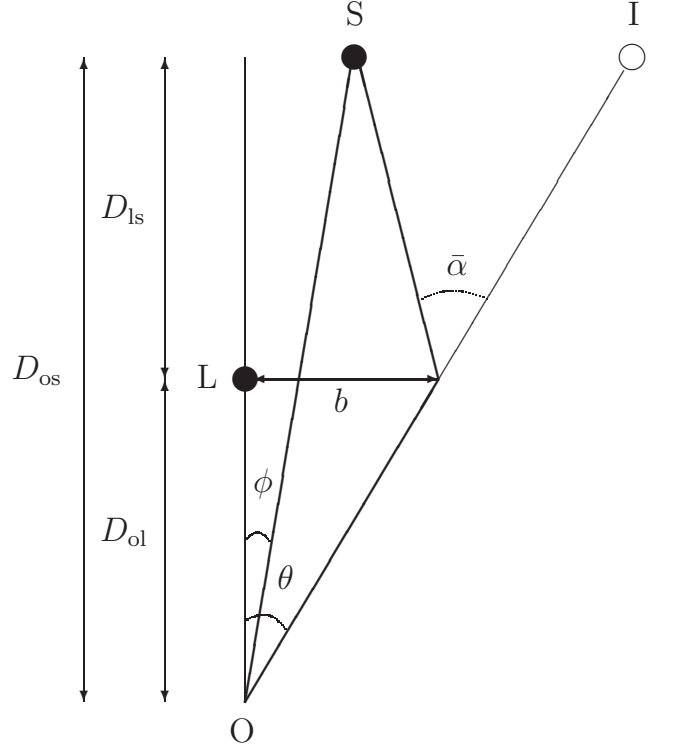


FIG. 10. Lens configuration. A light with an impact parameter  $b$  which is emitted by a source  $S$  with a source angle  $\phi$  and which is deflected by a lens  $L$  with an effective deflection angle  $\bar{\alpha}$  reaches into an observer  $O$ . The observer  $O$  sees an image  $I$  with an image angle  $\theta$ . Distances between the observer  $O$  and the source  $S$ , between the lens  $L$  and the source  $S$ , and between the observer  $O$  and the lens  $L$ , are given by  $D_{os}$ ,  $D_{ls}$ , and  $D_{ol}$ , respectively.

The deflection angle is expressed by

$$\alpha = \bar{\alpha} + 2\pi n, \quad (4.2)$$

where  $n$  is the winding number of the light ray.

A small angle lens equation [98] is expressed by

$$D_{\text{ls}}\bar{\alpha} = D_{\text{os}}(\theta - \phi), \quad (4.3)$$

where  $D_{\text{ls}}$  is a distance between the lens L and the source S and  $D_{\text{os}} = D_{\text{ol}} + D_{\text{ls}}$  is a distance between the observer O and the source S. We define  $\theta_n^0$  by

$$\alpha(\theta_n^0) = 2\pi n, \quad (4.4)$$

and we expand the deflection angle  $\alpha(\theta)$  around  $\theta = \theta_n^0$  as

$$\alpha(\theta) = \alpha(\theta_n^0) + \left. \frac{d\alpha}{d\theta} \right|_{\theta=\theta_n^0} (\theta - \theta_n^0) + O((\theta - \theta_n^0)^2). \quad (4.5)$$

We do not consider the primary and marginally unstable photon sphere in the case of  $a/m = 2\sqrt{5}/5$ .

#### A. Images slightly outside of the primary and secondary photon spheres

We consider images slightly outside of the primary and secondary photon spheres. In this case, we can follow calculations in Ref. [28]. The deflection angle  $\alpha$  in the strong deflection limit  $b \rightarrow b_m + 0$  ( $b \rightarrow b_{\text{sc}} + 0$ ) is expressed by

$$\begin{aligned} \alpha(\theta) = & -\bar{a} \log \left( \frac{\theta}{\theta_\infty} - 1 \right) + \bar{b} \\ & + O \left( \left( \frac{\theta}{\theta_\infty} - 1 \right) \log \left( \frac{\theta}{\theta_\infty} - 1 \right) \right), \end{aligned} \quad (4.6)$$

where  $\theta_\infty \equiv b_m/D_{\text{ol}}$  ( $\theta_\infty \equiv b_{\text{sc}}/D_{\text{ol}}$ ) is the image angle of the primary (secondary) photon sphere. From Eqs. (4.4) and (4.6),  $\theta_n^0$  is rewritten by

$$\theta_n^0 = \left( 1 + e^{\frac{\bar{b}-2\pi n}{\bar{a}}} \right) \theta_\infty. \quad (4.7)$$

From

$$\left. \frac{d\alpha}{d\theta} \right|_{\theta=\theta_n^0} = \frac{\bar{a}}{\theta_\infty - \theta_n^0} \quad (4.8)$$

and Eqs. (4.2), (4.4), (4.5), and (4.7), the effective deflection angle  $\bar{\alpha}(\theta_n)$  for  $\theta = \theta_n$ , which is the positive solution of the lens equation with the winding number  $n$ , is obtained as

$$\bar{\alpha}(\theta_n) = \frac{\bar{a}}{\theta_\infty e^{\frac{\bar{b}-2\pi n}{\bar{a}}}} (\theta_n^0 - \theta_n). \quad (4.9)$$

By substituting Eq. (4.9) into the lens equation (4.3), we obtain

$$\theta_n(\phi) \sim \theta_n^0 - \frac{\theta_\infty e^{\frac{\bar{b}-2\pi n}{\bar{a}}}}{\bar{a}D_{\text{ls}}} D_{\text{os}}(\theta_n^0 - \phi). \quad (4.10)$$

For  $\phi = 0$ , it gives the image angles  $\theta_{En}$  of relativistic Einstein rings,

$$\theta_{En} \equiv \theta_n(0) \sim \left( 1 - \frac{\theta_\infty e^{\frac{\bar{b}-2\pi n}{\bar{a}}}}{\bar{a}D_{\text{ls}}} D_{\text{os}} \right) \theta_n^0. \quad (4.11)$$

The difference of image angles between the photon sphere and the outermost image among the slightly outside of the photon sphere is given by

$$\bar{s} \equiv \theta_1 - \theta_\infty \sim \theta_1^0 - \theta_\infty^0 = \theta_\infty e^{\frac{\bar{b}-2\pi}{\bar{a}}}. \quad (4.12)$$

The magnification of the image angle with the winding number  $n$  is obtained as

$$\mu_n \equiv \frac{\theta_n}{\phi} \frac{d\theta_n}{d\phi} \sim \frac{\theta_\infty^2 D_{\text{os}} \left( 1 + e^{\frac{\bar{b}-2\pi n}{\bar{a}}} \right) e^{\frac{\bar{b}-2\pi n}{\bar{a}}}}{\phi \bar{a} D_{\text{ls}}}. \quad (4.13)$$

Note that the outermost image with  $n = 1$  is the brightest one among them. The sum of magnifications of all the images and the sum of magnification of images excluding the outermost image are given by

$$\sum_{n=1}^{\infty} \mu_n \sim \frac{\theta_\infty^2 D_{\text{os}} \left( 1 + e^{\frac{2\pi}{\bar{a}}} + e^{\frac{\bar{b}}{\bar{a}}} \right) e^{\frac{\bar{b}}{\bar{a}}}}{\phi \bar{a} D_{\text{ls}} \left( e^{\frac{4\pi}{\bar{a}}} - 1 \right)}, \quad (4.14)$$

$$\sum_{n=2}^{\infty} \mu_n \sim \frac{\theta_\infty^2 D_{\text{os}} \left( e^{\frac{2\pi}{\bar{a}}} + e^{\frac{4\pi}{\bar{a}}} + e^{\frac{\bar{b}}{\bar{a}}} \right) e^{\frac{\bar{b}-4\pi}{\bar{a}}}}{\phi \bar{a} D_{\text{ls}} \left( e^{\frac{4\pi}{\bar{a}}} - 1 \right)} \quad (4.15)$$

and the ratio of the magnifications of the brightest image to the sum of the other images is obtained as

$$\bar{r} \equiv \frac{\mu_1}{\sum_{n=2}^{\infty} \mu_n} \sim \frac{\left( e^{\frac{4\pi}{\bar{a}}} - 1 \right) \left( e^{\frac{2\pi}{\bar{a}}} + e^{\frac{\bar{b}}{\bar{a}}} \right)}{e^{\frac{2\pi}{\bar{a}}} + e^{\frac{4\pi}{\bar{a}}} + e^{\frac{\bar{b}}{\bar{a}}}}. \quad (4.16)$$

#### B. Images slightly inside of the primary photon sphere

We consider the case of the images slightly inside of the primary photon sphere as well as Ref. [35]. The deflection angle  $\alpha$  in the strong deflection limit  $b \rightarrow b_m - 0$  is given by

$$\begin{aligned} \alpha(\theta) = & -\bar{c} \log \left( 1 - \frac{\theta}{\theta_\infty} \right) + \bar{d} \\ & + O \left( \left( 1 - \frac{\theta}{\theta_\infty} \right) \log \left( 1 - \frac{\theta}{\theta_\infty} \right) \right), \end{aligned} \quad (4.17)$$

where  $\theta_\infty = b_m/D_{\text{ol}}$  is the image angle of the primary photon sphere. From Eqs. (4.4) and (4.17),  $\theta_n^0$  is rewritten by

$$\theta_n^0 = \left( 1 - e^{\frac{\bar{d}-2\pi n}{\bar{c}}} \right) \theta_\infty. \quad (4.18)$$

By using

$$\left. \frac{d\alpha}{d\theta} \right|_{\theta=\theta_n^0} = \frac{\bar{c}}{\theta_\infty - \theta_n^0} \quad (4.19)$$

and Eqs. (4.2), (4.4), (4.5), and (4.18), we can express the effective deflection angle  $\bar{\alpha}(\theta_n)$  as

$$\bar{\alpha}(\theta_n) = \frac{\bar{c}}{\theta_\infty e^{\frac{\bar{d}-2\pi n}{\bar{c}}}} (\theta_n - \theta_n^0). \quad (4.20)$$

By substituting Eq. (4.20) into the lens equation (4.3), we obtain the positive position

$$\theta_n(\phi) \sim \theta_n^0 + \frac{\theta_\infty e^{\frac{\bar{d}-2\pi n}{\bar{c}}} D_{\text{os}}(\theta_n^0 - \phi)}{\bar{c} D_{\text{ls}}}. \quad (4.21)$$

The image angles of relativistic Einstein rings are given by

$$\theta_{En} \sim \left( 1 + \frac{\theta_\infty e^{\frac{\bar{d}-2\pi n}{\bar{c}}} D_{\text{os}}}{\bar{c} D_{\text{ls}}} \right) \theta_n^0. \quad (4.22)$$

The difference of image angles between the photon sphere and the innermost image among the slightly inside of the photon sphere is given by

$$\bar{s} \equiv \theta_1 - \theta_\infty \sim \theta_1^0 - \theta_\infty^0 = -\theta_\infty e^{\frac{\bar{d}-2\pi}{\bar{c}}}. \quad (4.23)$$

The magnification of the image angle given by

$$\mu_n \sim -\frac{\theta_\infty^2 D_{\text{os}} \left( 1 - e^{\frac{\bar{d}-2\pi n}{\bar{c}}} \right) e^{\frac{\bar{d}-2\pi n}{\bar{c}}}}{\phi \bar{c} D_{\text{ls}}}. \quad (4.24)$$

We notice that the innermost image with  $n = 1$  is the brightest one among them. The sum of magnifications of all the images and the sum of magnification of images excluding the innermost image are given by

$$\sum_{n=1}^{\infty} \mu_n \sim -\frac{\theta_\infty^2 D_{\text{os}} \left( 1 + e^{\frac{2\pi}{\bar{c}}} - e^{\frac{\bar{d}}{\bar{c}}} \right) e^{\frac{\bar{d}}{\bar{c}}}}{\phi \bar{c} D_{\text{ls}} \left( e^{\frac{4\pi}{\bar{c}}} - 1 \right)}, \quad (4.25)$$

$$\sum_{n=2}^{\infty} \mu_n \sim -\frac{\theta_\infty^2 D_{\text{os}} \left( e^{\frac{2\pi}{\bar{c}}} + e^{\frac{4\pi}{\bar{c}}} - e^{\frac{\bar{d}}{\bar{c}}} \right) e^{\frac{\bar{d}-4\pi}{\bar{c}}}}{\phi \bar{c} D_{\text{ls}} \left( e^{\frac{4\pi}{\bar{c}}} - 1 \right)} \quad (4.26)$$

and the ratio of the magnification of the brightest image to the sum of the other images is obtained as

$$\bar{r} \equiv \frac{\mu_1}{\sum_{n=2}^{\infty} \mu_n} \sim \frac{\left( e^{\frac{4\pi}{\bar{c}}} - 1 \right) \left( e^{\frac{2\pi}{\bar{c}}} - e^{\frac{\bar{d}}{\bar{c}}} \right)}{e^{\frac{2\pi}{\bar{c}}} + e^{\frac{4\pi}{\bar{c}}} - e^{\frac{\bar{d}}{\bar{c}}}}. \quad (4.27)$$

## V. GRAVITATIONAL LENSING UNDER WEAK-FIELD APPROXIMATION

Under a weak-field approximation  $\rho \gg m$  and  $\rho \gg a$ , the line element is given by, in the usual radial coordinate  $\rho$ ,

$$ds^2 = - \left( 1 - \frac{2m}{\rho} \right) dt^2 + \left( 1 + \frac{2m}{\rho} \right) \left( 1 + \frac{a^2}{\rho^2} \right) d\rho^2 + \rho^2 (d\vartheta^2 + \sin^2 \vartheta d\varphi^2) \quad (5.1)$$

which is the same as the Simpson-Visser spacetime with  $K = 0$  and  $N = 1$  [71]. In this section, we consider both of positive and negative impact parameters.

### A. $m \neq 0$

When the ADM mass is nonzero  $m \neq 0$ , the deflection angle is given by [69–71]

$$\alpha \sim \frac{4m}{b} \quad (5.2)$$

By using Eqs. (4.2), (4.3), and (5.2), and  $\theta = b/D_{\text{ol}}$ , the reduced image angles  $\hat{\theta} = \hat{\theta}_{\pm 0}$  with the winding number  $n = 0$  are obtained as

$$\hat{\theta}_{\pm 0}(\hat{\phi}) = \frac{1}{2} \left( \hat{\phi} \pm \sqrt{\hat{\phi}^2 + 4} \right), \quad (5.3)$$

where we define  $\hat{\theta} \equiv \theta/\theta_{\text{E0}}$  and  $\hat{\phi} \equiv \phi/\theta_{\text{E0}}$ , where  $\theta_{\text{E0}}$  is the image angle of the Einstein ring given by

$$\theta_{\text{E0}} \equiv \theta_{+0}(0) \equiv \sqrt{\frac{4mD_{\text{ls}}}{D_{\text{os}}D_{\text{ol}}}}. \quad (5.4)$$

Here and hereinafter, the upper (lower) sign is chosen for the positive (negative) impact parameter. The magnifications of the images are given by

$$\begin{aligned} \mu_{\pm 0} &\equiv \frac{\hat{\theta}_{\pm 0}}{\hat{\phi}} \frac{d\hat{\theta}_{\pm 0}}{d\hat{\phi}} \\ &= \frac{1}{4} \left( 2 \pm \frac{\hat{\phi}}{\sqrt{\hat{\phi}^2 + 4}} \pm \frac{\sqrt{\hat{\phi}^2 + 4}}{\hat{\phi}} \right) \\ &= \frac{\hat{\theta}_{\pm 0}^4}{\left( \hat{\theta}_{\pm 0}^2 \mp 1 \right) \left( \hat{\theta}_{\pm 0}^2 \pm 1 \right)} \end{aligned} \quad (5.5)$$

The total magnification of the two images is obtained as

$$\begin{aligned} \mu_{\text{tot}} &\equiv |\mu_{+0}| + |\mu_{-0}| \\ &= \frac{1}{2} \left( \frac{\hat{\phi}}{\sqrt{\hat{\phi}^2 + 4}} + \frac{\sqrt{\hat{\phi}^2 + 4}}{\hat{\phi}} \right). \end{aligned} \quad (5.6)$$

### B. $m = 0$

For the vanishing ADM mass  $m = 0$ , the metric corresponds to the Ellis-Bronnikov wormhole and the deflection angles of light rays are given by [99]

$$\alpha \sim \pm \frac{\pi a^2}{4b^2}. \quad (5.7)$$

By using Eqs. (4.2), (4.3), and (5.7), and  $\theta = b/D_{\text{ol}}$  and

$$\theta_{\text{E0}} = \left( \frac{\pi a^2 D_{\text{ls}}}{4D_{\text{os}}D_{\text{ol}}^2} \right)^{\frac{1}{3}}. \quad (5.8)$$

the lens equation is expressed by

$$\hat{\theta}^3 - \hat{\theta}^2 \hat{\phi} = \pm 1. \quad (5.9)$$

The lens equation has a positive solution  $\hat{\theta} = \hat{\theta}_{+0}$  and a negative solution  $\hat{\theta} = \hat{\theta}_{-0}$ . The magnifications of the images are given by

$$\mu_{\pm 0} = \frac{\hat{\theta}_{\pm 0}^6}{(\hat{\theta}_{\pm 0}^3 \mp 1)(\hat{\theta}_{\pm 0}^3 \pm 2)}. \quad (5.10)$$

The details of the gravitational lensing by the Ellis-Bronnikov wormhole with the vanishing ADM mass under the weak gravitational field were investigated in Refs. [99].

## VI. DISCUSSION AND CONCLUSION

A black-bounce spacetime suggested by Lobo *et al.* [75] forms two photon spheres which can be observed by an observer in the parameter region  $4\sqrt{3}/9 < a/m \leq 2\sqrt{5}/5$ . We apply the formula in the strong deflection limits to a supermassive black hole candidate at the center of our galaxy. As shown in Table I, the images slightly inside of the primary photon sphere is several dozen times brighter than the ones slightly outside of the primary photon sphere. The images slightly outside of the secondary photon sphere are quiet fainter than the other images.

For simplicity, we concentrate on only positive impact parameters or image angles in the strong deflection limits. Notice that the lens equation (4.3) with the winding number  $n \geq 1$  has a negative solution  $\theta \sim -\theta_n$  for each  $n \geq 1$  and it makes a pair together with the positive image angle  $\theta_n$ . The diameter of the pair of the images is given by  $2\theta_n$ . The magnification of the negative image angle is given by  $-\mu_n$  approximately. The total magnification of the pair of the images is obtained as  $\mu_{\text{ntot}} \sim 2|\mu_n|$ .

We also note that the observation of the center of galaxy M87 by Event Horizon Telescope Collaboration [2, 100, 101] implies that the large deviation from Schwarzschild metric and Kerr metric is excluded. If we assume that the observed shadow size is the same as the size of the primary photon sphere, the critical impact parameter must be in  $4.31 < b_m/m < 6.08$  at 68% confident levels. Figure 11 shows the Schwarzschild and regular black holes with a photon sphere for  $0 \leq a/m < 4\sqrt{3}/9$  and the wormhole with the primary photon sphere and the secondary photon sphere on its throat for  $4\sqrt{3}/9 \leq a/m < 2\sqrt{5}/5$  and the wormhole with a photon sphere on the throat for  $4.31 < a/m < 6.08$  could survive. However, the effects of the throat on the shadow may have subtle problems and we would need simulations to treat them.

As shown in this paper, in the spacetime suggested by Lobo *et al.* [75], the wormhole throat acts as a photon sphere when another photon sphere is outside of the throat. It is not a general property for static and spherical symmetric wormholes with reflection-symmetry. The throats of a Damour-Solodukhin wormhole [67] and a

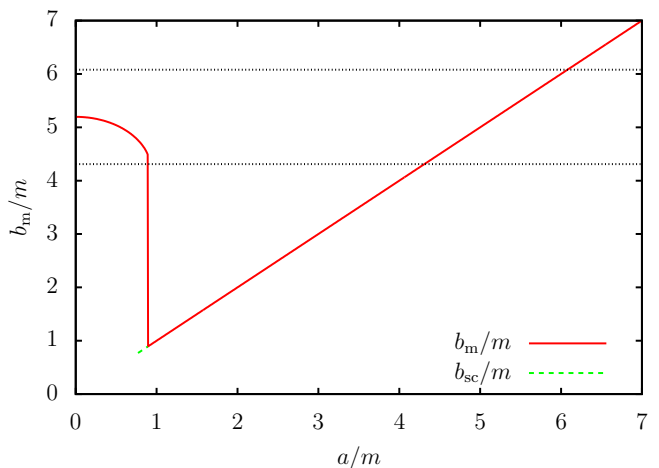


FIG. 11. The impact parameters for photon spheres. Solid (red) curve denotes the specific impact parameter  $b_m/m$  of the primary photon sphere as the function of  $a/m$ . The specific impact parameter  $b_{sc}/m$  of the secondary photon sphere is also shown as a dashed (green) line. Dotted lines show the upper bound and the lower bound  $4.31 < b_m/m < 6.08$  by the observed shadow of at the center of M87.

wormhole in the Simpson-Visser spacetime [68] act as an antiphoton sphere when there is a photon sphere outside of the throat. Thus, the multiple shadow images or gravitational lensing by multiple photon spheres in strong deflection limits are not universal property for reflection-symmetric wormholes. Moreover, we have focused on the photon spheres while we should remember that shadow and bright ring images can be formed in spacetimes without photon spheres [38, 102, 103].

We mention that our work do not calculate all the lens configurations in the spacetime. If a light source is at the different side of the wormhole throat, images are formed inside of the throat. In this case, one may use an exact lens equation investigated by Perlick [29, 33] or one may use an approximate lens equation with the deflection angle in a strong deflection limit [34]. However, the errors caused by the approximation under the lens configuration has not been studied.

We do not consider the gravitational lensing by a marginally unstable photon sphere for  $a/m = 2\sqrt{5}/5$ . In this case, we cannot use Eqs. (1.1) and (1.2) since the deflection angles do not logarithmically divergence in the strong deflection limit. We can use formulas in Ref. [37] for the lensed images slightly outside of the marginally unstable photon sphere while we cannot use them for images slightly inside of the marginally unstable photon sphere. The later case is left as one of future works.

## Appendix A: Variable $z$ and its alternatives

Bozza [28] introduced a variable to formalize the deflection angle of a light in a strong deflection limit  $b \rightarrow b_m + 0$

TABLE I. Observables in the strong deflection limits for given  $a$  and  $m$ . Parameters  $\bar{a}$ ,  $\bar{b}$ ,  $\bar{c}$ , and  $\bar{d}$  in the deflection angles (1.1) and (1.2), the diameter of the photon sphere  $2\theta_\infty$ , the diameter of the brightest image  $2\theta_{E1}$ , the difference of the radii of the brightest image and the photon sphere  $\bar{s} = \theta_{E1} - \theta_\infty$ , the magnification of the pair of the brightest images  $\mu_{1\text{tot}}(\phi) \sim 2|\mu_1|$  for the source angle  $\phi = 1$  arcsecond, and the ratio of the magnification of the brightest image to the other images  $\bar{r} = \mu_1 / \sum_{n=2}^\infty \mu_n$  are shown in a case of  $D_{\text{os}} = 16$  kpc,  $D_{\text{ol}} = D_{\text{is}} = 8$  kpc. Here,  $m_*$  and  $a_*$  are defined as  $m_* \equiv 4 \times 10^6 M_\odot$  and  $a_* \equiv 4(2/\pi)^{1/2} (D_{\text{is}} D_{\text{ol}} / D_{\text{os}})^{1/4} m_*^{3/4} = 7.2 \times 10^9$  km, respectively. Both of the Ellis-Bronnikov wormhole with  $m = 0$  and  $a = a_*$  and the black hole and wormhole spacetimes with  $m = m_*$  have the same diameter of the Einstein ring  $2\theta_{E0} = 2.86$  arcsecond. ISOP, ISOS, and ISIP denote the Images Slightly Outside of the Primary photon sphere, the Images Slightly Outside of the Secondary photon sphere, and the Images Slightly Inside of the Primary photon sphere, respectively. Note  $\theta_\infty(\text{ISIP}) = \theta_\infty(\text{ISOP})$ .

$a$	0	$0.5m_*$	$0.75m_*$	$0.77m_*$	$0.8m_*$	$0.83m_*$	$0.86m_*$	$0.9m_*$	$3m_*$	$10m_*$	$a_*$
$m$	$m_*$	$m_*$	$m_*$	$m_*$	$m_*$	$m_*$	$m_*$	$m_*$	$m_*$	$m_*$	0
$\bar{a}(\text{ISOP})$	1.00	1.08	1.28	1.31	1.39	1.50	1.72	0.56	0.78	0.91	1.00
$\bar{a}(\text{ISOS})$	...	...	...	0.53	0.54	0.54	0.55	...	...	...	...
$\bar{c}(\text{ISIP})$	...	...	...	2.6	2.77	3.00	3.43	...	...	...	...
$\bar{b}(\text{ISOP})$	-0.40	-0.46	-0.73	-0.79	-0.95	-1.22	-1.87	-0.52	-0.65	-0.88	-1.06
$\bar{b}(\text{ISOS})$	...	...	...	-0.52	-0.52	-0.52	-0.52	...	...	...	...
$\bar{d}(\text{ISIP})$	...	...	...	5.2	4.047	2.382	-0.73	...	...	...	...
$2\theta_\infty(\text{ISOP}) [\mu\text{as}]$	51.58	50.02	47.53	47.23	46.74	46.16	45.48	8.934	29.78	99.27	$1.203 \times 10^4$
$2\theta_\infty(\text{ISOS}) [\mu\text{as}]$	...	...	...	7.644	7.941	8.239	8.537	...	...	...	...
$2\theta_{E1}(\text{ISOP}) [\mu\text{as}]$	51.64	50.12	47.73	47.45	46.99	46.47	45.87	8.934	29.78	99.31	$1.204 \times 10^4$
$2\theta_{E1}(\text{ISOS}) [\mu\text{as}]$	...	...	...	7.644	7.941	8.239	8.537	...	...	...	...
$2\theta_{E1}(\text{ISIP}) [\mu\text{as}]$	...	...	...	16.02	25.86	33.58	39.58	...	...	...	...
$\bar{s}(\text{ISOP}) [\mu\text{as}]$	0.032	0.048	0.098	0.11	0.13	0.16	0.20	$2.2 \times 10^{-5}$	$1.9 \times 10^{-3}$	0.020	3.9
$\bar{s} \times 10^6(\text{ISOS}) [\mu\text{as}]$	...	...	...	9.5	12	14	18	...	...	...	...
$\bar{s}(\text{ISIP}) [\mu\text{as}]$	...	...	...	-15.6	-10.4	-6.29	-2.95	...	...	...	...
$\mu_{1\text{tot}}(\phi) \times 10^{17}(\text{ISOP})$	1.6	2.2	3.6	3.8	4.2	4.7	5.1	$3.5 \times 10^{-4}$	0.072	2.1	$4.5 \times 10^4$
$\mu_{1\text{tot}}(\phi) \times 10^{21}(\text{ISOS})$	...	...	...	1.3	1.7	2.1	2.7	...	...	...	...
$\mu_{1\text{tot}}(\phi) \times 10^{17}(\text{ISIP})$	...	...	...	92	94	68	33	...	...	...	...
$\bar{r}(\text{ISOP})$	535	344	137	119	92.2	65.2	38.1	$7.91 \times 10^4$	$3.33 \times 10^3$	975	535
$\bar{r} \times 10^{-4}(\text{ISOS})$	...	...	...	15.0	12.7	10.9	9.47	...	...	...	...
$\bar{r}(\text{ISIP})$	...	...	...	3.57	4.99	5.33	4.63	...	...	...	...

in a general static and spherical spacetime, in a signature  $(+, -, -, -)$ ,

$$z_{[28](+,-,-,-)} \equiv \frac{g_{tt}(r) - g_{tt}(r_0)}{1 - g_{tt}(r_0)} \quad (\text{A1})$$

and it is correspond with, in a signature  $(-, +, +, +)$ ,

$$z_{[28](-,+,+,+)} = \frac{-g_{tt}(r) + g_{tt}(r_0)}{1 + g_{tt}(r_0)}. \quad (\text{A2})$$

For the line element (2.1), we obtain

$$z_{[28](-,+,+,+)} = \frac{A - A_0}{1 - A_0} = 1 - \left( \frac{r_0^{2N} + a^{2N}}{r^{2N} + a^{2N}} \right)^{\frac{K+1}{2N}} \left( \frac{r}{r_0} \right)^K. \quad (\text{A3})$$

The derivative of  $z_{[28](-,+,+,+)}$  with respect to  $r$  is given by

$$\frac{dz_{[28](-,+,+,+)}}{dr} = - \frac{(r_0^{2N} + a^{2N})^{\frac{K+1}{2N}}}{r_0^K} \frac{r^{K-1} (K a^{2N} - r^{2N})}{(r^{2N} + a^{2N})^{\frac{K+1}{2N} + 1}}. \quad (\text{A4})$$

The variable  $z_{[28](-,+,+,+)}$  for  $K \neq 0$  is not suitable for a strong deflection limit analysis since it is not a monotonic variable when  $r$  runs across  $r = K^{\frac{1}{2N}} a$ . Thus, we cannot apply Bozza's formula directly for the spacetime with  $K \neq 0$  in the Buchdahl coordinates.

Nascimento *et al.* [69] have investigated gravitational lensing in the strong deflection limit in the Simpson-Visser spacetime in a signature  $(-, +, +, +)$  with  $K = 0$ ,  $N = 1$ , and  $m > 3a$  by using an alternative variable

$$z \equiv 1 - \frac{r_0}{r} \quad (\text{A5})$$

which is suggested by Tsukamoto in Ref. [52]. The variable works in the Simpson-Visser spacetime as shown Ref. [69].

In Ref. [71], Tsukamoto has investigated the strong deflection limit analysis in the Simpson-Visser spacetime in a signature  $(-, +, +, +)$  with  $K = 0$ ,  $N = 1$ , and any non-negative parameters  $m$  and  $a$ . We notice the definition of the variable in [71] has a typo which does not affect the other equations. We should read Eq. (3.1)

in [71]

$$z \equiv \frac{g_{tt}(r) - g_{tt}(r_0)}{1 - g_{tt}(r_0)} = 1 - \frac{\sqrt{r_0^2 + a^2}}{\sqrt{r^2 + a^2}} \quad (\text{A6})$$

as

$$z \equiv \frac{-g_{tt}(r) + g_{tt}(r_0)}{1 + g_{tt}(r_0)} = 1 - \frac{\sqrt{r_0^2 + a^2}}{\sqrt{r^2 + a^2}}. \quad (\text{A7})$$

By inserting  $K = 0$  and  $N = 1$  into Eq. (A3), we can recover Eq. (A7). In the Simpson-Visser spacetime, the variable (A7) also works well in the strong deflection limit analysis as shown in Ref. [71]. Notice that the variable  $z$  (A7) in Ref. [71] is correspond with  $\bar{z}$  (3.68) on this paper.

- 
- [1] B. P. Abbott *et al.* [LIGO Scientific and Virgo Collaborations], *Phys. Rev. Lett.* **116**, 061102 (2016).
  - [2] K. Akiyama *et al.* [Event Horizon Telescope Collaboration], *Astrophys. J.* **875**, L1 (2019).
  - [3] V. Perlick, *Living Rev. Relativity* **7**, 9 (2004).
  - [4] C. M. Claudel, K. S. Virbhadra, and G. F. R. Ellis, *J. Math. Phys.* **42**, 818 (2001).
  - [5] V. Perlick and O. Y. Tsupko, [arXiv:2105.07101 [gr-qc]].
  - [6] S. Hod, *Phys. Lett. B* **727**, 345 (2013); S. Hod, *Phys. Lett. B* **776**, 1 (2018).
  - [7] N. G. Sanchez, *Phys. Rev. D* **18**, 1030 (1978); Y. Decanini, A. Folacci, and B. Raffaelli, *Phys. Rev. D* **81**, 104039 (2010); S. W. Wei, Y. X. Liu, and H. Guo, *Phys. Rev. D* **84**, 041501 (2011).
  - [8] W. H. Press, *Astrophys. J.* **170**, L105 (1971); C. J. Goebel, *Astrophys. J.* **172**, L95 (1972); I. Z. Stefanov, S. S. Yazadjiev, and G. G. Gyulchev, *Phys. Rev. Lett.* **104**, 251103 (2010); B. Raffaelli, *Gen. Rel. Grav.* **48**, 16 (2016).
  - [9] M. A. Abramowicz and A. R. Prasanna, *Mon. Not. Roy. Astr. Soc.* **245**, 720 (1990); M. A. Abramowicz, *Mon. Not. Roy. Astr. Soc.* **245**, 733 (1990); B. Allen, *Nature* **347**, 615 (1990); W. Hasse and V. Perlick, *Gen. Relativ. Gravit.* **34**, 415 (2002).
  - [10] P. Mach, E. Malec, and J. Karkowski, *Phys. Rev. D* **88**, 084056 (2013); E. Chaverra and O. Sarbach, *Class. Quant. Grav.* **32**, 155006 (2015); M. Cvetič, G. W. Gibbons, and C. N. Pope, *Phys. Rev. D* **94**, 106005 (2016); Y. Koga and T. Harada, *Phys. Rev. D* **94**, 044053 (2016); Y. Koga and T. Harada, *Phys. Rev. D* **98**, 024018 (2018); Y. Koga, *Phys. Rev. D* **99**, 064034 (2019).
  - [11] C. Barcelo and M. Visser, *Nucl. Phys. B* **584**, 415 (2000); Y. Koga, *Phys. Rev. D* **101**, 104022 (2020).
  - [12] W. L. Ames and K. S. Thorne, *Astrophys. J.* **151**, 659 (1968); J. L. Synge, *Mon. Not. Roy. Astron. Soc.* **131**, 463 (1966); H. Yoshino, K. Takahashi, and K. i. Nakao, *Phys. Rev. D* **100**, 084062 (2019).
  - [13] G. W. Gibbons and C. M. Warnick, *Phys. Lett. B* **763**, 169 (2016); P. V. P. Cunha, C. A. R. Herdeiro, and E. Radu, *Phys. Rev. D* **96**, 024039 (2017); T. Shiromizu, Y. Tomikawa, K. Izumi, and H. Yoshino, *PTEP* **2017**, 033E01 (2017); H. Yoshino, K. Izumi, T. Shiromizu, and Y. Tomikawa, *PTEP* **2017**, 063E01 (2017); D. V. Gal'tsov and K. V. Kobialko, *Phys. Rev. D* **99**, 084043 (2019). D. V. Gal'tsov and K. V. Kobialko, *Phys. Rev. D* **100**, 104005 (2019); Y. Koga and T. Harada, *Phys. Rev. D* **100**, 064040 (2019); M. Siino, *Class. Quantum Grav.* **38**, 025005 (2021); H. Yoshino, K. Izumi, T. Shiromizu, and Y. Tomikawa, *PTEP* **2020**, 023E02 (2020); L. M. Cao and Y. Song, [arXiv:1910.13758 [gr-qc]]; H. Yoshino, K. Izumi, T. Shiromizu, and Y. Tomikawa, *PTEP* **2020**, 053E01 (2020); K. Lee, T. Shiromizu, H. Yoshino, K. Izumi, and Y. Tomikawa, *PTEP* **2020**, 103E03 (2020); K. Izumi, Y. Tomikawa, T. Shiromizu, and H. Yoshino, [arXiv:2101.03860 [gr-qc]].
  - [14] J. Keir, *Class. Quant. Grav.* **33**, 135009 (2016).
  - [15] V. Cardoso, L. C. B. Crispino, C. F. B. Macedo, H. Okawa, and P. Pani, *Phys. Rev. D* **90**, 044069 (2014).
  - [16] P. V. P. Cunha, E. Berti, and C. A. R. Herdeiro, *Phys. Rev. Lett.* **119**, 251102 (2017).
  - [17] P. Schneider, J. Ehlers, and E. E. Falco, *Gravitational Lenses* (Springer-Verlag, Berlin, 1992).
  - [18] P. Schneider, C. S. Kochanek, and J. Wambsganss, *Gravitational Lensing: Strong, Weak and Micro, Lecture Notes of the 33rd Saas-Fee Advanced Course*, edited by G. Meylan, P. Jetzer, and P. North (Springer-Verlag, Berlin, 2006).
  - [19] Y. Hagihara, *Jpn. J. Astron. Geophys.*, **8**, 67 (1931).
  - [20] C. Darwin, *Proc. R. Soc. Lond. A* **249**, 180 (1959).
  - [21] R. d' E. Atkinson, *Astron. J.* **70**, 517 (1965).
  - [22] J.-P. Luminet, *Astron. Astrophys.* **75**, 228 (1979).
  - [23] H. C. Ohanian, *Am. J. Phys.* **55**, 428 (1987).
  - [24] R. J. Nemiroff, *Am. J. Phys.* **61**, 619 (1993).
  - [25] S. Frittelli, T. P. Kling, and E. T. Newman, *Phys. Rev. D* **61**, 064021 (2000).
  - [26] K. S. Virbhadra and G. F. R. Ellis, *Phys. Rev. D* **62**, 084003 (2000).
  - [27] V. Bozza, S. Capozziello, G. Iovane, and G. Scarpetta, *Gen. Relativ. Gravit.* **33**, 1535 (2001).
  - [28] V. Bozza, *Phys. Rev. D* **66**, 103001 (2002).
  - [29] V. Perlick, *Phys. Rev. D* **69**, 064017 (2004).
  - [30] K. K. Nandi, Y. Z. Zhang, and A. V. Zakharov, *Phys. Rev. D* **74**, 024020 (2006).
  - [31] K. S. Virbhadra, *Phys. Rev. D* **79**, 083004 (2009).
  - [32] V. Bozza, *Gen. Relativ. Gravit.* **42**, 2269 (2010).
  - [33] N. Tsukamoto and T. Harada, *Phys. Rev. D* **95**, 024030 (2017).
  - [34] R. Shaikh, P. Banerjee, S. Paul, and T. Sarkar, *JCAP* **1907**, 028 (2019).
  - [35] R. Shaikh, P. Banerjee, S. Paul, and T. Sarkar, *Phys. Rev. D* **99**, 104040 (2019).
  - [36] N. Tsukamoto, *Phys. Rev. D* **101**, 104021 (2020).
  - [37] N. Tsukamoto, *Phys. Rev. D* **102**, 104029 (2020).
  - [38] S. Paul, *Phys. Rev. D* **102**, 064045 (2020).
  - [39] V. Bozza, *Phys. Rev. D* **67**, 103006 (2003).
  - [40] E. F. Eiroa, G. E. Romero, and D. F. Torres, *Phys. Rev. D* **66**, 024010 (2002).
  - [41] A. O. Petters, *Mon. Not. Roy. Astron. Soc.* **338**, 457 (2003).
  - [42] E. F. Eiroa and D. F. Torres, *Phys. Rev. D* **69**, 063004 (2004).

- (2004).
- [43] V. Bozza and L. Mancini, *Astrophys. J.* **611**, 1045 (2004).
- [44] V. Bozza, F. De Luca, G. Scarpetta, and M. Sereno, *Phys. Rev. D* **72**, 083003 (2005).
- [45] V. Bozza and M. Sereno, *Phys. Rev. D* **73**, 103004 (2006).
- [46] V. Bozza, F. De Luca, and G. Scarpetta, *Phys. Rev. D* **74**, 063001 (2006).
- [47] S. V. Iyer and A. O. Petters, *Gen. Rel. Grav.* **39**, 1563 (2007).
- [48] V. Bozza and G. Scarpetta, *Phys. Rev. D* **76**, 083008 (2007).
- [49] N. Tsukamoto, *Phys. Rev. D* **94**, 124001 (2016).
- [50] A. Ishihara, Y. Suzuki, T. Ono, and H. Asada, *Phys. Rev. D* **95**, 044017 (2017).
- [51] N. Tsukamoto and Y. Gong, *Phys. Rev. D* **95**, 064034 (2017).
- [52] N. Tsukamoto, *Phys. Rev. D* **95**, 064035 (2017).
- [53] N. Tsukamoto, *Phys. Rev. D* **95**, 084021 (2017).
- [54] G. F. Aldi and V. Bozza, *JCAP* **02**, 033 (2017).
- [55] T. Hsieh, D. S. Lee, and C. Y. Lin, *Phys. Rev. D* **103**, 104063 (2021).
- [56] K. Takizawa and H. Asada, *Phys. Rev. D* **103**, 104039 (2021).
- [57] M. Visser, *Lorentzian Wormholes: From Einstein to Hawking* (American Institute of Physics, Woodbury, NY, 1995).
- [58] M. S. Morris and K. S. Thorne, *Am. J. Phys.* **56**, 395 (1988).
- [59] T. Muller, *Am. J. Phys.* **72**, 1045, (2004).
- [60] O. James, E. von Tunzelmann, P. Franklin, and K. S. Thorne, *Am. J. Phys.* **83**, 486 (2015).
- [61] T. Ohgami and N. Sakai, *Phys. Rev. D* **91**, 124020 (2015).
- [62] T. Ohgami and N. Sakai, *Phys. Rev. D* **94**, 064071 (2016).
- [63] S. Paul, R. Shaikh, P. Banerjee, and T. Sarkar, *JCAP* **03**, 055 (2020).
- [64] S. Kasuya and M. Kobayashi, [arXiv:2103.13086 [gr-qc]].
- [65] Y. Nambu, S. Noda, and Y. Sakai, *Phys. Rev. D* **100**, 064037 (2019).
- [66] V. Cardoso, E. Franzin, and P. Pani, *Phys. Rev. Lett.* **116**, no. 17, 171101 (2016) Erratum: [*Phys. Rev. Lett.* **117**, 089902 (2016)].
- [67] T. Damour and S. N. Solodukhin, *Phys. Rev. D* **76**, 024016 (2007).
- [68] A. Simpson and M. Visser, *JCAP* **02**, 042 (2019).
- [69] J. R. Nascimento, A. Y. Petrov, P. J. Porfrio, and A. R. Soares, *Phys. Rev. D* **102**, 044021 (2020).
- [70] A. Övgün, *Turk. J. Phys.* **44**, 465 (2020).
- [71] N. Tsukamoto, *Phys. Rev. D* **103**, 024033 (2021).
- [72] X. T. Cheng and Y. Xie, *Phys. Rev. D* **103**, 064040 (2021).
- [73] K. A. Bronnikov, R. A. Konoplya, and T. D. Pappas, [arXiv:2102.10679 [gr-qc]].
- [74] H. Huang and J. Yang, *Phys. Rev. D* **100**, no.12, 124063 (2019).
- [75] F. S. N. Lobo, M. E. Rodrigues, M. V. d. S. Silva, A. Simpson, and M. Visser, *Phys. Rev. D* **103**, 084052 (2021).
- [76] J. Yang and H. Huang, [arXiv:2104.11134 [gr-qc]].
- [77] E. Franzin, S. Liberati, J. Mazza, A. Simpson, and M. Visser, [arXiv:2104.11376 [gr-qc]].
- [78] J. Mazza, E. Franzin, and S. Liberati, *JCAP* **04**, 082 (2021).
- [79] R. Shaikh, P. Banerjee, S. Paul, and T. Sarkar, *Phys. Lett. B* **789**, 270 (2019) Erratum: [*Phys. Lett. B* **791**, 422 (2019)].
- [80] N. Godani and G. C. Samanta, *Annals Phys.* **429**, 168460 (2021).
- [81] Q. Gan, P. Wang, H. Wu, and H. Yang, [arXiv:2104.08703 [gr-qc]].
- [82] Q. Gan, P. Wang, H. Wu, and H. Yang, [arXiv:2105.11770 [gr-qc]].
- [83] N. Tsukamoto, *Phys. Rev. D* **103**, 064031 (2021).
- [84] J. Peng, M. Guo, and X. H. Feng, [arXiv:2102.05488 [gr-qc]].
- [85] M. Guerrero, G. J. Olmo, and D. Rubiera-Garcia, *JCAP* **04**, 066 (2021).
- [86] X. Wang, P. C. Li, C. Y. Zhang, and M. Guo, *Phys. Lett. B* **811**, 135930 (2020).
- [87] M. Wielgus, J. Horak, F. Vincent, and M. Abramowicz, *Phys. Rev. D* **102**, 084044 (2020).
- [88] M. R. Finch and J. E. F. Skea, “A review of the relativistic static fluid sphere,” unpublished, (1998).
- [89] P. Boonserm and M. Visser, *Int. J. Mod. Phys. D* **17**, 135 (2008).
- [90] H. G. Ellis, *J. Math. Phys.* **14**, 104 (1973).
- [91] K. A. Bronnikov, *Acta Phys. Pol. B* **4**, 251 (1973).
- [92] C. Martinez and M. Nozawa, *Phys. Rev. D* **103**, 024003 (2021).
- [93] N. Tsukamoto and Y. Gong, *Phys. Rev. D* **97**, 084051 (2018).
- [94] H. Shinkai and S. A. Hayward, *Phys. Rev. D* **66**, 044005 (2002); J. A. González, F. S. Guzmán, and O. Sarbach *Class. Quant. Grav.* **26**, 015010 (2009); J. A. González, F. S. Guzmán, and O. Sarbach *Class. Quant. Grav.* **26**, 015011 (2009); A. Doroshkevich, J. Hansen, I. Novikov, and A. Shatskiy, *Int. J. Mod. Phys. D* **18**, 1665 (2009); K. A. Bronnikov, J. C. Fabris, and A. Zhidenko, *Eur. Phys. J. C* **71**, 1791 (2011); K. A. Bronnikov, R. A. Konoplya, and A. Zhidenko, *Phys. Rev. D* **86**, 024028 (2012).
- [95] K. A. Bronnikov, L. N. Lipatova, I. D. Novikov, and A. A. Shatskiy, *Grav. Cosmol.* **19**, 269 (2013).
- [96] K. A. Bronnikov, V. A. G. Barcellos, L. P. de Carvalho, and J. C. Fabris, *Eur. Phys. J. C* **81**, 395 (2021).
- [97] L. Chetouani and G. Clément, *Gen. Relativ. Gravit.* **16**, 111 (1984); A. Bhattacharya and A. A. Potapov, *Mod. Phys. Lett. A* **25**, 2399 (2010); G. W. Gibbons and M. Vyska, *Class. Quant. Grav.* **29**, 065016 (2012); K. Nakajima and H. Asada, *Phys. Rev. D* **85**, 107501 (2012); T. Muller, *Phys. Rev. D* **77**, 044043 (2008); N. Tsukamoto, T. Harada, and K. Yajima, *Phys. Rev. D* **86**, 104062 (2012); V. Perlick, *AIP Conf. Proc.* **1577**, 94 (2015); K. K. Nandi, R. N. Izmailov, A. A. Yanbekov, and A. A. Shayakhmetov, *Phys. Rev. D* **95**, 104011 (2017); A. Bhattacharya and A. A. Potapov, *Mod. Phys. Lett. A* **34**, 1950040 (2019).
- [98] V. Bozza, *Phys. Rev. D* **78**, 103005 (2008).
- [99] F. Abe, *Astrophys. J.* **725**, 787 (2010); Y. Toki, T. Kitamura, H. Asada, and F. Abe, *Astrophys. J.* **740**, 121 (2011); N. Tsukamoto and T. Harada, *Phys. Rev. D* **87**, 024024 (2013); C. M. Yoo, T. Harada, and N. Tsukamoto, *Phys. Rev. D* **87**, 084045 (2013); R. Taka-

- hashi and H. Asada, *Astrophys. J.* **768**, L16 (2013). K. Izumi, C. Hagiwara, K. Nakajima, T. Kitamura, and H. Asada, *Phys. Rev. D* **88**, 024049 (2013); K. Nakajima, K. Izumi, and H. Asada, *Phys. Rev. D* **90**, 084026 (2014); V. Bozza and A. Postiglione, *JCAP* **1506**, 036 (2015); V. Bozza and C. Melchiorre, *JCAP* **03**, 040 (2016); R. Lukmanova, A. Kulbakova, R. Izmailov, and A. A. Potapov, *Int. J. Theor. Phys.* **55**, 4723 (2016); K. Jusufi, *Int. J. Geom. Meth. Mod. Phys.* **14**, 1750179 (2017); V. Bozza, *Int. J. Mod. Phys. D* **26**, 1741013 (2017). V. Bozza, S. Pietroni, and C. Melchiorre, *Universe* **6**, 106 (2020).
- [100] K. Akiyama *et al.* [Event Horizon Telescope], *Astrophys. J. Lett.* **875**, L6 (2019).
  - [101] P. Kocherlakota *et al.* [Event Horizon Telescope], *Phys. Rev. D* **103**, 104047 (2021).
  - [102] T. Chiba and M. Kimura, *PTEP* **2017**, 043E01 (2017).
  - [103] D. Dey, R. Shaikh, and P. S. Joshi, *Phys. Rev. D* **103**, 024015 (2021).