

We Know What You Want: An Advertising Strategy Recommender System for Online Advertising

Liyi Guo¹, Junqi Jin², Haoqi Zhang¹, Zhenzhe Zheng^{*1}, Zhiye Yang², Zhizhuang Xing², Fei Pan²
Lvyin Niu², Fan Wu¹, Haiyang Xu², Chuan Yu², Yuning Jiang², Xiaoqiang Zhu²

¹Shanghai Jiao Tong University, ²Alibaba Group

{liyigu1995, zhanghaoqi39, zhengzhenzhe}@sjtu.edu.cn, fwu@cs.sjtu.edu.cn

{junqi.jjq, zhiye.yzy, zhizhuang.xzz, pf88537, lvyin.nly, shenzhou.xhy, yuchuan.yc, mengzhu.jyn, xiaoqiang.zxq}@alibaba-inc.com

ABSTRACT

Advertising expenditures have become the major source of revenue for e-commerce platforms. Providing good advertising experiences for advertisers through reducing their costs of trial and error for discovering the optimal advertising strategies is crucial for the long-term prosperity of online advertising. To achieve this goal, the advertising platform needs to identify the advertisers' marketing objectives, and then recommend the corresponding strategies to fulfill this objective. In this work, we first deploy a prototype of strategy recommender system on Taobao display advertising platform, recommending bid prices and targeted users to advertisers. We further augment this prototype system by directly revealing the advertising performance, and then infer the advertisers' marketing objectives through their adoptions of different recommending advertising performance. We use the techniques from context bandit to jointly learn the advertisers' marketing objectives and the recommending strategies. Online evaluations show that the designed advertising strategy recommender system can optimize the advertisers' advertising performance and increase the platform's revenue. Simulation experiments based on Taobao online bidding data show that the designed contextual bandit algorithm can effectively optimize the strategy adoption rate of advertisers.

KEYWORDS

E-commerce; Display Advertisement; Advertising Strategy Recommendation

ACM Reference Format:

Liyi Guo, Junqi Jin, Haoqi Zhang, Zhenzhe Zheng, Zhiye Yang, Zhizhuang

This work was supported in part by Science and Technology Innovation 2030 – "New Generation Artificial Intelligence" Major Project No. 2018AAA0100905, in part by China NSF grant No. 62025204, 62072303, 61902248, and 61972254, and in part by Alibaba Group through Alibaba Innovation Research Program, and in part by Shanghai Science and Technology fund 20PJ1407900. The opinions, findings, conclusions, and recommendations expressed in this paper are those of the authors and do not necessarily reflect the views of the funding agencies or the government.

*Z. Zheng is the corresponding author.

Permission to make digital or hard copies of all or part of this work for personal or classroom use is granted without fee provided that copies are not made or distributed for profit or commercial advantage and that copies bear this notice and the full citation on the first page. Copyrights for components of this work owned by others than ACM must be honored. Abstracting with credit is permitted. To copy otherwise, or republish, to post on servers or to redistribute to lists, requires prior specific permission and/or a fee. Request permissions from permissions@acm.org.

KDD '21, August 14–18, 2021, Virtual Event, Singapore.

© 2021 Association for Computing Machinery.

ACM ISBN 978-1-4503-8332-5/21/08...\$15.00

<https://doi.org/10.1145/3447548.3467175>

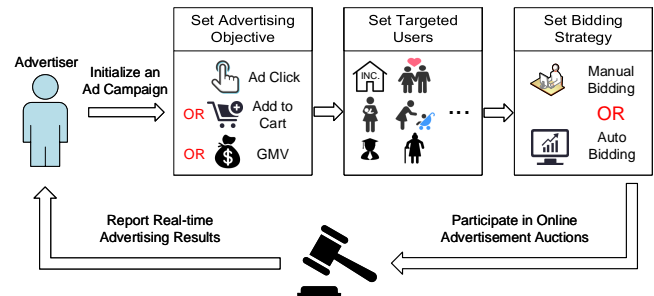


Figure 1: The advertising process in Taobao display advertising platform.

Xing, Fei Pan, Lvyin Niu, Fan Wu, Haiyang Xu, Chuan Yu, Yuning Jiang, Xiaoqiang Zhu. 2021. We Know What You Want: An Advertising Strategy Recommender System for Online Advertising. In *Proceedings of the 27th ACM SIGKDD Conference on Knowledge Discovery and Data Mining (KDD '21)*, August 14–18, 2021, Virtual Event, Singapore. ACM, New York, NY, USA, 9 pages. <https://doi.org/10.1145/3447548.3467175>

1 INTRODUCTION

With the rapid development of the Internet, online e-commerce platforms, such as Amazon [19], eBay [29], and Taobao [42], have become the main venues for people to buy and sell products. E-commerce advertising is a critical marketing tool for advertisers to efficiently deliver their products to potential buyers. The revenue from advertising has become the major source of income for e-commerce platforms [6, 7, 9, 17]. Providing good advertising experiences for advertisers is crucial to the long-term prosperity of online advertising. The platforms have launched various advertising strategies to help advertisers fulfill their advertising objectives in a cost-efficient way.

As a representative e-commerce advertising platform, Taobao has established an advanced online advertising system with various intelligent services to decide the display of tens of millions of online ads. For example, for the advertisers' side, in addition to traditional manual bidding, the Taobao display advertising system also provides auto-bidding services, such as Budget Constraint Bidding (BCB) and Multiple Constraint Bidding (MCB). Since the performance achieved by the intelligent advertising tools highly depends on the preset optimization goals, the platform would like to identify the advertisers' optimization objective, when the ad campaign is established. The current launching process of an ad

campaign shown in Figure 1 contains three steps: (1) Choosing an advertising objective, such as the number of clicks, gross merchandise volume (GMV), etc. (2) Selecting the profile of the targeted users. (3) Choosing manual bidding or auto-bidding services. However, such a self-service launching process would introduce some obstacles due to the information asymmetry between advertisers and the platform. On the one hand, the advertisers have no access to the real-time information of online auctions, which makes them difficult to set appropriate advertising strategies, leading to poor advertising performance and the loss of budget. On the other hand, the current number of advertising objectives for advertisers to choose is limited, which does not capture all possible advertising objectives of advertisers. The current advertising system does not have channels for advertisers to reveal the fine-grained advertising objectives. A recent survey reveals that a large number of new advertisers have left the platform because their advertising objectives were not well satisfied [11]. To solve the above problems and further improve the performance of the advertising platform, we initialize a new research direction: designing advertising strategy recommender systems for advertisers.

An intuitive approach to implement advertiser-side recommender system is to borrow the ideas from the extensive works in user-side recommendation [4, 5, 10, 41, 43]. The user-side recommendation focuses on the matching between products and users. However, simply adopting these approaches to the advertiser-side would encounter several new challenges: (1) User-side recommendation applies standard supervised learning methods based on users' click or purchase behaviors, which are the direct and explicit signals for users to express their interests and preferences. While in the current advertising platforms, due to the lack of accurate advertising performance forecast, the platforms could not provide the predicted performance of the advertising strategies. Thus, there are no channels for advertisers to express their most satisfactory advertising performance. (2) Most models on the user-side recommendation are based on a discrete corpus, that is the product library. However, on the advertiser-side, the corpus is often seen as a complex high-dimensional continuous space, which represents the potential performance results from different advertising strategies. (3) There are no available public data set yet for training the model of a recommender system for advertisers. It is also expensive for the recommender system to explore an advertiser's advertising objective, because the advertiser's adoption to explore new strategy would affect her advertising cost immediately.

To overcome the above challenges, we first design a prototype recommender system to help advertisers optimize their bid prices and select the targeted users. Online evaluations demonstrate that the prototype system can indeed increase the advertiser's advertising performance and the platform's revenue. We further augment this prototype recommendation system by the following three extensions. To solve the difficulty of learning advertisers' objectives, we predict the advertising performance under different advertising strategies through the ad auction simulator, and recommend the advertising strategies associated with the predicted performance to the advertisers. We model advertiser's preference as the weight for each individual performance indicator, and the resulting optimization objective is the linear combination of performance indicators. We learn the weights through the advertisers' interactions with the

recommending strategies. For the second challenge, we design a neural network with the input of advertisers' features and their historical adapted strategies, to predict advertisers' preferences, reducing the complexity of searching over continuous space. For the last challenge, to effectively learn advertisers' preferences and objectives, we leverage the techniques from contextual bandit, and consider the recommending strategies as bandits and the advertiser's strategy adoption as the environmental feedback.

We summarize the contributions of this work as follows:

- To the best of our knowledge, we are the first to investigate the problem of advertising strategy recommendation for online advertising. We define the objective of an advertiser is to maximize a linear combination of multiple performance indicators, where the weight of each performance indicator is interpreted as the advertiser's preference. To learn the preferences and objectives of advertisers, we recommend the advertising strategies associated with the predicated performance, and use advertisers' adoption behaviors as a signal to measure the preference over various performance indicators.

- To efficiently recommend strategies for advertisers, we should use the existing information to optimize the advertiser's adoption rate and properly explore the advertiser's potential objectives at the same time. Therefore, we model the problem as a contextual bandit problem. In the contextual bandit problem, all advertisers in the advertising platform constitute the environment, and we regard the advertisers' objectives as the actions and the advertisers' adoption behaviors as the rewards. During interactions with the advertisers, we use a neural network as the agent to estimate the advertisers' objectives. To balance exploration and exploitation, we apply Dropout to represent model uncertainty.

- We deploy a system recommending bid prices and targeted users to advertisers on the Taobao display advertising platform. The online A/B test proves the effectiveness of deploying a recommender system for advertisers, which optimizes the advertiser's advertising performance and increases the revenue of the platform at the same time. We build an offline simulation environment based on Alibaba online advertising bidding data and conduct a series of experiments, proving that the strategy recommender system we design can effectively learn the advertisers' objectives and improve the recommendation adoption rate of advertisers.

The rest of the paper is organized as follows: In section 2, we introduce some related works about the user-side recommender systems and real-time bidding algorithms. In section 3, we introduce the prototype recommender system deployed in the ad platform and the new strategy recommender system designed based on the prototype system. In section 4, the learning algorithm of the new strategy recommender system is illustrated. The experimental results and conclusions are given in section 5 and section 6 respectively.

2 RELATED WORK

2.1 Recommender System

In recent years, the recommendation problem has been extensively studied in both academia and industry. Different recommender systems have been deployed in various e-commerce applications [4, 5, 10, 41, 43]. The recommender system can solve the problem of information overload, help users find useful information

quickly, and provide personalized services [22]. Typical recommendation technologies include collaborative filtering, content-based filtering, and hybrid filtering. Collaborative filtering [30, 31] is a classic method widely used in designing recommender systems. It finds the correlation between recommended products and then makes recommendations based on the correlation. Content-based filtering [20, 27] depends on the user’s historical choices, user profiles, and product information. It recommends products to users based on the similarity between users and products. Hybrid filtering [1] combines collaborative filtering and content-based filtering to improve the accuracy of recommendations.

There are two main differences between the advertiser’s recommendation problem and the user’s recommendation problem. First of all, user recommendation frameworks are usually based on a unified product library for feature extraction and correlation analysis. In an e-commerce platform, all commodities recommended to users constitute the platform’s commodity library. However, in the advertiser-side recommendation problem, the recommended product is an abstract bidding strategy, which is hard to analyze simply through feature extraction. Secondly, the bidding environment information that advertisers can obtain is very scarce compared to advertising platforms, and the recommendation problem of advertisers should not only solve the problem of information overload but also help advertisers optimize their advertising performance. Therefore, the advertiser’s objective learning and the design of optimization algorithms should be combined with existing real-time bidding research.

2.2 Real-time Bidding

In the real-time bidding scenario, the researchers conducted an in-depth study on the problem of auto bidding to optimize the preset goals [24, 28, 40]. The classic problem of the real-time bidding algorithm is an online optimization problem with a single optimization goal, e.g. GMV, under budget constraint [3, 35, 38, 39]. Zhang et al. proposed an offline optimal bidding strategy by bidding $\frac{v}{\lambda}$ for each impression, where v is the value of the current impression, and λ [38] is a fixed value decided by the user traffic environment. Wu et al. further applied a model-free reinforcement learning method to timely adjust the value of λ in the real online scenario, aiming to pace the spend speed of the budget based on the real-time environment [35]. Besides, subsequent research efforts attempt to extend the single budget constraint problem to problems with various optimization goals under multiple constraints [15, 36, 38]. Zhang et al. used feedback control methods to adjust bidding strategies based on real-time performance, and met the auction winning rate (AWR) and pay per click (PPC) constraints [38]. Yang et al. modeled the GMV optimization problem with budget and PPC constraints as an online linear programming problem [36].

Based on the current research, the auto bidding tools provided by the platform can well handle the optimization problem as long as the optimization goal is known. However, in a display advertising system, advertisers often have a variety of specific objectives for different ads, leading to different optimization goals. For example, advertisers may be more inclined to maximize the amount of product display for new products in a store, and advertisers would like to maximize the GMV of the product in promotional activities.

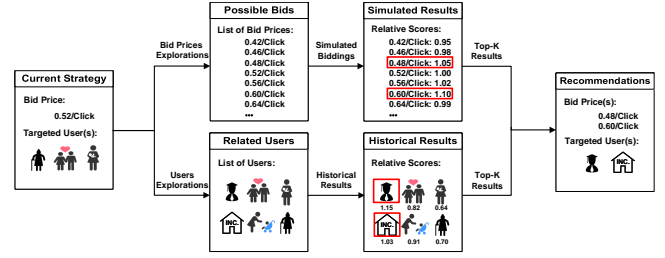


Figure 2: The prototype recommender system: a bid optimization module and a targeted user optimization module.

Therefore, when using the real-time bidding algorithms for auto bidding, a key step is to figure out the advertiser’s advertising objectives and the corresponding optimization goals, which will be further introduced in the next section.

3 SYSTEM DESIGN

In this section, we first illustrate our currently deployed recommender system for advertiser’s marketing strategies, and formally define the advertisers’ objectives and optimization goals. We then introduce our designed advertising strategy recommender system upon the existing system. Finally, we formulate the problem of strategy recommendation using contextual bandit, and provide appropriate solutions.

3.1 Prototype Recommender System

To reduce the expensive trial and error costs for advertisers to look for optimal marketing strategies, and explore potential marketing opportunities, we have already deployed a recommender system for them as shown in Figure 2. The system consists of two components: a *bid optimization module* and a *targeted user optimization module*. The bid optimization module recommends bids for advertiser based on her selected targeted users and the pre-defined optimization goal, while the targeted user optimization module explores potential users for the advertiser. The prediction ability of the system is supported by the *bid simulator*, which estimates the advertising performance of possible strategies using the advertiser’s historical bidding logs through simulated bidding.

Bid Optimization Module. To search for high-quality bids for a certain type of targeted users, the bid optimization module first samples some possible bids, predicts the advertising performance of these bids through the bid simulator, and rank these candidate bids by some rules, such as the relative increment on CTR (or CVR) compared with the average CTR (or CVR) of the historical adoption of advertisers on the recommended bidding strategies. Finally, the bid optimization module lists the top-K bidding strategies associated with other information, such as historical advertising performance, current bids and predicted advertising performance.

Targeted User Optimization Module. This module explores potential users for advertisers. It first merges similar types of users in a proper way, such as users selected by advertisers belong to the same product category. The module calculates the average historical KPIs of these merged users, ranks them based on some performance indicators (e.g. $CTR - PPC + CVR + Click\ Number$). For each ad

campaign, the top-K targeted users would be recommended, and the predicted number of unique visitors (UV) for the ad campaign covered by these targeted users would also be shown.

The prototype recommender system increases the ad platform’s Average Revenue per User (ARPU) by 1.2% in the online A/B test in May 2020. The implementations of the system, experimental settings, and results of the online evaluations are shown in Section 5.1. The currently deployed system is still in the infant stage: (1) The system ranks the candidate advertising strategies based on deterministic metrics (i.e. relative increment in some KPIs or fixed weighted average). However, advertisers have different advertising objectives and preferences over the recommended strategies, ranking based on these information would better fulfill their personalized marketing objectives. (2) The current system gives recommendations based on a fixed bid price. We observe that the advertisers cares more about the performance of the advertising strategy, instead of the specific contents of the strategy, such as the bid for each auction. We argue that the strategy recommender system for advertisers should focus on the advertising performance.

3.2 Advertising Strategy Recommender System

To further improve our current prototype system, we first formulate our optimization problem, then we design a new strategy recommender system based on the formulation. We define the performance of an ad campaign under some constraints (e.g. budget constraint) as: $\mathbf{v} = [v_1, v_2, \dots, v_n]^T$, where n represents the number of KPIs, and v_i represents the value of the i -th KPI. Since advertisers have different preferences for different KPIs, we define advertisers’ objective as a weight vector: $\mathbf{w} = [w_1, w_2, \dots, w_n]^T$, where w_i means the advertiser’s preference weight for the i -th KPI. For a specific ad campaign, assuming that the advertiser’s objective vector is \mathbf{w}^* , and an intuitive optimization goal of the advertiser is $\mathbf{w}^{*T} \cdot \mathbf{v}$, which is a certain weighted sum of advertising performance. By defining Π as the advertiser’s bidding strategy, for advertisers whose objectives are \mathbf{w}^* , recommending the optimal bidding strategy $\Pi_{\mathbf{w}^*}$ is to solve the following optimization problem:

$$\Pi_{\mathbf{w}^*} = \arg \max_{\Pi} \mathbf{w}^{*T} \cdot \mathbf{v}_{\Pi}, \quad (1)$$

where \mathbf{v}_{Π} is the advertising result that the bidding strategy Π can achieve, and $\mathbf{v}_{\Pi_{\mathbf{w}^*}}$ is the optimal result based on \mathbf{w}^* . To solve optimization problem 1, an intuitive solution is using some real-time bidding algorithms [3, 35, 38, 39] based on \mathbf{w}^* . Therefore, the objective vector \mathbf{w}^* represents the optimization goals of the advertiser and guides the advertising platform to obtain the most satisfactory bidding strategies for advertisers. However, due to the information asymmetry between the platform and advertisers, we cannot directly know \mathbf{w}^* .

To overcome the above obstacles, we design a new recommender system framework shown in Figure 3 to learn about the advertisers’ objectives based on the interaction between advertisers and the recommender system. For each request of advertisers, the system processes them sequentially as follows: (1) The *recommendation module* receives the advertiser request and obtains her ad campaigns’ information. (2) For each ad campaign, the *recommendation module* generates an estimated objective vector, and sends constraint information such as the ad campaign’s remaining budget

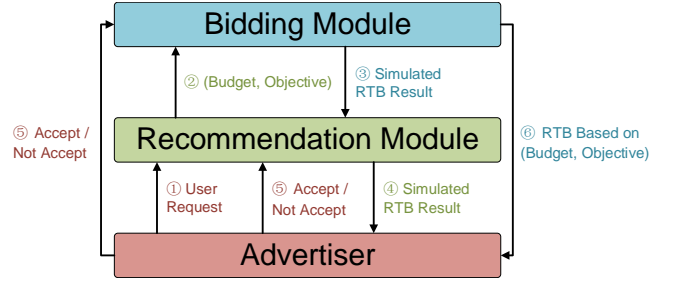


Figure 3: The architecture of advertiser’s advertising strategy recommender system.

to the *bidding module*, inquiring about the simulated advertising performance. (3) The *bidding module* generates specific bidding strategy to bid based on the estimated objective and constraint(s), then it returns the result of simulated bidding $\mathbf{v} = [v_1, v_2, \dots, v_n]^T$ to the *recommendation module*. (4) The *recommendation module* displays the result of the simulated bidding to the advertiser, which is easier to understand than recommending the detailed bidding strategy. (5) The advertiser chooses to adopt or not, and the *recommendation module* collects the feedback from the advertiser. At the same time, once the advertiser adopts a recommendation, the *bidding module* will conduct real-time bidding based on the recommended strategy. (6) The *bidding module* sends real-time bidding results to the advertiser periodically.

According to the system process, when the platform makes a bidding strategy recommendation to the advertiser, the advertiser would adopt the recommendation if he is satisfied with the expected performance of the strategy. Otherwise, the advertiser would reject the suggestion. The adoption behaviors reflect advertisers’ satisfaction and interest in the recommended items, and the platform improves the recommendation service by maximizing the adoption rate. However, for a newly developed system, a significant number of advertisers are likely to be entirely new without any historical adoption record whatsoever, which is known as a *cold-start* problem [26]. Thus, it becomes indispensable to explore the advertisers’ interests in their bidding space for new advertisers. In the e-commerce platform, acquiring such information might reduce advertiser satisfaction in the short term and could be expensive, hence raising the problem of balancing two competing goals: maximizing advertiser satisfaction in each turn, and gathering information about advertiser’s objective for the long-term development of the recommender system.

The above problem is well known as a feature-based exploitation/exploration problem. In this work, we formulate the problem of optimizing advertiser’s adoption rate as a *contextual bandit* problem, a principled approach in which an agent recommends items sequentially based on contextual information of the ad campaigns while adapting its action selection strategy simultaneously based on the advertisers’ feedback. We illustrate our modeling in detail in the next subsection.

3.3 Contextual Bandit Modeling

In this subsection, we formally define the contextual bandit problem and show how it can model the advertising strategy recommendation problem. In this problem, the agent is the strategy recommender system, and all advertisers visiting the system constitute the environment that the agent is facing. When any advertiser enters the recommendation web page, the agent needs to estimate the appropriate \mathbf{w} for each of the advertiser's ad campaigns to be recommended based on the advertiser's information and historical behaviors observed by the agent. With the advertiser's objective, we can easily derive the bidding strategy and simulate the corresponding advertising performance. Then, for each ad campaign, the agent displays the predicted advertising performance to the advertiser. The advertiser's adoption behavior can be regarded as the reward of the environment to the agent when they adopt or reject recommendations. We summarize the state \mathcal{S} , action \mathcal{A} , and reward \mathcal{R} of the contextual bandit problem as follows:

- (1) Status \mathcal{S} : Information related to the ad campaign to be recommended that the platform can observe, such as the ad campaign's information, the advertiser's historical adoption-related information, the scenario information, etc. We use a feature vector \mathbf{x} to represent the state \mathcal{S} .
- (2) Action \mathcal{A} : Estimate the advertiser's objective vector \mathbf{w} . The action space of the agent is a high-dimensional continuous space. Then the agent needs to send a request to the real-time bidding system according to the constraint information in the state \mathbf{x} and the action \mathbf{w} of its selection, to obtain predicted advertising performance.
- (3) Reward \mathcal{R} : We set the reward to be 1 when the advertiser adopts the recommendation strategy, and the reward to be 0 when the advertiser does not adopt the recommendation strategy. The expected reward $\mathcal{R}(\mathcal{S}, \mathcal{A})$ represents the expected adoption rate under state \mathcal{S} and action \mathcal{A} .

Based on the above modeling, the agent \mathcal{O} continuously recommends strategies for visiting advertisers. We number the discrete recommendation rounds as $t = 1, 2, 3, \dots$. In the t -th round, the contextual bandit algorithm works as follows:

- (1) Agent \mathcal{O} observes the feature vector \mathbf{x}_t of the current ad campaign.
- (2) Based on \mathbf{x}_t , the agent \mathcal{O} predicts a objective vector \mathbf{w}_t , and transmits constraint information in feature vector \mathbf{x}_t together with \mathbf{w}_t to the real-time bidding system, the real-time bidding system performs simulated bidding and returns the result \mathbf{v}_t to the agent. Then the agent recommends \mathbf{v}_t to the advertiser and gets reward r_{t, \mathbf{w}_t} .
- (3) The observation of the current round $(\mathbf{x}_t, \mathbf{w}_t, \mathbf{v}_t, r_{t, \mathbf{w}_t})$ is stored to help the agent \mathcal{O} update its future strategy.

In the above process, the *T-trial Payoff* for T rounds recommendations is $\sum_{t=1}^T r_{t, \mathbf{w}_t}$. Similarly, we define the *Optimal Expected T-trial Payoff* for T rounds recommendations as $\mathbb{E} \left[\sum_{t=1}^T r_{t, \mathbf{w}_t^*} \right]$, where the objective vector \mathbf{w}_t^* is the objective of the advertiser in the t -th round, and the optimal bidding strategy based on \mathbf{w}_t^* would get the results with maximum utility for advertisers in the bidding space.

Our goal in designing the agent \mathcal{O} is to maximize the *Expected T-trial Payoff* of the T rounds recommendations $\mathbb{E} \left[\sum_{t=1}^T r_{t, \mathbf{w}_t} \right]$. Equivalently, we can also regard the goal as minimizing the *Expected T-trial Regret* $R_{\mathcal{O}}(T)$ for T rounds recommendations as follows:

$$R_{\mathcal{O}}(T) \stackrel{\text{def}}{=} \mathbb{E} \left[\sum_{t=1}^T r_{t, \mathbf{w}_t^*} \right] - \mathbb{E} \left[\sum_{t=1}^T r_{t, \mathbf{w}_t} \right]. \quad (2)$$

The *Expected T-trial Regret* $R_{\mathcal{O}}(T)$ can be interpreted as the gap between the expected adoption amount of the optimal recommendation strategy and the actual recommendation strategy \mathcal{O} under T rounds of recommendations, and $\frac{R_{\mathcal{O}}(T)}{T}$ is the gap between the expected adoption rate of the optimal recommendation strategy and the actual recommendation strategy \mathcal{O} .

4 ALGORITHM DESIGN

In the classic contextual bandit algorithm, the agent learns the expected reward of each arm (i.e. each optional action) and chooses to pull the arm based on some strategies. In our problem, the reward of the action is the advertiser's adoption behavior, and we need to maximize the reward by recommending the strategy most likely to be adopted by the advertiser. In classic contextual bandit algorithms, the number of possible actions is usually discrete and finite, while the action space of advertising strategy recommendation is a high-dimensional continuous space, and we cannot directly output each action's estimated reward at the same time, which makes it difficult to directly apply existing bandit algorithms such as ϵ -greedy or upper confidence bound [16]. To solve the above problem, we separate the reward learning process into two steps: (1) Choosing action based on the observed information. (2) Establishing the relationship between (estimated action, simulated bidding result) and the advertiser's adoption rate.

To model the relationship between the advertiser's information and the bandit agent's selected action, we first build the connection between the advertiser information and the advertising objective. More specifically, based on the action selection strategy, we obtain the objective vector \mathbf{w} under the state \mathcal{S} that the platform can observe as:

$$\begin{aligned} \mathbf{w} &= f(\mathbf{x}) \\ &= f(\text{advertiser behaviors, ad profile, scenario, etc.}), \end{aligned} \quad (3)$$

where the function f is the mapping relationship between the environmental state \mathcal{S} and the objective \mathbf{w} , the input \mathbf{x} of f is the representation of the state \mathcal{S} , and the output of the network is \mathbf{w} . We use a multi-layer perceptron model (MLP) to build such a mapping relationship. In our problem, the label of the network (i.e. the reward of the action) is the adoption behavior of the advertiser. Intuitively speaking, let \mathbf{v} be the optimal bidding result under \mathbf{w} , then the value of $\mathbf{w}^\top \cdot \mathbf{v}$ reflects the utility of advertising performance that the advertiser with objective \mathbf{w} can obtain. Since the advertiser's adoption rate is positively correlated with $\mathbf{w}^\top \cdot \mathbf{v}$, we can model the relation of $\mathbf{w}^\top \cdot \mathbf{v}$ and the adoption rate as follows:

$$p(\text{Adopt}) = \sigma(\mathbf{w}^\top \cdot \mathbf{v}), \quad (4)$$

where σ is the sigmoid function, and the optimal bidding result \mathbf{v} based on \mathbf{w} is also part of the model input. In practice, bidding

result \mathbf{v} could be normalized by the advertiser’s budget level since we only care about the relative value in \mathbf{v} and \mathbf{w} .

Based on the above method, the estimation of the action value of the network can be updated through gradient descent. For each iteration, the model first observes the environmental feature \mathbf{x} and estimates the objective \mathbf{w} , gets the bidding result \mathbf{v} according to \mathbf{w} , and predicts the adoption rate $p(\mathbf{x}, \mathbf{v})$. Then, we update the parameters of the model through the following loss function:

$$L = -\frac{1}{N} \sum_{(\mathbf{x}, \mathbf{v}, y) \in \mathcal{D}} (y \log p(\mathbf{x}, \mathbf{v}) + (1 - y) \log(1 - p(\mathbf{x}, \mathbf{v}))), \quad (5)$$

where the set \mathcal{D} is the data set of size N in this update iteration, and the label y is the advertiser’s real adoption behavior.

Action selection strategy. In the context of advertising strategy recommendation, exploration means recommending strategies based on new possible objectives to explore the potential interests of advertisers, exploitation means recommending corresponding strategies based on current objective prediction, which is the output \mathbf{w} of the model. Thompson Sampling is one of the popular ways to solve the exploitation and exploration problem [34]. Generally speaking, Thompson Sampling requires Bayesian processing of model parameters. In each step, Thompson Sampling samples a new set of model parameters and then selects actions based on the set of parameters. This can be seen as a kind of random hypothesis test: the more likely parameters are sampled more frequently and thus be rejected or confirmed more quickly. Specifically, the process of Thompson Sampling is as follows:

- (1) Sampling a new set of parameters for the model.
- (2) Selecting the action with the highest expected reward based on the sampling parameters.
- (3) Updating the model and going back to 1.

Performing Thompson Sampling in a neural network needs to describe the uncertainty of the network. Bayesian models [2, 23, 25] offer a mathematically grounded framework to represent the uncertainty of the models, but usually, come with a prohibitive computational cost [8]. Dropout, a simple yet effective way to avoid neural networks from overfitting [33], is proved to be a Bayesian approximation representing the uncertainty of the deep learning model [8]. Inspired by the above conclusion, we apply Dropout in neural networks to balance exploration and exploitation in our recommendation problem.

5 EXPERIMENTS

In this section, we first evaluate our prototype recommender system through online evaluations, then we design a simulation environment and conduct detailed simulated evaluations of our contextual bandit algorithm. We summarize our experimental results as follows: (1) The online evaluations indicate the effectiveness of introducing a recommender system toward advertisers. The recommender system not only increases the revenue of the ad platform but also optimizes the advertiser’s advertising performance. (2) We verify the effectiveness of the neural network in the task of advertiser adoption rate optimization, which requires the neural network to accurately predict the advertiser objectives. (3) We verify that Dropout could better weigh the pros and cons between

Table 1: The advertising performance of the prototype recommender system in the online A/B test.

Metric	Result	Metric	Result
ARPU	+1.2%	RPM	+0.8%
Click Number	+1.5%	Payment Number	+3.3%
CTR	+1.0%	Payment Amount	+4.3%
Cost	+1.3%	CVR	+1.9%
ROI	+3.1%	PV	+0.5%

exploiting existing objective information and exploring the potential objectives of advertisers through comparison experiments. (4) We verify the generalization ability of the bandit model through ablation studies.

5.1 System Online Evaluations

System Implementation. We have deployed our prototype recommender system mentioned in Section 3.1 in the Taobao display advertising platform since February 2020. The detailed implementation of the system includes three main components: First, we maintain two individual databases for the bid optimization module and the targeted user optimization module, which store (targeted user, bid) items to be recommended for different ads. The recommended items in the two databases are updated daily. Second, we implement a bid simulator, which uses advertisers’ bidding logs sampled from online auctions to predict the advertising performance using a specific bidding strategy. Finally, we maintain a database that stores the real-time advertising performance of the advertisers, this database also displays the real-time advertising performance to advertisers in the dashboard of the ad platform.

When an advertiser enters the recommendation page, the recommender system selects the recommended strategies (i.e. (targeted user, bid)) for each ad of the advertiser and predicts the advertising performance of these strategies using the bid simulator. Then the system ranks the recommendations based on some rules and shows the top-K recommendations to the advertiser, together with the corresponding recommendation information. Once the advertiser adopts some recommendations, the system would take effect the adopted recommendations immediately.

Evaluation Results. In our online experiment between 2020-05-14 and 2020-05-27, we carefully select advertisers with the same consumption level based on their historical Average Revenue per User (ARPU), the daily cost of advertisers in our experiments constitutes about 30% of the total daily cost of all the advertisers in the platform. To be mentioned, none of the advertisers in our experiment had used the recommender system before 2020-05-14. In the A/B test, half of the advertisers using the recommender system in the evaluation period form the test group, and the others form the control group. The average open rate of the bid optimization module and targeted user optimization module in the test group is 15.8% and 25.4% respectively, indicating that advertisers are willing to use our system. The average adoption rate of ad campaigns in bid recommendation and targeted user recommendation is 4.5% and 3.8% respectively, and we find that advertisers would select and adopt a few suggestions based on the recommendation list

carefully and cautiously, revealing the opportunity to introduce a learning module for personalized recommendations. The ARPU in the test group increases by 1.2% compared with the control group, indicating that advertisers using the recommender system are more willing to invest in advertising, thus increase the revenue of the ad platform. Moreover, as shown in Table 1, the overall advertising performance of ad campaigns in the test group is better than those in the control group, which verifies that the recommender system can optimize advertisers' advertising performance.

5.2 Simulation Settings

Compared with machine learning in a standard supervised environment, evaluations of bandit algorithms are very difficult [18]. Besides, bandit algorithms usually require a lot of interaction with the environment, making it difficult to conduct experiments in a real physical environment due to the cost of trial and error [32]. Therefore, most of the previous researches verify the effectiveness of the algorithm by building a simulation environment [12, 13]. In this section, we introduce the design of our simulation environment, which are the *advertiser module* and *bidding module* in the system structure of Figure 3. The advertiser module simulates the interaction between the advertisers and the recommendation module in the real advertising system. The bidding module obtains the expected advertising performance based on ad campaigns' bidding logs.

Bidding module: The bidding module optimizes the objective function $\mathbf{w}^\top \cdot \mathbf{v}$ under budget constraint. The advertising indicators in the simulation environment are PV, Click Number, and GMV. We use offline linear programming to derive the optimal bidding strategy [37] based on the ad campaign's bidding logs and calculate the corresponding advertising performance.

Advertiser module: The design purposes of the advertiser module are: (1) Verifying the strategy recommendation ability of the algorithm. (2) Verifying the generalization ability of the algorithm. In the simulation environment, each ad campaign has a budget B and an objective vector \mathbf{w}^* . We first introduce the objective vector generation process. Since we cannot know in advance the relationship between advertisers' objectives and the information that the platform can observe in the production environment, to verify the generalization of the algorithm, we generate the advertiser's objective vector \mathbf{w}^* as $\mathbf{w}^* = g(\text{Parameter Set})$, where g is a function to generate \mathbf{w}^* based on a parameter set, and the parameters in the parameter set represent advertiser characteristics observed by the real advertising platform. In our experiments, the model can observe the parameters of the parameter set. Specifically, we design the following scheme: given the feature matrix composed of the typical m objective vectors of a given advertiser is: $A_{n \times m} = [\mathbf{w}_1; \mathbf{w}_2; \dots; \mathbf{w}_m]$, and the advertiser's feature vector $\mathbf{c} = [c_1, c_2, \dots, c_m]^\top$, where the value c_i means that the weight of the i -th typical objective in the feature matrix, the objective vector of the advertiser is simply obtained by $\mathbf{w}^* = A \cdot \mathbf{c}$. In the simulation, the agent can observe the feature matrix A and the feature vector \mathbf{c} , which represent the generalized information. It is worth noted that other relations can also be designed and tested, but we cannot know the relation in the production environment in advance.

Then we model the advertiser's adoption behavior. We apply the conditional logit model that is widely used in user selection modeling [21] to simulate the adoption behavior of advertisers. In the conditional logit model, the probability that user i selects item j in the recommended set Ω is $P(j | \Omega) = \frac{e^{u(x_{ij})}}{\sum_{\ell \in \Omega} e^{u(x_{i\ell})}}$, where $u(x_{ij})$ is the utility of the commodity j to the user i . The utility of the user selecting a "null" commodity (not selecting any commodity) is usually expressed by a constant [13]. Therefore, we design the advertiser's probability to adopt the recommended item in the simulation environment as:

$$\Pr(\text{Adopt}) = \frac{e^{u(\mathbf{w}^*, \mathbf{v}, \mathbf{v}')}}{e^{u(\mathbf{w}^*, \mathbf{v}, \mathbf{v}')} + C}, \quad (6)$$

where the vector \mathbf{w}^* represents the advertiser's objective, and the vector \mathbf{v} represents the advertising performance obtained through bidding according to the advertiser's inner objective \mathbf{w}^* . The vector \mathbf{v}' represents the advertising performance obtained through bidding under the model's estimated objective \mathbf{w} , and the value C represents the utility of advertiser's rejection. The utility function $u(\mathbf{w}^*, \mathbf{v}, \mathbf{v}')$ represents the utility function of the advertiser's adoption, we design $u(\mathbf{w}^*, \mathbf{v}, \mathbf{v}') = \alpha \cdot \frac{\mathbf{w}^{*\top} \cdot \mathbf{v}}{\mathbf{w}^{*\top} \cdot \mathbf{v} - \mathbf{w}^{*\top} \cdot \mathbf{v}'}$, where α is the adjustment factor for adjusting the overall adoption rate of advertisers in the simulation environment. In the utility function, the term $\frac{\mathbf{w}^{*\top} \cdot \mathbf{v}}{\mathbf{w}^{*\top} \cdot \mathbf{v} - \mathbf{w}^{*\top} \cdot \mathbf{v}'}$ indicates the reciprocal of $\frac{\mathbf{w}^{*\top} \cdot \mathbf{v} - \mathbf{w}^{*\top} \cdot \mathbf{v}'}{\mathbf{w}^{*\top} \cdot \mathbf{v}}$, which is the relative utility gap between the recommended advertising performance and the best advertising performance under the advertiser's objective \mathbf{w}^* . To prevent division by zero errors, we set the denominator in above formulas greater than or equal to a small positive number ϵ . It can be seen from Formula 6 that when the utility of the recommended strategy is closer to the optimal utility, the advertiser's adoption rate is higher, which is convenient for us to compare the effectiveness of different models.

In the initialization phase of the advertiser module, several ad campaigns and corresponding objectives are generated, and the visit event of the recommender system is randomly triggered. The ad campaigns in the simulation environment share historical bidding logs.

Evaluation metrics and training parameters: The optimization goal of the contextual bandit algorithm is the *Expected T-trial Regret* in T rounds shown in Formula 2. We can get the accumulated expected regret through $\mathbb{E} \left[\sum_{t=1}^T r_{t, \mathbf{w}_t^*} \right] - \mathbb{E} \left[\sum_{t=1}^T r_{t, \mathbf{w}_t} \right]$ and accumulated adoption rate through $\frac{\sum_{t=1}^T r_{t, \mathbf{w}_t}}{T}$ to evaluate the performance of the model, where T indicates that the experiment has conducted T rounds of interactions. The value r_{t, \mathbf{w}_t^*} represents the adoption rate of recommendation based on the advertiser's inner objective \mathbf{w}_t^* in the t -th round, and r_{t, \mathbf{w}_t} represents the adoption rate of recommendation based on \mathbf{w}_t given by the action selection algorithm in the t -th round.

In the simulation experiments, input features of the model are objective-related features and advertiser's adoption behaviors related to the ad campaign. For objective-related features, we concatenate them together as one of the inputs of the model. For advertiser's adoption behaviors, we apply average pooling to the corresponding model output \mathbf{w} in historical adoption behaviors related to the ad. We use mini-batch SGD to train the model while it interacts with the

Table 2: The advertising performance of the same ad campaign under different objectives. The values of each column are normalized by the maximum value in each column.

Objective Type	PV	Click Number	GMV
Optimizing PV	1.0000	0.7747	0.6751
Optimizing Click Number	0.7825	1.0000	0.8269
Optimizing GMV	0.7377	0.8454	1.0000

Table 3: Comparisons of different models. The values of each column are normalized by the maximum value in each column. Metric 1 indicates accumulated expected regret, and Metric 2 indicates to accumulated adoption rate.

Model	Metric 1	Metric 2
Random Objective (No Learning Module)	1.0000	0.7606
No Dropout	0.7429	0.8239
Dropout (40%, No Objective-related Info)	0.7195	0.8535
Dropout (80%)	0.5384	0.9144
Dropout (20%)	0.4154	0.9725
Dropout (60%)	0.4078	0.9817
Dropout (40%)	0.3881	1.0000

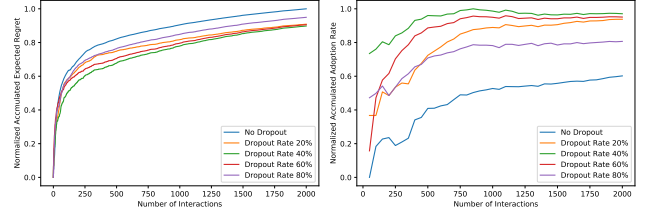
environment, and use Adam [14] as the optimizer. To prevent the imbalance of the positive and negative samples to affect the model performance, we set the ratio of positive and negative samples in each training batch to 1:1.

5.3 Experimental Results

Exploration of advertiser’s advertising performance space:

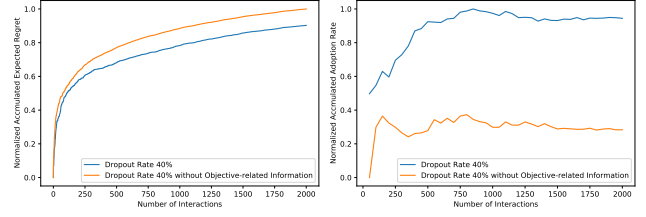
First, we briefly explore the advertising performance space of the advertisers in the Taobao online ad auction environment. In this experiment, we select three types of typical objectives, representing three types of typical advertisers in the platform: maximizing total impressions, maximizing total clicks, and maximizing GMV. When the indicators in the advertising performance report are PV, Click Number and GMV, the objective vectors of these three types of advertisers are $[1, 0, 0]^T$, $[0, 1, 0]^T$ and $[0, 0, 1]^T$, respectively. We conduct optimal simulated bidding under the budget constraint based on the above three objective vectors and the historical bidding logs of the same ad campaign. The experimental results are shown in Table 2, it can be seen that the performance of indicators to be optimized has been significantly improved under the corresponding optimal objective vectors, which shows the importance of understanding the advertisers’ objectives.

Comparison experimental results: We verify the effectiveness of our contextual bandit algorithm through comparison experiments, in which we compare models with different Dropout rates or without Dropout. We also implement a recommendation strategy that recommends optimal bidding strategies based on random objective. In each experiment, the agent interacts with the environment for 2000 rounds, and updates accumulated expected regret and accumulated adoption rate periodically, the final experimental



(a) Accumulated expected regret. (b) Accumulated adoption rate.

Figure 4: Comparisons of different models.



(a) Accumulated expected regret. (b) Accumulated adoption rate.

Figure 5: Impact of objective-related information.

results are shown in Table 3. In Table 3, we find that random objective recommendation causes huge degradation in the adoption rate, which shows the necessity of considering advertiser objective when recommending strategies. The curves of accumulated expected regret and accumulated adoption rate for different Dropout ratios are shown in Figure 4, since we found that different algorithms would converge to different local optimums in the experiment, and the expected regret would increase approximately linearly after the model converges, to better see the performance difference after the model converges, we preprocess the accumulated expected regret by $y = \log(x + 1)$, and normalize the experimental results to draw the curves. In the experiments, we find that the growth speed of accumulated expected regret in all models first decreases then converges, and the accumulated adoption rate of all models first increases gradually then converges. The observations show that different models converge to different local optimums, and they can all learn the objectives of advertisers more or less to improve the performance of the recommender system, compared with the recommendation strategy without a learning module. For example, from Table 3, a model without Dropout can reduce the accumulated expected regret by 25.71% compared to the recommendation strategy without a learning module.

In the experiments, the action selection algorithms which apply Dropout are more effective than the action selection algorithm without Dropout. This shows that Dropout makes the model converge to a better local optimum. In the comparison experiments with the Dropout ratio of 20%, 40%, 60%, and 80%, we observe that as the Dropout ratio increases, the performance of the model first increases and then decreases, which may be because: (1) When the Dropout ratio is low, the model adopts a conservative exploration strategy, which is more likely to converge to a relatively poor local optimum. (2) When the dropout ratio is high, the model frequently

explores the action space, which cannot make full use of the learned knowledge, resulting in performance degradation.

To verify the generalization ability of the model, we conduct a controlled experiment. In the experiment, the experimental group is a model with a Dropout ratio of 40%, and the control group is the same model without the objective-related information (only historical adoption information can be observed by the model). We draw the results in Figure 5 similar to Figure 4. The experimental results in Figure 5 and Table 3 show that the performance of the model with the objective-related information is better than the model without it in both accumulated expected regret and accumulated adoption rate, which indicates that the model can better learn the objectives of advertisers through understanding information related to w , thus verifying the generalization performance of the model.

6 CONCLUSION

In this work, we have investigated the problem of advertising strategy recommendations through understanding advertisers' objectives. We first designed a prototype recommender system, recommending bid prices and targeted users to advertisers. We proved the effectiveness of the system through an online A/B test. Based on the prototype system, we further designed a dynamic bidding strategy recommender system, which is modeled as a contextual bandit problem. After modeling advertisers' advertising objectives and their advertising utility, we applied a deep model to predict the advertisers' objectives, then we derived the optimal bidding strategies and corresponding advertising results based on the advertisers' objectives through simulated bidding. By displaying the advertising performance to advertisers, we could observe their adoption behaviors, which are treated as the rewards of the contextual bandit algorithm. Thus, by optimizing the adoption rate of advertisers, we could improve the quality of objective estimation and strategy recommendation. To balance exploration and exploitation in the recommendation, we used Dropout to represent the uncertainty of the neural network. Experiments in a simulation environment verified the effectiveness of the system in the task of adoption rate optimization. We also verified through ablation experiments that the objective-related information helps the model better learn the objectives of advertisers. The prototype system now has been deployed to recommend bid prices and targeted users in the displaying advertising platform in Alibaba, optimizing advertisers' advertising performance and the platform's revenue.

REFERENCES

- [1] Justin Basilico and Thomas Hofmann. 2004. Unifying collaborative and content-based filtering. In *ICML*. 9.
- [2] Charles Blundell, Julien Cornebise, Koray Kavukcuoglu, and Daan Wierstra. 2015. Weight uncertainty in neural networks. In *ICML*. 1613–1622.
- [3] Han Cai, Kan Ren, Weinan Zhang, Kleanthis Malialis, Jun Wang, Yong Yu, and Defeng Guo. 2017. Real-time bidding by reinforcement learning in display advertising. In *WSDM*. 661–670.
- [4] Heng-Tze Cheng, Levent Koc, Jeremiah Harmsen, Tal Shaked, Tushar Chandra, Hrishi Aradhye, Glen Anderson, Greg Corrado, Wei Chai, Mustafa Ipsir, et al. 2016. Wide & deep learning for recommender systems. In *DLRS*. 7–10.
- [5] Paul Covington, Jay Adams, and Emre Sargin. 2016. Deep neural networks for youtube recommendations. In *RecSys*. 191–198.
- [6] David S Evans. 2008. The economics of the online advertising industry. *Review of Network Economics* 7, 3 (2008), 1–33.
- [7] David S Evans. 2009. The online advertising industry: Economics, evolution, and privacy. *Journal of Economic Perspectives* 23, 3 (2009), 37–60.
- [8] Y Gal and Z Ghahramani. 2016. Dropout as a Bayesian approximation: Representing model uncertainty in deep learning. In *ICML*. 1651–1660.
- [9] Avi Goldfarb and Catherine Tucker. 2011. Online display advertising: Targeting and obtrusiveness. *Marketing Science* 30, 3 (2011), 389–404.
- [10] Huifeng Guo, Ruiming Tang, Yunming Ye, Zhenguo Li, and Xiuqiang He. 2017. DeepFM: a factorization-machine based neural network for CTR prediction. In *IJCAI*. 1725–1731.
- [11] Liyi Guo, Rui Lu, Haoqi Zhang, Junqi Jin, Zhenzhe Zheng, Fan Wu, Jin Li, Haiyang Xu, Han Li, Wenkai Lu, et al. 2020. A Deep Prediction Network for Understanding Advertiser Intent and Satisfaction. In *CIKM*. 2501–2508.
- [12] Xiaotian Hao, Zhaoqing Peng, Yi Ma, Guan Wang, Junqi Jin, Jianye Hao, Shan Chen, Rongquan Bai, Mingzhou Xie, Miao Xu, et al. 2020. Dynamic knapsack optimization towards efficient multi-channel sequential advertising. In *ICML*. 4060–4070.
- [13] Eugene Ie, Vihan Jain, Jing Wang, Sanmit Narvekar, Ritesh Agarwal, Rui Wu, Heng-Tze Cheng, Tushar Chandra, and Craig Boutilier. 2019. SLATEQ: a tractable decomposition for reinforcement learning with recommendation sets. In *IJCAI*. 2592–2599.
- [14] Diederik P Kingma and Jimmy Ba. 2014. Adam: A method for stochastic optimization. *arXiv preprint arXiv:1412.6980* (2014).
- [15] Brendan Kitts, Michael Krishnan, Ishadutta Yadav, Yongbo Zeng, Garrett Badeau, Andrew Potter, Sergey Tolkachov, Ethan Thornburg, and Satyanarayana Reddy Janga. 2017. Ad Serving with Multiple KPIs. In *SIGKDD*. 1853–1861.
- [16] Volodymyr Kuleshov and Doina Precup. 2014. Algorithms for multi-armed bandit problems. *arXiv preprint arXiv:1402.6028* (2014).
- [17] Sébastien Lahaie, David M Pennock, Amin Saberi, and Rakesh V Vohra. 2007. Sponsored search auctions. *Algorithmic Game Theory* 1 (2007), 699–716.
- [18] Lihong Li, Wei Chu, John Langford, and Robert E Schapire. 2010. A contextual-bandit approach to personalized news article recommendation. In *WWW*. 661–670.
- [19] Greg Linden, Brent Smith, and Jeremy York. 2003. Amazon.com recommendations: Item-to-item collaborative filtering. *IEEE Internet Computing* 7, 1 (2003), 76–80.
- [20] Pasquale Lops, Marco De Gemmis, and Giovanni Semeraro. 2011. Content-based recommender systems: State of the art and trends. In *Recommender Systems Handbook*. 73–105.
- [21] Jordan J Louviere, David A Hensher, and Joffre D Swait. 2000. *Stated choice methods: analysis and applications*. Cambridge University Press.
- [22] Jie Lu, Dianshuang Wu, Mingsong Mao, Wei Wang, and Guangquan Zhang. 2015. Recommender system application developments: a survey. *Decision Support Systems* 74 (2015), 12–32.
- [23] David JC MacKay. 1992. A practical Bayesian framework for backpropagation networks. *Neural computation* 4, 3 (1992), 448–472.
- [24] Takanori Maehara, Atsuhiko Narita, Jun Baba, and Takayuki Kawabata. 2018. Optimal bidding strategy for brand advertising. In *IJCAI*. 424–432.
- [25] Radford M Neal. 1995. *Bayesian learning for neural networks*. Ph.D. Dissertation. University of Toronto.
- [26] Seung-Taek Park, David Pennock, Omid Madani, Nathan Good, and Dennis DeCoste. 2006. Naïve filterbots for robust cold-start recommendations. In *SIGKDD*. 699–705.
- [27] Michael J Pazzani and Daniel Billsus. 2007. Content-based recommendation systems. In *The Adaptive Web*. 325–341.
- [28] Kan Ren, Weinan Zhang, Ke Chang, Yifei Rong, Yong Yu, and Jun Wang. 2017. Bidding machine: Learning to bid for directly optimizing profits in display advertising. *IEEE Transactions on Knowledge and Data Engineering* 30, 4 (2017), 645–659.
- [29] Paul Resnick, Richard Zeckhauser, John Swanson, and Kate Lockwood. 2006. The value of reputation on eBay: A controlled experiment. *Experimental Economics* 9, 2 (2006), 79–101.
- [30] Badrul Sarwar, George Karypis, Joseph Konstan, and John Riedl. 2001. Item-based collaborative filtering recommendation algorithms. In *WWW*. 285–295.
- [31] J Ben Schafer, Dan Frankowski, Jon Herlocker, and Shilad Sen. 2007. Collaborative filtering recommender systems. In *The Adaptive Web*. 291–324.
- [32] Jing-Cheng Shi, Yang Yu, Qing Da, Shi-Yong Chen, and An-Xiang Zeng. 2019. Virtual-taobao: Virtualizing real-world online retail environment for reinforcement learning. In *AAAI*. 4902–4909.
- [33] Nitish Srivastava, Geoffrey Hinton, Alex Krizhevsky, Ilya Sutskever, and Ruslan Salakhutdinov. 2014. Dropout: a simple way to prevent neural networks from overfitting. *The Journal of Machine Learning Research* 15, 1 (2014), 1929–1958.
- [34] William R Thompson. 1933. On the likelihood that one unknown probability exceeds another in view of the evidence of two samples. *Biometrika* 25, 3/4 (1933), 285–294.
- [35] Di Wu, Xiujun Chen, Xun Yang, Hao Wang, Qing Tan, Xiaoxun Zhang, Jian Xu, and Kun Gai. 2018. Budget constrained bidding by model-free reinforcement learning in display advertising. In *CIKM*. 1443–1451.
- [36] Xun Yang, Yasong Li, Hao Wang, Di Wu, Qing Tan, Jian Xu, and Kun Gai. 2019. Bid optimization by multivariable control in display advertising. In *SIGKDD*. 1966–1974.

- [37] Weinan Zhang, Kan Ren, and Jun Wang. 2016. Optimal real-time bidding frameworks discussion. *arXiv preprint arXiv:1602.01007* (2016).
- [38] Weinan Zhang, Yifei Rong, Jun Wang, Tianchi Zhu, and Xiaofan Wang. 2016. Feedback control of real-time display advertising. In *WSDM*. 407–416.
- [39] Weinan Zhang, Shuai Yuan, and Jun Wang. 2014. Optimal real-time bidding for display advertising. In *SIGKDD*. 1077–1086.
- [40] Weinan Zhang, Ying Zhang, Bin Gao, Yong Yu, Xiaojie Yuan, and Tie-Yan Liu. 2012. Joint optimization of bid and budget allocation in sponsored search. In *SIGKDD*. 1177–1185.
- [41] Guorui Zhou, Xiaoqiang Zhu, Chenru Song, Ying Fan, Han Zhu, Xiao Ma, Yanghui Yan, Junqi Jin, Han Li, and Kun Gai. 2018. Deep interest network for click-through rate prediction. In *SIGKDD*. 1059–1068.
- [42] Han Zhu, Junqi Jin, Chang Tan, Fei Pan, Yifan Zeng, Han Li, and Kun Gai. 2017. Optimized cost per click in taobao display advertising. In *SIGKDD*. 2191–2200.
- [43] Han Zhu, Xiang Li, Pengye Zhang, Guozheng Li, Jie He, Han Li, and Kun Gai. 2018. Learning tree-based deep model for recommender systems. In *SIGKDD*. 1079–1088.