

We Know What You Want: An Advertising Strategy Recommender System for Online Advertising

Liyi Guo¹, Junqi Jin², Haoqi Zhang¹, Zhenzhe Zheng^{*1}, Zhiye Yang², Zhizhuang Xing², Fei Pan²
Fan Wu¹, Lvyin Niu², Haiyang Xu², Chuan Yu², Yuning Jiang², Xiaoqiang Zhu²

¹Shanghai Jiao Tong University, ²Alibaba Group

{liyigu1995, zhanghaoqi39, zhengzhenzhe}@sjtu.edu.cn, fwu@cs.sjtu.edu.cn

{junqi.jjq, zhiye.yzy, zhizhuang.xzz, pf88537, lvyin.nly, shenzhou.xhy, yuchuan.yc, mengzhu.jyn, xiaoqiang.zxq}@alibaba-inc.com

ABSTRACT

Advertisers play an important role in e-commerce platforms, whose advertising expenditures are the main source of revenue for e-commerce platforms. Therefore, providing advertisers with a better advertising experience by reducing their cost of trial and error during ad real-time bidding is crucial to the long-term revenue of e-commerce platforms. To achieve this goal, the advertising platform needs to understand the advertisers' unique marketing demands and actively recommend personalized and optimal advertising strategies for them. In this work, we first deploy a prototype recommender system on Taobao display advertising platform for constant bid and crowd optimization. Then, we propose a novel recommender system for dynamic bidding strategy recommendation, which models the advertiser's strategy recommendation problem as a contextual bandit problem. We use a neural network as the agent to predict the advertisers' demands based on their profile and historical adoption behaviors. Based on the estimated demand, we apply simulated bidding to derive the optimal bidding strategy for recommendation and interact with the advertiser by displaying the possible advertising performance. To solve the exploration/exploitation dilemma, we use Dropout to represent the uncertainty of the network, which approximately equals to conduct Thompson sampling for efficient strategy exploration. Online evaluations show that the system can optimize the advertisers' advertising performance, and advertisers are willing to open the system, select and adopt the suggestions, which further increases the platform's revenue income. Simulation experiments based on Alibaba online bidding data prove that the agent can effectively optimize the adoption rate of advertisers, and

Thompson sampling can better balance exploration and exploitation to further optimize the performance of the model.

CCS CONCEPTS

• Information systems → Online advertising; • Applied computing → Electronic commerce.

KEYWORDS

E-commerce; Display Advertisement; Advertiser Intent Identification; Advertising Strategy Recommendation

ACM Reference Format:

Liyi Guo, Junqi Jin, Haoqi Zhang, Zhenzhe Zheng, Zhiye Yang, Zhizhuang Xing, Fei Pan, Fan Wu, Lvyin Niu, Haiyang Xu, Chuan Yu, Yuning Jiang, Xiaoqiang Zhu. 2021. We Know What You Want: An Advertising Strategy Recommender System for Online Advertising. In *Proceedings of the 27th ACM SIGKDD Conference on Knowledge Discovery and Data Mining (KDD '21)*, August 14–18, 2021, Virtual Event, Singapore. ACM, New York, NY, USA, 9 pages. <https://doi.org/10.1145/3447548.3467175>

1 INTRODUCTION

With the rapid development of the Internet, the online e-commerce platforms, such as Amazon [18] and Taobao [39], have become the main places where people buy and sell products [6, 7, 9]. E-commerce advertising is a critical marketing tool for advertisers to efficiently deliver products to potential buyers. The revenue from advertising has become the main source of income for the e-commerce platforms [6, 7, 9, 16].

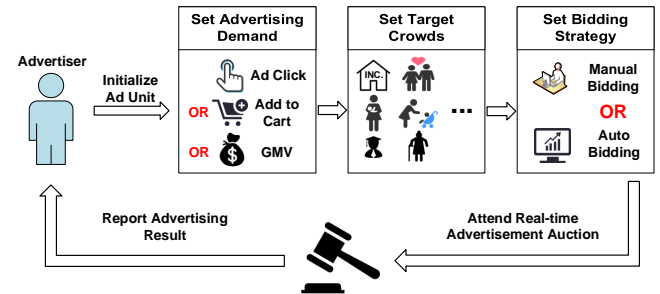


Figure 1: Advertising process in Taobao e-commerce advertising platform.

As the largest e-commerce market in China, Taobao has established one of the most advanced online advertising systems in the

This work was supported in part by Science and Technology Innovation 2030 – “New Generation Artificial Intelligence” Major Project No. 2018AAA0100905, in part by China NSF grant No. 62025204, 62072303, 61902248, and 61972254, and in part by Alibaba Group through Alibaba Innovation Research Program, and in part by Shanghai Science and Technology fund 20PJ1407900. The opinions, findings, conclusions, and recommendations expressed in this paper are those of the authors and do not necessarily reflect the views of the funding agencies or the government.

*Z. Zheng is the corresponding author.

Permission to make digital or hard copies of all or part of this work for personal or classroom use is granted without fee provided that copies are not made or distributed for profit or commercial advantage and that copies bear this notice and the full citation on the first page. Copyrights for components of this work owned by others than ACM must be honored. Abstracting with credit is permitted. To copy otherwise, or republish, to post on servers or to redistribute to lists, requires prior specific permission and/or a fee. Request permissions from permissions@acm.org.
KDD '21, August 14–18, 2021, Virtual Event, Singapore.

© 2021 Association for Computing Machinery.

ACM ISBN 978-1-4503-8332-5/21/08...\$15.00

<https://doi.org/10.1145/3447548.3467175>

world [39], which display tens of millions of online ads through real-time bidding (RTB). Besides traditional manual bidding, the Taobao display advertising system provides advertisers with convenient advertising channels and effective optimization tools for auto bidding [33, 34, 39], since the Taobao platform simultaneously plays the role of the demand-side platform (DSP) and the supply-side platform (SSP) in the online advertising system [39], and such a digital ecological closed-loop system enables the e-commerce platform to collect historical information of users and advertisements at the same time. Because the advertising results achieved by the optimization tools varies with the preset optimization goals, the platform should first confirm advertisers' marketing demands and target crowds before recommending detailed strategies [3, 15, 23, 27, 33–37]. Therefore, in the actual advertising process, before authorizing the real-time bidding system to conduct online auctions, advertisers are required to set up their ad units. The setup process is shown in Figure 1, which includes: (1) Set their *advertising demands*, such as the number of clicks, gross merchandise volume (GMV), etc. (2) Select *targeted crowds*. A targeted crowd refers to certain customers that the advertiser decides to participate in the online auction. (3) Set up bidding strategies. Advertisers can choose to either bid manually by setting a fixed price for all the impressions in a specific crowd or apply optimization tools provided by the platform to optimize their specific marketing demands. After the setup stage, the ad units would attend the real-time bidding. However, according to our observations on the Taobao display advertising platform, such a self-service advertising process would introduce some obstacles due to the information asymmetry between advertisers and advertising platforms. On the one hand, for the manual bidding advertisers, they have no access to the real-time information of online transactions, and cannot properly set their bids and target crowds, leading to poor advertising performance and the loss of budget. On the other hand, for the auto bidding advertisers, due to the lack of information collection channels and the trivial modeling of advertisers' demands, the advertising platform cannot accurately know and fulfill the advertiser's real advertising demands with the optimization tools. A recently launched survey reveals that a large number of new advertisers have left the advertising platform because their marketing demands were not well satisfied [11]. To solve the above problems, we propose a recommender system toward advertisers in this work and initialize a new research direction: designing appropriate recommender systems for advertisers.

An intuitive way to implement the advertiser-side recommender system is to migrate the works in user-side recommendation [1, 4, 5, 10, 19, 21, 26, 28, 29, 38, 40], which focuses on the matching between products and users based on the obtained correlation between the products in the entire corpus and the visiting users. However, simply migrating these works to the advertiser-side would encounter the following challenges: (1) Users are shown the complete information of the products and can express their interests and preferences explicitly by clicking or purchasing products, while in existing advertising platforms, due to the lack of forecasting real-time strategy performance, advertisers cannot accurately distinguish good strategies from bad strategies, which makes the advertisers hard to express their demands. Without the ground truth of advertiser demand, we need to find another way to model and learn their demands other than standard supervised learning methods used in

user-side recommendation. (2) Most researches on the user-side are based on a discrete corpus, which is the commodity library. However, the candidate corpus on the advertiser-side is often seen as a complex high dimensional continuous space because advertisers could bid for any visiting users with different prices, generating different advertising performance. (3) There is no data yet for designing a recommender system for advertisers. Moreover, the cost for advertisers to adopt recommendations is high, so that it is expensive for the recommender system to explore advertisers' marketing demands.

To overcome the above difficulties, we first design a prototype system to help advertisers optimize their bids and crowds. Online evaluations verify that the prototype system optimizes the advertiser's advertising performance, and further increases the revenue of the platform. Based on the prototype system, we further design an advertising strategy recommender system for advertisers based on advertisers' demands. To solve the first challenge, we show the predicted advertising performance to advertisers through simulated bidding, thus advertisers could know the predicted advertising performance in advance and express their preferences through adoption behaviors. For the second challenge, we model advertisers' demands and utility formally. The modeled demand can not only reflect the advertiser's preference for advertising performance indicators but also be used as an objective function of the advertising platform to optimize the advertiser's advertising performance. For the last challenge, to effectively obtain advertisers' demands through the advertiser's profiling and interaction information, we model the strategy recommendation problem as a contextual bandit, using the advertiser's adoption behavior as environmental feedback. To balance exploration and exploitation, we use Dropout in a neural network to learn the demands of advertisers dynamically. We summarize the contributions of this work as follows:

- As far as we know, we are the first to consider the problem of strategy recommendation in the advertiser scenario. To fill the gap between understanding and optimizing advertisers' demands, we model advertisers' demands and their marketing optimization goals explicitly, and model the strategy recommendation problem based on advertisers' demands as an advertiser's personalized advertising performance optimization problem. To learn the demands of advertisers, we use advertisers' adoption behavior as an indicator to measure the effectiveness of recommendations, which can also be used as the advertisers' preference information for the demand learning algorithm.
- To efficiently recommend strategies for advertisers, we not only need to use the existing information to optimize the advertiser's adoption rate but also need to properly explore the advertiser's potential demands. Therefore, we model the problem as a contextual bandit problem. We regard advertisers on the platform as an overall environment, and use a neural network as the agent to estimate the advertiser's demand, which is treated as the action space. Advertiser adoption behavior is used as environmental feedback. The uncertainty of the neural network is expressed through Dropout, which can balance exploration and exploitation during strategy recommendation.
- We deploy a system for bid price and crowd optimization on Taobao platform. The online A/B test proves the effectiveness

of deploying a recommender system toward advertisers, which optimizes the advertiser’s advertising performance and increases the revenue of the platform. Then we build an offline simulation environment based on Alibaba online advertising bidding data and conduct a series of experiments, proving that the strategy recommender system we design can effectively learn the demands and improve the recommendation adoption rate of advertisers. We verify through comparative experiments that Dropout can better weigh the pros and cons between using existing demand judgment information and exploring the potential demands of advertisers.

The rest of the paper is organized as follows: In section 2, we introduce the related work about the user-side recommendation and real-time bidding algorithms for real-time bidding. In section 3, we introduce the prototype system and the new strategy recommender system designed based on the prototype system. In section 4, the detailed algorithm design is illustrated. The experimental results and the conclusion are given in section 5 and section 6 respectively.

2 RELATED WORK

2.1 Recommender System

In recent years, the recommendation problem has been extensively studied in both academia and industry. Different recommender systems have been deployed in various e-commerce applications [4, 5, 10, 38, 40]. The recommender system can solve the problem of information overload, help users find useful information quickly, and provide personalized services [21]. Typical recommendation technologies include collaborative filtering, content-based filtering, and hybrid filtering. Collaborative filtering [28, 29] is a classic method widely used in designing recommender systems. It finds the correlation between recommended products and then makes recommendations based on the correlation. Content-based filtering [19, 26] depends on the user’s historical choices, user profiles, and product information. It recommends products to users based on the similarity between users and products. Hybrid filtering [1] combines collaborative filtering and content-based filtering to improve the accuracy of recommendations.

There are two main differences between the advertiser’s recommendation problem and the user’s recommendation problem. First of all, user recommendation frameworks are usually based on a unified product library for feature extraction and correlation analysis. In an e-commerce platform, all commodities recommended to users constitute the platform’s commodity library. However, in the advertiser-side recommendation problem, the recommended product is an abstract bidding strategy, which is hard to analyze simply through feature extraction. Secondly, the bidding environment information that advertisers can obtain is very scarce compared to advertising platforms, and the recommendation problem of advertisers should not only solve the problem of information overload but also help advertisers optimize their advertising performance. Therefore, the advertiser’s demand learning and the design of optimization algorithms should be combined with existing real-time bidding research.

2.2 Real-time Bidding

In the real-time bidding scenario, the researchers conducted an in-depth study on the problem of auto bidding to optimize the preset

goals [23, 27, 37]. The classic problem of real-time bidding algorithm is an online optimization problem with a single optimization goal, e.g. GMV, under budget constraint [3, 33, 35, 36]. Zhang et al. proposed an offline optimal bidding strategy by bidding $\frac{v}{\lambda}$ for each impression, where v is the value of current impression, and λ [35] is a fixed value decided by the user traffic environment. Wu et al. further applied a model-free reinforcement learning method to timely adjust the value of λ in the real online scenario, aiming to pace the spend speed of the budget based on real-time environment [33]. Besides, subsequent research efforts attempt to extend the single budget constraint problem to problems with various optimization goals under multiple constraints [15, 34, 35]. Zhang et al. used feedback control methods to adjust bidding strategies based on real-time performance, and met the auction winning rate (AWR) and pay per click (PPC) constraints [35]. Yang et al. modeled the GMV optimization problem with budget and PPC constraints as an online linear programming problem [34].

Based on the current research, the auto bidding tools provided by the platform can well handle the optimization problem as long as the optimization goal is known. However, in a display advertising system, advertisers often have a variety of specific demands for different ads, leading to different optimization goals. For example, advertisers may be more inclined to maximize the amount of product display for new products in a store, and advertisers would like to maximize the GMV of the product in promotional activities. Therefore, when using the real-time bidding algorithms for auto bidding, a key step is to figure out the advertiser’s marketing demands and the corresponding optimization goals, which will be further introduced in the next section.

3 PRELIMINARIES

In this section, we first introduce our current advertiser recommender system, and formally define the advertiser’s demand and its optimization goals. We then introduce the designed strategy recommender system based on the existing system, and use the contextual bandit to model the strategy recommendation problem based on advertisers’ demands.

3.1 Prototype System

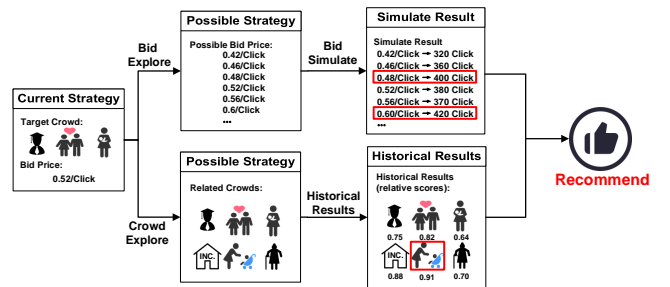


Figure 2: Prototype system, which includes a bid optimization module and a crowd optimization module.

To solve the problem of high trial and error costs for advertisers, and to explore potential marketing opportunities, we deployed

a recommender system for them as shown in Figure 2. The system consists of two parts: a *bid optimization module* and a *crowd optimization module*. The bid optimization module optimizes the advertiser’s bids based on her selected crowds, while the crowd optimization module explores potential users for the advertiser’s ad unit. Our current system is based on *bid simulator*, which estimates the advertising performance of possible strategies through simulated bidding on advertiser’s historical bidding logs.

Bid Optimization Module. The bid optimization module recommends proper bids for advertisers’ selected crowds. To search high-quality bids for a crowd, the bid optimization module first samples some possible bids for the crowd. Then we predict the advertising performance through the bid simulator according to (crowd, bid), generating candidates for the recommendation. Finally, the bid optimization module ranks the candidate items by some pre-designed rules, such as the relative increment on CTR (or CVR) compared with the average CTR (or CVR). The top K (crowd, bid) candidates of each ad unit would be recommended to the advertiser, showing their profile, historical advertising performance, current bids, suggested bids, and predicted advertising performance.

Crowd Optimization Module. The crowd optimization module explores potential user crowds for advertisers. It first merges similar crowds (crowds of the same type for products in the same category) and calculates the average historical KPIs of similar crowds through the bid simulator. Then the crowd optimization module ranks these merged crowds based on some human-designed indicators (e.g. $CTR - PPC + CVR + Click\ Number$). For each ad unit, the top K crowds would be recommended. For each recommended crowd, the crowd optimization module would predict the number of unique visitors (UV) covered based on bidding logs. It would also calculate a suggested bid based on average bid price in similar crowds, and show the crowd information, suggested bid, and UV to the advertiser.

The prototype system increases the ad platform’s average revenue per user (ARPU) by 1.2% in our online A/B test in May 2020. The implementations of the system, experimental settings and results of the online evaluation are shown in Section 5.1. The current system has two points that can be improved: (1) The system ranks the candidate items based on deterministic metrics (i.e. relative increment in some KPIs or fixed weighted average). However, advertisers have different marketing demands, ranking based on advertisers’ demands could better fulfill their personalized needs. (2) The current system gives recommendations based on a constant bid. In real-time bidding scenarios, since we use dynamic bidding strategies [3, 33, 35, 36] to replace the constant bid strategy for better advertising performance, the system should be able to recommend such dynamic bidding strategies.

3.2 Strategy Recommender System

To further improve our current prototype system, we first formulate our optimization problem, and design a new strategy recommender system. Most advertisers on Taobao are merchants who not only advertise but also sell products, and the Taobao display advertising system can collect user and advertisement data at the same time to

help advertisers conduct simulated bidding and provide recommendations. We define the performance of an ad unit under budget constraint (or additional constraints) as: $\mathbf{v} = [v_1, v_2, \dots, v_n]^T$, where n represents the number of KPIs, and v_i represents the value of the i -th KPI. Since advertisers have different preferences for different KPIs, we define advertisers’ demand as a demand weight vector: $\mathbf{w} = [w_1, w_2, \dots, w_n]^T$, where w_i means The advertiser’s preference weight for the i -th KPI. For a specific ad unit, assuming that the advertiser’s demand vector is \mathbf{w}^* , and an intuitive optimization goal of the advertiser is $\mathbf{w}^{*\top} \cdot \mathbf{v}$, which is a certain weighted sum of advertising performance [11]. By defining Π as the advertiser’s bidding strategy, for advertisers whose demands are \mathbf{w}^* , recommending the optimal bidding strategy $\Pi_{\mathbf{w}^*}$ is to solve the following optimization problem:

$$\Pi_{\mathbf{w}^*} = \arg \max_{\Pi} \mathbf{w}^{*\top} \cdot \mathbf{v}_{\Pi}, \quad (1)$$

where the advertising performance $\mathbf{v}_{\Pi_{\mathbf{w}^*}}$ is the optimal result that the real-time bidding algorithm can achieve based on \mathbf{w}^* . To solve optimization problem 1, an intuitive solution is using some real-time bidding algorithms [3, 33, 35, 36] based on \mathbf{w}^* . Therefore, the demand vector \mathbf{w}^* in fact represents the optimization goals of the advertiser, and guides the advertising platform to obtain the most satisfactory bidding strategies for advertisers. However, due to the information asymmetry between the platform and advertisers, we cannot directly know \mathbf{w}^* .

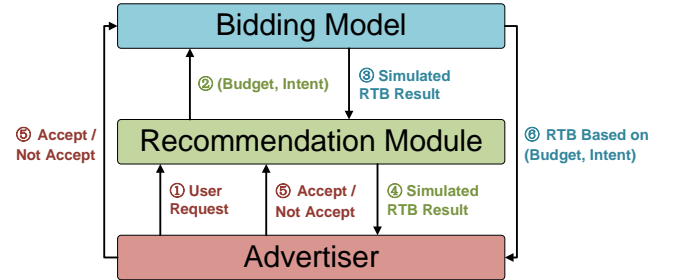


Figure 3: The architecture of advertiser’s strategy recommender system.

To overcome the above obstacles, we design a new recommender system framework shown in Figure 3 to learn about advertisers’ demands based on the interaction between advertisers and the recommender system. For each advertiser request, the system processes sequentially as follows: (1) *Recommendation module* receives advertiser requests and obtains the advertiser’s ad unit characteristics. (2) For each candidate ad unit, *recommendation module* generates an estimated demand vector, and sends constraint information such as ad unit budget to the *bidding module*, inquiring about the advertising performance of simulated bidding. (3) *Bidding module* generate specific bidding strategy to bid based on the estimated demand and constraint information, and returns the result of simulated bidding $\mathbf{v} = [v_1, v_2, \dots, v_n]^T$ achieved by bid simulator to *recommendation module*. (4) *Recommendation module* displays the result of the simulated bidding to the advertiser, which is easier to understand than recommending detailed bidding strategy settings. (5) Advertisers

choose to adopt or not to adopt, and *recommendation module* collects feedback from advertisers. At the same time, if the advertiser adopts the recommendation strategy, *bidding module* will conduct real-time bidding based on the recommended strategy. (6) *Bidding module* sends real-time bidding results to advertisers periodically after the adoption.

According to the system process, when the platform makes a bidding strategy recommendation to the advertiser, the advertiser would adopt the recommendation if he is satisfied with the expected performance of the strategy. Otherwise, the advertiser would reject the suggestion. The adoption behaviors reflect advertisers' satisfaction and interest in the recommended items, and the platform improves the recommendation service by maximizing the adoption rate. However, for a newly developed system, a significant number of advertisers are likely to be entirely new without any historical adoption record whatsoever, which is known as a *cold-start problem* [25]. Thus, it becomes indispensable to explore the advertisers' interests in their bidding space for new advertisers. In the e-commerce platform, acquiring such information might reduce advertiser satisfaction in the short term and could be expensive, hence raising the problem of balancing two competing goals: maximizing advertiser satisfaction in each turn, and gathering information about advertiser's demand actively for the long-term development of the recommender system.

The above problem is well known as a feature-based exploitation/exploration problem. In this work, we formulate the problem of optimizing advertiser's adoption rate as a *contextual bandit* problem, a principled approach in which an agent recommends items sequentially based on contextual information of the ad units while adapting its action selection strategy simultaneously based on the advertisers' feedback. We illustrate our modeling in detail in the next subsection.

3.3 Contextual Bandit Modeling

In this subsection, we formally define the contextual bandit problem, and show how it can model the advertising strategy recommendation problem. In this problem, the agent is the strategy recommender system, and all advertisers visiting the system constitute the environment that the agent faces. When any advertiser enters the recommendation web page, the agent needs to estimate the appropriate \mathbf{w} for each of the advertiser's ad unit to be recommended based on the advertiser's profile and historical behaviors observed by the agent. With the advertiser's demand, we can easily derive the bidding strategy and simulate the corresponding advertising performance. Then, for each ad unit, the agent displays the predicted advertising performance to the advertiser. The advertiser's adoption behavior can be regarded as the reward of the environment to the agent when they adopt or reject recommendations. We summarize the state \mathcal{S} , action \mathcal{A} , and reward \mathcal{R} of the contextual bandit problem as follows:

- (1) Status \mathcal{S} : Information related to the ad unit to be recommended that the platform can observe such as advertiser profile (current balance, historical advertising performance, etc.), ad unit profile (product category, product price, etc.),

advertiser's historical adoption-related information (recommendation strategy information, adoption or not, etc.), scenario information (recommendation scenario, time, etc.). We use feature vector \mathbf{x} to represent state \mathcal{S} .

- (2) Action \mathcal{A} : Estimate the advertiser's demand vector \mathbf{w} . The action space of the agent is a high-dimensional continuous space. Then the agent needs to send a request to the real-time bidding system according to the constraint information in the state \mathbf{x} and the action \mathbf{w} of its selection, to obtain predicted advertising performance.
- (3) Reward \mathcal{R} : We set the reward to be 1 when the advertiser adopts the recommendation strategy, and the reward to be 0 when the advertiser does not adopt the recommendation strategy. The expected reward $\mathcal{R}(\mathcal{S}, \mathcal{A})$ represents the expected adoption rate under state \mathcal{S} and action \mathcal{A} .

Based on the above modeling, the agent \mathcal{O} continuously recommends strategies for visiting advertisers. We number the discrete recommendation rounds as $t = 1, 2, 3, \dots$. In the t -th round, the contextual bandit algorithm works as follows:

- (1) Agent \mathcal{O} observes the feature vector \mathbf{x}_t of the current ad unit.
- (2) Based on \mathbf{x}_t , the agent \mathcal{O} predicts a demand vector \mathbf{w}_t , and transmits constraint information in feature vector \mathbf{x}_t together with \mathbf{w}_t to the real-time bidding system, the real-time bidding system performs simulated bidding and returns the result \mathbf{v}_t to the agent. Then the agent recommends \mathbf{v}_t to the advertiser and gets reward r_{t, \mathbf{w}_t} .
- (3) The observation of the current round $(\mathbf{x}_t, \mathbf{w}_t, \mathbf{v}_t, r_{t, \mathbf{w}_t})$ is stored to help the agent \mathcal{O} update its future strategy.

In the above process, the *T-trial Payoff* for T rounds recommendations is $\sum_{t=1}^T r_{t, \mathbf{w}_t}$. Similarly, we define the *Optimal Expected T-trial Payoff* for T rounds recommendations as $\mathbb{E} \left[\sum_{t=1}^T r_{t, \mathbf{w}_t^*} \right]$, where the demand vector \mathbf{w}_t^* is the demand of the advertiser in the t -th round, and the optimal bidding strategy based on \mathbf{w}_t^* would get the results with maximum utility for advertisers in the bidding space. Our goal in designing the agent \mathcal{O} is to maximize the *Expected T-trial Payoff* of the T rounds recommendations $\mathbb{E} \left[\sum_{t=1}^T r_{t, \mathbf{w}_t} \right]$. Equivalently, we can also regard the goal as minimizing the *Expected T-trial Regret* $R_{\mathcal{O}}(T)$ for T rounds recommendations as follows:

$$R_{\mathcal{O}}(T) \stackrel{\text{def}}{=} \mathbb{E} \left[\sum_{t=1}^T r_{t, \mathbf{w}_t^*} \right] - \mathbb{E} \left[\sum_{t=1}^T r_{t, \mathbf{w}_t} \right]. \quad (2)$$

The *Expected T-trial Regret* $R_{\mathcal{O}}(T)$ can be interpreted as the gap between the expected adoption amount of the optimal recommendation strategy and the actual recommendation strategy \mathcal{O} under T rounds of recommendations, and $\frac{R_{\mathcal{O}}(T)}{T}$ is the gap between the expected adoption rate of the optimal recommendation strategy and the actual recommendation strategy \mathcal{O} .

4 ALGORITHM DESIGN

In the classic contextual bandit algorithm, the agent learns the expected reward of each arm (i.e. each optional action), and chooses to pull the arm based on some strategies. In our problem, the reward

of the action is the advertiser’s adoption behavior, and we need to maximize the reward by recommending the strategy most likely to be adopted by the advertiser. In classic contextual bandit algorithms, the number of possible actions is usually discrete and finite, while the action space of strategy recommending is a high-dimensional continuous space, and we cannot directly output each action’s estimated reward at the same time, which makes it difficult to directly apply existing bandit algorithms like ϵ -greedy or upper confidence bound. To solve the above problem, we disassemble the action reward learning process into two steps: (1) Set up the action selection strategy based on observable information. (2) Establish the relationship between (estimated action, simulated bidding result) and the advertiser’s adoption rate.

To model the relationship between the advertiser’s information and the bandit agent’s selected action, we first build the connection between advertiser information and their advertising demand. More specifically, based on the action selection strategy, we obtain the demand vector \mathbf{w} under the state \mathcal{S} that the platform can observe as:

$$\begin{aligned}\mathbf{w} &= f(\mathbf{x}) \\ &= f(\text{advertiser behaviors, ad profile, scenario, etc.}),\end{aligned}\quad (3)$$

where the function f is the mapping relationship between the environmental state \mathcal{S} and the demand \mathbf{w} , the input \mathbf{x} of f is the representation of the state \mathcal{S} , and the output of the network is \mathbf{w} . We use a multi-layer perceptron model (MLP) to build such a mapping relationship, and the detailed action selection strategy based on the model will be introduced later. In our problem, the label of the network (i.e. the reward of the action) is the adoption behavior of the advertiser. Intuitively speaking, let \mathbf{v} be the optimal bidding result under \mathbf{w} , then the value of $\mathbf{w}^\top \cdot \mathbf{v}$ reflects the utility of advertising performance which an advertiser with demand \mathbf{w} can obtain on the advertising platform. Since the advertiser’s adoption rate is positively correlated with $\mathbf{w}^\top \cdot \mathbf{v}$, we can model the relation of $\mathbf{w}^\top \cdot \mathbf{v}$ and the adoption rate as follows:

$$p(\text{Adopt}) = \sigma(\mathbf{w}^\top \cdot \mathbf{v}), \quad (4)$$

where σ is the sigmoid function with value range $[0, 1]$, and the optimal bidding result \mathbf{v} based on \mathbf{w} is also part of the model input. In practice, bidding result \mathbf{v} could be normalized by the advertiser’s budget level since we only care about the relative value in \mathbf{v} and \mathbf{w} .

Based on the above method, the estimation of the action value of the network can be updated through gradient descent. For each iteration, the model first observes the environmental feature \mathbf{x} and estimates the demand \mathbf{w} , gets the bidding result \mathbf{v} according to \mathbf{w} , and predicts the adoption rate $p(\mathbf{x}, \mathbf{v})$. Then, we update the parameters of the model through the following loss function:

$$L = -\frac{1}{N} \sum_{(\mathbf{x}, \mathbf{v}, y) \in \mathcal{D}} (y \log p(\mathbf{x}, \mathbf{v}) + (1 - y) \log(1 - p(\mathbf{x}, \mathbf{v}))), \quad (5)$$

where the set \mathcal{D} is the data set of size N in this update iteration, and the label y is the advertiser’s real adoption behavior.

Action selection strategy. In the context of advertising strategy recommendation, exploration refers to recommending strategies

based on new possible demands to advertisers to explore the potential interests of advertisers, exploitation refers to recommending corresponding strategies based on current demand inference, which is the output \mathbf{w} of the model. Thompson Sampling is a popular way to solve the exploitation and exploration problem [32]. Generally speaking, Thompson Sampling requires Bayesian processing of model parameters. In each step, Thompson Sampling samples a new set of model parameters and then selects actions based on the set of parameters. This can be seen as a kind of random hypothesis test: the more likely parameters are sampled more frequently and thus be rejected or confirmed more quickly. Specifically, the process of Thompson Sampling is as follows:

- (1) Sample a new set of parameters for the model.
- (2) Select the action with the highest expected reward based on the sampling parameters.
- (3) Update the model and go back to 1.

Performing Thompson Sampling in a neural network needs to describe the uncertainty of the network. Bayesian models [2, 22, 24] offer a mathematically grounded framework to represent the uncertainty of the models, but usually, come with a prohibitive computational cost [8]. To solve the problem, we apply Dropout, which is a simple but efficient technique to prevent overfitting of neural networks [31], as a Bayesian approximation method to express the uncertainty of the model in deep learning since it is proved that a nonlinear neural network with any depth, if applying Dropout, is mathematically equivalent to the approximation of the deep Gaussian Process [8]. By implementing Thompson Sampling through Dropout technique, we can well balance exploitation and exploration during action selection.

5 EXPERIMENTS

In this section, we first evaluate our current prototype system through online evaluation, then we design a simulation environment for experiments and conduct detailed evaluations of modeling in section 3 and algorithm design in section 4. We summarize our experimental results as follows: (1) The online evaluation indicates the effectiveness of introducing a recommender system toward advertisers, which not only increases the revenue of the ad platform but also optimizes the advertiser’s advertising performance. (2) We verify the effectiveness of the neural network in the task of advertiser adoption rate optimization, which requires the agent to accurately predict the advertiser demand. (3) We verify that Dropout can better weigh the pros and cons between exploiting existing demand information and exploring the potential demands of advertisers through comparison experiments. (4) We verify the generalization ability of the bandit model through an ablation study.

5.1 System Online Evaluation

System Implementation. We have deployed our prototype system mentioned in Section 3.1 in the Taobao display advertising platform since February 2020. The detailed implementation of the system includes three main components: First, we maintain two individual databases for bid optimization module and crowd optimization module that store (crowd, bid) items to be recommended

Table 1: The advertising performance of the recommender system in the online A/B test.

Metric	Result	Metric	Result
ARPU	+1.2%	RPM	+0.8%
Click Number	+1.5%	Payment Number	+3.3%
CTR	+1.0%	Payment Amount	+4.3%
Cost	+1.3%	CVR	+1.9%
ROI	+3.1%	PV	+0.5%

for different ads, the recommended items are updated each day. Second, we implement a bid simulator, which leverages the database about advertisers’ bidding logs sampled from online auctions, to predict the advertising performance using a specific bidding strategy. Finally, we maintain a database that stores the real-time advertising performance of the advertisers, this database also shows the real-time advertising performance to advertisers in the dashboard of the ad platform.

When the advertiser visits the recommendation page, the recommender system first selects the ad’s profile and its current advertising performance. Then the system selects the recommended strategies (i.e. crowd, bid) for each ad and predicts the advertising performance of these strategies by the bid simulator. Finally, the system shows these recommendations to the advertiser. The advertisers can directly adopt the recommendation, and the system would take effect the adopted recommendations.

Evaluation Results. In our online experiment between 2020-05-14 and 2020-05-27, we carefully select advertisers with the same consumption level based on their historical Average Revenue per User (ARPU), the daily cost of advertisers in our experiments constitutes about 30% of the total daily cost of all the advertisers in the platform. To be mentioned, none of the advertisers in our experiment had used the recommender system before 2020-05-14. In the A/B test, half of the advertisers using the recommender system in the evaluation period form the test group, and the others form the control group. The average open rate of the bid optimization module and crowd optimization module in the test group is 15.8% and 25.4% respectively, indicating that advertisers are willing to use our system. The average adoption rate of ad units in bid recommendation and crowd recommendation is 4.5% and 3.8% respectively, and we find that advertisers would select and adopt a few suggestions based on the recommendation list carefully and cautiously, revealing the opportunity to introduce a learning module for personalized recommendation. The ARPU in the test group increases by 1.2% compared with the control group, indicating that advertisers using the recommender system are more willing to invest in advertising, thus increase the revenue of the ad platform. Moreover, as shown in Table 1, the overall advertising performance of ad units in the test group is better than those in the control group, which verifies that the recommender system can optimize advertisers’ advertising performance.

5.2 Simulation Settings

Compared with machine learning in a standard supervised environment, evaluations of bandit algorithms are very difficult [17].

Besides, bandit algorithms usually require a lot of interaction with the environment, making it difficult to conduct experiments in a real physical environment due to the cost of trial and error [30]. Therefore, most of the previous researches verify the effectiveness of the algorithm by building a simulation environment [12, 13]. In this section, we introduce the design of our simulation environment, which are the *advertiser module* and *bidding module* in the system structure of Figure 3. The advertiser module simulates the interaction between the advertisers and the recommendation module in the real advertising system. The bidding module obtains the expected advertising performance based on ad units’ bidding logs.

Bidding module: The bidding module optimizes the objective function $\mathbf{w}^\top \cdot \mathbf{v}$ under budget constraint. The advertising indicators in the simulation environment are PV, Click Number and GMV. We use the offline linear programming to derive the optimal bidding strategy [33, 35] based on the ad unit’s bidding logs, and calculate the corresponding advertising performance.

Advertiser module: The design purpose of the advertiser module is: (1) Verify the strategy recommendation ability of the algorithm. (2) Verify the generalization ability of the algorithm. In the simulation environment, each ad unit has a budget B and a demand vector \mathbf{w}^* . We first introduce the demand vector generation process. Since we cannot know in advance the relationship between advertisers’ demands and the information that the platform can observe in the production environment, to verify the generalization of the algorithm, we generate the advertiser’s demand vector \mathbf{w}^* as $\mathbf{w}^* = g(\text{Parameter Set})$, where g is a function to generate \mathbf{w}^* based on a parameter set, and the parameters in the parameter set represent advertiser characteristics observed by the real advertising platform. In the experiment, the model can observe all or part of the parameters in the parameter set. Specifically, we design the following scheme: given the feature matrix composed of the typical m demand vectors of a given advertiser is: $A_{n \times m} = [\mathbf{w}_1; \mathbf{w}_2; \dots; \mathbf{w}_m]$, and the advertiser’s feature vector $\mathbf{c} = [c_1, c_2, \dots, c_m]^\top$, where the value c_i means that the weight of the i -th typical demand in the feature matrix, the demand vector of the advertiser is simply obtained by $\mathbf{w}^* = A \cdot \mathbf{c}$. In simulation, the agent can observe the feature matrix A and the feature vector \mathbf{c} , which represent the generalized information. It is worth noted that other relations can also be designed and tested, but we cannot know the relation in the production environment in advance.

Then we model the advertiser’s adoption behavior. We leverage the conditional logit model that is widely used in user selection modeling [20] to simulate the adoption behavior of advertisers. In the conditional logit model, the probability that user i selects item j in the recommended set Ω is $P(j | \Omega) = \frac{e^{u(x_{ij})}}{\sum_{\ell \in \Omega} e^{u(x_{i\ell})}}$, where $u(x_{ij})$ is the utility of the commodity j to the user i . The utility of the user selecting a “null” commodity (not selecting any commodity) is usually expressed by a constant [13]. Therefore, we design the advertiser’s probability to adopt the recommended item in the simulation environment as:

$$\Pr(\text{Adopt}) = \frac{e^{u(\mathbf{w}^*, \mathbf{v}, \mathbf{v}')}}{e^{u(\mathbf{w}^*, \mathbf{v}, \mathbf{v}')} + C}, \quad (6)$$

where the vector \mathbf{w}^* represents the advertiser’s demand, and the vector \mathbf{v} represents the advertising performance obtained through bidding according to the advertiser’s inner demand \mathbf{w}^* . The vector \mathbf{v}' represents the advertising performance obtained through bidding under the model’s estimated demand \mathbf{w} , and the value C represents the utility of advertiser’s rejection. The utility function $u(\mathbf{w}^*, \mathbf{v}, \mathbf{v}')$ represents the utility function of the advertiser’s adoption, we design $u(\mathbf{w}^*, \mathbf{v}, \mathbf{v}') = \alpha \cdot \frac{\mathbf{w}^{*T} \cdot \mathbf{v}}{\mathbf{w}^{*T} \cdot \mathbf{v} - \mathbf{w}^{*T} \cdot \mathbf{v}'}$, where α is the adjustment factor for adjusting the overall adoption rate of advertisers in the simulation environment. In the utility function, the term $\frac{\mathbf{w}^{*T} \cdot \mathbf{v}}{\mathbf{w}^{*T} \cdot \mathbf{v} - \mathbf{w}^{*T} \cdot \mathbf{v}'}$ indicates the reciprocal of $\frac{\mathbf{w}^{*T} \cdot \mathbf{v} - \mathbf{w}^{*T} \cdot \mathbf{v}'}{\mathbf{w}^{*T} \cdot \mathbf{v}}$, which is the relative utility gap between the recommended advertising performance and the best advertising performance under the advertiser’s demand \mathbf{w}^* . To prevent division by zero errors, we set the denominator in above formulas greater than or equal to a small positive number ϵ . It can be seen from Formula 6 that when the utility of the recommended strategy is closer to the optimal utility, the advertiser’s adoption rate is higher, which is convenient for us to compare the effectiveness of different models.

In the initialization phase of the advertiser module, several ad units and corresponding demands are generated, and the visit event of the recommender system is randomly triggered. The ad units in the simulation environment share historical bidding logs.

Evaluation metrics and training parameters: The optimization goal of the contextual bandit algorithm is the *Expected T-trial Regret* in T rounds shown in Formula 2. We can get the accumulated expected regret through $\mathbb{E} \left[\sum_{t=1}^T r_{t, \mathbf{w}_t^*} \right] - \mathbb{E} \left[\sum_{t=1}^T r_{t, \mathbf{w}_t} \right]$ and accumulated adoption rate through $\frac{\sum_{t=1}^T r_{t, \mathbf{w}_t}}{T}$ to evaluate the performance of the model, where T indicates that the experiment has conducted T rounds of interactions. The value r_{t, \mathbf{w}_t^*} represents the adoption rate of recommendation based on the advertiser’s inner demand \mathbf{w}_t^* in the t -th round, and r_{t, \mathbf{w}_t} represents the adoption rate of recommendation based on \mathbf{w}_t given by the action selection algorithm in the t -th round.

In the simulation experiments, input features of the model are demand-related features and advertiser’s adoption behaviors related to the ad unit. For demand-related features, we concatenate them together as one of the inputs of the model. For advertiser’s adoption behaviors, we apply average pooling to the corresponding model output \mathbf{w} in historical adoption behaviors related to the ad. We use mini-batch SGD to train the model while it interacts with the environment, and we leverage Adam [14] as the optimizer. In order to prevent the imbalance between positive and negative samples to affect the model performance, we set the ratio of positive and negative samples in each training batch to 1:1. The source code is available online ¹.

5.3 Experimental Results

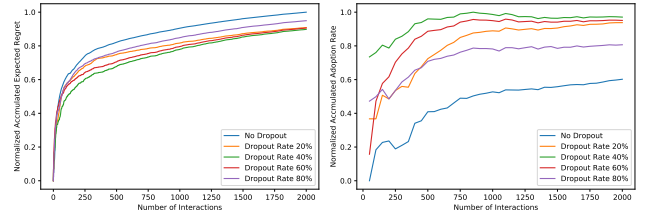
Exploration of the advertising performance space: First, we briefly explore the advertising performance space of advertisers based on different demands in the Taobao online display ad auction environment. In the experiment, we select three types of typical demands, representing three types of typical advertisers in the platform: maximizing total impressions, maximizing total clicks, and

Table 2: The advertising performance of the same ad unit under different demands. The values of each column are normalized by the maximum value of them.

Demand Type	PV	Click Number	GMV
Optimize PV	1.0000	0.7747	0.6751
Optimize Click Number	0.7825	1.0000	0.8269
Optimize GMV	0.7377	0.8454	1.0000

Table 3: Comparisons of different models. The values of each column are normalized by the maximum value of them. AER refers to accumulated expected regret, and AAR refers to accumulated adoption rate.

Model	AER	AAR
Random Demand (without learning module)	1.0000	0.7606
No Dropout	0.7429	0.8239
40% Dropout rate (no demand-related info)	0.7195	0.8535
80% Dropout rate	0.5384	0.9144
20% Dropout rate	0.4154	0.9725
60% Dropout rate	0.4078	0.9817
40% Dropout rate	0.3881	1.0000



(a) Accumulated expected regret. (b) Accumulated adoption rate.

Figure 4: Comparisons of different models.

maximizing GMV. When the indicators in the advertising performance report are PV, Click Number and GMV in turn, the demand vectors of these three types of advertisers are $[1, 0, 0]^T$, $[0, 1, 0]^T$ and $[0, 0, 1]^T$, respectively. We conduct optimal bidding under the budget constraint based on the above three demand vectors and the historical bidding logs of the same ad unit. The experimental results are shown in Table 2. To make the results more straightforward, we regularize the experimental results of each indicator in Table 2 according to the maximum value of this indicator. For example, relative PV $ratio_{pv_i}$ of the i -th row is calculated by $ratio_{pv_i} = \frac{pv_i}{\max_j pv_j}$. From Table 2, it can be seen that the performance of indicators to be optimized by different types of advertisers has been significantly improved under the corresponding optimal demand vector, which shows the importance of understanding advertisers’ demands.

Comparison experimental results: We verify the effectiveness of our contextual bandit algorithm through comparison experiments, in which we compare models with different Dropout rates

¹https://github.com/liyiG/recsys_for_advertiser

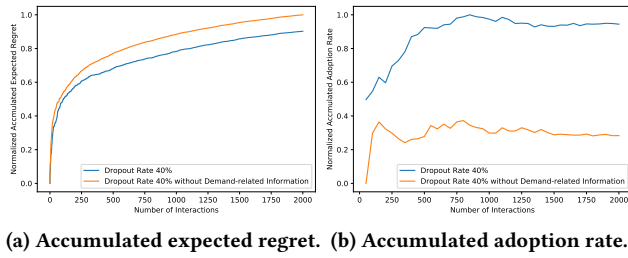


Figure 5: Impact of demand-related information.

or without Dropout. We also implement a random demand recommendation strategy which does not apply any demand estimation algorithm as a weak baseline. In each experiment, the agent interacts with the environment for 2000 rounds, and updates accumulated expected regret and accumulated adoption rate periodically, the experimental results after the interactions are shown in Table 3. In Table 3, we find that the random demand recommender causes huge degradation in advertiser satisfaction, which shows the necessity of considering advertiser demand when recommending strategies. The curves of accumulated expected regret and accumulated adoption rate for different Dropout ratios are shown in Figure 4, since we found that different algorithms would converge to different local optimal solutions in the experiment, and the expected regret would increase approximately linearly after the model converges, to better see the performance difference after the model converges, we preprocess the accumulated expected regret by $y = \log(x + 1)$, and normalize the experimental results to draw the curves. Through observing the curves in Figure 4, and analyzing the real-time accumulated expected regret and accumulated adoption rate during the experiments, we find that the growth speed of accumulated expected regret in all models first decreases and converges, the accumulated adoption rate of all models first increases gradually and then converges. The above observations show that different models converge to different local optimal solutions, but they can all learn the demands of advertisers to a certain extent and improve the performance of the recommender system. For example, from Table 3, even model without Dropout can reduce the accumulated expected regret by 25.71% compared to the random demand recommendation strategy (without learning module).

In the experiments, the action selection algorithm that uses Dropout for action exploration is more effective than the action selection algorithm that does not use Dropout. This is because the action sampling using Dropout can be approximated as Thompson Sampling [8], which helps the model converge to a better local optimal solution, increasing the AAR of 18.6%. In comparison experiments with the Dropout ratio of 20%, 40%, 60%, and 80%, we observe that as the Dropout ratio increases, the performance of the model first improves and then decreases. This may be because when the Dropout ratio is low, the model adopts a conservative exploration strategy, which is more likely to converge to a relatively poor local optimal solution; and when the dropout ratio is high, the model frequently explores the action space, which cannot make full use of the learned knowledge, resulting in performance degradation. From Figure 4b, it can be seen that in the initial stage of the

interaction, the accumulated adoption rate may decrease, which may be caused by the large uncertainty of the model in the initial training stage. After analyzing the real-time accumulated expected regret and accumulated adoption rate during the experiments, we find that when the accumulated adoption rate decreases, the accumulated expected regret’s growth speed decreases significantly at the same time, indicating that exploration can make the model better learn the advertisers’ demands.

To verify the generalization ability of the model, we conduct another control experiment. In the experiment, the experimental group is a model with a Dropout ratio of 40%, and the control group is the same model without the demand-related information (only historical adoption information can be observed). We preprocess the experimental results similar to Figure 4, and show the results in Figure 5 and Table 3. From the experimental results in the Figure 5 and Table 3, the performance of the model with demand-related information is better than the model without this information in both accumulated expected regret and accumulated adoption rate, which reflects that the model can better learn the demands of advertisers through understanding information related to w , thus verifying the generalization performance of the model.

6 CONCLUSION

In this work, we study the problem of advertising strategy recommendation based on the understanding of advertisers’ demands. We first design a prototype system for bid price and crowd recommendation, and prove its effectiveness through online A/B test. Based on the prototype system, we further design a dynamic bidding strategy recommender system, which is modeled as a contextual bandit problem. After modeling advertisers’ demands and utility, we leverage a deep model to estimate advertisers’ demands, and derive the optimal bidding strategy and the corresponding advertising result based on the advertiser demand through simulated bidding. By displaying the advertising performance to advertisers, we can observe their adoption behavior, which is treated as the reward of the contextual bandit. By optimizing the advertiser adoption rate, we can improve the ability of demand estimation and strategy recommendation. To balance exploration and exploitation during action selection in the contextual bandit, we use Dropout to represent the uncertainty of the neural network, and to implement Thompson Sampling. Experiments in a simulation environment verify the effectiveness of the system and Dropout in the task of adoption rate optimization. We also verify that demand-related information helps the agent better learn the demands of advertisers through ablation experiments. The prototype system now has been deployed to recommend bids and crowds for advertisers in the displaying advertising platform in Alibaba, optimizing their advertising performance and the platform’s revenue.

REFERENCES

- [1] Justin Basilico and Thomas Hofmann. 2004. Unifying collaborative and content-based filtering. In *ICML*. 9.
- [2] Charles Blundell, Julien Cornebise, Koray Kavukcuoglu, and Daan Wierstra. 2015. Weight uncertainty in neural networks. In *ICML*. 1613–1622.
- [3] Han Cai, Kan Ren, Weinan Zhang, Kleanthis Malialis, Jun Wang, Yong Yu, and Defeng Guo. 2017. Real-time bidding by reinforcement learning in display advertising. In *WSDM*. 661–670.
- [4] Heng-Tze Cheng, Levent Koc, Jeremiah Harmsen, Tal Shaked, Tushar Chandra, Hrishu Aradhye, Glen Anderson, Greg Corrado, Wei Chai, Mustafa Ipsir, et al.

2016. Wide & deep learning for recommender systems. In *DLRS*. 7–10.
- [5] Paul Covington, Jay Adams, and Emre Sargin. 2016. Deep neural networks for youtube recommendations. In *RecSys*. 191–198.
- [6] David S Evans. 2008. The economics of the online advertising industry. *Review of Network Economics* 7, 3 (2008), 1–33.
- [7] David S Evans. 2009. The online advertising industry: Economics, evolution, and privacy. *Journal of Economic Perspectives* 23, 3 (2009), 37–60.
- [8] Y Gal and Z Ghahramani. 2016. Dropout as a Bayesian approximation: Representing model uncertainty in deep learning. In *ICML*. 1651–1660.
- [9] Avi Goldfarb and Catherine Tucker. 2011. Online display advertising: Targeting and obtrusiveness. *Marketing Science* 30, 3 (2011), 389–404.
- [10] Huifeng Guo, Ruiming Tang, Yunming Ye, Zhenguo Li, and Xiuqiang He. 2017. DeepFM: a factorization-machine based neural network for CTR prediction. In *IJCAI*. 1725–1731.
- [11] Liyi Guo, Rui Lu, Haoqi Zhang, Junqi Jin, Zhenzhe Zheng, Fan Wu, Jin Li, Haiyang Xu, Han Li, Wenkai Lu, et al. 2020. A Deep Prediction Network for Understanding Advertiser Intent and Satisfaction. In *CIKM*. 2501–2508.
- [12] Xiaotian Hao, Zhaoqing Peng, Yi Ma, Guan Wang, Junqi Jin, Jianye Hao, Shan Chen, Rongquan Bai, Mingzhou Xie, Miao Xu, et al. 2020. Dynamic knapsack optimization towards efficient multi-channel sequential advertising. In *ICML*. 4060–4070.
- [13] Eugene Ie, Vihan Jain, Jing Wang, Sanmit Narvekar, Ritesh Agarwal, Rui Wu, Heng-Tze Cheng, Tushar Chandra, and Craig Boutilier. 2019. SLATEQ: a tractable decomposition for reinforcement learning with recommendation sets. In *IJCAI*. 2592–2599.
- [14] Diederik P Kingma and Jimmy Ba. 2014. Adam: A method for stochastic optimization. *arXiv preprint arXiv:1412.6980* (2014).
- [15] Brendan Kitts, Michael Krishnan, Ishadutta Yadav, Yongbo Zeng, Garrett Badeau, Andrew Potter, Sergey Tolkachov, Ethan Thornburg, and Satyanarayana Reddy Janga. 2017. Ad Serving with Multiple KPIs. In *SIGKDD*. 1853–1861.
- [16] Sébastien Lahaie, David M Pennock, Amin Saberi, and Rakesh V Vohra. 2007. Sponsored search auctions. *Algorithmic Game Theory* 1 (2007), 699–716.
- [17] Lihong Li, Wei Chu, John Langford, and Robert E Schapire. 2010. A contextual-bandit approach to personalized news article recommendation. In *WWW*. 661–670.
- [18] Greg Linden, Brent Smith, and Jeremy York. 2003. Amazon.com recommendations: Item-to-item collaborative filtering. *IEEE Internet Computing* 7, 1 (2003), 76–80.
- [19] Pasquale Lops, Marco De Gemmis, and Giovanni Semeraro. 2011. Content-based recommender systems: State of the art and trends. In *Recommender Systems Handbook*. 73–105.
- [20] Jordan J Louviere, David A Hensher, and Joffre D Swait. 2000. *Stated choice methods: analysis and applications*. Cambridge University Press.
- [21] Jie Lu, Dianshuang Wu, Mingsong Mao, Wei Wang, and Guangquan Zhang. 2015. Recommender system application developments: a survey. *Decision Support Systems* 74 (2015), 12–32.
- [22] David JC MacKay. 1992. A practical Bayesian framework for backpropagation networks. *Neural computation* 4, 3 (1992), 448–472.
- [23] Takanori Maehara, Atsuhiko Narita, Jun Baba, and Takayuki Kawabata. 2018. Optimal bidding strategy for brand advertising. In *IJCAI*. 424–432.
- [24] Radford M Neal. 1995. *Bayesian learning for neural networks*. Ph.D. Dissertation. University of Toronto.
- [25] Seung-Taek Park, David Pennock, Omid Madani, Nathan Good, and Dennis DeCoste. 2006. Naïve filterbots for robust cold-start recommendations. In *SIGKDD*. 699–705.
- [26] Michael J Pazzani and Daniel Billsus. 2007. Content-based recommendation systems. In *The Adaptive Web*. 325–341.
- [27] Kan Ren, Weinan Zhang, Ke Chang, Yifei Rong, Yong Yu, and Jun Wang. 2017. Bidding machine: Learning to bid for directly optimizing profits in display advertising. *IEEE Transactions on Knowledge and Data Engineering* 30, 4 (2017), 645–659.
- [28] Badrul Sarwar, George Karypis, Joseph Konstan, and John Riedl. 2001. Item-based collaborative filtering recommendation algorithms. In *WWW*. 285–295.
- [29] J Ben Schafer, Dan Frankowski, Jon Herlocker, and Shilad Sen. 2007. Collaborative filtering recommender systems. In *The Adaptive Web*. 291–324.
- [30] Jing-Cheng Shi, Yang Yu, Qing Da, Shi-Yong Chen, and An-Xiang Zeng. 2019. Virtual-taobao: Virtualizing real-world online retail environment for reinforcement learning. In *AAAI*. 4902–4909.
- [31] Nitish Srivastava, Geoffrey Hinton, Alex Krizhevsky, Ilya Sutskever, and Ruslan Salakhutdinov. 2014. Dropout: a simple way to prevent neural networks from overfitting. *The Journal of Machine Learning Research* 15, 1 (2014), 1929–1958.
- [32] William R Thompson. 1933. On the likelihood that one unknown probability exceeds another in view of the evidence of two samples. *Biometrika* 25, 3/4 (1933), 285–294.
- [33] Di Wu, Xiujun Chen, Xun Yang, Hao Wang, Qing Tan, Xiaoxun Zhang, Jian Xu, and Kun Gai. 2018. Budget constrained bidding by model-free reinforcement learning in display advertising. In *CIKM*. 1443–1451.
- [34] Xun Yang, Yasong Li, Hao Wang, Di Wu, Qing Tan, Jian Xu, and Kun Gai. 2019. Bid optimization by multivariable control in display advertising. In *SIGKDD*. 1966–1974.
- [35] Weinan Zhang, Yifei Rong, Jun Wang, Tianchi Zhu, and Xiaofan Wang. 2016. Feedback control of real-time display advertising. In *WSDM*. 407–416.
- [36] Weinan Zhang, Shuai Yuan, and Jun Wang. 2014. Optimal real-time bidding for display advertising. In *SIGKDD*. 1077–1086.
- [37] Weinan Zhang, Ying Zhang, Bin Gao, Yong Yu, Xiaojie Yuan, and Tie-Yan Liu. 2012. Joint optimization of bid and budget allocation in sponsored search. In *SIGKDD*. 1177–1185.
- [38] Guorui Zhou, Xiaoqiang Zhu, Chenru Song, Ying Fan, Han Zhu, Xiao Ma, Yanghui Yan, Junqi Jin, Han Li, and Kun Gai. 2018. Deep interest network for click-through rate prediction. In *SIGKDD*. 1059–1068.
- [39] Han Zhu, Junqi Jin, Chang Tan, Fei Pan, Yifan Zeng, Han Li, and Kun Gai. 2017. Optimized cost per click in taobao display advertising. In *SIGKDD*. 2191–2200.
- [40] Han Zhu, Xiang Li, Pengye Zhang, Guozheng Li, Jie He, Han Li, and Kun Gai. 2018. Learning tree-based deep model for recommender systems. In *SIGKDD*. 1079–1088.