

Copycat process in the early stages of einselection

Rose Baunach* and Andreas Albrecht†

*Center for Quantum Mathematics and Physics and Department of Physics and Astronomy
UC Davis, One Shields Ave, Davis CA.*

Andrew Arrasmith‡

Theoretical Division, Los Alamos National Laboratory, Los Alamos, NM USA.

(Dated: June 1, 2021)

We identify and describe unique early time behavior of a quantum system initially in a superposition, interacting with its environment. This behavior—the copycat process—occurs after the system begins to decohere, but before complete einselection. To illustrate this behavior analytic solutions for the system density matrix, its eigenvalues, and eigenstates a short time after system-environment interactions begin are provided. Features of the solutions and their connection to observables are discussed, including predictions for the continued evolution of the eigenstates towards einselection, time dependence of spin expectation values, and an estimate of the system’s decoherence time. In particular we explore which aspects of the early stages of decoherence exhibit quadratic evolution to leading order, and which aspects exhibit more rapid linear behavior. Many features of our early time perturbative solutions are agnostic of the spectrum of the environment. We also extend our work beyond short time perturbation theory to compare with numerical work from a companion paper.

I. INTRODUCTION

There are many reasons why one would want to study the effects of decoherence and einselection on a quantum system interacting with its environment—from interest in theoretical interpretations of quantum mechanics to applications in quantum computing [1–8]. In [9] we introduced the “adapted Caldeira Leggett” (ACL) model, a tool designed to explore these phenomena using fully unitary calculations in the combined system-environment space. This tool enables us to examine behaviors outside of the standard approximation schemes common in the field.

Our original aim was a study of the relationship between einselection and the arrow of time. We present the outcome of that work in [10]. On the path of exploring decoherence and einselection with the ACL model numerically, we witnessed a curious phenomenon—the copycat process—which we investigate in this paper. Figure 1 (Fig. 12 in [9]) gives a general picture of this process.

The ACL model describes a simple harmonic oscillator (SHO) coupled to an environment. For Fig. 1 the SHO was set up in a “Schrödinger cat” superposition of coherent state classical wavepackets. Over time, decoherence with the environment brings the SHO into a classical mixture of wavepackets described by a density matrix (ρ) with the wavepackets as eigenstates. In this manner the classical wavepackets are specially selected by the specifics of the decoherence physics, a process called “einselection.”

The evolution shown in Fig. 1 starts with the system and environment in a product state. At that moment the SHO density matrix, ρ , has only one nonzero eigenvalue. An instant later a second nonzero (but infinitesimal) eigenvalue emerges. As soon as this second eigenvalue becomes resolved in our calculations, the corresponding eigenstate takes on the intriguing “mirror image” (copycat) form shown in Fig. 1. The first and second eigenstates keep these forms as the second eigenvalue evolves over many decades in magnitude. Eventually on a timescale given by the decoherence time, einselection takes place.¹

While initially the copycat phenomenon seemed striking and unusual to us, and we were a bit concerned about the possible role of numerical artifacts in our results, we have come to understand this process in relatively simple physical terms. The “transient stability” we observe relates to the slow quadratic start to the early time evolution of the eigenstates. Furthermore, the mirror image copycat form seems quite natural if one thinks of the two wavepackets as spanning a two dimensional reduced Hilbert space (effectively a single qubit). From that point of view, the form shown is the only option for the 2nd eigenstate of ρ until the first eigenstate has time to evolve appreciably. In fact, the copycat picture we describe here is implicit in standard results from Nuclear Magnetic Resonance (NMR) physics, although they have not been previously presented from that point of view.

This work originally came about through our need to fully understand the behaviors of the ACL model before applying it to the new problems explored in [10]. Having

* baunach@ucdavis.edu

† aalbrecht@ucdavis.edu

‡ aarrasmith@lanl.gov

¹ The SHO has a period of 2π . Thus, choosing $t = 4\pi$ for the final time shown in Fig. 1 simplifies our presentation. More details about the behavior of the ACL model can be found in [9].

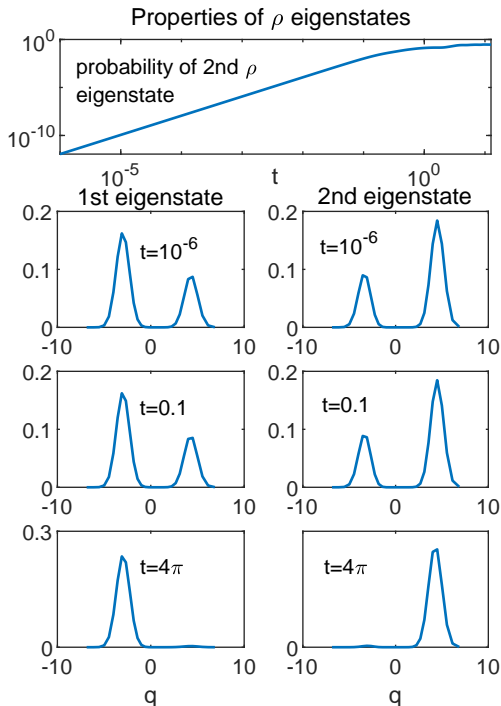


FIG. 1. Copycats in the early stages of entanglement: The SHO is initially taken to be in a pure Schrödinger cat state, which becomes entangled with the environment as it evolves. The 2nd eigenvalue and $|\psi(q)|^2$ for the first two eigenstates of ρ are shown from very early times. The 2nd eigenstate takes the mirror image “copycat” form over several decades of evolution. The bottom row shows these two states after einselection is complete, and the initial superposition has become a mixture of classical wave packets.

satisfied ourselves that the copycat process was indeed physical, and having extended it in a number of directions, we’ve decided those explorations are worth reporting in this paper. We feel they may be of interest to those studying the early stages of decoherence, perhaps in the context of quantum technologies. In particular we offer explorations of the extent to which the early stages of decoherence are quadratic to leading order, and which aspects evolve with a more rapid linear behavior.

The rest of this paper is devoted to describing and analytically deriving the copycat process. In Sect. II we briefly review the ACL and reduced Caldeira-Leggett (RCL) models as presented in [9]. Then in Sect. III we present perturbative analysis of the copycat process by calculating the system density matrix, associated eigenvalues, and eigenstates of a two-state system entangled with its environment a short time after system-environment interactions begin. In our derivations we chose to model the superposition of coherent states in Eqn. 3 as a two state system, both for simplicity and because such coherent superpositions were observed to

behave as essentially a two-state system in our numerical work [9]. Section IV is a discussion of some specific features and applications of our derived solutions for the two state system, including predictions for the continued evolution of the system eigenstates, early time behavior of spin observables, and an estimate of the system’s decoherence time. In Sect. V we extend our solutions beyond short time perturbation theory to compare with our numerical work in [9]. Our further discussion and conclusions are provided in Sect. VI. Appendix A extends our technical results from a qubit model to the qutrit case, providing additional perspective on the possibility of linear behaviors (which we summarize in Sect. VI).

II. FORMALISM

A. Basics

We consider a “world” Hilbert space, comprised of a system and an environment: $w = s \otimes e$. We take $|\psi_w\rangle$ initially to be a product state and study the entanglement caused by system-environment interactions:

$$|\psi_w\rangle = |\psi_s\rangle |\psi_e\rangle \xrightarrow{\text{entanglement}} \sum_{i,j} b_{ij} |i\rangle_s |j\rangle_e. \quad (1)$$

The onset of system-environment entanglement is called decoherence. Once entanglement has taken place, the system is described by the density matrix

$$\rho_s = \text{Tr}_e(|\psi_w\rangle \langle \psi_w|). \quad (2)$$

Einselection is the special case of decoherence where environmental interactions induce the system density matrix to become diagonal in a preferred basis. These preferred basis states are called pointer states in the literature [2, 11].

Under certain conditions (which apply in Fig. 1) coherent states will be einselected as the pointer states [1, 9, 12]. Under those conditions, a system that starts in a superposition of coherent states

$$|\psi_s\rangle = a_1 |\alpha_1\rangle + a_2 |\alpha_2\rangle \quad (3)$$

would evolve into the density matrix

$$\rho_s = |a_1|^2 |\alpha_1\rangle \langle \alpha_1| + |a_2|^2 |\alpha_2\rangle \langle \alpha_2|. \quad (4)$$

Here we have labeled coherent states with the parameter α , a standard convention articulated in detail for the ACL model in [9]. Indeed Eqn. 4 roughly describes what we see in Fig. 1. (Inspection of the full analysis presented in [9] reveals that in this particular case, the finite form of the ACL model leads to a number of small deviations from the idealized picture described by Eqn. 4.) It is in the early stages of the evolution toward the Eqn. 4 form that we notice the copycat behavior.

As illustrated in Fig. 1, at early times there is an eigenstate of the system density matrix that resembles

the initial state and one that has the “copycat” form. The initial evolution of these eigenstates are quadratic in time—as we will prove subsequently—or “slow,” hence the appearance of “transient stability.” We call the appearance of a copycat state and its subsequent behavior the “copycat process”. To the best of our knowledge the copycat process and its implications have not been directly explored in the literature, although we will discuss how earlier work has come very close to this topic in an indirect way.

B. The ACL Model

As discussed in [9], the original Caldeira Leggett (CL) model is a toy model describing a system interacting with its environment with a Hamiltonian of the form [1, 7, 13]:

$$H_w = H_{SHO}^s \otimes 1^e + q_{SHO} \otimes H_I^e + H^e \otimes 1^s. \quad (5)$$

In the CL model the system is a simple harmonic oscillator (SHO) moving in the standard SHO potential, and the environment is an infinite set of SHOs. The system and environment together describe a closed system undergoing unitary evolution, but generally the system and environment individually do not have to evolve unitarily.

The adapted Caldeira Leggett (ACL) model was introduced as an adaptation of the CL model which operates in a finite dimensional Hilbert space—so its evolution can be investigated numerically in its full unitary form [9]. In the ACL model, the Hamiltonian is also given by Eqn. 5, but the components are modified since the Hilbert space is finite—for example, the system is given by a truncated SHO. Full technical details are given in [9].

III. MODELLING THE COPYCAT PROCESS

A. Setting up and the RCL model

We start our technical explorations of the copycat process with the following observation: The ACL model used to produce Fig. 1 had parameters adjusted to make the coherent states especially stable, making them the pointer states. We also note that while the coherent state wavefunctions are nowhere truly zero, the overlap between the two coherent states shown in Fig. 1 is exponentially suppressed making the two coherent states essentially orthogonal. The SHO dynamics will ultimately move the two packets into positions of greater overlap, but the copycat process takes place on time scales short compared to the SHO evolution. We use both the stability of the coherent states and their lack of overlap to argue heuristically that they span a two dimensional subspace, which is effectively decoupled from the rest of the SHO Hilbert space at early times. Based on these considerations, we model the superposition of coherent states in Eqn. 3 (used to generate Fig. 1) with a single qubit coupled to an environment and undertake analytical calculations of early time behavior using perturbation theory in the small time parameter.

As with the full SHO case, we start with a pure product state at $t = 0$ with no initial entanglement. At $t = 0$ the system (now just a qubit) is a two-state superposition and the environment is in some pure state which we call $|\phi_e\rangle$:

$$\begin{aligned} |\psi_w(0)\rangle &= |\psi_s(0)\rangle |\phi_e\rangle \\ &= (a|\uparrow\rangle + b|\downarrow\rangle) |\phi_e\rangle. \end{aligned} \quad (6)$$

Here a and b can be complex, and $|a|^2 + |b|^2 = 1$. We consider a Hamiltonian given by:

$$H_w \equiv H = \lambda(|\uparrow\rangle\langle\uparrow| H_e^\uparrow + |\downarrow\rangle\langle\downarrow| H_e^\downarrow) \quad (7)$$

where λ is a real parameter to adjust the strength of the interaction, and H_e^\uparrow and H_e^\downarrow only operate in the subspace of the environment. We will refer to H_w as H for brevity in what follows.

We take H_e^\uparrow , H_e^\downarrow , and H to all be time independent, and we generally allow $H_e^\uparrow H_e^\downarrow \neq H_e^\downarrow H_e^\uparrow$. For most of what follows, no additional assumptions are made about the eigenvalue spectra of the H_e ’s or the dimensionality of the environment. We note that H in Eqn. 7 is very similar to what we call the “reduced Caldeira-Leggett” (RCL) model Hamiltonian in [9], although there we considered the special case where $H_e^\uparrow = -H_e^\downarrow$. We call the model we use here an RCL model as well, and note that as discussed in [9] this model will einselect the pointer states $|\uparrow\rangle$ and $|\downarrow\rangle$.

Working in the Schrodinger picture with:

$$i\hbar \frac{\partial}{\partial t} |\psi\rangle = H |\psi\rangle \quad U(t) = e^{-\frac{iHt}{\hbar}} \quad (8)$$

we can perturbatively compute the state of the system and environment at a short time $t = \Delta$, using the series expansion of the time evolution operator

$$\begin{aligned} |\psi_w(\Delta)\rangle &= U(\Delta) |\psi_w(0)\rangle \\ &= \left(1 - \frac{iH\Delta}{\hbar} - \frac{1}{2} \frac{(H\Delta)^2}{\hbar^2} + O(\Delta^3)\right) |\psi_w(0)\rangle. \end{aligned} \quad (9)$$

The result is:

$$\begin{aligned} |\psi_w(\Delta)\rangle &= (a|\uparrow\rangle + b|\downarrow\rangle) |\phi_e\rangle \\ &\quad - \frac{i\Delta\lambda}{\hbar} (a|\uparrow\rangle H_e^\uparrow |\phi_e\rangle + b|\downarrow\rangle H_e^\downarrow |\phi_e\rangle) \\ &\quad - \frac{\Delta^2\lambda^2}{2\hbar^2} (a|\uparrow\rangle H_e^\uparrow H_e^\uparrow |\phi_e\rangle + b|\downarrow\rangle H_e^\downarrow H_e^\downarrow |\phi_e\rangle). \end{aligned} \quad (10)$$

We have found the important leading order behavior occurs at second order, so we keep terms up to $O(\Delta^2)$ in what follows.

B. System Reduced Density Matrix

We compute the reduced density matrix of the system after a short time $t = \Delta$:

$$\rho_s(t = \Delta) = \text{Tr}_e(|\psi_w(\Delta)\rangle\langle\psi_w(\Delta)|). \quad (11)$$

The result expressed in the $|\uparrow\rangle, |\downarrow\rangle$ basis is:

$$\rho_s(\Delta) = \begin{bmatrix} aa^* & ab^*(1 + i\beta\Delta - \eta\Delta^2) \\ ba^*(1 - i\beta\Delta - \eta^*\Delta^2) & bb^* \end{bmatrix} \quad (12)$$

where the coefficients β and η are given by:

$$\beta = \frac{\lambda}{\hbar} (\langle \phi_e | H_e^\downarrow | \phi_e \rangle - \langle \phi_e | H_e^\uparrow | \phi_e \rangle) \quad (13)$$

$$\eta = \frac{\lambda^2}{\hbar^2} \left(\frac{\langle \phi_e | H_e^\uparrow H_e^\uparrow | \phi_e \rangle + \langle \phi_e | H_e^\downarrow H_e^\downarrow | \phi_e \rangle}{2} - \langle \phi_e | H_e^\downarrow H_e^\uparrow | \phi_e \rangle \right). \quad (14)$$

To obtain the above it is necessary to recognize that $\langle \phi_e | H_e^\downarrow | \phi_e \rangle$ and $\langle \phi_e | H_e^\uparrow | \phi_e \rangle$ are real numbers, but that

$\langle \phi_e | H_e^\uparrow H_e^\downarrow | \phi_e \rangle$ can be complex (since $H_e^\uparrow H_e^\downarrow \neq H_e^\downarrow H_e^\uparrow$). This requires β to be purely real, but allows η to be complex. It follows that the system density matrix in Eqn. 12 is Hermitian and properly normalized since $\rho^\dagger = \rho$, and $\text{Tr}[\rho] = |a|^2 + |b|^2 = 1$.

C. Eigenvalues and eigenvectors of ρ_s

We use the general analytic form for the eigenvalues and eigenstates of a 2×2 Hermitian matrix. After obtaining the exact solutions from Eqn. 12, we then compute the series expansions in Δ —keeping terms to $O(\Delta^2)$ —to obtain the following perturbative expressions:

$$|\psi_1\rangle = \left(\frac{b^*}{|b|} \right) \left[a \left(1 + i\beta\Delta + \Delta^2 \left[\epsilon \left(\frac{2|a|^2|b|^2 + |a|^2}{2} \right) - \eta \right] \right) |\uparrow\rangle + b \left(1 + \Delta^2 \epsilon \left(\frac{2|a|^2|b|^2 - |a|^2}{2} \right) \right) |\downarrow\rangle \right] \quad (15)$$

$$|\psi_2\rangle = \left(\frac{-a}{|a|} \right) \left[b^* \left(1 + i\beta\Delta + \Delta^2 \left[\epsilon \left(\frac{2|a|^2|b|^2 + |b|^2}{2} \right) - \eta \right] \right) |\uparrow\rangle - a^* \left(1 + \Delta^2 \epsilon \left(\frac{2|a|^2|b|^2 - |b|^2}{2} \right) \right) |\downarrow\rangle \right] \quad (16)$$

with associated eigenvalues:

$$p_1 = 1 - |a|^2|b|^2\epsilon\Delta^2 \quad (17)$$

$$p_2 = |a|^2|b|^2\epsilon\Delta^2 \quad (18)$$

where the parameter ϵ is defined by:

$$\epsilon \equiv \eta + \eta^* - \beta^2. \quad (19)$$

We note that ϵ can also be written as

$$\epsilon = \frac{\lambda^2}{\hbar^2} \left[\langle \phi_e | (H_e^\downarrow - H_e^\uparrow)^2 | \phi_e \rangle - (\langle \phi_e | (H_e^\downarrow - H_e^\uparrow) | \phi_e \rangle)^2 \right] \quad (20)$$

(using Eqns. 13 and 14). Equation 20 shows that ϵ is just the variance of $\frac{\lambda}{\hbar}(H_e^\downarrow - H_e^\uparrow)$, so $\epsilon \geq 0$ by definition. Furthermore, $\epsilon = 0$ is a degenerate case where einselection does not occur—you can see, for example, that when $\epsilon = 0$ the second eigenvalue in Eqn. 18 exactly disappears and the only state remaining with any probability is the initial state. Thus, for cases of interest here $\epsilon > 0$. Also note that $\langle \psi_1 | \psi_2 \rangle = \langle \psi_2 | \psi_1 \rangle = 0 + O(\Delta^3)$ and $\langle \psi_1 | \psi_1 \rangle = \langle \psi_2 | \psi_2 \rangle = 1 + O(\Delta^3)$, as you would expect from an $O(\Delta^2)$ calculation.

Inspecting Eqns. 15 and 16, the zeroth order terms identify $|\psi_1\rangle$ with the original state of the system ($|\psi_s(0)\rangle$ from Eqn. 6 apart from an irrelevant overall phase) and $|\psi_2\rangle$ as the orthogonal state. In a two dimensional Hilbert space, there is (up to an overall phase) only one orthogonal state to $|\psi_1\rangle$. From the way a and b alternate locations in the expressions for $|\psi_1\rangle$ vs $|\psi_2\rangle$, one can see that

the two states have the “mirror image” feature which led us to call the second eigenstate a “copycat” state in Fig. 1. Thus, we see that at very early times the copycat profile is achieved automatically in this simple illustration.

We noted in the introduction that the initial time evolution of the copycat state appeared to be “slow” in our numerical simulations. This is also apparent in our analytic solutions—they show the time dependence of the eigenstates and their associated probabilities to be quadratic to leading order modulo a linear complex phase (which we have by convention placed in the coefficients of $|\uparrow\rangle$). The quadratic early time dependence of the eigenvalues has been anticipated before by calculations in [3, 14]—where their “rate of deseparation” is analogous to the quantity $|a|^2|b|^2\epsilon$ —but the eigenstate solutions and their copycat nature is a new feature of our analysis.

IV. FURTHER PERTURBATIVE ANALYSIS

A. Continued evolution of eigenstates

To investigate what happens to the system density matrix eigenstates after the copycat state appears, let us again consider Eqns. 15 and 16. At the onset of the copycat process, for small $t = \Delta$, the system has already begun to decohere, but einselection has hardly started. While the system and environment are clearly entangled,

the system density matrix eigenstates are not yet described by the pointer states $|\uparrow\rangle$ and $|\downarrow\rangle$ of the Hamiltonian in Eqn. 7.

We now explore the perturbative behavior as Δ increases. Here we focus on $|\psi|^2$ of each eigenstate, given by

$$\begin{aligned} \langle\psi_1|\psi_1\rangle &= |a|^2 \left[1 + \epsilon\Delta^2(2|a|^2|b|^2 - |b|^2) \right] \langle\uparrow|\uparrow\rangle \\ &\quad + |b|^2 \left[1 + \epsilon\Delta^2(2|a|^2|b|^2 - |a|^2) \right] \langle\downarrow|\downarrow\rangle \end{aligned} \quad (21)$$

$$\begin{aligned} \langle\psi_2|\psi_2\rangle &= |b|^2 \left[1 + \epsilon\Delta^2(2|a|^2|b|^2 - |a|^2) \right] \langle\uparrow|\uparrow\rangle \\ &\quad + |a|^2 \left[1 + \epsilon\Delta^2(2|a|^2|b|^2 - |b|^2) \right] \langle\downarrow|\downarrow\rangle \end{aligned} \quad (22)$$

where we have made use of Eqn. 19.

For $\epsilon > 0$ —which is true in all cases where our analysis holds (see the discussion below Eqns. 19 and 20)—we can re-write Eqns. 21 and 22 as:

$$\langle\psi_1|\psi_1\rangle = |a|^2 \left[1 + C_1^\uparrow(\Delta) \right] \langle\uparrow|\uparrow\rangle + |b|^2 \left[1 + C_1^\downarrow(\Delta) \right] \langle\downarrow|\downarrow\rangle \quad (23)$$

$$\langle\psi_2|\psi_2\rangle = |b|^2 \left[1 + C_2^\uparrow(\Delta) \right] \langle\uparrow|\uparrow\rangle + |a|^2 \left[1 + C_2^\downarrow(\Delta) \right] \langle\downarrow|\downarrow\rangle \quad (24)$$

and construct the following chart for the sign of the time dependent coefficients as time increases:

Original State	$C_1^\uparrow(\Delta)$	$C_1^\downarrow(\Delta)$	$C_2^\uparrow(\Delta)$	$C_2^\downarrow(\Delta)$
$ a ^2 > b ^2$	+	-	-	+
$ a ^2 < b ^2$	-	+	+	-
$ a ^2 = b ^2$	0	0	0	0

Comparing Eqns. 21 and 22 with Eqns. 23, 24, and the chart illustrates that the subsequent evolution of the system eigenstates towards einselection is determined by the hierarchy of $|a|^2$ and $|b|^2$, the initial system probabilities—and that interactions with the environment control how fast this evolution occurs through the parameter ϵ .

For example, suppose the initial state of the system is such that $|a|^2 > |b|^2$ at $t = 0$. As $t = \Delta$ grows we see that the probability to observe $|\psi_1\rangle$ in the $|\uparrow\rangle$ state increases, since $C_1^\uparrow(\Delta)$ is increasing over time, and that the probability of observing $|\psi_1\rangle$ in the $|\downarrow\rangle$ state is decreasing by the same token. The exact opposite trends occur in $|\psi_2\rangle$, the orthogonal state. So long as $\langle\psi_1|\psi_1\rangle = \langle\psi_2|\psi_2\rangle = 1 + O(\Delta^3)$ is preserved (namely that the perturbation expansion remains valid), the full system will exhibit these trends. The system approaches complete einselection once $1 + C_1^\uparrow(\Delta) \approx 1 + C_2^\uparrow(\Delta) \approx 0$. An exactly analogous explanation occurs for the case of $|a|^2 < |b|^2$.

For the case of $|a|^2 = |b|^2$, all time dependent coefficients vanish for a properly normalized state to leading

order $O(\Delta^2)$. One could interpret this as evidence for a static system—that after the onset of the copycat process no further evolution of the eigenstates occurs. However, in the exactly degenerate limit $|a|^2 = |b|^2$ all states are equally “good” eigenstates of the system density matrix, so einselection into a specific basis of pointer states has no meaning in this limit.²

B. Decoherence Time

Full einselection will take place on the timescale set by the decoherence processes. A system that has fully einselected will have the off-diagonal elements of its density matrix close to zero when ρ_s is expressed in the pointer state basis [2]. Although this stage is only reached outside of the range of our perturbative calculations, we can still estimate the decoherence time by solving for the value of Δ where the off-diagonal elements are zero for our perturbative calculations. Applying this to Eqn. 12 gives:

$$\begin{aligned} \rho_{|\uparrow\rangle\langle\downarrow|} &= ab^* \left(1 + i\beta\Delta - \eta\Delta^2 \right) = 0 \\ \rho_{|\downarrow\rangle\langle\uparrow|} &= ba^* \left(1 - i\beta\Delta - \eta^*\Delta^2 \right) = 0 \end{aligned} \quad (25)$$

which can be rewritten as

$$ab^* + ba^* + i\beta\Delta(ab^* - ba^*) - \Delta^2(ab^*\eta + ba^*\eta^*) = 0 \quad (26)$$

$$ab^* - ba^* + i\beta\Delta(ab^* + ba^*) - \Delta^2(ab^*\eta - ba^*\eta^*) = 0. \quad (27)$$

Solving Eqns. 26 and 27 together and simplifying yields the following perturbative estimate for the decoherence time:

$$\Delta_d = \sqrt{\frac{2}{\eta + \eta^*}} \quad (28)$$

where η is given by Eqn. 14. Note that this result is independent of a and b (the initial state of the system). We have compared this expression with our numerical work and found it gives reasonable estimates of the decoherence time.

C. Spin Observables

Here we consider the behavior of the Pauli spin operators in our RCL solutions. This will allow contact to be

² In cases with very small deviations away from complete degeneracy, small irregularities (due, for example, to the finite size of the environment) can disrupt any tendency toward einselection. We have seen this phenomenon in our numerical work, where for sufficiently degenerate cases finite size effects introduced large random fluctuations which dominated over the einselection process.

made with various experimental contexts such as NMR and quantum computing [1, 6, 15].

Our basis states for our system density matrix, $\{|\uparrow\rangle, |\downarrow\rangle\}$, can be identified with the S_z eigenbasis for spin- $\frac{1}{2}$, so we can compute the expectation values for the spin operators S_x , S_y and S_z by

$$\langle S_i \rangle = \text{Tr}(\rho_s S_i) = \frac{\hbar}{2} \text{Tr}(\rho_s \sigma_i) \quad (29)$$

where the σ_i are the usual Pauli matrices

$$\sigma_x = \begin{bmatrix} 0 & 1 \\ 1 & 0 \end{bmatrix} \quad \sigma_y = \begin{bmatrix} 0 & -i \\ i & 0 \end{bmatrix} \quad \sigma_z = \begin{bmatrix} 1 & 0 \\ 0 & -1 \end{bmatrix}. \quad (30)$$

This gives

$$\langle S_z \rangle = \frac{\hbar}{2} (|a|^2 - |b|^2) \quad (31)$$

$$\langle S_x \rangle = \frac{\hbar}{2} (2\text{Re}[ab^*] - 2\beta\Delta\text{Im}[ab^*] - 2\Delta^2\text{Re}[ab^*\eta]) \quad (32)$$

$$\langle S_y \rangle = \frac{\hbar}{2} (-2\text{Im}[ab^*] - 2\beta\Delta\text{Re}[ab^*] + 2\Delta^2\text{Im}[ab^*\eta]). \quad (33)$$

Note that the system will have fully decohered/completed einselection when $\langle S_x \rangle = \langle S_y \rangle = 0$. For our perturbative expressions, this condition is the same as that imposed by Eqns. 26 and 27.

V. BEYOND PERTURBATION THEORY

An intriguing part of the copycat process is that its general features are agnostic about the spectrum of the environment. The Hamiltonian in Eqn. 7 used to derive our results thus far makes no assumptions about the pieces that operate on the state of the environment, H_e^\uparrow and H_e^\downarrow , except that they are time independent. This gives our results a flavor of generality often missing from canonical toy models in the literature—reviewed in [1, 7] and others—which typically make specific assumptions of “ohmic” environments and the like in order to arrive at concrete mathematical expressions.

However, if we do further specify H_e^\uparrow and H_e^\downarrow we can compute a non-perturbative version of the density matrix in Eqn. 12, closely following an approach by Zurek for a similar model [11]. This has two benefits. First, it is possible to re-derive a form of the copycat results as leading order terms in the time series expansion of the non-perturbative solutions—as should be the case. Second, a non-perturbative approach allows us to interpret the full time range of our numerical results discussed in [9] from an analytic perspective.

A. An Alternate Derivation

To derive a non-perturbative version of Eqn. 12, we begin by specifying the following:

$$H_e^\uparrow = \sum_i^N \hbar \omega_i |\omega_i\rangle \langle \omega_i| \quad (34)$$

$$H_e^\downarrow = \sum_i^N \hbar f^{\uparrow\downarrow} \omega_i |\omega_i\rangle \langle \omega_i| \quad (35)$$

so that

$$\omega_i^\downarrow = f^{\uparrow\downarrow} \omega_i^\uparrow \quad (36)$$

i.e. H_e^\uparrow and H_e^\downarrow are almost identical, except for a tuneable real dimensionless constant $f^{\uparrow\downarrow}$. (The RCL model discussed in [9] has this form with $f^{\uparrow\downarrow} = -1$.) This simplifying assumption about the relationship between H_e^\uparrow and H_e^\downarrow enables the analysis which follows.

We can express the state of the environment in the energy eigenbasis of H_e^\uparrow and H_e^\downarrow , so that

$$|\phi_e\rangle = \sum_i^N \alpha_i |\omega_i\rangle \quad (37)$$

with the normalization condition:

$$\sum_i^N |\alpha_i|^2 = 1. \quad (38)$$

Both the ACL and RCL models operate within a finite dimensional Hilbert space, so we have made that explicit in our forms for H_e^\uparrow and H_e^\downarrow . The exact frequency spectrum of the ω_i 's is still arbitrary. However, when comparisons with our numerical work are made in the next section, we will take their distribution to be random and centered around zero—to coincide with the random nature of H_e^\uparrow and H_e^\downarrow in the ACL model [9].

Given the definitions in Eqns. 34–38, we can re-express the original state of the system and environment as:

$$|\psi_w(0)\rangle = (a|\uparrow\rangle + b|\downarrow\rangle) \otimes \sum_i^N \alpha_i |\omega_i\rangle \quad (39)$$

and the RCL Hamiltonian originally given in Eqn. 7 becomes:

$$\begin{aligned} H_w = & (\lambda|\uparrow\rangle \langle \uparrow| \otimes \sum_i^N \hbar \omega_i |\omega_i\rangle \langle \omega_i|) \\ & + (\lambda|\downarrow\rangle \langle \downarrow| \otimes \sum_i^N \hbar \omega_i f^{\uparrow\downarrow} |\omega_i\rangle \langle \omega_i|) \end{aligned} \quad (40)$$

Since we have made the eigenvalues of our Hamiltonian explicit from the start, we may write down the full time

evolved state as:

$$|\psi_w(t)\rangle = (a \sum_i^N \alpha_i e^{-i\lambda\omega_i t} |\uparrow\rangle \otimes |\omega_i\rangle) + (b \sum_i^N \alpha_i e^{-i\lambda f^{\uparrow\downarrow}\omega_i t} |\downarrow\rangle \otimes |\omega_i\rangle) \quad (41)$$

Tracing over the environment then gives the following system density matrix:

$$\rho_s(t) = |a|^2 |\uparrow\rangle \langle\uparrow| + ab^* z(t) |\uparrow\rangle \langle\downarrow| + ba^* z^*(t) |\downarrow\rangle \langle\uparrow| + |b|^2 |\downarrow\rangle \langle\downarrow| \quad (42)$$

where the quantity $z(t)$ has been called the correlation amplitude or decoherence factor [2, 6, 11, 15] for similar toy models and is given in our notation by:

$$z(t) = \sum_i^N |\alpha_i|^2 e^{-it\lambda\omega_i(1-f^{\uparrow\downarrow})} \quad (43)$$

Note that $z(t)$ is a sum of complex exponentials that directly depends on the difference in eigenvalues of our two environmental Hamiltonians. As Zurek originally discussed in [11], the quantity $|\alpha_i|^2$ describes the probability of finding the environment in the different eigenstates of the interaction Hamiltonian, and it is possible to show that the average value of $z(t)$ will approach zero for sufficiently long times, effectively damping out the off-diagonal system density matrix elements.

Together Eqns. 42 and 43 are the non-perturbative version of the system density matrix in Eqn. 12, for the specific realization of environment parameters given by Eqns. 34 - 38. To show how these results connect with the copycat process solutions, first write $z(t)$ in terms of trigonometric functions.

$$z(t) = \sum_i^N |\alpha_i|^2 [\cos(\lambda\omega_i(1-f^{\uparrow\downarrow})t) - i \sin(\lambda\omega_i(1-f^{\uparrow\downarrow})t)] \quad (44)$$

Then we take the limit $t \rightarrow \Delta$ by keeping only the first non-trivial term in each trigonometric function's series expansion. We still keep the sum over the states of the environment, all we are doing is an early time expansion. This yields:

$$\begin{aligned} z(\Delta) &= 1 + i \sum_i^N |\alpha_i|^2 \lambda\omega_i (f^{\uparrow\downarrow} - 1) \Delta \\ &\quad - \sum_i^N |\alpha_i|^2 \omega_i^2 \frac{\lambda^2 (f^{\uparrow\downarrow} - 1)^2}{2} \Delta^2 \\ &= 1 + i\beta\Delta - \eta\Delta^2 \end{aligned} \quad (45)$$

which is exactly the time dependent off-diagonal element in Eqn. 12, given the definitions in Eqns. 34 - 38. One can verify the equivalence between the two lines of Eqn. 45 by starting with the definitions of β and η given by Eqns. 13

and 14, and then substituting in the specific forms of H_e^\uparrow , H_e^\downarrow , and $|\phi_e\rangle$ given in this section—the result will be the same as Eqn. 45. An analogous expression for $z^*(\Delta)$ holds, which enables us to re-express Eqn. 12 as

$$\begin{aligned} \rho_s(\Delta) &= |a|^2 |\uparrow\rangle \langle\uparrow| + ab^* z(\Delta) |\uparrow\rangle \langle\downarrow| \\ &\quad + ba^* z^*(\Delta) |\downarrow\rangle \langle\uparrow| + |b|^2 |\downarrow\rangle \langle\downarrow| \end{aligned} \quad (46)$$

From Eqns. 45 and 46, one can then go on to determine the eigenvalues, eigenvectors and decoherence time of the system density matrix. The results will match the more general calculations in Sections III and IV, for the specific versions of η and β given in Eqn. 45.

To summarize, in this section we have derived a specific realization of the copycat results as leading order terms in the time series expansion of Eqns. 42 and 43. Note that if the relationship between H_e^\uparrow and H_e^\downarrow in Eqns. 34 and 35 was more complicated—if they did not share the same energy eigenbasis or if the relationship between eigenvalues was non-linear, for example—then a derivation of the early time density matrix from a non-perturbative approach might not proceed as smoothly as we just described. However, the early time results of Sect. III will have a more general range of validity.

B. Comparison with numerical results

In this section we consider two quantities that depend strongly on the off-diagonal elements of the system density matrix—the linear entropy and $\langle S_x \rangle$ —and compare numerical non-perturbative results to semi-analytic early-time expressions.

The linear entropy for a density matrix is defined as:

$$S_l(\rho) = 1 - \text{Tr}[\rho^2] \quad (47)$$

which is bounded according to $0 \leq S_l \leq 1$ [7]. For the system density matrix given in our perturbative analysis (Eqn. 12), this yields:

$$S_{l,P} = 2|a|^2|b|^2\epsilon\Delta^2 + O(\Delta^3) \quad (48)$$

with ϵ given by:

$$\epsilon = \lambda^2 (f^{\uparrow\downarrow} - 1)^2 \left[\sum_i^N \omega_i^2 |\alpha_i|^2 - \left(\sum_i^N \omega_i |\alpha_i|^2 \right)^2 \right] \quad (49)$$

assuming Eqns. 34 - 38 from the previous section.

For the non-perturbative case, given Eqns. 42 and 43, one obtains:

$$S_{l,NP} = 1 - |a|^4 - |b|^4 - 2|a|^2|b|^2|z(t)|^2 \quad (50)$$

with

$$|z(t)|^2 = \sum_{i,j}^N |\alpha_i|^2 |\alpha_j|^2 e^{-i\lambda(1-f^{\uparrow\downarrow})(\omega_i - \omega_j)t} \quad (51)$$

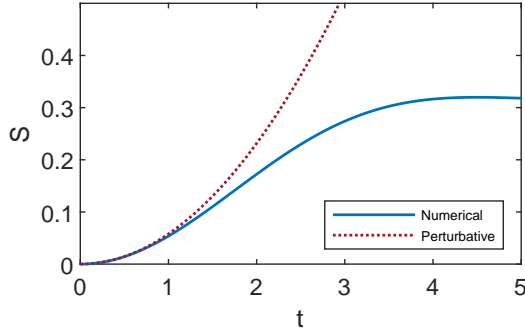


FIG. 2. Linear entropy curves. Solid: Non-perturbative (corresponding to numerically evaluating Eqns. 50 and 51). Dotted: Perturbative expression from Eqn. 48, using ϵ (given by Eqn. 49) drawn from the same numerical calculation shown.

Figure 2 shows the perturbative and non-perturbative linear entropies as functions of time. To numerically generate the non-perturbative solid curve, our simulations effectively evaluate the summation in Eqn. 51 followed by Eqn. 50 at each time-step and plot the result. For the dotted curve corresponding to Eqn. 48, the summation in Eqn. 49 is evaluated once numerically and then the expression in Eqn. 48 is plotted for the same time-steps as those used for Eqn. 50. For both curves: $a = 1/\sqrt{5}$, $b = 2/\sqrt{5}$, $f^{\uparrow\downarrow} = -1$, and the distribution of environmental frequencies, ω_i , is taken to be random and centered around zero—to coincide with the random nature of H_e^{\uparrow} and H_e^{\downarrow} in the ACL model [9].

Next, consider $\langle S_x \rangle$. For the early-time regime we simply have Eqn. 32, reprinted here:

$$\langle S_x \rangle_P = \frac{\hbar}{2} \left(2\text{Re}[ab^*] - 2\beta\Delta\text{Im}[ab^*] - 2\Delta^2\text{Re}[ab^*\eta] \right) \quad (52)$$

with the quantities η and β as defined in Eqn. 45. For the non-perturbative case we obtain:

$$\langle S_x \rangle_{NP} = \frac{\hbar}{2} (2\text{Re}[ab^*z(t)]) \quad (53)$$

with $z(t)$ given by Eqn. 43.

Figure 3 shows the perturbative and non-perturbative results for $\langle S_x \rangle$ as a function of time. As with the linear entropy, the non-perturbative curve was generated numerically in our simulations essentially by evaluating Eqn. 53 for each time step, while the early-time result is the analytical function in Eqn. 52 with the summations for η and β in Eqn. 45 evaluated numerically. The values for a , b , $f^{\uparrow\downarrow}$, and ω_i are the same as in Fig. 2, and we take $\hbar = 1$.

We note here that the RCL model is not highly efficient at completing the process of einselection, as evidenced by the small oscillation around zero of the numerical curve

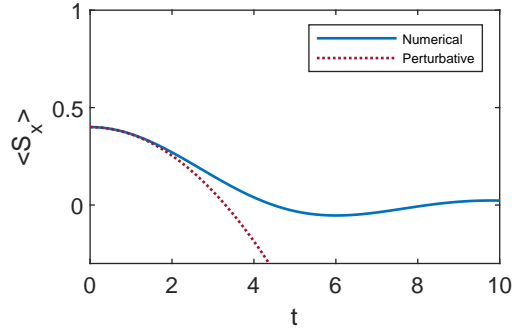


FIG. 3. $\langle S_x \rangle$, giving the real part of the off-diagonal element of ρ_s . The solid curve is non-perturbative, corresponding to numerically evaluating Eqn 53. The dotted curve corresponds to the early time analytic expression in Eqn. 52, with the quantities defined in Eqn 45 drawn from the numerical calculation. We take $\hbar = 1$.

in Fig. 3. We further discuss the interpretation of these oscillations in [9] and link them to phenomena seen in NMR experiments. We also identify a modification to the RCL model which reduces these oscillations, thereby further illuminating their physical origins.

Both Figs. 2 and 3 demonstrate that the perturbative regime can be a sizable portion of the full time evolution of the system's linear entropy and $\langle S_x \rangle$. The duration may vary somewhat for different system-environment coupling strengths or environmental frequency spectra, but the overall presence of a significant period of quadratic time behavior is clear.

VI. DISCUSSION AND CONCLUSIONS

In this paper we have identified and described unique early time behavior of a quantum system interacting with its environment—the copycat process. The copycat process is a new and potentially important addition to the narrative of decoherence and einselection. By considering the evolution of the system density matrix from an eigenstate perspective, we were able to recognize the early-time emergence of a distinct transiently stable “copycat” state, as illustrated in Fig. 1. We have derived the same effect analytically in Sect. III, and then utilize the solutions and their implications to obtain new insights into how small quantum systems einselect in Sects. IV and V. Furthermore, the comparison with our numerical work in section V.B demonstrates that one might expect key features of the copycat process to dominate for a significant portion of the full time to full einselection.

The generality of our results in Sects. III and IV is also noteworthy. As we briefly commented in Sect. V, an intriguing part of the copycat process is that it is

agnostic about the spectrum of the environment. The Hamiltonian in Eqn. 7 used to derive the copycat results makes no assumption of any of the standard environmental spectra—such as “ohmic” environments—typically employed in the literature to make analytical progress [1, 7], and it also does not assume the random environment that we utilize for our numerical work in section V.B and [9]. This suggests that the onset of einselection could begin with the copycat process in a wide variety of cases.

While we acknowledge our analytical modelling of system-environment interactions is fairly simplified in the RCL model, our numerical work with the ACL model in [9] demonstrates that the copycat process persists even in the presence of strong self Hamiltonians of the system and environment. Furthermore, we expect the copycat process to be present in some form for larger and more complicated systems. The orthogonal nature of the copycat eigenstates might be unsurprising for the two-state system results—the small Hilbert space greatly limits the possibilities—but we have also seen that the same copycat behavior holds for superpositions of two coherent states of an SHO.

When the evolution of the global (w) system is unitary, the evolution of a subsystem density matrix is always deterministic. Thus (except for the case of degenerate eigenvalues) the evolution the density matrix eigenstates is also deterministic. The copycat process is an example of a form of this deterministic evolution which generically appears in two state systems, as well as some larger systems that are started in “two cat” states.

To explore further, in Appendix A we extend our analytical perturbative analysis to the case where the system is a *qutrit*. There we see that many of the same copycat features appear, although the pattern of early quadratic behavior is partially broken by the possibility of linear evolution in the (2d) system subspace orthogonal to the original system state.

Exploring further still, Fig. 4 shows the evolution of a particular example with a higher dimensional system, set up in a form that might be thought of as “eight Schrödinger cats.” In that case we did observe overall quadratic behavior to leading order, resulting in the same transient stability. One would be hard pressed to describe the states that appear in the right column as “copycat states,” but these are the states which emerge from the deterministic Schrödinger evolution in the w space for the particular chosen initial state. These results give some sense how the equivalent process can look in a more complex situation.

There are several connections between the results we present here and the existing literature. Early-time quadratic decay of the off-diagonal elements of the system density matrix for decohering systems has been mentioned to varying degrees in several places [1, 3, 5–7, 11, 14–18]. However, these references typically do not look explicitly at the eigenstates of ρ_s . Other explorations of the early-time behavior of open quantum sys-

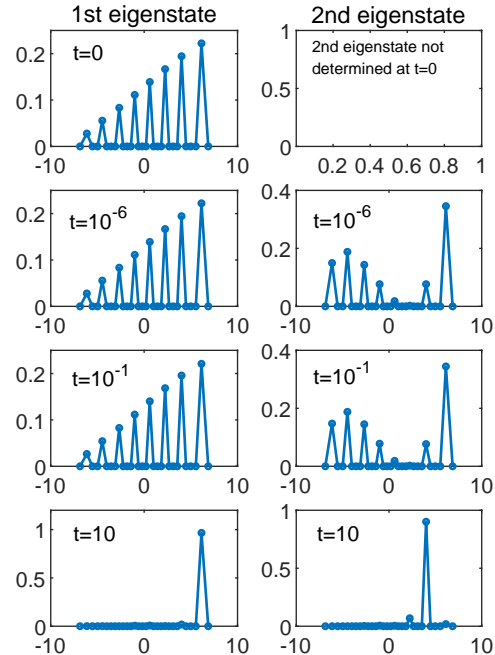


FIG. 4. The evolution of an initial eight-cat state, showing the top two eigenstates of ρ_s . The term “copycat” might not be a great description of the second eigenstate, but we have found that the quadratic transient stability is still present. The process of einselection is essentially complete at the final time shown. We use the RCL model, with a $d = 30$ qudit system. The markers show the amplitude squared for each basis vector, and the lines are added for illustrative purposes.

tems appear in discussions of the “quantum Zeno paradox” [7, 19, 20], where the behavior of the system density matrix eigenstates is also typically not considered.

Generally, we have found that features of the evolution that might be associated with “decay,” or the onset of entanglement, are quadratic to leading order. Such features are controlled by the *eigenvalues* of ρ_s , which are always quadratic (to leading order) in our results and in the literature we cite here. We have also quite generally found aspects of the evolution which are *linear* at lowest order in time. These aspects describe evolution of the system in ways not associated with the onset of entanglement. For example, the linear piece $\propto \beta$ in Eqns. 15 and 16 describes the evolution of the relative phase between the coefficients of the pointer states, and in Appendix A we saw a real linear part to the evolution of the second and third eigenstates of ρ_s .

We also note that many approaches to studying decoherence and einselection—see reviews in [1, 7], for example—utilize a master equation approach to analyze the time evolution of the system density matrix.

As discussed in [9], this master equation approach typically carries with it assumptions of Markovian evolution and the resulting exponential decay of off-diagonal system density matrix elements. Even within the master equation approach it is known that exponential decay is not always valid [1, 7, 21], however the exponential case remains the focus of much of the literature. There are some exceptions to this focus. Zurek and collaborators [6, 11, 15] explicitly note the generally dominant early quadratic behaviors and point out that, in the context of the formalisms they develop, the exponential behavior is a very special case. And Peres [22] offers a general analysis of the diverse range of possible behaviors. Our approach in this paper and in our numerical work [9] is agnostic of Markovian assumptions by simply solving the Schrödinger equation directly. This has led to us observing more complicated non-Markovian time dependence in our system density matrix, including the copycat regime.

Looking forward, we are curious whether our calculations of the copycat process could provide a useful tool for studying decoherence and einselection in open quantum systems. Examining the time dependence of the system density matrix eigenstates and eigenvalues allows one to see the system smoothly transition from an initial quantum superposition to a classical mixture of pointer states, with the copycat process describing the first stages of this transition.

VII. ACKNOWLEDGEMENTS

We are grateful to F. Anza, N. Curro, P. Coles, B. Nachtergaele, R. Singh, A. Sornborger, and Z. Wang for valuable conversations. This work was supported in part by the U.S. Department of Energy, Office of Science, Office of High Energy Physics QuantISED program under Contract No. KA2401032.

Appendix A: The qutrit RCL

Here we extend our perturbative treatment of the RCL model to the case where the single qubit system is replaced with a *qutrit*. This enables us, among other things, to study the evolution of three cat Schrödinger cat initial states.

Our results show that the early time behavior of the eigenvalues is quadratic to leading order, as we have already shown analytically in the qubit case and have also observed numerically in much larger systems. In many respects the behavior of the eigenstates also reflects what we saw for the qubit case. However, we have identified circumstances where the leading behavior of the second and third eigenstates has a real linear contribution, in contrast to the qubit case where the linear piece just showed up in a relative phase.

The derivation is nearly identical to the treatment in

Section III, in that we begin with an initial state

$$|\psi_w(0)\rangle = (a|1\rangle + b|0\rangle + c|-1\rangle)|\phi_e\rangle \quad (\text{A1})$$

with $|a|^2 + |b|^2 + |c|^2 = 1$ and Hamiltonian of the form³

$$H_w = \lambda(|1\rangle\langle 1| H_e^1 + |0\rangle\langle 0| H_e^0 + |-1\rangle\langle -1| H_e^{-1}). \quad (\text{A2})$$

Following the same methods as Section III, we obtained the reduced density matrix

$$\rho_s = \begin{bmatrix} \rho_{|1\rangle\langle 1|} & \rho_{|1\rangle\langle 0|} & \rho_{|1\rangle\langle -1|} \\ \rho_{|0\rangle\langle 1|} & \rho_{|0\rangle\langle 0|} & \rho_{|0\rangle\langle -1|} \\ \rho_{|-1\rangle\langle 1|} & \rho_{|-1\rangle\langle 0|} & \rho_{|-1\rangle\langle -1|} \end{bmatrix} \quad (\text{A3})$$

with entries defined as:

$$\begin{aligned} \rho_{|1\rangle\langle 1|} &= aa^* \\ \rho_{|1\rangle\langle 0|} &= ab^*(1 + i\Delta\beta_{10} - \Delta^2\eta_{10} + i\Delta^3\nu_{10} + \Delta^4\kappa_{10}) \\ \rho_{|1\rangle\langle -1|} &= ac^*(1 + i\Delta\beta_{1-1} - \Delta^2\eta_{1-1} + i\Delta^3\nu_{1-1} + \Delta^4\kappa_{1-1}) \\ \rho_{|0\rangle\langle 1|} &= ba^*(1 - i\Delta\beta_{10} - \Delta^2\eta_{10}^* - i\Delta^3\nu_{10}^* + \Delta^4\kappa_{10}^*) \\ \rho_{|0\rangle\langle 0|} &= bb^* \\ \rho_{|0\rangle\langle -1|} &= bc^*(1 + i\Delta\beta_{0-1} - \Delta^2\eta_{0-1} + i\Delta^3\nu_{0-1} + \Delta^4\kappa_{0-1}) \\ \rho_{|-1\rangle\langle 1|} &= ca^*(1 - i\Delta\beta_{1-1} - \Delta^2\eta_{1-1}^* - i\Delta^3\nu_{1-1}^* + \Delta^4\kappa_{1-1}^*) \\ \rho_{|-1\rangle\langle 0|} &= cb^*(1 - i\Delta\beta_{0-1} - \Delta^2\eta_{0-1}^* - i\Delta^3\nu_{0-1}^* + \Delta^4\kappa_{0-1}^*) \\ \rho_{|-1\rangle\langle -1|} &= cc^*. \end{aligned} \quad (\text{A4})$$

It ends up being necessary to calculate the reduced density matrix to $O(\Delta^4)$, in order to not lose information when calculating the eigenvalues and eigenstates to $O(\Delta^2)$. The β and η parameters are defined analogously to Eqns. 13 and 14, i.e.

$$\beta_{ij} = \frac{\lambda}{\hbar} (\langle \phi_e | H_e^j | \phi_e \rangle - \langle \phi_e | H_e^i | \phi_e \rangle) \quad (\text{A5})$$

$$\eta_{ij} = \frac{\lambda^2}{\hbar^2} \left(\frac{\langle \phi_e | H_e^i H_e^i | \phi_e \rangle + \langle \phi_e | H_e^j H_e^j | \phi_e \rangle}{2} - \langle \phi_e | H_e^j H_e^i | \phi_e \rangle \right) \quad (\text{A6})$$

with

$$\epsilon_{ij} = \eta_{ij} + \eta_{ij}^* - \beta_{ij}^2 \quad (\text{A7})$$

and the additional third and forth order parameters, ν_{ij} and κ_{ij} , are defined according to:

$$\nu_{ij} = \frac{\lambda^3}{\hbar^3} \left(\frac{\langle \phi_e | (H_e^i)^3 | \phi_e \rangle - \langle \phi_e | (H_e^j)^3 | \phi_e \rangle}{6} + \frac{\langle \phi_e | (H_e^j)^2 H_e^i | \phi_e \rangle - \langle \phi_e | H_e^j (H_e^i)^2 | \phi_e \rangle}{2} \right) \quad (\text{A8})$$

$$\begin{aligned} \kappa_{ij} &= \frac{\lambda^4}{\hbar^4} \left(\frac{\langle \phi_e | (H_e^i)^4 | \phi_e \rangle + \langle \phi_e | (H_e^j)^4 | \phi_e \rangle}{24} \right. \\ &\quad \left. - \frac{\langle \phi_e | (H_e^j)^3 H_e^i | \phi_e \rangle + \langle \phi_e | H_e^j (H_e^i)^3 | \phi_e \rangle}{6} \right. \\ &\quad \left. + \frac{\langle \phi_e | (H_e^j)^2 (H_e^i)^2 | \phi_e \rangle}{4} \right). \end{aligned} \quad (\text{A9})$$

³ Note that the “-1” superscript here is an index, not an inverse operation.

Because this 3 x 3 system reduced density matrix is Hermitian, general analytical solutions for the eigenvalues and eigenstates exist [23, 24]. Using these exact solutions as a starting point, we then performed another sequence of series expansions for the small parameter $t = \Delta$ to obtain analytic solutions. For the sequence of series expansions we kept terms up to $O(\Delta^4)$, only truncating the results to $O(\Delta^2)$ at the end. As mentioned earlier, this is essential to not lose information when calculating the eigenvalues and eigenstates to $O(\Delta^2)$ —for example, one needs to keep up to $O(\Delta^4)$ to navigate the series expansion of the ratio involving a square root in Eqn. 9 of [23] correctly. The eigenvalues to lowest order in time are given by:

$$p_1 = 1 - \Delta^2 \left(|a|^2 |b|^2 \epsilon_{10} + |a|^2 |c|^2 \epsilon_{1-1} + |b|^2 |c|^2 \epsilon_{0-1} \right) \\ = 1 - \Delta^2 \lambda_1 \quad (\text{A10})$$

$$p_2 = \frac{\Delta^2}{2} \left(\lambda_1 + \sqrt{\Lambda} \right) \\ = \Delta^2 \lambda_2 \quad (\text{A11})$$

$$p_3 = \frac{\Delta^2}{2} \left(\lambda_1 - \sqrt{\Lambda} \right) \\ = \Delta^2 \lambda_3 \quad (\text{A12})$$

with

$$\Lambda = \lambda_1^2 + 4|a|^2 |b|^2 |c|^2 \left(|\eta_{0-1}|^2 + |\eta_{10}|^2 + |\eta_{1-1}|^2 \right. \\ \left. + \beta_{10} \beta_{1-1} \text{Re}[\eta_{0-1}] + \beta_{0-1} \beta_{1-1} \text{Re}[\eta_{10}] \right. \\ \left. - \beta_{0-1} \beta_{10} \text{Re}[\eta_{1-1}] - \text{Re}[\eta_{0-1} \eta_{10}] \right. \\ \left. - \text{Re}[\eta_{1-1} \eta_{0-1}^*] - \text{Re}[\eta_{1-1} \eta_{10}^*] \right). \quad (\text{A13})$$

To obtain the above it is necessary to recognize that

$$(\beta_{0-1} + \beta_{10} - \beta_{1-1}) = 0 \quad (\text{A14})$$

generically, simply following from the definition in Eqn. A5. This sets the leading order time dependence of the eigenvalues to be quadratic, as with the two-state results earlier in this paper. Note the $\pm\sqrt{\Lambda}$ part of Eqns. A11 and A12 is what saves p_2 and p_3 from being degenerate at $O(\Delta^2)$. In the limit that any of the initial state coefficients a , b , or c are sent to zero, we exactly recover the two state eigenvalues given by Eqns. 17 and 18 from Eqns. A10 - A13.

The normalized eigenstate results have the general form:

$$|\psi_1\rangle = \chi_1 |1\rangle + \gamma_1 |0\rangle + \zeta_1 |-1\rangle \quad (\text{A15})$$

$$|\psi_{2,3}\rangle = \chi_{2,3} |1\rangle + \gamma_{2,3} |0\rangle + \zeta_{2,3} |-1\rangle \quad (\text{A16})$$

where for the top eigenstate χ , γ , and ζ are defined by:

$$\chi_1 = \frac{x_0}{N_0} \left[1 + i \frac{x_1}{x_0} \Delta + \left(\frac{x_2}{x_0} - \frac{1}{2} \frac{N_2}{(N_0)^2} \right) \Delta^2 \right] \quad (\text{A17})$$

$$\gamma_1 = \frac{y_0}{N_0} \left[1 + i \frac{y_1}{y_0} \Delta + \left(\frac{y_2}{y_0} - \frac{1}{2} \frac{N_2}{(N_0)^2} \right) \Delta^2 \right] \quad (\text{A18})$$

$$\zeta_1 = \frac{1}{N_0} \left[1 - \frac{1}{2} \frac{N_2}{(N_0)^2} \Delta^2 \right] \quad (\text{A19})$$

given

$$N_0 = \sqrt{1 + |x_0|^2 + |y_0|^2} \quad (\text{A20})$$

$$N_2 = |x_1|^2 + |y_1|^2 + 2\text{Re}[x_0 x_2^*] + 2\text{Re}[y_0 y_2^*] \quad (\text{A21})$$

with

$$y_0 = \frac{b}{c} \quad (\text{A22})$$

$$y_1 = \frac{b}{c} (\beta_{1-1} - \beta_{10}) \quad (\text{A23})$$

$$y_2 = \frac{b}{c} \left[(\beta_{10} - \beta_{1-1}) \beta_{1-1} + \eta_{1-1}^* - \eta_{10}^* \right. \\ \left. + |c|^2 (\delta_1 - \epsilon_{0-1}) + |b|^2 \delta_1 \right] \quad (\text{A24})$$

and

$$x_0 = \frac{a}{c} \quad (\text{A25})$$

$$x_1 = \frac{a}{c} \beta_{1-1} \quad (\text{A26})$$

$$x_2 = \frac{a}{c} \frac{1}{|a|^2} \left[(1 - |c|^2) (\epsilon_{1-1} - \eta_{1-1}) - \lambda_1 - cb^* y_2 \right. \\ \left. + |b|^2 [\beta_{0-1}^2 - 2\beta_{0-1} \beta_{1-1} - \epsilon_{1-1} + \eta_{1-1} + \eta_{0-1}^*] \right] \quad (\text{A27})$$

where λ_1 is defined in Eqn. A10, y_2 in Eqn. A24, and δ_1 is shorthand for:

$$\delta_1 = \beta_{0-1} \beta_{10} + \eta_{0-1}^* + \eta_{10}^* - \eta_{1-1}^*. \quad (\text{A28})$$

As with the two-state solutions, it is purely a matter of our chosen convention (chosen for convenience) that the linear complex phase is present in $|1\rangle$ and $|0\rangle$ but not $|-1\rangle$ in Eqns. A17 - A19.

Additional complexity is present for $|\psi_2\rangle$ and $|\psi_3\rangle$. For these eigenstates, $\chi_{2,3}$, $\gamma_{2,3}$, and $\zeta_{2,3}$ are defined as:

$$\chi_{2,3} = \frac{u_0}{M_0} \left[1 + i \frac{u_1}{u_0} \Delta + \frac{M_1}{(M_0)^2} \Delta \right. \\ \left. + \left(\frac{u_2}{u_0} + \frac{u_1 M_1}{2u_0 (M_0)^2} - \frac{3(M_1)^2}{8(M_0)^4} - \frac{M_2}{2(M_0)^2} \right) \Delta^2 \right] \quad (\text{A29})$$

$$\gamma_{2,3} = \frac{v_0}{M_0} \left[1 + i \frac{v_1}{v_0} \Delta + \frac{M_1}{(M_0)^2} \Delta \right. \\ \left. + \left(\frac{v_2}{v_0} + \frac{v_1 M_1}{2v_0 (M_0)^2} - \frac{3(M_1)^2}{8(M_0)^4} - \frac{M_2}{2(M_0)^2} \right) \Delta^2 \right] \quad (\text{A30})$$

$$\zeta_{2,3} = \frac{1}{M_0} \left[1 + \frac{M_1}{(M_0)^2} \Delta - \left(\frac{3(M_1)^2}{8(M_0)^4} + \frac{M_2}{2(M_0)^2} \right) \Delta^2 \right] \quad (\text{A31})$$

given:

$$M_0 = \sqrt{1 + |u_0|^2 + |v_0|^2} \quad (\text{A32})$$

$$M_1 = \text{Im}[u_1 u_0^*] + \text{Im}[v_1 v_0^*] \quad (\text{A33})$$

$$M_2 = |u_1|^2 + |v_1|^2 + 2\text{Re}[u_0 u_2^*] + 2\text{Re}[v_0 v_2^*] \quad (\text{A34})$$

with

$$v_0 = \left(\frac{b}{c}\right) \left[\frac{\lambda_{2,3} + |c|^2(\delta_1 - \epsilon_{0-1})}{\lambda_{2,3} - |b|^2\delta_1} \right] \quad (\text{A35})$$

$$v_1 = \left(\frac{b}{c}\right) \left[\frac{1}{(\lambda_{2,3} - |b|^2\delta_1)^2} \right] \\ \times \left[(\lambda_{2,3} + |c|^2(\delta_1 - \epsilon_{0-1})) [\lambda_{2,3}\beta_{1-1} - |b|^2\delta_3] \right. \\ \left. + (\lambda_{2,3}\beta_{10} - |c|^2\delta_2) [|b|^2\delta_1 - \lambda_{2,3}] \right] \quad (\text{A36})$$

$$v_2 = \left(\frac{b}{c}\right) \left[\frac{1}{(\lambda_{2,3} - |b|^2\delta_1)^3} \right] \\ \times \left[(\lambda_{2,3} - |b|^2\delta_1)(\lambda_{2,3}\beta_{1-1} - |b|^2\delta_3)(\lambda_{2,3}\beta_{10} - |c|^2\delta_2) \right. \\ - (\lambda_{2,3} - |b|^2\delta_1)^2(\lambda_{2,3}\eta_{10}^* - |c|^2\delta_4) \\ \left. - [(\lambda_{2,3} - |c|^2(\delta_1 - \epsilon_{0-1}))[(\lambda_{2,3}\beta_{1-1} - |b|^2\delta_3)^2 \right. \\ \left. - (\lambda_{2,3} - |b|^2\delta_1)(|b|^2\delta_5 + \lambda_{2,3}\eta_{1-1}^*)] \right] \quad (\text{A37})$$

and

$$u_0 = \left(\frac{-1}{ca^*}\right) [|c|^2 + v_0 cb^*] \quad (\text{A38})$$

$$u_1 = \left(\frac{-1}{ca^*}\right) [|c|^2\beta_{1-1} + cb^*(v_1 + v_0(\beta_{1-1} - \beta_{0-1}))] \quad (\text{A39})$$

$$u_2 = \left(\frac{1}{ca^*}\right) \left[\lambda_{2,3} + |c|^2(\eta_{1-1} - \epsilon_{1-1}) \right. \\ \left. - cb^*[v_2 + v_1(\beta_{0-1} - \beta_{1-1}) \right. \\ \left. + v_0(\beta_{0-1}\beta_{1-1} + \epsilon_{1-1} - \eta_{1-1} - \eta_{0-1}^*)] \right] \quad (\text{A40})$$

with the additional mixing parameters:

$$\delta_2 = \beta_{1-1}\eta_{0-1} - \beta_{0-1}\eta_{1-1} + \nu_{0-1} + \nu_{10}^* - \nu_{1-1}^* \quad (\text{A41})$$

$$\delta_3 = \beta_{10}\eta_{0-1}^* - \beta_{0-1}\eta_{10}^* - \nu_{0-1}^* - \nu_{10}^* + \nu_{1-1}^* \quad (\text{A42})$$

$$\delta_4 = \beta_{1-1}\nu_{0-1} - \beta_{0-1}\nu_{1-1}^* + \eta_{0-1}\eta_{1-1}^* \\ + \kappa_{0-1} - \kappa_{10}^* + \kappa_{1-1}^* \quad (\text{A43})$$

$$\delta_5 = \beta_{10}\nu_{0-1}^* + \beta_{0-1}\nu_{10}^* - \eta_{0-1}^*\eta_{10}^* \\ - \kappa_{0-1}^* - \kappa_{10}^* + \kappa_{1-1}^* \quad (\text{A44})$$

where for $|\psi_2\rangle$ one chooses λ_2 defined in Eqn. A11, with a similar convention for $|\psi_3\rangle$.

These solutions for the eigenstates exhibit the increased complexity present in the three dimensional case. The numerical factors in Eqns. A22 - A27 and Eqns. A35 - A40 showcase a complicated interplay between the environmental factors β_{ij} , η_{ij} , ϵ_{ij} , ν_{ij} , and κ_{ij} for the three different states. The time dependence of the top eigenstate, $|\psi_1\rangle$, is reminiscent of the two state solutions in that the leading order real time dependence is quadratic with a linear complex phase. However, note that for general H_e^1 , H_e^0 , and H_e^{-1} the leading order real time dependence for $|\psi_2\rangle$ and $|\psi_3\rangle$ is actually linear if one considers Eqns. A29 - A31. However, this linear time dependence will disappear if all the environmental factors β_{ij} , η_{ij} , ϵ_{ij} , and ν_{ij} are purely real, due to the vanishing of Eqn. A33 in that limit.

In the case where the linear time dependence is present, one can think of it this way: All aspects of the way in which the initial state is being diminished are occurring at a quadratic rate (to leading order). But in the qutrit case, the probability is flowing from the initial state into a two dimensional subspace orthogonal to the initial state. Under certain conditions it is possible for the description of the system in this orthogonal subspace to move around with a linear time dependence, even as the profile of the evolution of the initial state remains quadratic.

-
- [1] M. Schlosshauer, *Decoherence and the Quantum-To-Classical Transition* (Springer, 2007).
 - [2] W. H. Zurek, Rev. Mod. Phys. **75**, 715 (2003), arXiv:quant-ph/0105127 [quant-ph].
 - [3] E. Joos and H. Zeh, Z. Physik B - Condensed Matter **59**, 223 (1985).
 - [4] J. Preskill, *Quantum Information: Chapter 3*, Lecture Notes for Ph219/CS219 (California Institute of Technology, 2018).
 - [5] W. G. Unruh, Phys. Rev. **A51**, 992 (1995), arXiv:hep-th/9406058 [hep-th].
 - [6] F. M. Cucchietti, J. P. Paz, and W. H. Zurek, Phys. Rev. A **72**, 052113 (2005).
 - [7] H. P. Breuer and F. Petruccione, *The Theory of Open Quantum Systems* (Oxford University Press, 2002).
 - [8] M. A. Nielsen and I. L. Chuang, *Quantum Computation and Quantum Information: 10th Anniversary Edition* (Cambridge University Press, 2011).
 - [9] A. Albrecht, R. Baunach, and A. Arrasmith, “Adapted Caldeira-Leggett model,” (2021), submitted simultaneously with this paper to the arXiv.
 - [10] A. Albrecht, R. Baunach, and A. Arrasmith, “Einselection, equilibrium and cosmology,” (2021), submitted simultaneously with this paper to the arXiv.
 - [11] W. H. Zurek, Phys. Rev. D **26**, 1862 (1982).
 - [12] W. H. Zurek, S. Habib, and J. P. Paz, Phys. Rev. Lett. **70**, 1187 (1993).
 - [13] A. Caldeira and A. Leggett, Physica A **121**, 587 (1983).
 - [14] O. Kübler and H. Zeh, Annals of Physics **76**, 405 (1973).
 - [15] W. H. Zurek, F. M. Cucchietti, and J. P. Paz, “Gaussian decoherence and gaussian echo from spin environments,” (2006), arXiv:quant-ph/0611200 [quant-ph].
 - [16] G. M. Palma, K.-A. Suominen, and A. K. Ekert, Proc. Roy. Soc. Lond. **A452**, 567 (1996), arXiv:quant-ph/9702001 [quant-ph].
 - [17] V. V. Dobrovitski, H. A. De Raedt, M. I. Katsnelson, and B. N. Harmon, Phys. Rev. Lett. **90**, 210401 (2003).
 - [18] D. Braun, F. Haake, and W. T. Strunz, Phys. Rev. Lett. **86**, 2913 (2001).
 - [19] E. Joos, Phys. Rev. D **29**, 1626 (1984).
 - [20] A. Peres, Am. J. Phys. **48**, 931 (1980).
 - [21] J. R. Anglin, J. P. Paz, and W. H. Zurek, Physical Review A **55**, 4041–4053 (1997).
 - [22] A. Peres, Annals of Physics **129**, 33 (1980).
 - [23] C.-A. Deledalle, L. Denis, S. Tabti, and F. Tupin, “Closed-form expressions of the eigen decomposition of 2×2 and 3×3 hermitian matrices,” (2017), hal-01501221.
 - [24] J. Kopp, Int. J. Mod. Phys. **C19**, 523 (2008), arXiv:physics/0610206 [physics].