
Self-supervised Detransformation Autoencoder for Representation Learning in Open Set Recognition

Jingyun Jia

Florida Institute of Technology
Melbourne, FL 32901
jiaj2018@my.fit.edu

Philip K. Chan

Florida Institute of Technology
Melbourne, FL 32901
pkc@cs.fit.edu

Abstract

The objective of Open set recognition (OSR) is to learn a classifier that can reject the unknown samples while classifying the known classes accurately. In this paper, we propose a self-supervision method, Detransformation Autoencoder (DTAE), for the OSR problem. This proposed method engages in learning representations that are invariant to the transformations of the input data. Experiments on several standard image datasets indicate that the pre-training process significantly improves the model performance in the OSR tasks. Meanwhile, our proposed self-supervision method achieves significant gains in detecting the unknown class and classifying the known classes. Moreover, our analysis indicates that DTAE can yield representations that contain more target class information and less transformation information than RotNet.

1 Introduction

In recent years, deep learning has shown great success in recognition and classification tasks. However, there is still a wide range of challenges when applying deep learning to the real world. The majority of deep neural networks and other machine learning models are trained under a static close-set scenario. However, the real world is more of an open-set scenario, in which it is difficult to collect samples that exhaust all classes in the real world. The problem of rejecting the unknown samples meanwhile accurately classifying the known classes is referred as Open Set Recognition (OSR) (Bendale and Boulton, 2016) or Open Category Learning (Dietterich, 2017). It formalizes processes for training with the known classes meanwhile rejecting the unknown samples during testing. The OSR problem defines a more realistic scenario and has drawn significant attention in application areas such as face recognition (Ortiz and Becker, 2014), malware classification (Hassen and Chan, 2020) and medical diagnoses (Schlegl et al., 2017).

Recent advances in self-supervised learning have shown great potential in learning representations without pre-defined annotations. A typical solution is to apply transformations to input images and train a classifier to predict the properties of the transformations instead of the images. In this paper, we bring self-supervised pre-training to the OSR problem and combine the pre-trained model with different types of loss functions: classification loss and representation loss. Particularly, we propose a self-supervision method, Detransformation Autoencoder (DTAE), for the pre-training process. DTAE consists of three components: an encoder, a decoder, and an input transformer module. The encoder encodes all transformed images to representations, and the decoder reconstructs the representations back to the original images before transformations. Compared to the traditional autoencoder, DTAE engages in learning the representations that describe the pixels and are invariant to the transformations. Our contribution in this paper is threefold: First, we introduce DTAE as a self-supervised pre-training process for the OSR tasks. Second, our experiment results show that DTAE significantly improves the model performances for different down-streaming loss functions on several standard image datasets.

Third, our analysis indicates that DTAE can yield representations that contain more information about the target classes and less transformation information than RotNet.

We organize the paper as follows. In section 2, we give an overview of related work. Section 3 presents the self-supervision method, DTAE, in pre-training for the OSR tasks. Section 4 shows that the pre-training process can significantly improve the model performance in several standard image datasets. Meanwhile, the models pre-trained with DTAE achieving the best performance in detecting the unknown class and classifying the known classes.

2 Related Work

2.1 Open set recognition

We can divide OSR techniques into three categories based on the training set compositions. The first category includes the techniques that borrow additional data in the training set. To better discriminate known class and unknown class, Shu et al. (2018) and Saito et al. (2018) introduced unlabeled data during the training phase. The research works that generate additional training data fall in the second category of open set recognition techniques. Most data generation methods are based on GANs. Ge et al. (2017) introduced a conditional GAN to generate some unknown samples followed by OpenMax open set classifier. The third category of open set recognition does not require additional data. Most of the research works require outlier detection for the unknown class. Hassen and Chan (2020) proposed ii loss for open set recognition. It first finds the representations for the known classes during training and then recognizes an instance as unknown if it does not belong to any known classes. Our work does not require additional data and performs an extra step after learning the representations to identify the unknowns, which falls into the third category of the OSR techniques.

2.2 Self-supervised pre-training

Self-supervision is an unsupervised learning technique. The data provides labels themselves and does not need manual labels. Transformation is one of the most common approaches for self-supervision. Gidaris et al. (2018) used image rotations to label the dataset. Specifically, they define the geometric transformations as the image rotations by 0, 90, 180, and 270 degrees, and the model is trained on the classification task of recognizing one of the four rotations. Self-supervision can also be used as an auxiliary task in addition to a primary objective. Feng et al. (2019) jointly trained a network that predicts image rotations and discriminating individual instances. Perera et al. (2020) added a self-supervised classifier to force the network to learn more useful features when assigning class scores better separate different known classes as well as the unknown class. While rotation can only be applied to image data, Bergman and Hoshen (2020) generalized the set of transformations to the class of affine transformations to also be applied to tabular data. Chen et al. (2020) proposed contrastive loss to improve the quality of learned representations. Given transformed samples, the contrastive loss reduces the intra-sample distances meanwhile increase the inter-sample distances. Our proposed self-supervision method learns the representations that are invariant to the transformations of the input data by decoding all the transformed images back to the original ones before transformations.

2.3 Classification loss functions vs. representation loss functions

While our proposed approach can be fine-tuned by different loss functions, we focus on two types of loss functions in this paper: the classification loss and the representation loss. The objective of classification loss is to lower the classification error of the training data explicitly in the decision layers. One of the widely used classification loss functions is the cross-entropy loss built upon entropy and the measure of the relative entropy between two probability distributions, i.e., the actual labels and the predicted labels. The objective of representation loss functions is to learn better representations of training data. The representation loss functions are normally applied to the representation layers, such as triplet loss (Schroff et al., 2015) and ii loss (Hassen and Chan, 2020). Triplet loss was first introduced for face recognition tasks. It intends to find an embedding space where the distance between an anchor instance and another instance from the same class is smaller by a user-specified margin than the distance between the anchor instance and another instance from a different class. As mentioned above, ii loss was proposed for open set recognition. The objective of ii loss is to maximize the distance between different classes (inter-class separation) and minimize the distance of

an instance from its class mean (intra-class spread). So that in the learned representation, instances from the same class are close to each other while those from different classes are further apart.

3 Approach

We propose a two-step training process (pre-training step and fine-tuning step) for the OSR problems, thus better separating different classes in the feature space. As illustrated in Figure 1, the training process includes two steps: 1) pre-training step uses detransformation autoencoder (DTAE) to learn features for all the input data; 2) fine-tuning step uses representation loss functions or classification loss functions to learn discriminative features for different classes.

3.1 Pre-training step

The objective of the self-supervised pre-training process is to learn some meaningful representations via pretext tasks without semantic annotations. The desirable features should be invariant to the pretext tasks, meanwhile, contain the essential information that can reconstruct the original input. We propose a detransformation autoencoder (DTAE) to learn representations by reconstructing ("detransforming") the original input from the transformed input. The loss function is the difference between the detransformed input and the original input. The pre-training process involves one input transformation module, one encoder, and one decoder. The input transformation module T transforms any given data example x to several correlated views of the same example, denoted as $x_t = T(x)$. The network-based encoder $f(\cdot)$ extracts representation vectors from transformed data examples. Furthermore, decoder $g(\cdot)$ reconstructs the representation vectors to the original data examples. Let r_t denotes the reconstructed data example from transformed input x_t , then the de-transformation loss function becomes the following.

$$\mathcal{L}(x, r_t) = \mathcal{L}(x, g(f(x_t))) \quad (1)$$

where $r_t = g(f(x_t))$. Specifically, we use MSE (Mean Squared Error) loss and have a total of M transformations, thus the loss function can be defined as:

$$\mathcal{L}_{\text{DTAE}} = \frac{1}{2} \sum_{t=0}^{M-1} \sum_{i=1}^N (x_i - r_{it})^2 \quad (2)$$

As for each of the N data points, we have M transformations. There are $M \times N$ data points after the input transformation module. In this work, we consider four transformations for each data example, i.e. $t \in \{0, 1, 2, 3\}$ for all N input examples, resulting in $4N$ data points. For this paper, the 4 transformations are rotations of an image: 0, 90, 180, and 270 degrees.

3.2 Fine-tuning step

The fine-tuning network shares the same encoder and representation layer with the pre-training network. However, compared with the pre-training process, the fine-tuning process does not contain the input transformation module, which means the training examples are sent directly into the encoder. Moreover, instead of connecting to a decoder, the representation layer connects to a classification loss function or a representation loss function as shown in Figure 1b and Figure 1c. The objective of classification loss is to lower the classification error of the training data explicitly in the decision layers. One of the widely used classification loss functions is the cross-entropy loss built upon entropy and the measure of the relative entropy between two probability distributions, i.e., the actual labels and the predicted labels. The objective of representation loss functions is to learn better representations of the training data. The representation loss functions are normally applied to the representation layers, such as triplet loss (Schroff et al., 2015) and ii loss (Hassen and Chan, 2020). In this work, we consider both classification loss and representation loss in the OSR task. Algorithm 1 describes the pre-training and fine-tuning steps for the OSR problem.

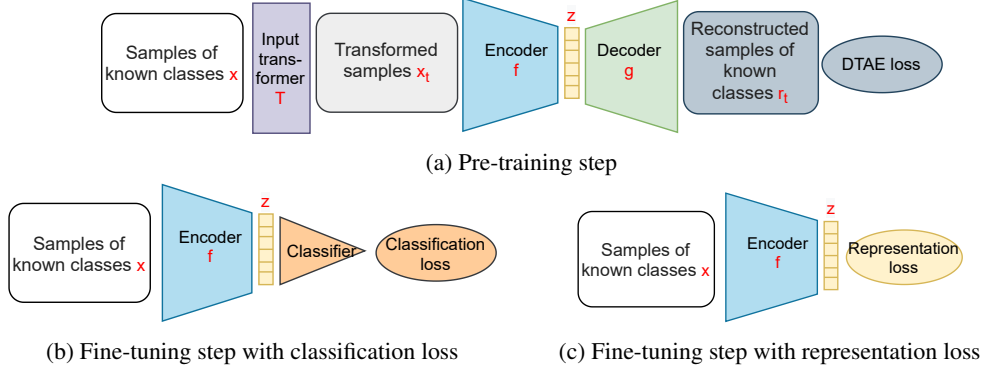


Figure 1: The training process of using detransformation autoencoder.

Algorithm 1: Pre-training and fine-tuning steps for the OSR problem

Input: (x, y) : training data and labels

Output: $\mu_1, \mu_2, \dots, \mu_n$: class prototypes; $f(\cdot)$: encoder

```

1 Pre-training step:
2 for number of iterations do
3    $x_t \leftarrow T(x)$ ;                                ▷ Input transformer
4    $z_t \leftarrow f(x_t)$ ;                             ▷ Encoder
5    $r_t \leftarrow g(z_t)$ ;                             ▷ Decoder
6    $\mathcal{L} \leftarrow \mathcal{L}_{\text{DTAE}}(x, r_t)$ ;              ▷ As in Equation 2
7    $f(\cdot), g(\cdot) \leftarrow \text{SGD}(f(\cdot), g(\cdot), \mathcal{L})$ ;  ▷ Update the weights of the encoder and decoder
8 end
9 Fine-tuning step:
10 for number of iterations do
11    $z \leftarrow f(x)$ ;                                ▷ Encoder
12   if representation loss function  $\mathcal{L}_{\text{rep}}$  then
13      $\mathcal{L} \leftarrow \mathcal{L}_{\text{rep}}(z)$ ;                  ▷ Representation loss
14   else
15      $\hat{y} \leftarrow h(z)$ ;                             ▷ Classification head
16      $\mathcal{L} \leftarrow \mathcal{L}_{\text{class}}(\hat{y}, y)$ ;          ▷ Representation loss
17   end
18    $f(\cdot) \leftarrow \text{SGD}(f(\cdot), \mathcal{L})$ ;          ▷ Update the weights of the encoder
19 end
20 calculate the class prototypes  $\{\mu_1, \mu_2, \dots, \mu_n\}$ ;
21 return  $\{\mu_1, \mu_2, \dots, \mu_n\}, f(\cdot)$ 

```

3.3 Open Set Recognition (OSR)

A typical open set recognition task solves two problems: classifying the known classes and identifying the unknown class. From the representation level, the instances from the same class are close to each other, while those from different classes are further apart. Thus the instances from the unknown class should be far away from any known classes. Under this property, we propose the outlier score:

$$\text{outlier_score}(x) = \min_{1 \leq i \leq C} \|\mu_i - z\|_2^2, \quad (3)$$

where z is the learned representation of test sample x , μ_i is the prototype of the known class i . There are multiple ways to set the outlier threshold. Here, we sort the outlier score of the training data in ascending order and pick the 99 percentile outlier score value as the outlier threshold. Then, for the C known classes, we predict the class probability $P(y = i|x)$ for each class. When a network is trained on classification loss, the $P(y = i|x)$ is the output of the classification layer. Whereas in the case of a network without classification layer such as Figure 1c, we calculate $P(y = i|x)$ as:

$$P(y = i|x) = \frac{e^{-\|\mu_i - z\|_2^2}}{\sum_{j=1}^C e^{-\|\mu_j - z\|_2^2}} \quad (4)$$

In summary, a test instance is recognized as “unknown” if its outlier score is greater than the threshold, otherwise it is classified as the known class with the highest class probability:

$$y = \begin{cases} \text{unknown}, & \text{if } \text{outlier_score}(x) > \text{threshold} \\ \operatorname{argmax}_{1 \leq i \leq C} P(y = i|x), & \text{otherwise} \end{cases} \quad (5)$$

4 Experimental Evaluation

We evaluate the proposed pre-training method: Detransformation Autoencoder (DTAE) with simulated open-set datasets from the following datasets.

MNIST (Ronen et al., 2018) contains 60,000 training and 10,000 testing handwritten digits from 0 to 9, which is 10 classes in total. Each example is a 28x28 grayscale image. To simulate an open-set dataset, we randomly pick six digits as the known classes participant in the training, while the rest are treated as the unknown class only existing in the test set.

Fashion-MNIST (Xiao et al., 2017) is associated with 10 classes of clothing images. It contains 60,000 training examples and 10,000 testing examples. Same as the MNIST dataset, each example is a 28x28 grayscale image. To simulate an open-set dataset, we randomly pick six digits as the known classes participant in the training, while the rest are treated as the unknown class for testing.

CIFAR-10 (Krizhevsky et al., 2009) contains 60,000 32x32 color images in 10 classes, with 6,000 images per class. There are 50,000 training images and 10,000 test images. We first convert the color images to grayscale and randomly pick six classes out of the ten classes as the known classes, while the remaining classes are treated as the unknown class only existing in the test set.

4.1 Evaluation Network Architectures and Evaluation Criteria

In the proposed method, we use self-supervision in the pre-training stage, and then in the second stage, we fine-tune the pre-trained model with two types of loss functions: classification loss and representation loss. Specifically, we use the cross-entropy loss as the example of classification loss, and use ii loss (Hassen and Chan, 2020) and triplet loss (Schroff et al., 2015) as the examples of representation loss. We first trained the model from scratch as a baseline (no pre-training) for each loss function and compared it with the corresponding fine-tuned models after self-supervision. Second, to evaluate our proposed self-supervision technique DTAE, we compare the model performance using DTAE with RotNet (Gidaris et al., 2018). Finally, we compare the proposed method with OpenMax (Bendale and Boulton, 2016) to show that it is effective to OSR problems.

Figure 1a illustrates the network architecture of the DTAE. Moreover, the hyper-parameters are different based on datasets. For the encoder of the MNIST dataset and the Fashion-MNIST dataset, the padded input layer is of size (32, 32), followed by two non-linear convolutional layers with 32 and 64 nodes. We also use the max-polling layers with kernel size (3, 3) and strides (2, 2) after each convolutional layer. We use two fully connected non-linear layers with 256 and 128 hidden units after the convolutional component. Furthermore, the representation layer is six dimensions in our experiments. The representation layer is followed by a decoder, which is the reverse of the encoder in our experiments. We use the Relu activation function and set the Dropout’s keep probability as 0.2. We use Adam optimizer with a learning rate of 0.001. The encoder network architecture of the CIFAR-10 experiment is similar to the MNIST dataset, except the padded input layer is of size (36, 36). We use batch normalization in all the layers to prevent features from getting excessively large. And as mentioned in section 3.3, we use contamination ratio of 0.01 for the threshold selection. In the fine-tuning network, the encoder and representation layer maintain the same architecture and hyper-parameters. Meanwhile, the decoder is replaced with different fully connected layers associated with different loss functions.

Table 1: The average ROC AUC scores of 30 runs at 100% and 10% FPR of OpenMax and three loss functions triplets: without pre-training (baseline), pre-training with RotNet and pre-training with DTAE. The underlined values are statistical significant better than the baselines via t-test with 95% confidence. The values in bold are the highest values in each triplet.

	OpenMax		ce		ii		triplet
	FPR		No pre-training / RotNet / DTAE (ours)		No pre-training / RotNet / DTAE (ours)		No pre-training / RotNet / DTAE (ours)
MNIST	100%	0.9138	0.9255 / 0.9367 / <u>0.9523</u>		<u>0.9578</u> / 0.9530 / 0.9566		0.9496 / 0.9342 / <u>0.9543</u>
	10%	0.0590	0.0765 / 0.0769 / <u>0.0801</u>		0.0821 / 0.0813 / <u>0.0825</u>		0.0750 / 0.0702 / <u>0.0758</u>
Fashion-MNIST	100%	0.7405	0.7175 / 0.7364 / <u>0.7490</u>		0.7684 / 0.7703 / <u>0.7802</u>		0.7160 / 0.7435 / <u>0.7441</u>
	10%	0.0167	0.0300 / 0.0316 / <u>0.0324</u>		0.0399 / 0.0404 / <u>0.0410</u>		0.0211 / <u>0.0252</u> / 0.0234
CIFAR-10	100%	0.6757	0.5803 / 0.6124 / <u>0.6183</u>		0.6392 / 0.6478 / <u>0.6520</u>		0.6106 / 0.6285 / <u>0.6327</u>
	10%	0.0065	0.0070 / <u>0.0083</u> / <u>0.0086</u>		0.0103 / 0.0106 / <u>0.0108</u>		0.0089 / 0.0095 / <u>0.0096</u>

Table 2: The average F1 scores of 30 runs of OpenMax and three loss functions triplets: without pre-training (baseline), pre-training with RotNet and pre-training with DTAE. The underlined values show statistically significant improvements (t-test with 95% confidence) comparing to the baselines. The values in bold are the highest values in each triplet.

		MNIST			Fashion-MNIST			CIFAR-10		
	OpenMax	Known	Unknown	Overall	Known	Unknown	Overall	Known	Unknown	Overall
ce	No pre-training	0.7596	0.7561	0.7591	0.6858	0.5591	0.6677	0.5672	0.3697	0.5390
	RotNet	0.8931	0.8447	0.8862	0.7117	0.5694	0.6914	0.5616	<u>0.4729</u>	0.5489
	DTAE (ours)	<u>0.8967</u>	<u>0.8579</u>	<u>0.8912</u>	<u>0.7335</u>	<u>0.5692</u>	<u>0.7100</u>	<u>0.5911</u>	<u>0.4728</u>	<u>0.5742</u>
ii	No pre-training	0.9320	0.8833	0.9250	0.7720	0.5870	0.7456	0.6206	0.3570	0.5829
	RotNet	0.9300	0.8761	0.9223	<u>0.7771</u>	<u>0.6108</u>	<u>0.7533</u>	<u>0.6442</u>	0.3980	0.6090
	DTAE (ours)	<u>0.9344</u>	<u>0.8885</u>	<u>0.9279</u>	0.7768	0.6064	0.7524	<u>0.6421</u>	<u>0.4252</u>	<u>0.6111</u>
triplet	No pre-training	0.9103	0.8302	0.8989	0.7491	0.5055	0.7208	0.5798	0.4515	0.5614
	RotNet	0.9012	0.8182	0.8893	0.7514	0.5376	0.7208	0.6037	<u>0.4978</u>	0.5886
	DTAE (ours)	<u>0.9166</u>	<u>0.8513</u>	<u>0.9073</u>	<u>0.7558</u>	<u>0.5459</u>	<u>0.7259</u>	<u>0.6205</u>	0.4724	<u>0.5993</u>

We simulate three different groups of open sets for each dataset then repeat each group 10 runs, so each dataset has 30 runs in total. When measuring the model performance, we use the average AUC scores under 10% and 100% FPR (False Positive Rate) for recognizing the unknown class, as lower FPR is desirable in the real world for cases like malware detection. We measure the F1 scores for known and unknown classes separately as one of the OSR tasks is to classify the known classes. Moreover, we perform t-tests with 95% confidence in both the AUC scores and F1 scores to see if the proposed DTAE pre-training method can significantly improve different loss functions.

4.2 Experimental Results

We compare the model performances of cross-entropy loss, ii loss, and triplet loss with and without pre-training. Table 1 are the averaged ROC AUC scores of the model performances in three datasets under different FPR values. Comparing “RotNet” and “DTAE” sub-columns with “No pre-training” sub-columns, we observe that using self-supervision techniques for pre-training significantly improved the model performance in 9 out of 18 cases (3 loss functions \times 3 datasets \times 2 FPR values). The results also show that our proposed self-supervision method DTAE achieves the highest ROC AUC scores in 16 out of 18 cases. Moreover, with our proposed pre-training method, all three loss functions achieve better performance than OpenMax in 5 out of 6 cases (3 datasets \times 2 FPR values).

Table 2 shows that the OSR performances of different methods are measured by F1 scores in known and unknown class domains. We first calculate the F1 scores for each known class and the unknown class, then average all the classes as the Overall F1 scores. The results show that models with pre-training (“RotNet” rows and “DTAE” rows) achieve statistically significant improvements in 15 out of 27 cases (3 loss functions \times 3 datasets \times 3 domains). Our proposed method also achieves the highest F1 scores in 21 out of 27 cases.

While the pre-training step benefits the model performances and does not affect the final model complexity and inference time, it takes extra time during the training phase. Table 3 shows the comparison of the training time of the self-supervised networks in different datasets via NVIDIA RTX 2080. We observe that DTAE takes a slightly longer training time than RotNet. The reason is that the network structure of DTAE is more complex than that of RotNet. While both RotNet and DTAE share the same encoder and representation layer structures, RotNet uses a softmax layer after the representation layer. Meanwhile, DTAE connects the representation layer with a decoder module. The decoder is the reverse of the encoder, which contains more layers than a softmax layer and needs a longer time in the forward and backward propagations.

Table 3: The comparison of the training time (in second) for the self-supervision methods in different datasets.

	RotNet	DTAE
MNIST	132	137
Fashion-MNIST	43	48
CIFAR-10	79	94

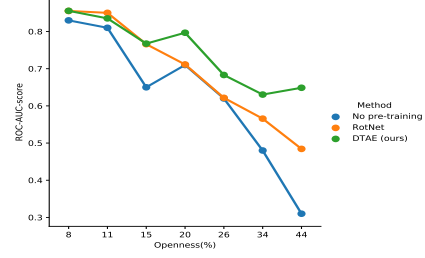


Figure 2: AUC-ROC scores against varying Openness with different methods.

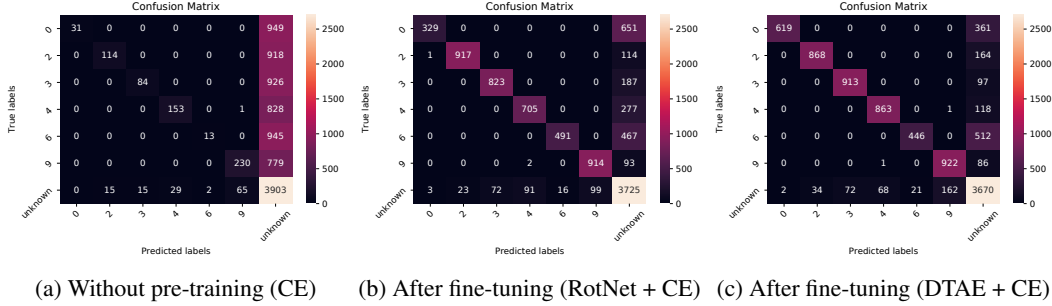


Figure 3: The confusion matrices of the MNIST dataset in different experiments using cross-entropy loss: (a) training without pre-training (CE); (b): pre-training with RotNet (RotNet + CE); (c): pre-training with DTAE (DTAE + CE).

We also study the model performances against vary Openness (Scheirer et al., 2013). Let n_{train} be the number of known classes participant in the training phase, with n_{test} denotes the number of classes in the test set, and n_{target} denotes the number of classes to be recognized in the testing phase. Openness can be defined as follows:

$$Openness = 1 - \sqrt{\frac{2 \times n_{train}}{n_{test} + n_{target}}} \quad (6)$$

In our experiments with the Fashion-MNIST dataset, we use all the ten classes in testing phase ($n_{test} = 10$) and varying the number of known classes from 2 to 9 ($n_{train} = 2, \dots, 9$) in the training phase, and remaining classes together are treated as the unknown class to be recognized along with the known classes during inference ($n_{target} = n_{train} + 1$). That is, the Openness is varied from 8% to 44%. We evaluate the AUC ROC scores of different models using cross-entropy loss: without pre-training (baseline), pre-training with RotNet, and pre-training with our proposed DTAE. The results are shown in Figure 2. We observe that the three different models have similar performances when the Openness is small. However, the AUC ROC scores of the baseline (No pre-training) degrade rapidly as the Openness increases. Moreover, the trend is alleviated by pre-training with self-supervision methods. Overall, the model pre-trained with DTAE is relatively more robust to Openness and achieves the best performance.

4.3 Analysis

In this section, we empirically analyze some properties of the proposed method related to the learned representations. Figure 3 shows the confusion matrices of the experiments with the MNIST test set. In these experiments, digits “0”, “2”, “3”, “4”, “6” and “9” are known classes while the remaining classes are unknown and absent from training set. Figure 3a shows the confusion matrix of the model using cross-entropy loss without pre-training. Figures 3b and 3c show the confusion matrices of the learned representations of the model pre-trained by RotNet and DTAE and fine-tuned by cross-entropy, respectively. According to the true positive predictions along the diagonals of the

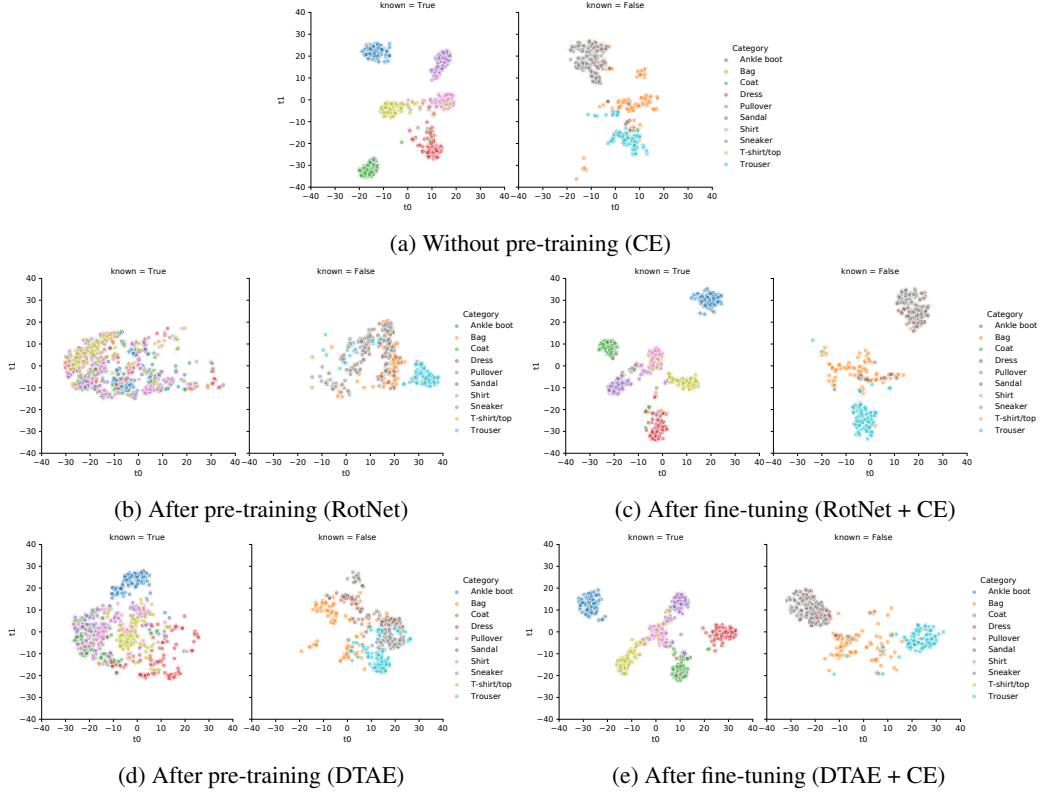


Figure 4: The t-SNE plots of the Fashion-MNIST test set in different experiments using cross-entropy loss: (a) training without pre-training (CE); (b)-(c): pre-training with RotNet (RotNet + CE); (d)-(e): pre-training with DTAE (DTAE + CE). The left subplots are the representations of the known class, and the right plots are the representations of the unknown classes.

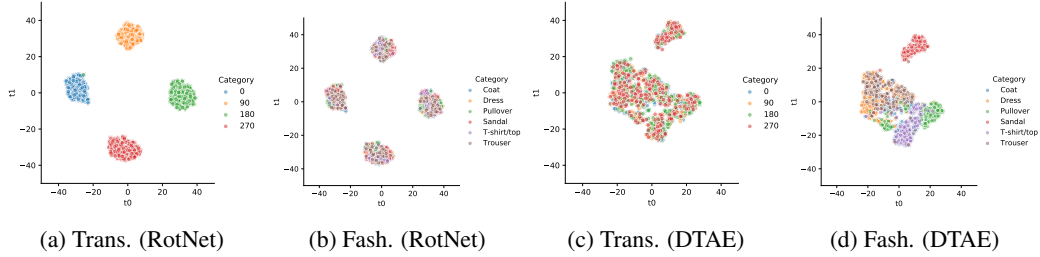


Figure 5: The t-SNE plots of the learned representations for the Fashion-MNIST training set in the pre-training stage: (a): the representations on transformation (Trans.) classes learned by RotNet; (b): the representations on fashion (Fash.) classes learned by RotNet; similarly for DTAE in (c) and (d).

matrices. Both pre-training methods benefit the model performance. Moreover, we observe that RotNet has relatively poor performance on digit “0” and DTAE almost doubles the true positive predictions on digit “0” comparing to RotNet. As the objective of RotNet is to predict the image rotations. However, the features learned in this method cannot benefit rotation agnostic images (Feng et al., 2019), such as round objects like digit “0”. The objective of DTAE, on the other hand, is to learn the representations that are invariant to rotations/transformations. Thus the ambiguity of the orientations does not affect the model performance.

To analyze the differences in representations after pre-training and after fine-tuning, we plot 1000 samples from the Fashion-MNIST test set in Figure 4. In these experiments, classes “T-shirt/top”, “Pullover”, “Dress”, “Coat”, “Shirt” and “Ankle boot” are known classes while the remaining classes are unknown and absent from training set. Figure 4a shows the t-SNE plot of the representations

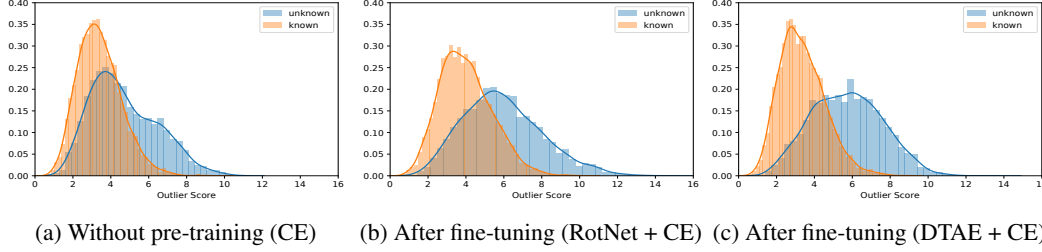


Figure 6: The distributions of outlier scores for the known and unknown classes of the Fashion-MNIST dataset in different experiments using cross-entropy loss.

learned from cross-entropy loss without pre-training. Figures 4b and 4c are the learned representations of the model pre-trained by RotNet and fine-tuned by cross-entropy in different stages. Figures 4d and 4e are the learned representations of the model pre-trained by DTAE and again, fine-tuned by cross-entropy. From all the final representations of the three models in Figures 4a, 4c and 4e, we observe overlaps between the known class “Ankle boot” (blue) and one component of the unknown class “Sneaker” (gray) as well as class “Dress” (red) and class “Trouser” (cyan). And the pre-training reduces the overlaps between “Shirt” (pink) and “Bag” (orange). Moreover, for the representations after pre-training, it shows that the representations learned by DTAE in Figure 4b are more separable than those learned by RotNet in Figure 4d for different classes.

To understand what kind of information is in the learned representations after pre-training, we analyze how the representations are associated with the transformation classes and fashion (target) classes. We color the representations of the Fashion-MNIST training set based on transformation and fashion classes separately in Figure 5. If the representations have much information for the transformation classes, representations in the same transformation class (color) will be clustered together; otherwise, they will be dispersed. Similarly, we can use the same technique to understand the amount of fashion information in the learned representations. By comparing Figures 5a and 5b, we observe that RotNet learns more transformation than fashion information in the representations. However, from Figures 5c and 5d, we find that DTAE learns more fashion than transformation information in the representations. Therefore, RotNet is more biased towards the transformation information, while DTAE is more biased towards the fashion information, which is more desirable in our case. Moreover, from Figures 5a and 5c, we observe that the representations learned by DTAE contain much less transformation information than those learned by RotNet. However, from Figures 5b and 5d, we find that the representations learned by DTAE contain more fashion (target) information than those learned by RotNet. In summary, DTAE is not only more biased towards fashion (target) than transformation information, it also learns more fashion information and less transformation information than RotNet.

Figure 6 shows distributions of the outlier scores in experiments on the Fashion-MNIST test set. Comparing with the model without pre-training in Figure 6a, the pre-training steps in Figures 6b and 6c increase the outlier scores in the unknown classes, which pushes their score distributions further away from the known classes. There are fewer overlaps between the known classes, and the unknown class makes them more separable. The results indicate that the model pre-trained with DTAE has the fewest overlaps between the known and unknown classes.

5 Conclusion

In this work, we introduce the self-supervision technique to OSR problems. We provide experiments across different image datasets to measure the benefits of the pre-training step for OSR problems. Moreover, we have presented a novel method: Detransformation Autoencoder (DTAE) for self-supervision. The proposed method engages in learning the representations that invariant to the transformations of the input data. We evaluate the pre-trained model with both classification and representation loss functions. The experiments on several standard image datasets show that the proposed method significantly outperforms the baseline methods and other self-supervision techniques. Our analysis indicates that DTAE can yield representations that contain more target class information and less transformation information than RotNet.

Acknowledgements and Funding Disclosures

This work is partially supported by grants from Amazon and Rockwell Collins to Dr. Philip Chan.

References

- A. Bendale and T. E. Boulton. Towards open set deep networks. In *Proceedings of the IEEE conference on computer vision and pattern recognition*, pages 1563–1572, 2016.
- L. Bergman and Y. Hoshen. Classification-based anomaly detection for general data. In *8th International Conference on Learning Representations, ICLR 2020, Addis Ababa, Ethiopia, April 26-30, 2020*. OpenReview.net, 2020. URL https://openreview.net/forum?id=H1lK_1BtvS.
- T. Chen, S. Kornblith, M. Norouzi, and G. E. Hinton. A simple framework for contrastive learning of visual representations. *CoRR*, abs/2002.05709, 2020. URL <https://arxiv.org/abs/2002.05709>.
- T. G. Dietterich. Steps toward robust artificial intelligence. *AI Magazine*, 38(3):3–24, 2017. URL <https://www.aaai.org/ojs/index.php/aimagazine/article/view/2756>.
- Z. Feng, C. Xu, and D. Tao. Self-supervised representation learning by rotation feature decoupling. In *IEEE Conference on Computer Vision and Pattern Recognition, CVPR 2019, Long Beach, CA, USA, June 16-20, 2019*, pages 10364–10374. Computer Vision Foundation / IEEE, 2019. doi: 10.1109/CVPR.2019.01061. URL http://openaccess.thecvf.com/papers/Feng_Self-Supervised_Representation_Learning_by_Rotation_Feature_Decoupling_CVPR_2019_paper.html.
- Z. Ge, S. Demyanov, and R. Garnavi. Generative openmax for multi-class open set classification. In *British Machine Vision Conference*, 2017. URL <https://www.dropbox.com/s/7hlycn200phni9j/0104.pdf?dl=1>.
- S. Gidaris, P. Singh, and N. Komodakis. Unsupervised representation learning by predicting image rotations. In *6th International Conference on Learning Representations, ICLR 2018, Vancouver, BC, Canada, April 30 - May 3, 2018, Conference Track Proceedings*. OpenReview.net, 2018. URL <https://openreview.net/forum?id=S1v4N2l0->.
- M. Hassen and P. K. Chan. Learning a neural-network-based representation for open set recognition. *Proc. SIAM Intl. Conf. Data Mining*, pages 154–162, 2020. URL <http://arxiv.org/abs/1802.04365>.
- A. Krizhevsky, G. Hinton, et al. Learning multiple layers of features from tiny images. 2009.
- E. G. Ortiz and B. C. Becker. Face recognition for web-scale datasets. *Comput. Vis. Image Underst.*, 118:153–170, 2014. doi: 10.1016/j.cviu.2013.09.004. URL <https://doi.org/10.1016/j.cviu.2013.09.004>.
- P. Perera, V. I. Morariu, R. Jain, V. Manjunatha, C. Wigington, V. Ordonez, and V. M. Patel. Generative-discriminative feature representations for open-set recognition. In *2020 IEEE/CVF Conference on Computer Vision and Pattern Recognition, CVPR 2020, Seattle, WA, USA, June 13-19, 2020*, pages 11811–11820. IEEE, 2020. doi: 10.1109/CVPR42600.2020.01183. URL <https://doi.org/10.1109/CVPR42600.2020.01183>.
- R. Ronen, M. Radu, C. Feuerstein, E. Yom-Tov, and M. Ahmadi. Microsoft malware classification challenge. *CoRR*, abs/1802.10135, 2018. URL <http://arxiv.org/abs/1802.10135>.
- K. Saito, S. Yamamoto, Y. Ushiku, and T. Harada. Open set domain adaptation by backpropagation. In *Proceedings of the European Conference on Computer Vision (ECCV)*, pages 153–168, 2018.
- W. J. Scheirer, A. de Rezende Rocha, A. Sapkota, and T. E. Boulton. Toward open set recognition. *IEEE Transactions on Pattern Analysis and Machine Intelligence*, 35(7):1757–1772, 2013. doi: 10.1109/TPAMI.2012.256.

- T. Schlegl, P. Seeböck, S. M. Waldstein, U. Schmidt-Erfurth, and G. Langs. Unsupervised anomaly detection with generative adversarial networks to guide marker discovery. In *Information Processing in Medical Imaging - 25th International Conference*, pages 146–157, 2017. doi: 10.1007/978-3-319-59050-9_12. URL https://doi.org/10.1007/978-3-319-59050-9_12.
- F. Schroff, D. Kalenichenko, and J. Philbin. Facenet: A unified embedding for face recognition and clustering. In *Conference on Computer Vision and Pattern Recognition*, pages 815–823. IEEE, 2015. doi: 10.1109/CVPR.2015.7298682. URL <https://doi.org/10.1109/CVPR.2015.7298682>.
- L. Shu, H. Xu, and B. Liu. Unseen class discovery in open-world classification. *arXiv preprint arXiv:1801.05609*, 2018.
- H. Xiao, K. Rasul, and R. Vollgraf. Fashion-mnist: a novel image dataset for benchmarking machine learning algorithms, 2017.