

---

# Using Early-Learning Regularization to Classify Real-World Noisy Data

---

Alessio Galatolo\*   Alfred Nilsson†   Roderick Karlemstrand‡   Yineng Wang§ ¶

\* M.Sc. student in Machine Learning   † M.Eng. student in Engineering Physics  
‡ M.Eng. student in Information Technology   § M.Sc. student in Computer Science

School of Electrical Engineering and Computer Science,  
KTH Royal Institute of Technology  
{galatolo, alfredn, karlemst, yineng}@kth.se

## Abstract

The memorization problem is well-known in the field of computer vision. Liu et al. propose a technique called Early-Learning Regularization, which improves accuracy on the CIFAR datasets when label noise is present. This project replicates their experiments and investigates the performance on a real-world dataset with intrinsic noise. Results show that their experimental results are consistent. We also explore Sharpness-Aware Minimization in addition to SGD and observed a further 14.6 percentage points improvement. Future work includes using all 6 million images and manually clean a fraction of the images to fine-tune a transfer learning model. Last but not the least, having access to clean data for testing would also improve the measurement of accuracy.

## 1 Introduction

Supervised image classification is usually done on clean and well-structured datasets. If the labels include noise, neural networks tend to overfit the noisy labels. This is known as the memorization effect. However, Liu et al. demonstrate in their 2020 NeurIPS paper that it is possible to prevent memorization on the well-known CIFAR-10 and CIFAR-100 datasets by introducing a new regularization technique [1].

In this project, we validate the results of Liu et al. on the aforementioned datasets and then extend this regularization technique to a real-world dataset provided by CDON.

CDON is a Swedish e-commerce company that operates throughout Scandinavia. Their catalog is vast and varied as they count millions of products among hundreds of categories. CDON also functions as a marketplace and is open to third-party sellers from which the majority of the products originate. However, since the insertion of these products is left entirely to the seller, products are not always placed in the correct categories, which can confuse the end-user. Their development team estimate the rate of incorrectly classified products to be between 10% and 20%. They reported this as a primary issue to solve as they are currently investing in manual correction, which is slow and expensive. Our goal is to use the methods proposed in Liu et al.’s paper to train a deep neural network that can correctly classify the products.

---

¶All authors contributed equally to this work.

## 2 Related Work

Image classification with noisy labels is a well-known subject in Machine Learning research and there are many different approaches in understanding the learning of noisy labels. Xingjun et al. investigated the use of two different loss functions that together avoid the effect of underfitting while also being robust towards noisy labels [2]. Wang et al. explored using classic cross-entropy loss symmetrically with a noise-robust counterpart, Reverse Cross-Entropy, to both decrease the overfitting and the under-learning [3]. Liu et al. showed how a neural network trained with noisy labels tends to memorize such labels but only on advanced stages of the training process [1]. For this reason, they designed a regularization term to try and avoid the memorization issue in the later stages of training. Among these, the Early-Training Regularization (ELR) method is the one that showed the best results in real-world datasets [4] and, therefore, is the one we decided to implement in our work. Furthermore, many of the best result on CIFAR-100 classification used SAM (Sharpness-Aware Minimization). SAM computes the gradients in the first forward pass and tries to smooth them to improve final prediction accuracy [5].

## 3 Data

For this project, we used three datasets. The first two were the CIFAR-10 and CIFAR-100 which consist of images of objects divided into 10 and 100 classes respectively.

The last dataset was provided by CDON. They provided, for each product category, a file with all the products in that category alongside their details<sup>1</sup>. Among these, we only used the thumbnail of the product as the image for our classification and the subcategory ID as the label. We filtered out the invalid products and those with an old release date.

The number of different subcategories and the size of the dataset greatly exceeded our expectation as we were able to count more than 4 000 different subcategories and over 6 million products. After an in-depth analysis of the distribution of the subcategories, we discovered that most of them (over 90%) only had few samples, with the other ones holding most of the products. For this reason, we chose to train only on the biggest ones. and we selected an even distribution among them. Due to our limited resources and computing power, we also decided on using only a portion of it. We used 63 000 images evenly distributed among 63 subcategories. Each subcategory has 1 000 samples which we divided into 900 for training and 100 for testing. To note is that we didn't have available any completely clean dataset. Although this was expected, most of the state-of-the-art methods evaluated on real-world data, still have a limited, though meaningful, clean dataset to test on.

## 4 Methods

Because our goal was to replicate the results of Liu et al. we adapted the same network architecture, ResNet, and their novel regularization technique ELR.

### 4.1 Residual Neural Network: ResNet

A residual neural network, ResNet for short, utilizes *blocks* and biologically inspired "skip connections" or identity mappings [6]. Each block consist of a series of convolutional layers and each block has a skip connection from the input to the block to the output of the block, see figure 1.

This design is an attempt to deal with the *degradation* problem of deep neural networks. While the issue of vanishing gradients is mostly solved through the use of batch normalization, degradation refers to the saturation of the accuracy the deeper the networks get. Degradation is not the result of overfitting, but rather a reflection of the fact that all systems are not equally easy to optimize. Complex models with multiple non-linear layers might have difficulties in approximating simple

---

<sup>1</sup>The categories at CDON are organized as a tree, with 21 main categories such as 'home electronics' or 'clothing' and many subcategories. 'CPU (processor)' and 'mice' are examples of subcategories for 'home electronics'. Further information can be found at [cdon.se](https://cdon.se).



## 5 Experiments

In this section, we investigate Early-Learning Regularization on benchmark datasets CIFAR-10 and CIFAR-100, and the dataset provided by CDON.

### 5.1 The Early-Learning Phenomenon on the CIFAR-10 Dataset

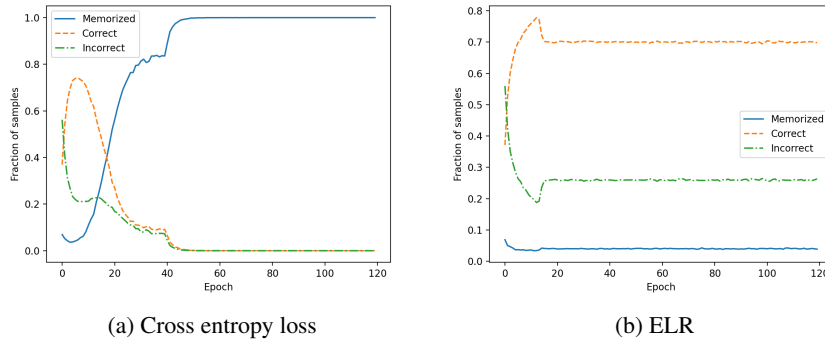


Figure 2: Illustration of the early-learning phenomenon

To confirm the early-learning phenomenon proposed by the original paper and discussed in Section 4.3, we train on CIFAR-10 with 20% manually added symmetric noise, and record the fraction of training samples with wrong labels which are predicted correctly (as the true label), memorized (predicted as the labeled class), and incorrectly predicted as neither the true label nor the labeled class. We observe the early-learning phenomenon using only cross-entropy loss, as is presented in Figure 2 (a). The model is observed to fit the clean data in the early training stage but memorized almost all samples with wrong labels by epoch 50. By using early-learning regularization, memorization is observed within only a small fraction of the samples.

### 5.2 Evaluation on CIFAR-10/100 datasets

**Data pre-processing** We apply normalization, random crop and horizontal flip on the training sets. For CIFAR-10 and CIFAR-100, we manually add noise to the labels by using the scheme of generating symmetric noise proposed in the original paper. The noisy labels are simulated by flipping a proportion of the labels following a symmetric uniform distribution. We choose three different noise levels, 10%, 15%, and 20%, along with the case no noise is added.

**Networks and training** We train the networks using Cross-Entropy (CE) Loss as the baseline to evaluate the performance of ELR. To replicate the results achieved by the original paper, the same model is used. For all training, we use an SGD optimizer with momentum 0.9, weight decay 0.001, and a batch size of 128. We train the networks for 120 epochs for CIFAR-10, and 150 epoch for CIFAR-100. Two different schemes of learning rate annealing are used. For CIFAR-10, we choose the initial learning rate as 0.02 and decrease it by 100 after 40 and 80 epochs, and after 80 and 120 epochs for CIFAR-100. Another scheme is cosine annealing learning rate, for which we set the maximum number of epochs for each period to 10, and the minimum and maximum learning rate to 0.001 and 0.02, respectively. We also choose the same temporal ensembling parameter  $\beta$  and regularization coefficient  $\lambda$  as the original paper, which are  $\beta = 0.7$  and  $\lambda = 3$  on CIFAR-10, as well as  $\beta = 0.9$  and  $\lambda = 7$  on CIFAR-100.

**Results** The classification accuracies using CE loss and ELR are reported in Table 1. As is shown, our implementation of ELR outperforms CE loss by a significant margin for noise level 10%, 15% and 20%. We also compare the performance when the noise level is 0, and ELR does not produce an improvement in accuracy on CIFAR-100, which indicates ELR is likely to not have a considerable impact on the test accuracy when all labels are clean.

Table 1: Test accuracies (%) using CE loss and ELR with symmetric noise on CIFAR-10/100

Datasets (Architecture)	Symmetric label noise	Multi-step LR		Cosine annealing	
		CE	ELR	CE	ELR
CIFAR-10 (ResNet-34)	0	83.84	88.94	82.03	89.32
	10%	78.55	87.04	75.05	87.08
	15%	78.88	86.35	77.85	85.72
	20%	72.30	84.85	74.07	83.50
CIFAR-100 (ResNet-34)	0	75.34	73.66	75.48	74.79
	10%	68.52	73.09	68.79	73.13
	15%	65.34	71.94	64.99	72.86
	20%	61.82	71.10	61.41	71.9

### 5.3 Evaluation on CDON’s dataset

**Data pre-processing** The images of products provided by CDON are of different sizes. Most of them have  $80 \times 80$  pixels, but some vary by several pixels in width and/or height. We resize the images to  $32 \times 32$  pixels and then pre-process the data similarly.

**Networks and training** We use the ResNet-34 network architecture. We randomly split the original dataset into training and test sets, with a ratio of 9:1. The selected values for ELR hyper-parameters are  $\beta = 0.9$  and  $\lambda = 7$ . Cosine annealing learning rate is used. The other parameter settings are the same as the experiments for CIFAR-100.

**Results** We conduct a preliminary examination of the prediction results on CDON’s dataset using ELR. Figure 3 presents several examples. Since noisy labels are inherent in CDON’s dataset, it is impossible to precisely compute the accuracy concerning clean data. We still compute the fraction of samples that are predicted as their original categories as the test accuracy in further experiments, though this introduces slight biases to the true accuracy.



Figure 3: Examples of productions in CDON’s dataset, where the bottom-right image of a T-shirt is the only noise data. Products in the first row are all labeled as “earphone”, and the second row labeled as “cosmetic”. Above the images are our model’s predictions. The top-left image predicted as “painting” depicts a person wearing earphones, which causes interference to the prediction. The bottom-right image predicted as “t-shirt” presents a real T-shirt and is an example of noisy data.

### 5.4 Hyper-parameters Fine-tuning

We fine-tune our model with a random search over 8 hyperparameters and a grid search using a technique called a sweep. The two sweeps try out all over 400 possible combinations over 8 dedicated GPUs with a total computing time of over 300 hours. Figure 4 shows the mapping between combinations of hyperparameters and test accuracy.

We find among others that  $\lambda$  value 3.6 and  $\beta$  0.85 give the best results after 30 epochs. We then train our model for 150 epochs. The final test accuracy reaches 78.8%. We also incorporate SAM into our SGD learning algorithms. The final top 1 result has a mean value of 93.4% and a variance of

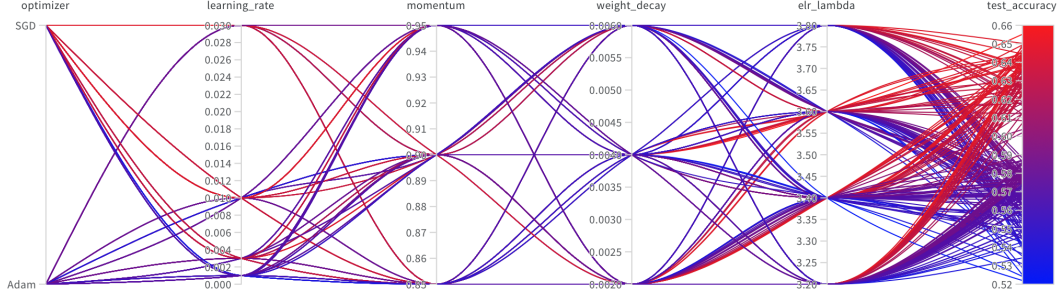
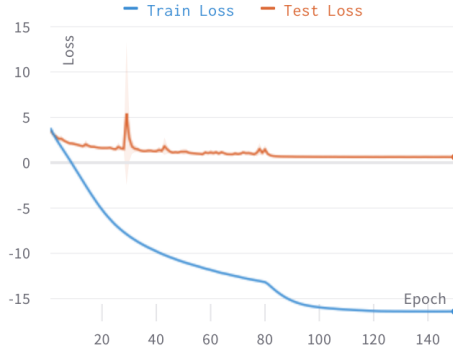
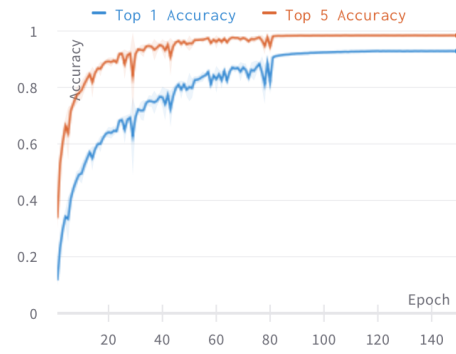


Figure 4: The second sweep, a grid search of 5 hyperparameters, where each run tries different combinations of the hyperparameters and the model is trained for 30 epochs. The best combination is used for further training for 150 epochs on CDON dataset.



(a) The training and test loss



(b) The top 1 and top 5 accuracy on the test set

Figure 5: The ResNet-34 model with CE and ELR, trained with SGD and SAM using fine-tuned hyperparameters and Multi-step Learning Rate scheduler. The training loss is measured with CE and test loss is measured with ELR. Results are from 4 independent runs with an estimated total computation of 1 958 400 TFLOPS. The figures show mean and standard deviations.

0.003. The top 5 results reach 98.2%. Figure 5 shows the results of 4 runs. In each run, the dataset is shuffled and training data and test data is divided afterwards.

## 6 Conclusion

By utilizing an Early-Learning Regularization term we are able to considerably improve the performance of our network in the case of noisy data. We have verified that using this method in CIFAR-10/100 improves the accuracy compared to a plain CE. We also see an improvement on the CDON dataset although limited. Future work could probably include more in-depth training using far more samples than we did and possibly getting an accuracy high enough to be actively used by CDON. One possible application is to put this Neural Network as a preliminary check when a new product is inserted by a third-party seller. If the network’s classification differs from the proposed one, a human can double-check and assess the right category. Although this is not a conclusive solution, it could still save a lot of time in the processing of new products.

## Acknowledgments and Disclosure of Funding

This project is sponsored by CDON. We would also like to thank Linode for supporting us with three Nvidia Quadro RTX 6000 and Google for supporting us with a Tesla V100 and a Tesla T4.

## References

- [1] S. Liu, J. Niles-Weed, N. Razavian, and C. Fernandez-Granda, “Early-learning regularization prevents memorization of noisy labels,” in *Advances in Neural Information Processing Systems 33: Annual Conference on Neural Information Processing Systems*, 2020.
- [2] X. Ma, H. Huang, Y. Wang, S. Romano, S. Erfani, and J. Bailey, “Normalized loss functions for deep learning with noisy labels,” in *Proceedings of the International Conference on Machine Learning*, PMLR, 2020, pp. 6543–6553.
- [3] Y. Wang, X. Ma, Z. Chen, Y. Luo, J. Yi, and J. Bailey, “Symmetric cross entropy for robust learning with noisy labels,” in *Proceedings of the IEEE/CVF International Conference on Computer Vision*, 2019, pp. 322–330.
- [4] *Clothing1m benchmark (image classification) - papers with code*, <https://paperswithcode.com/sota/image-classification-on-clothing1m>, Accessed: 2021-05-24.
- [5] P. Foret, A. Kleiner, H. Mobahi, and B. Neyshabur, “Sharpness-aware minimization for efficiently improving generalization,” *CoRR*, vol. abs/2010.01412, 2020.
- [6] K. He, X. Zhang, S. Ren, and J. Sun, “Deep residual learning for image recognition,” *CoRR*, vol. abs/1512.03385, 2015.