

# Theory of Paramagnon Drag in Thermoelectric Effect of Hubbard Model

Junya Endo,<sup>1</sup> Hiroyasu Matsuura,<sup>1</sup> and Masao Ogata<sup>1,2</sup>

<sup>1</sup>*Department of Physics, University of Tokyo, Bunkyo, Tokyo 113-0033, Japan*

<sup>2</sup>*Trans-scale Quantum Science Institute, University of Tokyo, Bunkyo-ku, Tokyo 113-0033, Japan*

(Dated: December 8, 2021)

It has been proposed that paramagnetic materials exhibit a unique thermoelectric effect near the ferromagnetic transition point due to spin fluctuations. This phenomenon is often referred to as paramagnon drag. We calculate the contribution of this paramagnon drag to the Seebeck coefficient microscopically on the basis of the linear response theory. This led to a general formula for the contribution to the Seebeck coefficient due to the paramagnon drag, and we clarify the conditions in which the Seebeck coefficient enhances near the ferromagnetic transition point for a single-band and isotropic system. Moreover, we calculate the Seebeck coefficients for a mixture of free-electron-like and flat bands.

## I. INTRODUCTION

The thermoelectric phenomenon has attracted much attention in recent years as an innovative technology that can extract energy from waste heat[1, 2]. The Seebeck effect is one of the thermoelectric effects, which produces a voltage difference  $\Delta V$  from a temperature difference  $\Delta T$ . The Seebeck coefficient  $S$  is defined by  $S = -\Delta V/\Delta T$ . Recently, high thermoelectric efficiency has been attempted to be achieved by the materials utilizing the magnetism[3–7]. From a theoretical aspect, the semiclassical Boltzmann transport theory is often used as a valid analytical method. However, in this method, it is difficult to include the effect of mutual interaction between electrons.

For microscopic analysis, the linear response to an external field applied to a thermal equilibrium state can be discussed by using the so-called Kubo formula[8]. After its establishment, the formulation of the linear response theory using the thermal Green's function[9] was a major breakthrough in the theoretical description of transport phenomena. In terms of thermoelectric phenomena, Kubo formula was applied to calculations of thermal transport coefficients[10].

The effect of spin fluctuations on the thermoelectric effect in ferromagnets has been vigorously studied both theoretically and experimentally[11–15]. In ferromagnets, spin waves "drag" electrons, which causes a unique thermoelectric effect. The spin waves are quantized and described by quasiparticles, which are called magnons, and thus this effect is called "magnon drag." In the magnon drag theory, the electron-magnon interaction is treated perturbatively, and the heat flow is described by calculating the Green's function. The diagrammatic representation of the magnon drag is also clarified[12, 13]. Originally, the drag effect of the elementary excitation was proposed in the phonon case, which is called phonon drag[16, 17].

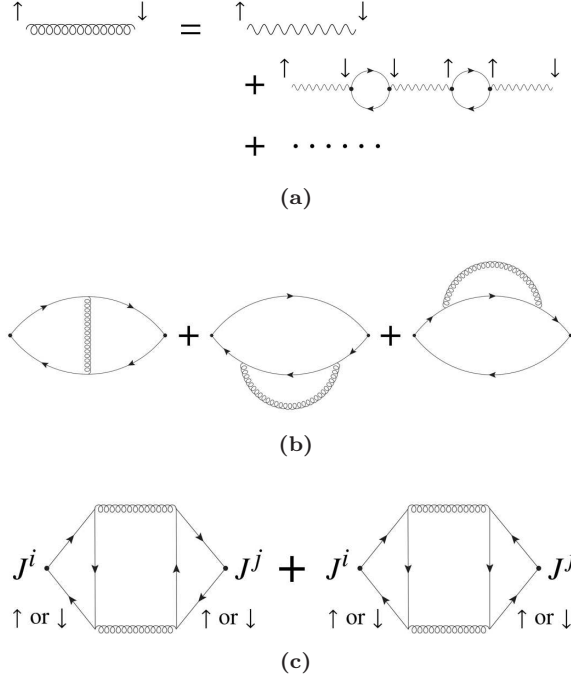
On the other hand, in the paramagnetic state, i.e., above the magnetic transition temperature, some materials have been reported to exhibit a unique thermoelectric effect due to spin fluctuation.  $\text{Fe}_2\text{V}_{0.9}\text{Cr}_{0.1}\text{Al}_{0.9}\text{Si}_{0.1}$

is one of such materials, whose absolute value of the Seebeck coefficient decreases when a magnetic field is applied[3]. The origin was proposed to be a suppression of the spin fluctuations in the magnetic field. Furthermore, in materials such as  $\text{RCO}_2$  ( $\text{R} = \text{Sc}, \text{Y}, \text{Lu}$ ) and  $\text{AFe}_4\text{Sb}_{12}$  ( $\text{A} = \text{Ca}, \text{Sr}, \text{Ba}$ ), a peculiar temperature dependence of the Seebeck coefficient has been observed, which is thought to be due to spin fluctuations[18–22]. The Seebeck effect due to the spin fluctuation has been studied theoretically by Boltzmann theory, which introduces the Kondo s-d coupling[23]. In this study, the qualitative behavior of the Seebeck coefficient at low temperatures was demonstrated.

In this paper, we discuss the Seebeck coefficient of the Hubbard model near the ferromagnetic transition point using the linear response theory. We identify the dominant perturbation terms and heat flows, and we calculate the quantitative dependence of the Seebeck coefficient on the energy dispersion of electron. The Seebeck coefficient near the transition point is obtained quantitatively by considering the contribution of the Feynman diagrams corresponding to the paramagnon drag effect, referring to the diagrammatic representation of magnon drag. This leads to a general expression for the correlation function due to the drag effect, assuming that the relaxation rate,  $\Gamma$ , is small and constant. Since the theory is microscopic and rigorous, it applies to the behavior at high temperatures. We also used it to obtain the transport coefficients in an isotropic system. In addition, we derived the conditions under which the Seebeck coefficient is enhanced by the paramagnon drag effect, and we showed that the enhancement actually occurs in a mixture of free-electron-like and flat bands.

## II. PARAMAGNON DRAG CONTRIBUTION TO TRANSPORT COEFFICIENTS

To study the transport phenomena near the phase transition point from a paramagnetic state to a ferromagnetic state, we consider ring approximation for the Hubbard interaction  $U_0$ . The diagram of this approximation is shown in Fig. 1(a). The obtained effective



**FIG. 1:** (a) Feynman diagram of the ring approximation between up-spin and down-spin in the Hubbard model. For each loop, we take the sum of the Matsubara frequency and the wavenumber. (b) Feynman diagrams of the first order of  $U(\mathbf{q}, \omega)$ . These contributions are small (see Appendix A). (c) Feynman diagrams for paramagnon drag effects.

interaction is related to the Stoner's theory of ferromagnetism, and its divergence corresponds to the transition to ferromagnetism. The effective interactions are written as

$$U_{\uparrow\downarrow}(\mathbf{q}, \omega) = \frac{U_0}{1 - (U_0\chi(\mathbf{q}, \omega))^2}, \quad (1)$$

$$U_{\uparrow\uparrow}(\mathbf{q}, \omega) = U_{\downarrow\downarrow}(\mathbf{q}, \omega) = \frac{U_0^2\chi(\mathbf{q}, \omega)}{1 - (U_0\chi(\mathbf{q}, \omega))^2}, \quad (2)$$

where  $\chi(\mathbf{q}, \omega)$  is the dynamic susceptibility.  $U_0\chi(\mathbf{0}, 0) = 1$  is nothing but Stoner's criterion of the transition point. Since  $U_0\chi \simeq 1$  near the ferromagnetic transition point, we assume that  $U_{\uparrow\downarrow}$  and  $U_{\uparrow\uparrow}$  are equal for simplicity.

For further discussion, let us make two assumptions. First, the system is isotropic, and then  $\varepsilon_{\mathbf{k}}$  depends only on  $k = |\mathbf{k}|$ . Second,  $\varepsilon_{\mathbf{k}}$  is a monotone function of  $k$ . Therefore, there is at most a single  $k$  that satisfies  $\varepsilon_{\mathbf{k}} = \varepsilon_F$ . Performing a Taylor expansion of  $\chi(\mathbf{q}, \omega)$  around  $q = 0$  and  $\omega = 0$  under these assumptions,  $U = U_{\uparrow\downarrow} = U_{\uparrow\uparrow}$  can be parametrized as

$$U^{R,A}(\mathbf{q}, \omega) = \frac{U_0}{\eta + A\tilde{q}^2 \mp iC\tilde{\omega}/\tilde{q}}, \quad (3)$$

where  $\tilde{q} = q/k_F$ ,  $\tilde{\omega} = \omega/\varepsilon_F$ [24], and the superscript  $R(A)$  represents the retarded (advanced) interaction, used later. In this parametrization, we assume  $\tilde{q}, \tilde{\omega}/\tilde{q} \ll$

1. As  $\eta \rightarrow +0$ ,  $U(\mathbf{0}, 0)$  approaches infinity, which corresponds to the ferromagnetic transition. In other words,  $\eta$  represents the distance from the critical point. Since we assume that the system is isotropic, the Taylor expansion  $|\mathbf{k} - \mathbf{q}| \simeq k - q \cos \theta + q^2 \sin^2 \theta / 2k$  for small  $q$  leads to Eq. (3). Using self-consistent renormalization (SCR) theory, we can determine the parameters  $A$  and  $C$  in a self-consistent manner[25]. However, the specific values of these parameters turn out to be unimportant in the following discussion.

We focus on the Seebeck coefficient  $S = L^{12}/TL^{11}$  in this paper, where  $L^{ij}$  are the thermoelectric linear-response coefficients

$$\mathbf{J}^1 = L^{11} \mathbf{E} + L^{12} \left( -\frac{\nabla T}{T} \right). \quad (4)$$

Here  $\mathbf{J}^1$ ,  $\mathbf{E}$ , and  $\nabla T$  are electric current density, electric field, and temperature gradient, respectively. The Kubo formula is usable to obtain  $L^{ij}$ . The correlation function is defined by

$$\Phi_{\mu\nu}^{ij}(\mathbf{q}, i\omega_\lambda) = \frac{1}{V} \int_0^\beta d\tau \left\langle \hat{J}_{H,\mathbf{q},\mu}^i(\tau) \hat{J}_{H,-\mathbf{q},\nu}^j(0) \right\rangle e^{i\omega_\lambda \tau}, \quad (5)$$

where  $V$  and  $i\omega_\lambda$  are the volume of the system and Matsubara frequency, respectively. The subscript  $H$  of  $\hat{J}$  represents Heisenberg representation and  $\mu, \nu$  represents the direction such as  $x, y$ . With the analytic prolongation of Matsubara frequency to real frequency as  $i\omega_\lambda \rightarrow \hbar\omega + i\delta$ ,  $L^{ij}$  can be calculated as

$$L^{ij} = \lim_{\omega \rightarrow 0} \frac{\Phi_{xx}^{ij}(\mathbf{0}, \hbar\omega) - \Phi_{xx}^{ij}(\mathbf{0}, 0)}{i(\omega + i\delta)}. \quad (6)$$

For the Hubbard model with energy dispersion  $\varepsilon_{\mathbf{k}}$ , the electric current density operator becomes

$$\hat{J}_{\mathbf{q}=\mathbf{0},x}^1 = \sum_{\mathbf{k},\sigma} e v_{\mathbf{k},x} c_{\mathbf{k}\sigma}^\dagger c_{\mathbf{k}\sigma}, \quad (7)$$

with  $v_{\mathbf{k},x} = \partial \varepsilon_{\mathbf{k}} / \hbar \partial k_x$ , and  $e < 0$ . and the heat current density operator becomes  $\hat{J}_{\mathbf{q}=\mathbf{0},x}^2 = \hat{J}_{\mathbf{q}=\mathbf{0},x}^{2,kin} + \hat{J}_{\mathbf{q}=\mathbf{0},x}^{2,e-e}$  where[26–28]

$$\hat{J}_{\mathbf{q}=\mathbf{0},x}^{2,kin} = \sum_{\mathbf{k},\sigma} (\varepsilon_{\mathbf{k}} - \mu) v_{\mathbf{k},x} c_{\mathbf{k}\sigma}^\dagger c_{\mathbf{k}\sigma}, \quad (8)$$

$$\begin{aligned} \hat{J}_{\mathbf{q}=\mathbf{0},x}^{2,e-e} &= \frac{1}{V} \sum_{\mathbf{k},\mathbf{k}',\mathbf{q}',\alpha\beta} U_0 v_{\mathbf{k},x} \\ &\times c_{\mathbf{k}+\frac{\mathbf{q}'}{2},\alpha}^\dagger c_{\mathbf{k}'-\mathbf{q}',\beta}^\dagger c_{\mathbf{k}',\beta} c_{\mathbf{k}-\frac{\mathbf{q}'}{2},\alpha}. \end{aligned} \quad (9)$$

Here  $\hat{J}_{\mathbf{q}=\mathbf{0},x}^{2,kin}$  is due to kinetic energy of electrons, and  $\hat{J}_{\mathbf{q}=\mathbf{0},x}^{2,e-e}$  is due to the electron-electron interactions.

As discussed in Ref. 28, without the heat current of a long range coulomb interaction, a heat current of phonon,

and a part of heat currents occuring from the electron-phonon interaction, we obtain

$$L^{11} = \int d\varepsilon (-f'(\varepsilon))\sigma(\varepsilon, T), \quad (10)$$

$$L^{12} = \frac{1}{e} \int d\varepsilon (-f'(\varepsilon))(\varepsilon - \mu)\sigma(\varepsilon, T), \quad (11)$$

where  $\sigma(\varepsilon, T)$  is the spectral conductivity. We call them Sommerfeld-Bethe relation. Note that for the Hubbard model we have  $\hat{J}_{\mathbf{q}=0,x}^{2,e-e}$ , but Sommerfeld-Bethe relation holds[27].

To discuss the essence of the paramagnon drag effect,

we consider Feynman diagrams shown in Fig. 1(b) (Maki-Thompson type) and Fig. 1(c) (Aslamazov-Larkin type). Firstly, we find that the contribution of the first order of  $U(\mathbf{q}, \omega)$  in Fig. 1(b) is smaller than that of the second order shown in Fig. 1(c) in the region of  $\tilde{q}, \tilde{\omega} \ll 1$ , as shown in Appendix A. Therefore, we consider that the main contribution of the paramagnon drag effect comes from the diagram in Fig. 1(c). In fact, for certain situations, it has been shown to represent the effects of spin fluctuations[29, 30]. The contribution of the diagram in Fig. 1(c) becomes

$$\begin{aligned} \Phi_{drag}^{ij}(i\omega_\lambda) = & \frac{4(k_B T)^3}{V^3} \sum_{\mathbf{k}_1, \mathbf{k}_2, \mathbf{q}} \sum_{l, m, n} \mathcal{G}(\mathbf{k}_1, i\varepsilon_{m-}) \mathcal{G}(\mathbf{k}_1, i\varepsilon_m) \mathcal{G}(\mathbf{k}_2, i\varepsilon_{n-}) \mathcal{G}(\mathbf{k}_1 - \mathbf{q}, i\varepsilon_m - i\omega_l) \mathcal{G}(\mathbf{k}_2 - \mathbf{q}, i\varepsilon_n - i\omega_l) \\ & \times U(\mathbf{q}, i\omega_{l-}) U(\mathbf{q}, i\omega_l) J_x^i(\mathbf{k}_1) (\mathcal{G}(\mathbf{k}_2, i\varepsilon_n) J_x^j(\mathbf{k}_2) + \mathcal{G}(\mathbf{k}_2 - \mathbf{q}, i\varepsilon_{n-} - i\omega_l) J_x^j(\mathbf{k}_2 - \mathbf{q})), \end{aligned} \quad (12)$$

where the factor 4 comes from the spin summations (see Fig. 1(c)),  $\varepsilon_m = (2m+1)\pi k_B T$  and  $\varepsilon_n = (2n+1)\pi k_B T$  are fermion Matsubara frequencies,  $\omega_l = 2l\pi k_B T$  is a boson Matsubara frequency, and  $\varepsilon_{m-} = \varepsilon_m - \omega_\lambda$ . We assume that the electron thermal Green's function satisfies  $\mathcal{G}(\mathbf{k}, i\varepsilon_n) = (i\varepsilon_n - \varepsilon_{\mathbf{k}} + \mu + i\Gamma \text{sign}(\varepsilon_n) - \Sigma)^{-1}$ , where  $\Gamma$  is the relaxation rate of the electrons due to the impurity scattering, and  $\Sigma$  is the self-energy due to the spin fluctuation, respectively. In this paper, we consider  $\Gamma$  and neglect  $\Sigma$  for simplicity. The effect of real and imaginary parts of  $\Sigma$  are qualitatively discussed in section IV. Note that we have used  $\hat{J}_{\mathbf{q}=0,x}^{2,kin}$  for the heat current operator and thus  $\hat{J}_x^2(\mathbf{k}) = (\varepsilon_{\mathbf{k}} - \mu)v_{\mathbf{k}x}$  and  $\hat{J}_x^1(\mathbf{k}) = ev_{\mathbf{k}x}$ . In Eq. (12), we find that the main contribution in the summation of  $\omega_l$  comes from the region of  $0 < \omega_l < \omega_\lambda$ , where  $U(\mathbf{q}, i\omega_{l-})U(\mathbf{q}, i\omega_l)$  becomes  $U^A U^R$  and the derivative of Bose distribution function  $N'(\varepsilon)$  appears. We can take the summation of  $l, m, n$ , and take analytic continuation  $i\omega_l \rightarrow \hbar\omega + i\delta$ . In the summation of  $m$  and  $n$ , the terms  $G^R G^R G^R$  and  $G^A G^A G^A$  can be neglected for  $\Gamma/\varepsilon_F \ll 1$ . Here  $G^R$  and  $G^A$  are the retarded and advanced Green's functions, respectively. In addition, we use the relations  $G^R(\mathbf{k}, \varepsilon)G^A(\mathbf{k}, \varepsilon) \simeq \pi\delta(\varepsilon - \varepsilon_{\mathbf{k}})/\Gamma$ , and  $G^R(\mathbf{k}, \varepsilon) - G^A(\mathbf{k}, \varepsilon) \simeq -2\pi i\delta(\varepsilon - \varepsilon_{\mathbf{k}})$  for  $\Gamma/\varepsilon_F \ll 1$ . With these approximations, we obtain

$$\begin{aligned} \Phi_{drag}^{ij}(\hbar\omega + i\delta) = & -\frac{2\pi i\hbar\omega}{\Gamma^2 V^3} \sum_{\mathbf{k}_1, \mathbf{k}_2, \mathbf{q}} N'(\Delta\varepsilon_1) (f(\varepsilon_{\mathbf{k}_1}) - f(\varepsilon_{\mathbf{k}_1-\mathbf{q}})) (f(\varepsilon_{\mathbf{k}_2}) - f(\varepsilon_{\mathbf{k}_2-\mathbf{q}})) \\ & \times U^R(\mathbf{q}, \Delta\varepsilon_1) U^A(\mathbf{q}, \Delta\varepsilon_1) J_x^i(\mathbf{k}_1) (J_x^j(\mathbf{k}_2) - J_x^j(\mathbf{k}_2 - \mathbf{q})) \delta(\Delta\varepsilon_1 - \Delta\varepsilon_2) + O(\omega^2), \end{aligned} \quad (13)$$

where  $N(x)$  is Bose distribution function  $(e^{\beta x} - 1)^{-1}$ , and  $\Delta\varepsilon_i = \varepsilon_{\mathbf{k}_i} - \varepsilon_{\mathbf{k}_i-\mathbf{q}}$ . It seems that the expression in (13) diverges when  $\Delta\varepsilon_1 \rightarrow 0$  because  $|N'(x \rightarrow 0)| \rightarrow \infty$ . However, as  $(f(\varepsilon_{\mathbf{k}_1}) - f(\varepsilon_{\mathbf{k}_1-\mathbf{q}}))(f(\varepsilon_{\mathbf{k}_2}) - f(\varepsilon_{\mathbf{k}_2-\mathbf{q}})) \rightarrow 0$  when  $\Delta\varepsilon_1 = \Delta\varepsilon_2 \rightarrow 0$ , the divergence is just a cosmetic

singularity.

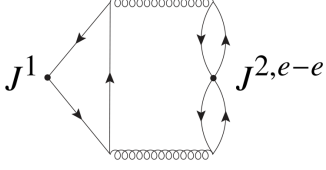
$U^R$  and  $U^A$  become large where  $|\mathbf{q}| \ll k_F$  and  $|\Delta\varepsilon_1| \ll \varepsilon_F, k_B T$ . Then, we consider the Laurent expansion around  $\mathbf{q} = \mathbf{0}$  and  $\Delta\varepsilon_1 = 0$ . With this expansion, we have  $N'(\Delta\varepsilon_1) \simeq -k_B T/(\Delta\varepsilon_1)^2$ . Using these expansions and integrating with respect to  $\mathbf{k}_1$  and  $\mathbf{k}_2$ , we obtain

$$L_{drag}^{11} \simeq \frac{1}{V} \sum_{\mathbf{q}} \frac{e^2 U_0^2 \varepsilon_F \tilde{q}_x^2}{16\pi^2 \hbar \tilde{q} \Gamma^2} \frac{k_B T}{C(\eta + A\tilde{q}^2)} \int d\mathbf{k}_2 k_2 (-f'(\varepsilon_{\mathbf{k}_2})) \int d\mathbf{k}_1 k_1 (-f'(\varepsilon_{\mathbf{k}_1})), \quad (14)$$

$$L_{drag}^{12} \simeq \frac{1}{V} \sum_{\mathbf{q}} \frac{e U_0^2 \varepsilon_F \tilde{q}_x^2}{16\pi^2 \hbar \tilde{q} \Gamma^2} \frac{k_B T}{C(\eta + A\tilde{q}^2)} \int d\mathbf{k}_2 k_2 (-f'(\varepsilon_{\mathbf{k}_2})) \int d\mathbf{k}_1 k_1 (\varepsilon_{\mathbf{k}_1} - \mu) (-f'(\varepsilon_{\mathbf{k}_1})). \quad (15)$$

The derivation of these results is shown in Appendix

B. We can see that Eqs. (14) and (15) satisfy the



**FIG. 2:** The lowest-order Feynman diagram between  $J^1 = \hat{J}_{q=0,x}^1$  and  $J^{2,e-e} = \hat{J}_{q=0,x}^{2,e-e}$ , which corresponds to the paramagnon drag effect. This contribution can be neglected as shown in Appendix C.

Sommerfeld-Bethe relation.

Note that for  $L^{12}$ , there are other contributions due to  $\hat{J}_{q=0,x}^{2,e-e}$ . The lowest-order Feynman diagram using  $\hat{J}_{q=0,x}^{2,e-e}$  and corresponding to the paramagnon drag effect will be that shown in Fig. 2. However, we find that the contribution of this Feynman diagram is very small compared with the contributions of Fig. 1(c) under the approximations of  $\Gamma/\varepsilon_F \ll 1$  and  $\Delta\varepsilon/\varepsilon_F \ll 1$  (see Appendix C). This will be the reason why Eq. (15) with only  $\hat{J}_{q=0,x}^{2,kin}$  satisfies the Sommerfeld-Bethe relation. Some approximations have been made in the derivation of Eqs. (14) and (15). We have confirmed that these approximations are valid for the case with  $\eta \ll 1$  by computing with direct integration of Eq. (13) by Monte Carlo integration with the replacement of  $\delta(x) \simeq \Delta/\pi(x^2 + \Delta^2)$  ( $\Delta \ll 1$ ).

### III. SEEBECK COEFFICIENT

The Seebeck coefficient becomes

$$S = \frac{1}{T} \frac{L_{free}^{12} + L_{drag}^{12}}{L_{free}^{11} + L_{drag}^{11}}, \quad (16)$$

where  $L_{free}^{11}$  and  $L_{free}^{12}$  are the contributions in the order of  $(U_0)^0$ ,

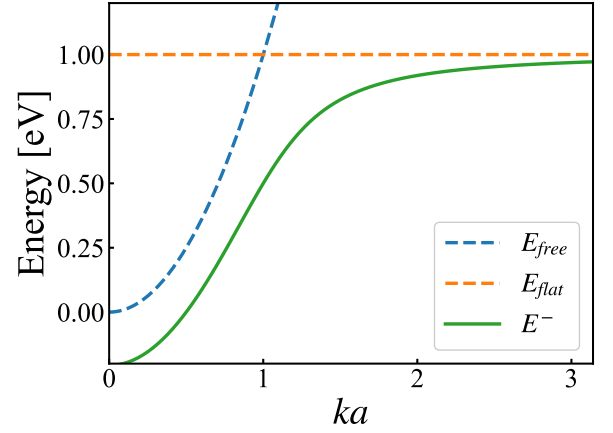
$$L_{free}^{11} = \frac{\hbar}{\Gamma} \frac{1}{V} \sum_{\mathbf{k}} e^2 v_{\mathbf{k},x}^2 (-f'(\varepsilon_{\mathbf{k}})), \quad (17)$$

$$L_{free}^{12} = \frac{\hbar}{\Gamma} \frac{1}{V} \sum_{\mathbf{k}} e v_{\mathbf{k},x}^2 (\varepsilon_{\mathbf{k}} - \mu) (-f'(\varepsilon_{\mathbf{k}})). \quad (18)$$

As  $\eta$  approaches zero, i.e., as the system approaches the ferromagnetic transition point, or as the temperature approaches the Curie temperature ( $T_c$ ), we expect that  $L_{drag}^{ij}$  dominates  $L_{free}^{ij}$ . In this case,  $S$  can be approximately expressed as

$$S_{drag} = \frac{L_{drag}^{12}}{T L_{drag}^{11}} \simeq \frac{1}{eT} \frac{\int dk k (\varepsilon_k - \mu) (-f'(\varepsilon_k))}{\int dk k (-f'(\varepsilon_k))}. \quad (19)$$

On the other hand, as  $\eta$  becomes larger,  $L_{drag}^{ij}$  becomes



**FIG. 3:** Energy dispersion  $E^-$  in comparison with that of the free electron band.

smaller than  $L_{free}^{ij}$  and the Seebeck coefficient approaches

$$\begin{aligned} S_{free} &= \frac{L_{free}^{12}}{T L_{free}^{11}} \\ &= \frac{1}{eT} \frac{\int dk k^2 \left(\frac{\partial \varepsilon_k}{\partial k}\right)^2 (\varepsilon_k - \mu) (-f'(\varepsilon_k))}{\int dk k^2 \left(\frac{\partial \varepsilon_k}{\partial k}\right)^2 (-f'(\varepsilon_k))}. \end{aligned} \quad (20)$$

This means that the Seebeck coefficient gradually changes from  $S_{free}$  to  $S_{drag}$  as  $T \rightarrow T_c$ .

#### A. The condition for $|S_{drag}| > |S_{free}|$

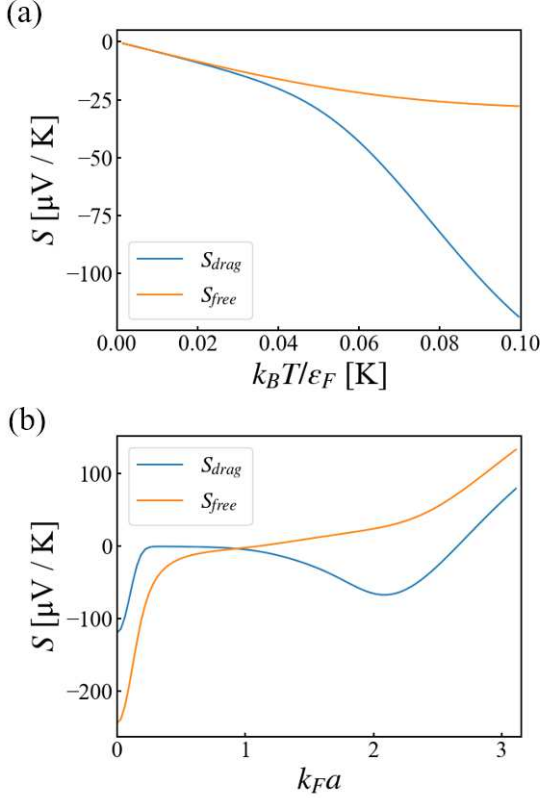
We can see that the values of  $S_{drag}$  and  $S_{free}$  depend only on the functional form of  $\varepsilon_k$ . It is generally difficult to find the exact condition for  $|S_{drag}| > |S_{free}|$  because they include integrals. However, when  $k_B T/\mu \ll 1$ , one can find the condition in a simple form using the Sommerfeld expansion.

We assume that  $\varepsilon_k$  is an increasing function of  $k$ , and  $k_F$  is in the Brillouin zone. Then, the Seebeck coefficients become

$$S_{free} \simeq -\frac{\pi^2 k_B^2 T}{3|e|} \frac{2\varepsilon'(k_F) + k_F \varepsilon''(k_F)}{k_F (\varepsilon'(k_F))^2}, \quad (21)$$

$$S_{drag} \simeq -\frac{\pi^2 k_B^2 T}{3|e|} \frac{\varepsilon'(k_F) - k_F \varepsilon''(k_F)}{k_F (\varepsilon'(k_F))^2}. \quad (22)$$

Here, we used the Sommerfeld expansion after changing the wavenumber integral to the energy integral as  $k = k(\varepsilon)$ . For example, in the case of  $\varepsilon_k \propto k^2$  (free electron),  $S_{drag}/S_{free} \simeq 0$ . Since we have assumed  $\varepsilon'(k_F) > 0$ ,  $|S_{drag}| > |S_{free}|$  holds only when  $k_F \varepsilon''(k_F) < -\varepsilon'(k_F)/2$ . This means that the dispersion relation needs to be upwardly convex.



**FIG. 4:** (a) Temperature dependence of the Seebeck coefficient of  $E^-$  band due to drag effect ( $S_{\text{drag}}$ ), and one at  $U = 0$  ( $S_{\text{free}}$ ) with  $k_F a = 0.93$ . At this  $k_F$ ,  $S_{\text{drag}} \simeq S_{\text{free}}$  at low temperature. (b)  $k_F$  dependence at  $T = 100$  K.

### B. A model with a flat band and free electron band

As an example, we consider a model that realizes  $\epsilon''(k_F) < 0$ . Let us consider a two-band model where the kinetic energy part of the Hamiltonian is given by

$$\mathcal{H} = \begin{pmatrix} \hbar^2 k^2 / 2m & V \\ V^* & E_0 \end{pmatrix}, \quad (23)$$

where  $E_0 (> 0)$  is the energy of the flat band, and  $V$  represents a mixing term between the dispersive electron band and the flat band. The eigenenergies of this Hamiltonian are

$$E^\pm = \frac{1}{2} \left( K^2 + E_0 \pm \sqrt{(E_0 - K^2)^2 + 4|V|^2} \right), \quad (24)$$

where  $K^2 = \hbar^2 k^2 / 2m$ . For simplicity, let us assume that the chemical potential satisfies  $0 < \mu < E_0$ , and consider only the band corresponding to  $E^-$ . This model can be used as a possible effective model for the present work, because the shape of the band, similar to the flat band, increases the density of states and facilitates the ferromagnetic transition.

In this model, we calculate the Seebeck coefficient  $S_{\text{drag}}$  due to the paramagnon drag effect induced by

the Hubbard interaction. We perform the integration in Eqs. (14) and (15) numerically, and take the ratio  $S_{\text{drag}} = L_{\text{drag}}^{12} / T L_{\text{drag}}^{11}$ . We set  $E_0 = 1.0$  eV,  $V = 0.5$  eV, and  $\hbar^2 / 2ma^2 = 1.0$  eV where  $a$  is lattice constant. With these parameters, the energy dispersion,  $E^-$ , is shown in Fig. 3, and the obtained Seebeck coefficients are shown in Fig. 4. Figure 4(a) shows the temperature dependence of  $S_{\text{drag}}$  and  $S_{\text{free}}$  in the case of  $k_F a = 0.93$ . At low temperatures, the Seebeck coefficients are proportional to the temperature, and  $S_{\text{free}} \simeq S_{\text{drag}}$  is satisfied because we have chosen  $k_F$  that satisfies  $\epsilon'(k_F) + 2k_F \epsilon''(k_F) \simeq 0$ . At high temperatures, it can be seen that  $S_{\text{drag}}$  is larger than  $S_{\text{free}}$  at high temperatures. This is because the effect of energy dispersion away from the Fermi surface starts to contribute. Note that since the actual Seebeck coefficient  $S$  can be expressed as in Eq. (16), and therefore  $S_{\text{drag}} < S < S_{\text{free}}$  or  $S_{\text{free}} < S < S_{\text{drag}}$ . It is considered that  $S \simeq S_{\text{drag}}$  near the Curie temperature. Figure 4(b) shows the dependence of  $S_{\text{drag}}$  and  $S_{\text{free}}$  on the Fermi wavenumber.  $-S_{\text{drag}}$  become larger than  $-S_{\text{free}}$  in the region of  $k_F a > 0.93$ , where the energy dispersion  $E^-$  is convex upwards. In this region, it is expected that  $-S$  increases as the temperature approaches  $T_c$  because  $-S_{\text{drag}} > -S > -S_{\text{free}}$  is satisfied and  $S$  approaches  $S_{\text{drag}}$  as  $T \rightarrow T_c$ . The sign change of the Seebeck coefficient at large  $k_F$  is caused by considering only a single band and restricting the integration only in the Brillouin zone.

## IV. DISCUSSION AND CONCLUSION

Finally, we discuss the additional contribution to the Seebeck effect from the self-energy due to the spin fluctuation  $\Sigma$ . First,  $\text{Im } \Sigma(0)$  does not affect  $S_{\text{drag}}$  because of the cancellation similar to the cancellation of the constant  $\Gamma$  in  $L^{12}/L^{11}$ . Second, when we take account of the  $\omega$  dependence of  $\text{Im } \Sigma$  and the Sommerfeld-Bethe relation, an additional contribution proportional to  $d \log(\text{Im } \Sigma) / d\omega$  will appear in the Seebeck coefficient. However, it was shown that  $\text{Im } \Sigma$  is an even function of  $\omega$  near the Fermi energy[31, 32], so that we can approximate the self-energy as  $-\text{Im } \Sigma \simeq \Gamma_0 + a\omega^2$ . In this case, the amplitude of  $d \log(\text{Im } \Sigma) / d\omega$  is expected to be small in comparison with Eq. (19). As for the real part of the self-energy, the change as a function of  $k$  around  $k = k_F$  is found to be sufficiently slow[31]. Therefore, the shape of the band dispersion will not be changed significantly, and the real part of the self-energy just renormalizes the effective mass and the chemical potential.

However, these arguments are qualitative, and we need a quantitative discussion to obtain more precise results for the self-energy due to the spin fluctuation. It is possible by taking into account the Feynman's diagrams we neglected in this paper and by examining the details of the self-energy for more specific models. But it is beyond our approximation, and it remains as a future problem.

In this paper, we investigated the behavior of the See-

beck coefficient around the ferromagnetic transition temperature in the Hubbard model taking account of the paramagnon drag effects. In particular, for an isotropic system,  $S_{drag}$  can be calculated by Eqs. (14) and (15). We found the condition of  $\varepsilon_k$  where the contribution of the paramagnon drag is large. In addition, as a model for the large Seebeck coefficient near  $T_c$ , we performed specific calculations for a mixture of free-electron-like and flat bands. In conclusion, we showed that the paramagnon drag effect can enhance the Seebeck coefficient near the ferromagnetic transition temperature. The present method gave a basis for the prediction of mate-

rials with large paramagnon drag contributions.

## ACKNOWLEDGEMENT

We are grateful to T. Mori and N. Tsujii for fruitful discussions. This work is supported by Grants-in-Aid for Scientific Research from the Japan Society for the Promotion of Science (Nos. JP20K03802, JP18H01162, and JP18K03482) and JST-Mirai Program Grant Number JPMJMI19A1, Japan. J. Endo was supported by the Japan Society for the Promotion of Science through the Program for Leading Graduate Schools (MERIT).

## Appendix A: The first order of $U$

The contribution of the first order of  $U(\mathbf{q}, \omega)$  shown in Fig. 1(b) is

$$\begin{aligned} \Phi_{xx}^{ij,(1)}(i\omega_\lambda) = & \frac{2(k_B T)^2}{V^2} \sum_{l,n} \sum_{\mathbf{k}, \mathbf{q}} \mathcal{G}(\mathbf{k}, i\varepsilon_{n-}) \mathcal{G}(\mathbf{k}, i\varepsilon_n) J_x^i(\mathbf{k}) \{ \mathcal{G}(\mathbf{k} - \mathbf{q}, i\varepsilon_{n-} - i\omega_l) \mathcal{G}(\mathbf{k} - \mathbf{q}, i\varepsilon_n - i\omega_l) J_x^j(\mathbf{k} - \mathbf{q}) \\ & + (\mathcal{G}(\mathbf{k}, i\varepsilon_n) \mathcal{G}(\mathbf{k} - \mathbf{q}, i\varepsilon_n - i\omega_l) + \mathcal{G}(\mathbf{k}, i\varepsilon_{n-}) \mathcal{G}(\mathbf{k} - \mathbf{q}, i\varepsilon_{n-} - i\omega_l)) J_x^j(\mathbf{k}) \} U(\mathbf{q}, i\omega_l). \end{aligned} \quad (A1)$$

Taking the summation of the Matsubara frequencies, and assuming  $\Delta\varepsilon = \varepsilon_{\mathbf{k}} - \varepsilon_{\mathbf{k}-\mathbf{q}} \ll \varepsilon_F$ , we obtain

$$\Phi_{xx}^{ij,(1)}(\hbar\omega + i\delta) = \frac{\hbar\omega}{2\Gamma^2} N'(\Delta\varepsilon) (f(\varepsilon_{\mathbf{k}}) - f(\varepsilon_{\mathbf{k}-\mathbf{q}})) (U^R(\mathbf{q}, \Delta\varepsilon) - U^A(\mathbf{q}, \Delta\varepsilon)) J_x^i(\mathbf{k}) (J_x^j(\mathbf{k}) - J_x^j(\mathbf{k} - \mathbf{q})). \quad (A2)$$

We have used the same approximation as in the text, i.e.,  $G^R G^R G^R G^R$  and  $G^A G^A G^A G^A$  are neglected, and  $-\omega_\lambda < \omega_l < \omega_\lambda$  is assumed. When we calculate Eq. (A2) in the region of  $|\mathbf{q}| \ll k_F$ , we find that it is proportional to  $\tilde{q}^3$ , which is in the higher order than Eq. (13). Therefore, this contribution is smaller than those from Fig. 1(c).

## Appendix B: The derivation of Eqs. (14) and (15)

First, assuming  $\Delta\varepsilon_1 = \Delta\varepsilon_2 \ll \varepsilon_F$ , Eq. (13) divided by  $i\omega$  becomes

$$\frac{2\pi\hbar k_B T}{\Gamma^2 V^3} \sum_{\mathbf{k}_1, \mathbf{k}_2, \mathbf{q}} f'(\varepsilon_{\mathbf{k}_1}) f'(\varepsilon_{\mathbf{k}_2}) \frac{U_0^2}{(\eta + A\tilde{q}^2)^2 + (C\tilde{\varepsilon}_{\mathbf{k}_1}/\tilde{q})^2} \times J_x^i(\mathbf{k}_1) (J_x^j(\mathbf{k}_2) - J_x^j(\mathbf{k}_2 - \mathbf{q})) \delta(\Delta\varepsilon_1 - \Delta\varepsilon_2). \quad (B1)$$

Let us calculate  $L_{drag}^{11}$  ( $L_{drag}^{12}$  can be calculated in the same way). In an isotropic system,

$$\Delta\varepsilon_i \simeq \left( q \cos \theta_i - \frac{q^2}{2k_i} \right) \varepsilon'(k_i), \quad (B2)$$

$$J_x^1(\mathbf{k}_1) \simeq \frac{\cos \theta_1 \cos \alpha + \sin \theta_1 \sin \varphi_1 \sin \alpha}{\hbar} e\varepsilon'(k_1), \quad (B3)$$

$$J_x^1(\mathbf{k}_2) - J_x^1(\mathbf{k}_2 - \mathbf{q}) \simeq \frac{q \cos \alpha}{\hbar k_2} e\varepsilon'(k_2), \quad (B4)$$

where  $\theta_i$  is the angle between  $\mathbf{k}_i$  and  $\mathbf{q}$ , and  $\alpha$  is between  $\mathbf{q}$  and the  $x$  direction. After the integral of  $\theta_1, \theta_2, \varphi_1$  and  $\varphi_2$ , we obtain

$$\begin{aligned} L_{drag}^{11} \simeq & \frac{k_B T}{(2\pi)^3 \hbar \Gamma^2 V} \sum_{\mathbf{q}} \cos^2 \alpha \int d\mathbf{k}_2 k_2 (-f'(\varepsilon(k_2))) \\ & \times \int d\mathbf{k}_1 k_1^2 \varepsilon'(k_1) \frac{1}{\eta + A\tilde{q}^2} \frac{\tilde{q}}{C k_1 \varepsilon'(k_1)} \text{Arctan} \left( \frac{(1 - \tilde{q}/2\tilde{k}_1) C \tilde{q} \varepsilon'(k_1)}{\eta + A\tilde{q}^2} \right) (-f'(\varepsilon(k_1))). \end{aligned} \quad (B5)$$

By approximating  $\text{Arctan}(x)$  is a constant,  $\pi/2$ , we obtain Eq. (14).

### Appendix C: The contribution of $J_{\mathbf{q}=0,x}^{2,e-e}$

To certify that the contribution of  $J_{\mathbf{q}=0,x}^{2,kin}$  is dominant, let us calculate Fig. 2. Writing down the diagram in the form of thermal Green's functions, we obtain

$$\begin{aligned} \Phi_{e-e}^{12}(i\omega_\lambda) &= \frac{8(k_B T)^4}{V^4} \sum_{\mathbf{k}_1, \mathbf{k}_2, \mathbf{k}', \mathbf{q}} \sum_{l, m_1, m_2, n} \mathcal{G}(\mathbf{k}_1, i\varepsilon_{m_1-}) \mathcal{G}(\mathbf{k}_2, i\varepsilon_{m_2}) \mathcal{G}(\mathbf{k}', i\varepsilon_{n-}) \mathcal{G}(\mathbf{k}', i\varepsilon_n) \\ &\times \mathcal{G}(\mathbf{k}_1 - \mathbf{q}, i\varepsilon_{m_1} - i\omega_l) \mathcal{G}(\mathbf{k}_2 - \mathbf{q}, i\varepsilon_{m_2} - i\omega_l) \mathcal{G}(\mathbf{k}' - \mathbf{q}, i\varepsilon_n - i\omega_l) U(\mathbf{q}, i\omega_l) U(\mathbf{q}, i\omega_l) \\ &\times J_x^1(\mathbf{k}') J_x^{2,e-e} \left( \mathbf{k}_1 - \frac{\mathbf{q}}{2} \right). \end{aligned} \quad (C1)$$

With the same approximations as used in the derivation of Eq. (13), we get

$$\begin{aligned} \Phi_{e-e}^{12}(\hbar\omega + i\delta) &= \frac{4\pi^2 i \hbar \omega}{\Gamma V^4} \sum_{\mathbf{k}_1, \mathbf{k}_2, \mathbf{k}', \mathbf{q}} N'(\Delta\varepsilon')(f(\varepsilon_{\mathbf{k}_1}) - f(\varepsilon_{\mathbf{k}_1-\mathbf{q}}))(f(\varepsilon_{\mathbf{k}_2}) - f(\varepsilon_{\mathbf{k}_2-\mathbf{q}}))(f(\varepsilon_{\mathbf{k}'}) - f(\varepsilon_{\mathbf{k}'-\mathbf{q}})) \\ &\times \delta(\Delta\varepsilon_1 - \Delta\varepsilon') \delta(\Delta\varepsilon_2 - \Delta\varepsilon') U^R(\mathbf{q}, \Delta\varepsilon') U^A(\mathbf{q}, \Delta\varepsilon') J_x^1(\mathbf{k}') J_x^{2,e-e} \left( \mathbf{k}_1 - \frac{\mathbf{q}}{2} \right) + O(\omega^2). \end{aligned} \quad (C2)$$

In the limit of  $\Delta\varepsilon_1 = \Delta\varepsilon_2 = \Delta\varepsilon' \rightarrow 0$ , this term disappears, while Eq. (13) approaches a constant. Therefore, we conclude that the contribution from Fig. 2 is smaller than those from Fig. 1(c).

- 
- |   |  |
|---|--|
| <p>[1] B. C. Sales, <i>Science</i> <b>295</b>, 1248 (2002).</p> <p>[2] X. Shi, L. Chen, and C. Uher, <i>International Materials Reviews</i> <b>61</b>, 379 (2016).</p> <p>[3] N. Tsujii, A. Nishide, J. Hayakawa, and T. Mori, <i>Science Advances</i> <b>5</b>, (2019).</p> <p>[4] F. Ahmed, N. Tsujii, and T. Mori, <i>J. Mater. Chem. A</i> <b>5</b>, 7545 (2017).</p> <p>[5] S. Acharya, S. Anwar, T. Mori, and A. Soni, <i>J. Mater. Chem. C</i> <b>6</b>, 6489 (2018).</p> <p>[6] Y. Zheng, T. Lu, M. M. H. Polash, M. Rasoulianboroujeni, N. Liu, M. E. Manley, Y. Deng, P. J. Sun, X. L. Chen, R. P. Hermann, D. Vashaee, J. P. Heremans, and H. Zhao, <i>Science Advances</i> <b>5</b> (2019).</p> <p>[7] B. Hinterleitner, I. Knapp, M. Poner, Y. Shi, H. Müller, G. Eguchi, C. Eisenmenger-Sittner, M. Stöger-Pollach, Y. Kakefuda, N. Kawamoto, Q. Guo, T. Baba, T. Mori, S. Ullah, X.-Q. Chen, and E. Bauer, <i>Nature</i> <b>576</b>, 85 (2019).</p> <p>[8] R. Kubo, <i>Journal of the Physical Society of Japan</i> <b>12</b>, 570 (1957).</p> <p>[9] A. Abrikosov, L. Gorkov, and I. Dzyaloshinski, <i>Quantum Field Theory in Statistical Physics</i> (Prentice-Hall, Englewood Cliffs, 1963).</p> <p>[10] J. M. Luttinger, <i>Phys. Rev.</i> <b>135</b>, A1505 (1964).</p> <p>[11] M. Bailyn, <i>Phys. Rev.</i> <b>126</b>, 2040 (1962).</p> <p>[12] D. Miura and A. Sakuma, <i>Journal of the Physical Society of Japan</i> <b>81</b>, 113602 (2012).</p> <p>[13] T. Yamaguchi, H. Kohno, and R. A. Duine, <i>Phys. Rev. B</i> <b>99</b>, 094425 (2019).</p> <p>[14] T. S. Tripathi, G. C. Tewari, and A. K. Rastogi, <i>Journal of Physics: Conference Series</i> <b>200</b>, 032060 (2010).</p> <p>[15] S. J. Watzman, R. A. Duine, Y. Tserkovnyak, S. R. Boona, H. Jin, A. Prakash, Y. Zheng, and J. P. Heremans, <i>Phys. Rev. B</i> <b>94</b>, 144407 (2016).</p> | <p>[16] L. Gurevich, <i>J. Phys. (USSR)</i> <b>6</b>, 477 (1945).</p> <p>[17] H. Matsuura, H. Maebashi, M. Ogata, and H. Fukuyama, <i>Journal of the Physical Society of Japan</i> <b>88</b>, 074601 (2019).</p> <p>[18] E. Gratz, R. Resel, A. T. Burkov, E. Bauer, A. S. Markosyan, and A. Galatanu, <i>Journal of Physics: Condensed Matter</i> <b>7</b>, 6687 (1995).</p> <p>[19] E. Gratz, <i>Physica B: Condensed Matter</i> <b>237-238</b>, 470 (1997).</p> <p>[20] E. Gratz and A. S. Markosyan, <i>Journal of Physics: Condensed Matter</i> <b>13</b>, R385 (2001).</p> <p>[21] E. Matsuoka, K. Hayashi, A. Ikeda, K. Tanaka, T. Takabatake, and M. Matsumura, <i>Journal of the Physical Society of Japan</i> <b>74</b>, 1382 (2005).</p> <p>[22] T. Takabatake, E. Matsuoka, S. Narazu, K. Hayashi, S. Morimoto, T. Sasakawa, K. Umeo, and M. Sera, <i>Physica B: Condensed Matter</i> <b>383</b>, 93 (2006).</p> <p>[23] T. Okabe, <i>Journal of Physics: Condensed Matter</i> <b>22</b>, 115604 (2010).</p> <p>[24] T. Izuyama, D.-J. Kim, and R. Kubo, <i>Journal of the Physical Society of Japan</i> <b>18</b>, 1025 (1963).</p> <p>[25] T. Moriya and A. Kawabata, <i>Journal of the Physical Society of Japan</i> <b>34</b>, 639 (1973).</p> <p>[26] G. D. Mahan, <i>Many-Particle Physics</i> (Springer US, 2000).</p> <p>[27] H. Kontani, <i>Phys. Rev. B</i> <b>67</b>, 014408 (2003).</p> <p>[28] M. Ogata and H. Fukuyama, <i>Journal of the Physical Society of Japan</i> <b>88</b>, 074703 (2019).</p> <p>[29] R. Tazai, Y. Yamakawa, M. Tsuchiizu, and H. Kontani, <i>Phys. Rev. B</i> <b>94</b>, 115155 (2016).</p> <p>[30] K. Miyake and O. Narikiyo, <i>Journal of the Physical Society of Japan</i> <b>63</b>, 2042 (1994).</p> <p>[31] D. Fay, O. Loesener, and J. Appel, <i>Phys. Rev. B</i> <b>37</b>, 3299 (1988).</p> |
|---|--|

- [32] M. Schossmann and J. P. Carbotte, *Journal of Low Temperature Physics* **67**, 65 (1987).