

Differentially Private Fractional Frequency Moments Estimation with Polylogarithmic Space

Lun Wang
UC Berkeley
wanglun@berkeley.edu

Iosif Pinelis
Michigan Tech
ipinelis@mtu.edu

Dawn Song
UC Berkeley
dawnsong@cs.berkeley.edu

October 4, 2021

Abstract

We prove that \mathbb{F}_p sketch, a well-celebrated streaming algorithm for frequency moments estimation, is differentially private as is when $p \in (0, 1]$. \mathbb{F}_p sketch uses only polylogarithmic space, exponentially better than existing DP baselines and only worse than the optimal non-private baseline by a logarithmic factor. The evaluation shows that \mathbb{F}_p sketch can achieve reasonable accuracy with differential privacy guarantee.

1 Introduction

Counting is one of the most fundamental operations in almost every area of computer science. It typically refers to estimating the cardinality (the 0^{th} frequency moment) of a given set. However, counting can actually refer to the process of estimating a broader class of statistics, namely p^{th} frequency moment, denoted F_p . Frequency moments estimation is at the core of various important statistical problems. F_1 is used for data mining [11] and hypothesis tests [22]. F_2 has applications in calculating Gini index [28, 17] and surprise index [19], training random forests [6], numerical linear algebra [10, 32] and network anomaly detection [25, 37]. Fractional frequency moments are used in Shannon entropy estimation [20, 42] and image decomposition [16].

Non-private frequency moments estimation is systematically studied in the data streaming model [2, 8, 37, 15, 21, 26, 24, 30, 31, 23]. This model assumes extremely limited storage such as network routers. The optimal non-private

algorithm [23] uses only polylogarithmic space to maintain frequency moments. In the present work, we inherit the low space complexity requirement for the versatility of the algorithm.

The data being counted sometimes contains sensitive information. For example, to calculate Gini index, the data should contain pairs of ID and income. Frequency moments of such data, if published, might leak sensitive information. To mitigate, the gold standard of differential privacy (DP) should be applied. Special cases of DP frequency moments estimation such as $p = 0, 1, 2$ are well-studied in a wide spectrum of works [9, 34, 5, 33, 38, 9, 7, 29].

In the present work, we make the first customized effort towards DP estimation of fractional frequency moments, *i.e.* $p \in (0, 1]$ with low space complexity. We show that a well-known streaming algorithm, namely \mathbb{F}_p sketch [21], preserves differential privacy as is. With its small space complexity, \mathbb{F}_p sketch elegantly solves the trilemma between efficiency, accuracy, and privacy.

Problem Formulation. We use bold lowercase letters to denote vectors (*e.g.* $\mathbf{a}, \mathbf{b}, \mathbf{c}$) and bold uppercase letters to denote matrices (*e.g.* $\mathbf{A}, \mathbf{B}, \mathbf{C}$). $\{1, \dots, n\}$ is denoted by $[n]$.

Let $\mathcal{S} = \{(k_1, v_1), \dots, (k_n, v_n)\}$ ($n \geq 1$) be a stream of key-value pairs where $k_i \in [m]$ ($m \geq 2$), $v_i \in [M]$ ($M \geq 1$). We would like to design a randomized mechanism \mathcal{M} that estimates the p^{th} frequency moment:

$$F_p(\mathcal{S}) = \sum_{k=1}^m \left(\sum_{i=1}^n \mathbb{I}(k_i = k) v_i \right)^p$$

for $p \in (0, 1]$ where \mathbb{I} is an indicator function returning 1 if $k = k_i$ and 0 otherwise.

To provide rigorous privacy guarantee, \mathcal{M} should preserve differential privacy as defined below. In our setting, neighboring data streams differ in one key-value pair.

Definition 1 ((ϵ, δ) -Differential Privacy). *A randomized algorithm \mathcal{M} is said to preserve (ϵ, δ) -DP if for two neighboring datasets $\mathcal{S}, \mathcal{S}'$ and any measurable subset of the output space s ,*

$$\mathbb{P}[\mathcal{M}(\mathcal{S}) \in s] \leq e^\epsilon \mathbb{P}[\mathcal{M}(\mathcal{S}') \in s] + \delta$$

When $\delta = 0$, we omit it and denote the privacy guarantee as ϵ -DP.

Oftentimes, n, m is large (*e.g.* IP streams on routers) so \mathcal{M} should take polylogarithmic space in terms of n, m .

Proof Intuition. We summarize the intuition behind the proof that \mathbb{F}_p sketch is differentially private when $p \in (0, 1]$. Recall that when proving DP for traditional mechanisms such as the Gaussian mechanism, the core is to upper-bound the ratio $\frac{P(x)}{Q(x)}$ where $P(x)$ and $Q(x)$ are the probability density functions of outputs when the inputs are neighboring datasets. In the proof of Gaussian

mechanism, $P(x)$ and $Q(x)$ can be viewed as a horizontal translation of each other and the distance between their mean values is the sensitivity of the output.

For \mathbb{F}_p , however, neighboring inputs do not translate the output distribution but instead change its scale. For example, when $p = 2$, $P(x)$ and $Q(x)$ are Gaussian distributions with the same mean and different variance. Inspired by the analogy to Gaussian mechanism, we need to address the below two questions to prove differential privacy for \mathbb{F}_p sketches.

Q1. *How to bound the difference between the scales of $P(x)$ and $Q(x)$?*

Q2. *How to bound the ratio between the density functions of $P(x)$ and $Q(x)$?*

To answer Q1, we propose a new sensitivity definition called *pure multiplicative sensitivity*. Pure multiplicative sensitivity depicts the maximal multiplicative change in the output when the inputs are neighboring datasets. We analyze frequency moments estimation and find that its pure multiplicative sensitivity is approximately $\max\{2^{2p-2}, 2^{2-2p}\}$ when $p \in (0, 1]$ and $n \gg M$.

To answer Q2, we first revisit the special case of $p = 1$. As shown by [29], when $p = 1$, $\frac{P(x)}{Q(x)}$ is rigorously upper-bounded and thus \mathbb{F}_1 sketch preserves ϵ -DP. By analogy, we conjecture that $\mathbb{F}_p, p \in (0, 1]$ also satisfies similar properties, which is doubly confirmed by the numerically simulated plots in Figure 2. The conjecture is formally proved in Theorem 3.

2 Related Work

Frequency moments estimation is thoroughly studied in the data streaming model. [2] proposed the first space-efficient algorithm for estimating p^{th} frequency moments when p is integer. [21] extended the use case from integer moments to fractional moments using stable distributions. A line of following works improve Indyk's algorithm in various aspects such as space complexity [24, 30], time complexity [31, 23] or accuracy [26, 27].

Several special cases in private frequency moments estimation such as $p = 0, 1, 2$ were also well studied. The most comparable work by [29] also studied the privacy property of \mathbb{F}_p sketch. However, their analysis is limited to integer cases when $p = 0, 1, 2$. [9] and [34] studied differentially private F_0 estimation. They separately proved that the Flajolet-Martin sketch is differentially private as is. Several independent works [5, 33, 38, 9, 7] studied the differential privacy guarantee in the special case $p = 2$ under the name of Johnson-Lindenstrauss projection.

On the other hand, there is barely any prior work focusing on differentially private fractional frequency moments estimation. Differentially private distribution estimation algorithms [1, 40, 4, 35, 39] can be used to provide a differentially private estimation of fractional frequency moments. However, they are overkill as their outputs contain much more information than the queried fractional frequency moment. They only provide sub-optimal privacy-utility trade-off and are exponentially worse in terms of space complexity.

[12] considered a similar (but not the same) mathematical problem to the present work when designing a locality-sensitive hashing scheme. However, their analysis focuses on the simple cases when $p = 1$ and $p = 2$ and totally depends on numerical analysis for $p \in (0, 1)$.

3 Differentially Private Frequency Moments Estimation

In this section, we first revisit \mathbb{F}_p sketch and then prove the differential privacy guarantee for \mathbb{F}_p sketch step by step. Different from most differential privacy analyses based on additive sensitivity, our proof depends on a variant of the multiplicative sensitivity [14] called *pure multiplicative sensitivity*. We give the first analysis of pure multiplicative sensitivity for p -th frequency moments. Then we motivate the differential privacy proof using a special case when $p = 1$. Finally we proceed to the general proof that \mathbb{F}_p sketch preserves differential privacy. The main challenge stems from the fact that the density functions of p -stable distributions have no close-form expressions when $p \in (0, 1)$.

3.1 Revisiting \mathbb{F}_p Sketch

For completeness, we revisit the well-celebrated \mathbb{F}_p sketch by [21] (also known as stable projection or compressed counting). We first introduce p -stable distribution, the basic building block in \mathbb{F}_p sketch. Then we review how to construct and query \mathbb{F}_p sketch using stable distributions.

Definition 2 (p -stable distribution). *A random variable X follows a β -skewed p -stable distribution if its characteristic function is*

$$\phi_X(t) = \exp(-\zeta|t|^p(1 - \sqrt{-1}\beta \operatorname{sgn}(t) \tan(\frac{\pi p}{2})))$$

where $-1 \leq \beta \leq 1$ is the skewness parameter, $\zeta > 0$ is the scale parameter to the α^{th} power.

In this paper, we focus on stable distributions with $\beta = 0$, namely symmetric stable distributions. We denote a symmetric p -stable distribution by $\mathcal{D}_{p,\zeta}$, and slightly abuse the notation to denote the density function as $\mathcal{D}_{p,\zeta}(x)$. Note that the density function is the inverse Fourier transform of the characteristic function.

$$\mathcal{D}_{p,\zeta}(x) = \frac{1}{2\pi} \int_{\mathbb{R}} \exp(-\sqrt{-1}tx) \phi(t) dt = \frac{1}{2\pi} \int_{\mathbb{R}} \cos(xt) \exp(-\zeta|t|^p) dt$$

If two independent random variables $X_1, X_2 \sim \mathcal{D}_{p,1}$, then $C_1X_1 + C_2X_2 \sim \mathcal{D}_{p,C_1^p+C_2^p}$. We refer to this property as *p-stability*. \mathbb{F}_p sketch leverages the p -stability of these distributions to keep track of the frequency moments.

The pseudo-code for vanilla \mathbb{F}_p sketch is presented in Algorithm 1. To construct, a sketch of size r is initialized to all zeros and a projection matrix \mathbf{P} is sampled from $\mathcal{D}_{p,1}^{r \times m}$ (line 2). For each incoming key-value pair (k_i, v_i) , we

multiply the one-hot encoding of k_i scaled by v_i with the projection matrix \mathbf{P} and add it to the sketch (line 4).

$$\mathbf{a} = \sum_{i=1}^n \mathbf{P} \times v_i \mathbf{e}_{k_i} = \sum_{k=1}^m \mathbf{P} \times \left(\sum_{k_i=k} v_i \right) \mathbf{e}_{k_i} \sim \mathcal{D}_{p, F_p(S)}^r$$

To query the sketch, we estimate ζ from \mathbf{a} using various estimators such as median, inter-quantile, geometric mean or harmonic mean as suggested by [21], [26] and [27].

Algorithm 1: \mathbb{F}_p sketch.

Input : Data stream: $\mathcal{S} = \{(k_1, v_1), \dots, (k_n, v_n)\}$; privacy budget: (ϵ, δ) ; accuracy constraint: (γ, η) ; p stable distribution: $\mathcal{D}_{p,1}$.

1 Construct:

2 | Initialize $\mathbf{a} = \{0\}^r$, $\mathbf{P} \sim \mathcal{D}_{p,1}^{r \times m}$;

3 Update:

4 | **for** $i \in [n]$ **do** Let e_{k_i} be the one-hot encoder of k_i ,
 $\mathbf{a} = \mathbf{a} + \mathbf{P} \times v_i \mathbf{e}_{k_i}$;

5 Query:

6 | return scale_estimator(\mathbf{a});

3.2 Pure multiplicative sensitivity of frequency moments estimation

As we will see in the following two subsections, the differential privacy proof for \mathbb{F}_p sketch depends on the pure multiplicative sensitivity of p -th frequency moments. As the first step, we give the definition of pure multiplicative differential privacy. “Pure” is to distinguish from multiplicative sensitivity as defined in [14].

Definition 3 (Pure multiplicative sensitivity). *The multiplicative sensitivity of a deterministic mechanism \mathcal{M} is defined as the maximum ratio between outputs on neighboring inputs \mathcal{S} and \mathcal{S}' .*

$$\rho_{\mathcal{M}}(n) = \sup_{|\mathcal{S}|=n, |\mathcal{S}'|=n, d(\mathcal{S}, \mathcal{S}')=1} \left| \frac{\mathcal{M}(\mathcal{S})}{\mathcal{M}(\mathcal{S}')} \right|$$

We might omit the subscript and argument when they are clear from the context.

The pure multiplicative sensitivity of F_p is as below.

Theorem 1 (Multiplicative sensitivity of F_p). *A mechanism \mathcal{M} which accurately calculates $F_p, p \in (0, 1]$ has pure multiplicative sensitivity upper bounded by*

$$\rho_{\mathcal{M}} = 2^{2-2p} \left(\frac{n-1+M}{n-1+(m-1)^{\frac{p-1}{p}}} \right)^p$$

Proof for Theorem 1. Theorem 1 gives an upper bound on the multiplicative change when two input datasets with the same size m differ in one entry. To prove, we first consider a slightly different setting when the second dataset is generated by adding an entry to the first dataset.

Concretely, let $\mathbf{u} = \{u_1, \dots, u_m\}$ where $u_i > 0, \sum_{i=1}^m u_i = s, \Delta \geq 0$. We would like to find both upper and lower bounds for the below expression.

$$\frac{\sum_{i=2}^m u_i^p + (u_1 + \Delta)^p}{\sum_{i=2}^m u_i^p + u_1^p}, \forall p \in (0, 1] \quad (1)$$

To bound expression (1), we first observe the following two inequalities (2) and (3).

$$\forall a, b, c, d > 0, a \geq b, c \geq d, \frac{a+c}{a+d} \leq \frac{b+c}{b+d}. \quad (2)$$

$$\forall p \in (0, 1], \left(\sum_{i=1}^m u_i\right)^p \leq \sum_{i=1}^m u_i^p \leq m^{1-p} \left(\sum_{i=1}^m u_i\right)^p \quad (3)$$

Inequality (2) can be proved with simple algebra. The left-hand-side of inequality (3) follows because $\sum_1^m u_i^p$ is concave in (u_1, \dots, u_n) in the simplex defined by the conditions $u_i \geq 0$ for all i , and $\sum_1^m u_i = s$ and hence the minimum of $\sum_1^m u_i^p$ on the simplex is attained at a vertex of the simplex. The right-hand-side of inequality (3) is an instance of the well-known generalized mean inequality [36].

First, let's upper bound expression (1). According to inequality (2) and (3),

$$\begin{aligned} \frac{\sum_{i=2}^m u_i^p + (u_1 + \Delta)^p}{\sum_{i=2}^m u_i^p + u_1^p} &\stackrel{(2)+(3)}{\leq} \frac{(\sum_{i=2}^m u_i)^p + (u_1 + \Delta)^p}{(\sum_{i=2}^m u_i)^p + u_1^p} \\ &= \frac{(s - u_1)^p + (u_1 + \Delta)^p}{(s - u_1)^p + u_1^p} \\ &\stackrel{(3)}{\leq} 2^{1-p} \left(1 + \frac{\Delta}{s}\right)^p \end{aligned}$$

Similarly, to lower bound expression (1),

$$\begin{aligned} \frac{\sum_{i=2}^m u_i^p + (u_1 + \Delta)^p}{\sum_{i=2}^m u_i^p + u_1^p} &\stackrel{(2)+(3)}{\geq} \frac{(m-1)^{1-p} (\sum_{i=2}^m u_i)^p + (u_1 + \Delta)^p}{(m-1)^{1-p} (\sum_{i=2}^m u_i)^p + u_1^p} \\ &= \frac{(s - u_1)^p + ((m-1)^{\frac{p-1}{p}} (u_1 + \Delta))^p}{(s - u_1)^p + ((m-1)^{\frac{p-1}{p}} u_1)^p} \\ &\stackrel{(3)}{\geq} 2^{p-1} \left(\frac{((m-1)^{\frac{p-1}{p}} - 1)u_1 + s + (m-1)^{\frac{p-1}{p}} \Delta}{((m-1)^{\frac{p-1}{p}} - 1)u_1 + s} \right)^p \\ &\geq 2^{p-1} \left(1 + \frac{(m-1)^{\frac{p-1}{p}} \Delta}{s}\right)^p \end{aligned}$$

Taking the division between the supremum and the infimum, we get

$$\rho_{\mathcal{M}} \leq 2^{2-2p} \left(\frac{s+M}{s+(m-1)^{\frac{p-1}{p}}} \right)^p \leq 2^{2-2p} \left(\frac{n-1+M}{n-1+(m-1)^{\frac{p-1}{p}}} \right)^p$$

□

In a typical streaming model where m is large and $n \gg M$, $\rho_{\mathcal{M}} \lesssim 2^{2-2p} \leq 4$. To get a better sense of how ρ changes with p , we plot several curves with different hyper-parameters in Figure 1. Note that the pure multiplicative sensitivity only depends on n, m, M and p which are public information.

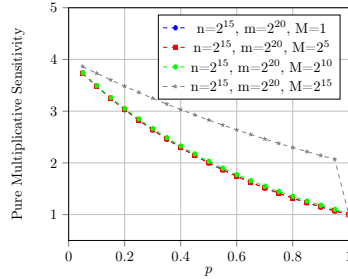


Figure 1: Pure multiplicative sensitivity.

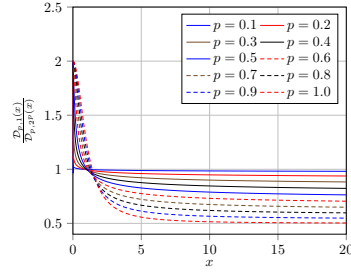


Figure 2: The curves of $\frac{\mathcal{D}_{p,1}(x)}{\mathcal{D}_{p,2p}(x)}$ with different values of $p \in (0, 1]$ on \mathbb{R}^+ . The negative half is symmetric.

3.3 Differentially Private \mathbb{F}_1 Sketch

Instead of directly diving into the complete analysis, we first motivate the analysis with the special case of $p = 1$. In this case, the symmetric 1^{st} -stable distribution is the well-known Cauchy distribution: $\mathcal{D}_{1,\zeta}(x) = \frac{1}{\pi} \cdot \frac{\zeta}{\zeta^2 + x^2}$, and thus the analyses are significantly simplified. Note that this special case has already been studied before in [29] so we do not take it as our contribution. Instead, we only present it to pave the way for the proof of general \mathbb{F}_p sketch.

Theorem 2 (ϵ -DP for \mathbb{F}_1 sketch). *Let ρ_1 represent the multiplicative sensitivity of the first frequency moments. When the size of the sketch $r = 1$, \mathbb{F}_1 is $\ln \rho_1$ -differentially private.*

Proof for Theorem 2. $\frac{\mathcal{D}_{1,F_1}(x)}{\mathcal{D}_{1,\rho_1 F_1}(x)} = \frac{\rho_1^2 F_1^2 + x^2}{\rho_1 (F_1^2 + x^2)}$ is a decreasing function. Thus,

$$\frac{1}{\rho_1} = \frac{\mathcal{D}_{1,F_1}(\infty)}{\mathcal{D}_{1,\rho_1 F_1}(\infty)} \leq \frac{\mathcal{D}_{1,F_1}(x)}{\mathcal{D}_{1,\rho_1 F_1}(x)} \leq \frac{\mathcal{D}_{1,F_1}(0)}{\mathcal{D}_{1,\rho_1 F_1}(0)} = \rho_1$$

Then, for any data stream \mathcal{S} and arbitrary measurable subset s ,

$$\begin{aligned}\mathbb{P}[\mathbb{F}_1(\mathcal{S}) \in s] &= \int_{x \in s} \mathcal{D}_{1, F_1(\mathcal{S})}(x) dx = \int_{x \in s} \frac{\mathcal{D}_{1, F_1(\mathcal{S})}(x)}{\mathcal{D}_{1, F_1(\mathcal{S}')} (x)} \mathcal{D}_{1, F_1(\mathcal{S}')} (x) dx \\ &\leq \int_{x \in s} \rho_1 \mathcal{D}_{1, F_1(\mathcal{S}')} (x) dx = e^{\ln \rho_1} \mathbb{P}[\mathbb{F}_1(\mathcal{S}') \in s]\end{aligned}$$

□

3.4 Differentially Private \mathbb{F}_p Sketch, $p \in (0, 1]$

The example of \mathbb{F}_1 being ϵ -DP indicates the possibility that \mathbb{F}_p might have similar property when $p \in (0, 1]$. To validate, we plot the curves for different values of p s as shown in Figure 2. From the figure we can tell that when $p \in (0, 1]$, the ratio $\frac{\mathcal{D}_{p,1}(x)}{\mathcal{D}_{p,2}(x)}$ seems to be well-bounded and preserve ϵ -DP.

We now prove the conjecture as formalized in Theorem 3.

Theorem 3 (ϵ -DP for Algorithm 1). *Let ρ_p represent the multiplicative sensitivity of the p -th frequency moments. When $r = 1$ and $p \in (0, 1]$, \mathbb{F}_p sketch (Algorithm 1) is $\frac{1}{p} \ln \rho_p$ -differentially private.*

Proof for Theorem 3. To prove Theorem 3, we prove the following inequality.

$$\rho_p^{-\frac{1}{p}} < \rho_p^{-1} \leq \frac{\mathcal{D}_{p, F_p}(x)}{\mathcal{D}_{p, \rho_p F_p}(x)} \leq \rho_p^{\frac{1}{p}}$$

We first prove the right-hand-side of the inequality. Observe that $\mathcal{D}_{p, \zeta}(x) = \zeta^{-\frac{1}{p}} \mathcal{D}_{p, 1}(\zeta^{-\frac{1}{p}} x)$ due to p -stability. Thus,

$$\frac{\mathcal{D}_{p, F_p}(x)}{\mathcal{D}_{p, \rho_p F_p}(x)} = \rho_p^{\frac{1}{p}} \frac{\mathcal{D}_{p, 1}(F_p^{-\frac{1}{p}} x)}{\mathcal{D}_{p, 1}((\rho_p F_p)^{-\frac{1}{p}} x)} \leq \rho_p^{\frac{1}{p}} \frac{\mathcal{D}_{p, F_p}(0)}{\mathcal{D}_{p, \rho_p F_p}(0)} = \rho_p^{\frac{1}{p}}$$

as $\mathcal{D}_{p, 1}$ is increasing on $(-\infty, 0]$ and decreasing on $[0, \infty)$, and $\rho_p \geq 1$.

To prove the left-hand-side of the inequality, we reorganize it into the format of a Fourier transform.

$$\int_0^\infty (\rho_p \exp(-F_p t^p) - \exp(-\rho_p F_p t^p)) \cos(tx) dt \geq 0$$

It suffices to show that

$$h(\rho) = \int_0^\infty \frac{\exp(-\rho F_p t^p)}{\rho} \cos(tx) dt$$

is decreasing. Taking the first derivative of h , we have

$$\frac{\partial h}{\partial \rho} = -\frac{1}{\rho^2} \int_0^\infty g(t) \cos(tx) dt, \text{ where } g(t) = \exp(-\rho F_p t^p)(\rho F_p t^p + 1)$$

According to Pólya criterion [18], it suffices to show that g is positive definite. We first observe that the function $0 \leq u \mapsto (1 + u^{1/2})e^{-u^{1/2}}$ is the Laplace transform of the positive function $0 < t \mapsto \frac{e^{-1/(4t)}}{4\sqrt{\pi}t^{5/2}}$ (the proof is deferred to the end) and hence a mixture of exponential functions $0 \leq u \mapsto e^{-cu}$ with $c > 0$. Thus with variable substitution, the function $s \mapsto (1 + |s|^p)e^{-|s|^p}$ is a mixture of functions $s \mapsto e^{-c|s|^{2p}}$ with $c > 0$, which are positive definite for any $p \in (0, 1]$ as they are characteristic functions of stable distributions.

The last step is to prove the function $0 \leq u \mapsto (1 + u^{1/2})e^{-u^{1/2}}$ is the Laplace transform of $0 < t \mapsto \frac{e^{-1/(4t)}}{4\sqrt{\pi}t^{5/2}}$. Note that the second derivative of $(1 + u^{1/2})e^{-u^{1/2}}$ in u is $e^{-u^{1/2}}/(4u^{1/2})$. So, after a simple rescaling, it is enough to show that

$$J(a) := \int_0^\infty \exp\left\{-\frac{1}{t} - at\right\} \frac{dt}{2\sqrt{t}} = \frac{\sqrt{\pi}}{2} \frac{e^{-2\sqrt{a}}}{\sqrt{a}} \quad (4)$$

where $a > 0$.

Using substitutions $t = u^2$ and then $u = 1/(x\sqrt{a})$, we get

$$J(a) = \int_0^\infty \exp\left\{-\frac{1}{u^2} - au^2\right\} du = K(a)/\sqrt{a},$$

where

$$K(a) := \int_0^\infty \exp\left\{-ax^2 - \frac{1}{x^2}\right\} \frac{dx}{x^2}.$$

Note that $K'(a) = -J(a)$ and $K(a) = J(a)\sqrt{a}$. So, we get the differential equation

$$J'(a) = -\left(\frac{1}{\sqrt{a}} + \frac{1}{2a}\right)J(a),$$

whose general solution is given by

$$J(a) = \frac{c}{\sqrt{a}} e^{-2\sqrt{a}}$$

for a constant c . To determine c , note that

$$K(a) = J(a)\sqrt{a} = \int_0^\infty \exp\left\{-\frac{1}{u^2} - au^2\right\} du \sqrt{a} = \int_0^\infty \exp\left\{-\frac{a}{y^2} - y^2\right\} dy$$

and

$$c = K(0+) = \int_0^\infty \exp\{-y^2\} dy = \frac{\sqrt{\pi}}{2}.$$

So, (4) follows. \square

3.5 Privacy Amplification by Sub-sampling

The last step of Algorithm 1 estimates ζ given samples from the stable distributions. There are many candidate estimators such as the geometric estimator and the harmonic estimator [26, 27]. These estimators typically, as suggested in [26], require at least $r \geq 50$ samples to give an accurate estimation of ζ . However, the privacy parameter ϵ grows with r with trivial composition [13], which might result in too weak privacy protection.

To address, we follow the standard approach, amplifying privacy using sub-sampling. Different from Algorithm 1, each input has probability q to be inserted into each dimension of \mathbf{a} , as presented in Algorithm 2. If we take $q = \frac{1}{r}$, then the privacy parameters in Theorem 3 hold as is. The proof is a simple application of the composition theorems [13] and privacy amplification (Theorem 8 in [3]).

Theorem 4 (ϵ -DP for Algorithm 2). *Let ρ_p represent the multiplicative sensitivity of the p -th frequency moments. When $p \in (0, 1]$, \mathbb{F}_p sketch with sub-sampling rate q is $\frac{qr}{p} \ln \rho_p$ -differentially private.*

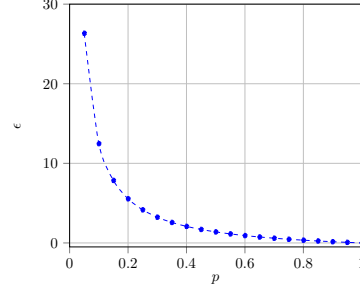


Figure 3: Privacy budget ϵ vs. p . $n = 2^{15}, m = 2^{20}, M = 2^4$.

Algorithm 2: \mathbb{F}_p sketch with sub-sampling. The only change appears in line 3-4 and 7, corresponding to line 3 and 5 in Algorithm 1. Bernoulli(q) refers to Bernoulli distribution with success probability q .

Input : Data stream: $\mathcal{S} = \{(k_1, v_1), \dots, (k_n, v_n)\}$; privacy budget: (ϵ, δ) ; accuracy constraint: (γ, η) ; p stable distribution: $\mathcal{D}_{p,1}$.

1 Construction

2 | Initialize $\mathbf{a} = \{0\}^r$, $P \sim \mathcal{D}_{p,1}^{r \times m}$;
3 | **for** $i \in [n]$ **do**
4 | | $b \sim \text{Bernoulli}(q)$;
5 | | Let e_{k_i} be the one-hot encoder of k_i , $\mathbf{a} = \mathbf{a} + \mathbf{P} \times bv_i \mathbf{e}_{k_i}$

6 Query

7 | return $\text{scale_estimator}(\mathbf{a})/q^p$;

4 Utility of Algorithm 2

We depict the accuracy of a F_p estimator with a pair of parameters (γ, η) .

Definition 4 ((γ, η) -Accuracy). *A randomized algorithm \mathcal{M} is said to be (γ, η) -accurate if*

$$(1 - \gamma)F_p(\mathcal{S}) \leq \mathcal{M}(\mathcal{S}) \leq (1 + \gamma)F_p(\mathcal{S}) \quad w.p. \quad 1 - \eta$$

Algorithm 2 satisfies the following utility guarantee. The space complexity is only worse than the optimal non-private algorithm [23] by a logarithmic factor. The accuracy bound is also a worst-case bound and the performance in practice is typically much better (Section 5).

Theorem 5 (Utility of Algorithm 2). $\forall p \in (0, 1]$ and $\forall \gamma, \eta \in (0, 1)$, Algorithm 2 is $(\gamma + \sqrt{\frac{1-2q^{p+1}+q^{2p+1}}{\lambda}}, \eta + \lambda)$ -accurate if $r = \mathcal{O}(\gamma^{-2} \log(\frac{1}{\eta}))$. In this case, Algorithm 2 uses $\mathcal{O}(\gamma^{-2} \log(mM/(\gamma\eta)) \log(\frac{1}{\eta}))$ bits.

Proof. Let $\mathcal{SA}_q(\cdot)$ represent the sub-sampling process and \mathbb{F}_p^r represent a \mathbb{F}_p sketch with length r . Then Algorithm 2 can be represented as $\mathbb{F}_p^r \circ \mathcal{SA}_q$ where \circ represents composition of mechanisms.

First, we need the accuracy of \mathbb{F}_p sketch. According to Theorem 4 of [21], if we fix the sub-sampled items,

$$\mathbb{P}[|\mathbb{F}_p^{\mathcal{O}(\gamma^{-2} \log(\frac{1}{\eta}))} \circ \mathcal{SA}_q(\mathcal{S}) - F_p \circ \mathcal{SA}_q(\mathcal{S})| \leq \gamma F_p \circ \mathcal{SA}_q(\mathcal{S})] \geq 1 - \eta$$

Second, we need the accuracy of the sub-sampling process. The expectation and variance of the sub-sampling process is as follow.

$$\mathbb{E}[F_p \circ \mathcal{SA}(\mathcal{S})] = q^p F_p(\mathcal{S}), \mathbb{V}[F_p \circ \mathcal{SA}(\mathcal{S})] \leq (1 - 2q^{p+1} + q^{2p+1}) F_p^2(\mathcal{S}) \quad (5)$$

According to Chebyshev's inequality,

$$\mathbb{P}[|F_p \circ \mathcal{SA}(\mathcal{S}) - q^p F_p(\mathcal{S})| \leq \sqrt{\frac{1 - 2q^{p+1} + q^{2p+1}}{\lambda}} F_p(\mathcal{S})] \geq 1 - \lambda \quad (6)$$

Combining (5) and (6) we get Theorem 5. \square

5 Evaluation

In this section, we first introduce experimental design, and then present the evaluation results.

5.1 Evaluation Setup

As we would like to empirically understand \mathbb{F}_p sketch's trade-off between space, error and privacy, we evaluate \mathbb{F}_p with $p \in \{0.25, 0.5, 0.75, 1\}$ using synthetic streams of different sizes and distributions. We also evaluate \mathbb{F}_p with $p \in \{0.05, 0.1, \dots, 0.95, 1\}$ on real-world data. All the experiments were run on a Ubuntu18.04 LTS server with 32 AMD Opteron(TM) Processor 6212 with 512GB RAM.

Synthetic Data. We first evaluate \mathbb{F}_p sketches using synthetic data. We synthesize two kinds of data: the key domain is either uniformly or binomially distributed. The value domain is $\{1\}$ by default. The size of the key domain is 1000.

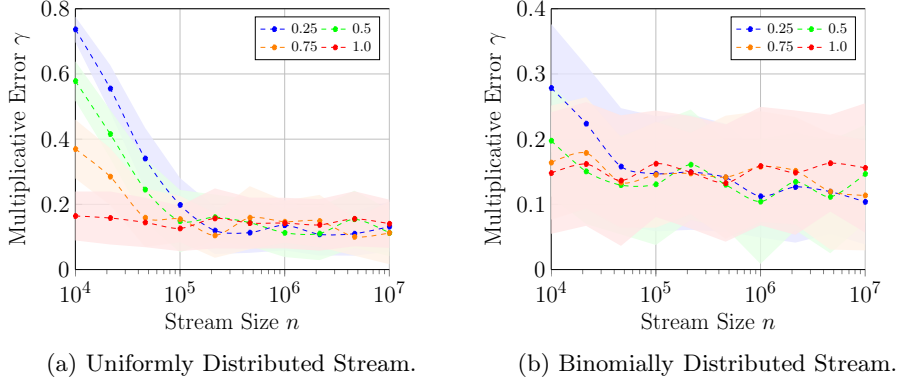


Figure 4: Results on Synthetic Data.

Real-world Data. We also evaluate \mathbb{F}_p sketches using real-world application usage data [41] collected by TalkingData SDK. There are more than 30 million events in this dataset, each representing one access to the TalkingData SDK. We view the event type as the key and the value is set to 1 by default.

5.2 Evaluation Results

In this section, we present the evaluation results. To avoid the influence of outliers, we report the median and interquartile of 100 runs for each data point except for the real-data evaluation. For all the evaluation, the sketch size r is 50 as suggested in [26]. The sub-sampling rate in all the experiments is 0.02.

Synthetic Data. The evaluation results on synthetic data are presented in Figure 4. For uniformly distributed data, we observe that as the stream size increases, the multiplicative error decreases. We conjecture the reason to be the effect of sub-sampling. Concretely, each bin in the value domain has to get enough samples to approximate the behavior of the true distribution. On the other hand, when the data is binomially distributed, the multiplicative error is relatively stable with small fluctuation. We conjecture the reason is that as binomial distribution is more concentrated, the sample complexity is smaller than uniform distribution. Besides, for uniformly distributed data, p s close to 0 have relatively large errors while the errors when p is close to 1 are small. The reason is that the further p is from 1, the larger the influence of sub-sampling.

Real-world Data. The evaluation results for real-world data are presented in Figure 5. We sampled 100,000 data points from the dataset and the key has a domain of size 1488095. Each data point is the median of 5 runs. We observe that the further p is from 1, the higher the multiplicative error. This conforms with our observation in the evaluation on synthetic data.

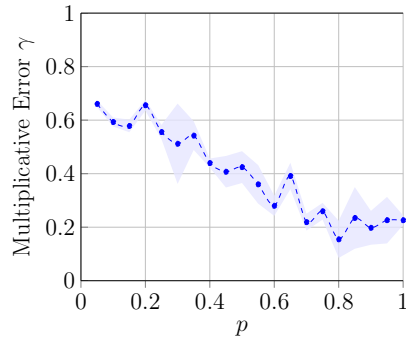


Figure 5: Results on Real-world Data.

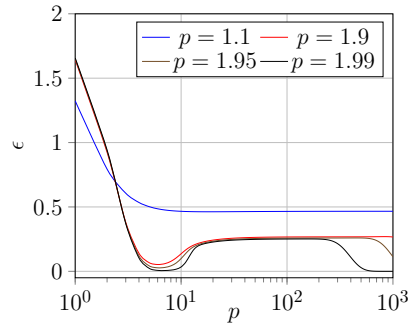


Figure 6: The curves of $\frac{\mathcal{D}_{p,1}(x)}{\mathcal{D}_{p,2^p}(x)}$ with different values of $p \in (1, 2)$ on \mathbb{R}^+ . The negative half is symmetric. The x-axis is log-scale to highlight the complex monotone trends.

6 Conclusion & Future Work

This paper takes an important step towards narrowing the gap of space complexity between private and non-private frequency moments estimation algorithms. We prove that \mathbb{F}_p is differentially private as is when $p \in (0, 1]$ and thus give the first differentially private frequency estimation protocol with polylogarithmic space complexity.

At the same time, we observe several open challenges. First, the proof does not easily extend to $p \in (1, 2)$. Figure 6 exhibits the complexity of monotonicity of $\frac{\mathcal{D}_{p,1}(x)}{\mathcal{D}_{p,2^p}(x)}$ when $p \in (1, 2)$. The most complex curve when $p = 1.99$ is composed of three monotonic parts in the figure. Hence, an interesting next step is to fully understand the monotonicity pattern of the ratio curve when $p \in (1, 2)$ and get corresponding privacy parameters. Second, the space complexity of Algorithm 2 is still worse than the optimal non-private algorithm by a factor of $\log(m)$. It is interesting to check whether the optimal algorithm [23] also preserves differential privacy.

References

- [1] Gergely Acs, Claude Castelluccia, and Rui Chen. Differentially private histogram publishing through lossy compression. In *2012 IEEE 12th International Conference on Data Mining*, pages 1–10. IEEE, 2012.
- [2] Noga Alon, Yossi Matias, and Mario Szegedy. The space complexity of approximating the frequency moments. *Journal of Computer and system sciences*, 58(1):137–147, 1999.

- [3] Borja Balle, Gilles Barthe, and Marco Gaboardi. Privacy amplification by subsampling: Tight analyses via couplings and divergences. *arXiv preprint arXiv:1807.01647*, 2018.
- [4] Raef Bassily and Adam Smith. Local, private, efficient protocols for succinct histograms. In *Proceedings of the forty-seventh annual ACM symposium on Theory of computing*, pages 127–135, 2015.
- [5] Jeremiah Blocki, Avrim Blum, Anupam Datta, and Or Sheffet. The johnson-lindenstrauss transform itself preserves differential privacy. In *2012 IEEE 53rd Annual Symposium on Foundations of Computer Science*, pages 410–419. IEEE, 2012.
- [6] Leo Breiman. Random forests. *Machine learning*, 45(1):5–32, 2001.
- [7] Zhiqi Bu, Sivakanth Gopi, Janardhan Kulkarni, Yin Tat Lee, Judy Hanwen Shen, and Uthaiapon Tantipongpipat. Fast and memory efficient differentially private-sgd via jl projections. *arXiv preprint arXiv:2102.03013*, 2021.
- [8] Moses Charikar, Kevin Chen, and Martin Farach-Colton. Finding frequent items in data streams. In *International Colloquium on Automata, Languages, and Programming*, pages 693–703. Springer, 2002.
- [9] Seung Geol Choi, Dana Dachman-Soled, Mukul Kulkarni, and Arkady Yerukhimovich. Differentially-private multi-party sketching for large-scale statistics. *Proceedings on Privacy Enhancing Technologies*, 2020(3):153–174, 2020.
- [10] Kenneth L Clarkson and David P Woodruff. Numerical linear algebra in the streaming model. In *Proceedings of the forty-first annual ACM symposium on Theory of computing*, pages 205–214, 2009.
- [11] Graham Cormode, S Muthukrishnan, and Irina Rozenbaum. Summarizing and mining inverse distributions on data streams via dynamic inverse sampling. In *VLDB*, volume 5, pages 25–36, 2005.
- [12] Mayur Datar, Nicole Immorlica, Piotr Indyk, and Vahab S Mirrokni. Locality-sensitive hashing scheme based on p-stable distributions. In *Proceedings of the twentieth annual symposium on Computational geometry*, pages 253–262, 2004.
- [13] Cynthia Dwork, Frank McSherry, Kobbi Nissim, and Adam Smith. Calibrating noise to sensitivity in private data analysis. In *Theory of cryptography conference*, pages 265–284. Springer, 2006.
- [14] Cynthia Dwork, Weijie Su, and Li Zhang. Private false discovery rate control. *arXiv preprint arXiv:1511.03803*, 2015.
- [15] Joan Feigenbaum, Sampath Kannan, Martin J Strauss, and Mahesh Viswanathan. An approximate l₁-difference algorithm for massive data streams. *SIAM Journal on Computing*, 32(1):131–151, 2002.

- [16] Davi Geiger, Tyng-Luh Liu, and Michael J Donahue. Sparse representations for image decompositions. *International Journal of Computer Vision*, 33(2):139–156, 1999.
- [17] Corrado Gini. Variabilità e mutabilità. *Reprinted in Memorie di metodologica statistica (Ed. Pizetti E, 1912.*
- [18] Tilmann Gneiting. Criteria of pàglya type for radial positive definite functions. *Proceedings of the American Mathematical Society*, 129(8):2309–2318, 2001.
- [19] IJ Good. C332. surprise indexes and p-values. 1989.
- [20] Nicholas JA Harvey, Jelani Nelson, and Krzysztof Onak. Sketching and streaming entropy via approximation theory. In *2008 49th Annual IEEE Symposium on Foundations of Computer Science*, pages 489–498. IEEE, 2008.
- [21] Piotr Indyk. Stable distributions, pseudorandom generators, embeddings, and data stream computation. *Journal of the ACM (JACM)*, 53(3):307–323, 2006.
- [22] Piotr Indyk and Andrew McGregor. Declaring independence via the sketching of sketches. In *SODA*, volume 8, pages 737–745, 2008.
- [23] Daniel M Kane, Jelani Nelson, Ely Porat, and David P Woodruff. Fast moment estimation in data streams in optimal space. In *Proceedings of the forty-third annual ACM symposium on Theory of computing*, pages 745–754, 2011.
- [24] Daniel M Kane, Jelani Nelson, and David P Woodruff. On the exact space complexity of sketching and streaming small norms. In *Proceedings of the twenty-first annual ACM-SIAM symposium on Discrete Algorithms*, pages 1161–1178. SIAM, 2010.
- [25] Balachander Krishnamurthy, Subhabrata Sen, Yin Zhang, and Yan Chen. Sketch-based change detection: Methods, evaluation, and applications. In *Proceedings of the 3rd ACM SIGCOMM conference on Internet measurement*, pages 234–247, 2003.
- [26] Ping Li. Estimators and tail bounds for dimension reduction in ℓ_α ($0 < \alpha \leq 2$) using stable random projections. In *Proceedings of the nineteenth annual ACM-SIAM symposium on Discrete algorithms*, pages 10–19, 2008.
- [27] Ping Li. Compressed counting. In *Proceedings of the twentieth annual ACM-SIAM symposium on Discrete algorithms*, pages 412–421. SIAM, 2009.
- [28] Max O Lorenz. Methods of measuring the concentration of wealth. *Publications of the American statistical association*, 9(70):209–219, 1905.

- [29] Darakhshan Mir, Shan Muthukrishnan, Aleksandar Nikolov, and Rebecca N Wright. Pan-private algorithms via statistics on sketches. In *Proceedings of the thirtieth ACM SIGMOD-SIGACT-SIGART symposium on Principles of database systems*, pages 37–48, 2011.
- [30] Jelani Nelson and David P Woodruff. A near-optimal algorithm for l1-difference. *arXiv preprint arXiv:0904.2027*, 2009.
- [31] Jelani Nelson and David P Woodruff. Fast manhattan sketches in data streams. In *Proceedings of the twenty-ninth ACM SIGMOD-SIGACT-SIGART symposium on Principles of database systems*, pages 99–110, 2010.
- [32] Tamas Sarlos. Improved approximation algorithms for large matrices via random projections. In *2006 47th Annual IEEE Symposium on Foundations of Computer Science (FOCS'06)*, pages 143–152. IEEE, 2006.
- [33] Or Sheffet. Differentially private ordinary least squares. In *International Conference on Machine Learning*, pages 3105–3114. PMLR, 2017.
- [34] Adam Smith, Shuang Song, and Abhradeep Thakurta. The flajolet-martin sketch itself preserves differential privacy: Private counting with minimal space. *Advances in Neural Information Processing Systems*, 33, 2020.
- [35] Ananda Theertha Suresh. Differentially private anonymized histograms. *arXiv preprint arXiv:1910.03553*, 2019.
- [36] Stanislav Šykora. *Mathematical Means and Averages: Basic Properties*. PhD thesis, Ed. S. Šykora, 2009.
- [37] Mikkel Thorup and Yin Zhang. Tabulation based 4-universal hashing with applications to second moment estimation. In *SODA*, volume 4, pages 615–624, 2004.
- [38] JalaJ Upadhyay. Differentially private linear algebra in the streaming model. *arXiv preprint arXiv:1409.5414*, 2014.
- [39] Tianhao Wang, Milan Lopuhaä-Zwakenberg, Zitao Li, Boris Skoric, and Ninghui Li. Locally differentially private frequency estimation with consistency. *arXiv preprint arXiv:1905.08320*, 2019.
- [40] Jia Xu, Zhenjie Zhang, Xiaokui Xiao, Yin Yang, Ge Yu, and Marianne Winslett. Differentially private histogram publication. *The VLDB Journal*, 22(6):797–822, 2013.
- [41] Qingqing Ye, Haibo Hu, Xiaofeng Meng, and Huadi Zheng. Privkv: Key-value data collection with local differential privacy. In *2019 IEEE Symposium on Security and Privacy (SP)*, pages 317–331. IEEE, 2019.
- [42] Haiquan Zhao, Ashwin Lall, Mitsunori Ogiwara, Oliver Spatscheck, Jia Wang, and Jun Xu. A data streaming algorithm for estimating entropies of od flows. In *Proceedings of the 7th ACM SIGCOMM conference on Internet measurement*, pages 279–290, 2007.