

# Fundamental pathologies in Lindblad descriptions of systems weakly coupled to baths

Devashish Tupkary,<sup>1,2,3,\*</sup> Abhishek Dhar,<sup>2,†</sup> Manas Kulkarni,<sup>2,‡</sup> and Archak Purkayastha<sup>4,§</sup>

<sup>1</sup>*Indian Institute of Science, Bangalore 560012, India*

<sup>2</sup>*International Centre for Theoretical Sciences, Tata Institute of Fundamental Research, Bangalore 560089, India*

<sup>3</sup>*Institute for Quantum Computing and Department of Physics and Astronomy,  
University of Waterloo, Waterloo, Ontario, Canada, N2L 3G1*

<sup>4</sup>*Trinity College Dublin, The University of Dublin, College Green, Dublin, Ireland*

It is very common in the literature to write down a Lindblad equation to describe a system with multiple degrees of freedom weakly connected to multiple thermal baths which can, in general, be at different temperatures and chemical potentials. However, the microscopically derived quantum master equation up to leading order in system-bath coupling is of so-called Redfield form which is known to not preserve complete positivity in most cases. Here, we analytically show in generality that, in such cases, enforcing complete positivity by imposing any Lindblad form, via any further approximation, necessarily leads to either violation of thermalization, or violation of local conservation laws in non-equilibrium steady state (NESS) due to inaccurate coherences in energy eigenbasis. In other words, a weak system-bath coupling quantum master equation that is completely positive, shows thermalization and preserves local conservation laws in NESS is fundamentally impossible in generic situations. On the other hand, the Redfield equation, although generically not completely positive, shows thermalization, always preserves local conservation laws and gives correct coherences to leading order. We exemplify our analytical results numerically in an interacting open quantum spin system.

A fundamental problem relevant across a wide range of fields including quantum optics [1], thermodynamics [2], chemistry [3], engineering [4] and biology [5] is to describe a quantum system with multiple degrees of freedom connected to multiple thermal baths. An approach very often taken is to derive an effective quantum master equation (QME) for the dynamics of the system assuming weak coupling between the system and the baths. The dynamics of the quantum system, as described by the QME, is often desired to be Markovian. It was shown by Gorini, Kossakowski, Sudarshan [6], and Lindblad [7] that a quantum master equation that preserves all properties of the density matrix and describes Markovian dynamics has to be of the form,

$$\frac{\partial \hat{\rho}}{\partial t} = i[\hat{\rho}, \hat{H}_S + \hat{H}_{LS}] + \sum_{\lambda} \gamma_{\lambda} \left( \hat{L}_{\lambda} \hat{\rho} \hat{L}_{\lambda}^{\dagger} - \frac{1}{2} \{ \hat{L}_{\lambda}^{\dagger} \hat{L}_{\lambda}, \hat{\rho} \} \right) \quad (1)$$

which is commonly called a Lindblad equation. Here,  $\hat{\rho}$  is the density matrix of the system,  $\hat{H}_S$  is the system Hamiltonian,  $\hat{H}_{LS}$  is the Hermitian contribution due to the presence of the baths, commonly called the Lamb-Shift term,  $\hat{L}_{\lambda}$  are the Lindblad operators and  $\gamma_{\lambda}$  are the rates. Both  $\hat{H}_{LS}$  and  $\hat{L}_{\lambda}$  are operators in the system Hilbert space. This equation preserves Hermiticity and trace of  $\hat{\rho}$ , as well as ensures non-negativity of all eigenvalues of  $\hat{\rho}$  at all times for all initial states of the system. The last condition crucially requires that  $\gamma_{\lambda} > 0$  [6, 7].

This result is one of the cornerstones of open quantum systems. Indeed, a large number of analytical [8–10] and numerical [11–14] techniques rely on describing experimental systems via Lindblad equations. However, here we show that, even when system-bath couplings are weak, any Lindblad description will generically have leading order errors in steady state which will manifest in either in lack of thermalization or in violation of local conservation laws.

The standard way to obtain a QME to leading order in system-bath coupling is via the Born-Markov approximation [8–10]. The quantum master equation so obtained, often called the Redfield equation (RE) [15], though reducible to the form of Eq.(1), is known to generically not satisfy complete positivity (i.e, not satisfy the requirement  $\gamma_{\lambda} > 0$ ) [16–22]. This means for certain initial states and at certain times, it will not give a positive semi-definite density matrix. To rectify this drawback, typically, further approximations are made to obtain a Lindblad equation either in so called local or global forms, which we call local Lindblad (LLE) and eigenbasis Lindblad (ELE) equations respectively [8–10]. Several shortcomings of the LLE and ELE so obtained, in particular their failure to correctly describe the steady state, have been pointed out in literature, and their regimes of validity discussed [16, 17, 23–30]. Despite this, the conventional wisdom is that, in principle, it should be possible to find a Lindblad equation, different from both LLE and ELE, which accurately describes the steady state. Indeed, there have been a number of recent attempts towards developing such new variants of Lindblad equations [31–37], which are intended to be as accurate as the RE. We show that, any such attempt necessarily makes at least the coherences (i.e, the off-diagonal elements of the density matrix in energy eigenbasis) inaccurate in leading

\* [djtupkary@uwaterloo.ca](mailto:djtupkary@uwaterloo.ca)

† [abhishek.dhar@icts.res.in](mailto:abhishek.dhar@icts.res.in)

‡ [manas.kulkarni@icts.res.in](mailto:manas.kulkarni@icts.res.in)

§ [archak.p@tcd.ie](mailto:archak.p@tcd.ie)

order. If the coherences are inaccurate, but the populations (i.e, the diagonal elements of the density matrix in energy eigenbasis) are accurate, there will generically be violation of local conservation laws in the system. If, now, we want to impose preservation of both local conservation laws and complete positivity, then even the populations will necessarily be inaccurate in the leading order. Such Lindblad equations will not show thermalization, i.e, the leading order populations in steady state will not follow the Gibbs distribution when all baths have same temperatures and chemical potentials.

To show this, let us denote by  $\hat{H}$  the Hamiltonian of full set-up including the system and all the baths,  $\hat{H} = \hat{H}_S + \epsilon \hat{H}_{SB} + \hat{H}_B$ . Here  $\hat{H}_B$  is the composite Hamiltonian of all the baths,  $\hat{H}_{SB}$  is the composite Hamiltonian describing system-bath coupling to all the baths, and  $\epsilon \ll 1$  is a dimensionless parameter that controls the strength of system-bath coupling. The initial state of the full set-up is taken as  $\hat{\rho}_{\text{tot}}(0) = \hat{\rho}(0) \otimes \hat{\rho}_B$ , where  $\hat{\rho}(0)$  is the initial state of the system and  $\hat{\rho}_B$  is the composite state of all the baths, usually taken as product of Gibbs states of each bath. Without loss of generality, it is possible to assume that  $\text{Tr}(\hat{H}_{SB}\hat{\rho}(0) \otimes \hat{\rho}_B) = 0$ . This ensures that the leading order contribution to a weak-coupling quantum master equation is  $O(\epsilon^2)$ . The system density matrix at time  $t$  is given by  $\hat{\rho}(t) = \text{Tr}_B[\hat{\rho}_{\text{tot}}(t)]$ . The non-equilibrium steady state (NESS) is defined as  $\hat{\rho}_{\text{NESS}} = \lim_{t \rightarrow \infty} \hat{\rho}(t)$ . We will assume that the NESS is unique. It is possible to expand the NESS density matrix in powers of  $\epsilon$ ,  $\hat{\rho}_{\text{NESS}} = \sum_{m=0}^{\infty} \epsilon^{2m} \hat{\rho}_{\text{NESS}}^{(2m)}$ . It can be shown that  $\hat{\rho}_{\text{NESS}}^{(0)}$  is diagonal in energy eigenbasis of the system [38]. This means that while the populations have a  $O(\epsilon^0)$  contribution, the leading order terms in coherences are  $O(\epsilon^2)$ .

On the other hand, the QME describing the evolution of  $\hat{\rho}(t)$  in the long-time limit can also be expanded in the so-called time-convolution-less form [8], up to some arbitrary high-order,  $\frac{\partial \hat{\rho}}{\partial t} = \sum_{m=0}^{\infty} \epsilon^{2m} \hat{\mathcal{L}}_{2m}[\hat{\rho}(t)]$ , with  $\hat{\mathcal{L}}_0[\hat{\rho}(t)] = i[\hat{\rho}(t), \hat{H}_S]$ . Truncating this expansion at second order,  $\frac{\partial \hat{\rho}}{\partial t} = \hat{\mathcal{L}}_0[\hat{\rho}(t)] + \epsilon^2 \hat{\mathcal{L}}_2[\hat{\rho}(t)]$ , coincides with the so-called Born-Markov approximation and gives the RE. The question then is, to what order in  $\epsilon$  does the NESS obtained from the RE match with  $\hat{\rho}_{\text{NESS}}$ . It can be shown that, the populations from RE are correct to  $O(\epsilon^0)$  while the coherences are correct to  $O(\epsilon^2)$  [38, 39]. In other words, leading order contributions to both populations and coherences are captured correctly by RE. Writing  $\hat{H}_S = \sum_{\alpha} E_{\alpha} |E_{\alpha}\rangle \langle E_{\alpha}|$ , the equations determining the NESS populations and coherences to leading order can be written as

$$\langle E_{\alpha} | \hat{\mathcal{L}}_2[\hat{\rho}_{\text{NESS}}^{(0)}] | E_{\alpha} \rangle = 0, \quad (2)$$

$$i(E_{\alpha} - E_{\nu}) \langle E_{\alpha} | \hat{\rho}_{\text{NESS}}^{(2)} | E_{\nu} \rangle + \langle E_{\alpha} | \hat{\mathcal{L}}_2[\hat{\rho}_{\text{NESS}}^{(0)}] | E_{\nu} \rangle = 0, \quad (3)$$

$\forall \alpha \neq \nu$  [38]. In above, Eq.(2) determines the popula-

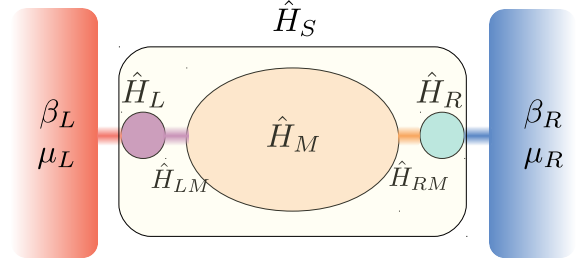


FIG. 1. A typical two-terminal non-equilibrium set-up with not all sites attached to the baths. The Hamiltonian  $\hat{H}_M$  describes all sites not attached to baths, while the Hamiltonians  $\hat{H}_L$  and  $\hat{H}_R$  describe all sites attached to the left and the right baths respectively.

tions in leading order. Given the populations in leading order, Eq.(3) determines the leading order coherences. However, the mismatch of orders of accuracy between populations and coherences means that positivity of the density matrix may be generically violated [39, 40].

Now, let us say, we want to modify  $\hat{\mathcal{L}}_2 \rightarrow \hat{\mathcal{L}}'_2$ , such that the complete positivity is restored, and the overall accuracy is same as RE. Denoting the NESS obtained from RE as  $\hat{\rho}_{\text{NESS}}$ , we see that the deviation of  $\hat{\rho}_{\text{NESS}}$  from the actual NESS is  $\|\hat{\rho}_{\text{NESS}} - \hat{\rho}_{\text{NESS}}\| \sim O(\epsilon^2)$ , where,  $\|\hat{P}\|$  is norm of the operator  $\hat{P}$ . This implies that  $\hat{\mathcal{L}}'_2$  must be such that  $\hat{\rho}_{\text{NESS}}^{(0)}$ , i.e, the  $O(\epsilon^0)$  term is left unchanged. Therefore, we must have

$$\langle E_{\alpha} | \hat{\mathcal{L}}'_2[\hat{\rho}_{\text{NESS}}^{(0)}] | E_{\alpha} \rangle = \langle E_{\alpha} | \hat{\mathcal{L}}_2[\hat{\rho}_{\text{NESS}}^{(0)}] | E_{\alpha} \rangle. \quad (4)$$

This fixes some components of  $\hat{\mathcal{L}}'_2$ . But, since  $\hat{\mathcal{L}}'_2$  is different from  $\hat{\mathcal{L}}_2$ , the analog of Eq.(3) necessarily leads to different coherences. Thus, any attempt to impose complete positivity on the RE while maintaining overall accuracy will lead to inaccurate coherences in the leading order.

Having inaccurate coherences while having accurate populations will generically lead to violation of local conservation laws. The simplest, most widely-used and fairly general set-up to demonstrate this is the two-terminal set-up shown in Fig. 1. Here the system Hamiltonian is broken into  $\hat{H}_S = \hat{H}_L + \hat{H}_{LM} + \hat{H}_M + \hat{H}_{RM} + \hat{H}_R$ , where  $\hat{H}_M$  is the Hamiltonian of all the sites which are not connected to any bath.  $\hat{H}_L$  ( $\hat{H}_R$ ) is the Hamiltonian where all of its degrees of freedom are connected to the left (right) bath, which is initially at inverse temperature  $\beta_L$  ( $\beta_R$ ) and chemical potential  $\mu_L$  ( $\mu_R$ ).  $\hat{H}_{LM}$  ( $\hat{H}_{RM}$ ) gives the connection between  $\hat{H}_L$  ( $\hat{H}_R$ ) and  $\hat{H}_M$ . The RE for this set-up will be of the form,

$$\frac{\partial \hat{\rho}}{\partial t} = i[\hat{\rho}, \hat{H}_S] + \epsilon^2 \left( \hat{\mathcal{L}}_2^{(L)}[\hat{\rho}(t)] + \hat{\mathcal{L}}_2^{(R)}[\hat{\rho}(t)] \right), \quad (5)$$

where  $\hat{\mathcal{L}}_2^{(L)}[\hat{\rho}(t)]$  ( $\hat{\mathcal{L}}_2^{(R)}[\hat{\rho}(t)]$ ) encodes the effect of the left (right) bath, the full superoperator being  $\hat{\mathcal{L}}_2[\hat{\rho}(t)] =$

$\hat{\mathcal{L}}_2^{(L)}[\hat{\rho}(t)] + \hat{\mathcal{L}}_2^{(R)}[\hat{\rho}(t)]$ . Using this, we can write down the equation for rate of change of energy in the system,  $\frac{d\langle\hat{H}_S\rangle}{dt} = J_{B_L} + J_{B_R}$ ,  $J_{B_\ell} = \epsilon^2 \text{Tr}(\hat{H}_S \hat{\mathcal{L}}_2^{(\ell)}[\hat{\rho}(t)])$ , where  $J_{B_L}$  ( $J_{B_R}$ ) can be interpreted as the energy current from the left (right) bath into the system. At NESS, since  $\frac{d\langle\hat{H}_S\rangle}{dt} = 0$ , we have  $J_{B_L} = -J_{B_R}$ . This is a consequence of conservation of energy of the whole set-up. Carrying out the trace in the energy eigenbasis of the system, the leading order steady state currents can be written as  $J_{B_\ell} = \epsilon^2 \sum_\alpha E_\alpha \langle E_\alpha | \hat{\mathcal{L}}_2^{(\ell)}[\hat{\rho}_{\text{NESS}}^{(0)}] | E_\alpha \rangle$ ,  $\ell = L, R$ . This shows that the leading order currents from the baths is  $O(\epsilon^2)$  and depend on the  $O(\epsilon^0)$  part of the NESS density matrix, i.e., the leading order populations which are given correctly by the RE. Next, let us look at the rate of change of  $\langle\hat{H}_\ell\rangle$ ,  $\ell = L, R$ . Due to local conservation of energy, this must satisfy the continuity equation  $\frac{d\langle\hat{H}_\ell\rangle}{dt} = J_{\ell M} + J_{B_\ell}$ ,  $J_{\ell M} = -i\langle[\hat{H}_\ell, \hat{H}_M]\rangle = -i\langle[\hat{H}_\ell, \hat{H}_S]\rangle$ . At NESS, since  $\frac{d\langle\hat{H}_\ell\rangle}{dt} = 0$ , we have  $J_{\ell M} = -J_{B_\ell}$ . The expression for  $J_{\ell M}$  can be written, to leading order, as  $J_{\ell M} = -i\epsilon^2 \sum_{\alpha \neq \nu} \langle E_\alpha - E_\nu | \hat{\rho}_{\text{NESS}}^{(2)} | E_\nu \rangle \langle E_\nu | \hat{H}_\ell | E_\alpha \rangle$ . Thus, the leading order term in  $J_{\ell M}$  is given by the coherences in the energy eigenbasis. Therefore, satisfying the local continuity equation requires that both populations and coherences are given correctly to the leading order. Since this condition is satisfied by RE, the local conservation laws are respected by it.

However, as discussed before, any attempt to restore complete positivity while maintaining overall accuracy order of RE, will lead to inaccurate coherences in leading order, while keeping leading order populations unchanged. This means, while  $J_{B_\ell}$  will remain the same as RE,  $J_{\ell M}$  will be different. Thus, the local conservation law at NESS  $J_{\ell M} = -J_{B_\ell}$  can no longer be satisfied by such a Lindblad equation, thereby violating a fundamental property of NESS. If, on the other hand, the local conservation laws are to be maintained, it requires that the populations are also changed in the leading order, resulting in  $O(\epsilon^0)$  difference from the actual  $\hat{\rho}_{\text{NESS}}$ , which, for example, happens in LLE. This discussion for energy currents, also holds for currents associated with all other local conserved quantities. Further, this discussion can easily be generalized to cases with more than two baths.

In equilibrium, i.e., when the temperatures and chemical potentials of the baths are same ( $\beta_\ell = \beta$ ,  $\mu_\ell = \mu$ ) and given that the steady state is unique, we expect to see thermalization,  $\lim_{\epsilon \rightarrow 0} \left( \lim_{t \rightarrow \infty} \hat{\rho}(t) \right) = \frac{e^{-\beta(\hat{H}_S - \mu \hat{N}_S)}}{\text{Tr}(e^{-\beta(\hat{H}_S - \mu \hat{N}_S)})}$ , where  $\hat{N}_S$  is the total particle or excitation number operator of the system, and, we have assumed  $[\hat{H}_S, \hat{N}_S] = 0$ . It can be shown analytically that the RE satisfies this condition provided the total number of excitations in the whole set-up including the system and the baths is conserved [38]. Note that this is a statement only about populations in leading order. Therefore, those Lindblad

equations which give correct populations in leading order will show thermalization, despite violating local conservation laws. But, the Lindblad equations which preserve the local conservation laws, as mentioned before, will have leading order errors in populations and therefore will not show thermalization. Thus, no weak system-bath coupling Lindblad equation can accurately describe both equilibrium and non-equilibrium steady states. The only exceptions to this are when the RE itself somehow becomes of Lindblad form, so that no further approximations are required, a situation that does not generically happen in systems with multiple degrees of freedom [8, 10, 41].

We now numerically exemplify the above discussion by using a XXZ spin-chain in the presence of a magnetic field, with the first and the last sites attached to baths modelled by infinite number of bosonic modes,

$$\hat{H}_S = \sum_{\ell=1}^N \frac{\omega_0^{(\ell)}}{2} \hat{\sigma}_z^\ell - \sum_{\ell=1}^{N-1} g(\hat{\sigma}_x^\ell \hat{\sigma}_x^{\ell+1} + \hat{\sigma}_y^\ell \hat{\sigma}_y^{\ell+1} + \Delta \hat{\sigma}_z^\ell \hat{\sigma}_z^{\ell+1}), \quad (6)$$

$\hat{H}_{SB} = \sum_{\ell=1, N} \sum_{r=1}^\infty (\kappa_{\ell r} \hat{B}_r^{(\ell)\dagger} \hat{\sigma}_-^\ell + \kappa_{\ell r}^* \hat{B}_r^{(\ell)} \hat{\sigma}_+^\ell)$ ,  $\hat{H}_B = \sum_{\ell=1, N} \sum_{r=1}^\infty \Omega_r^\ell \hat{B}_r^{(\ell)\dagger} \hat{B}_r^{(\ell)}$  where  $\hat{\sigma}_{x,y,z}^\ell$  denotes the Pauli matrices acting on the  $\ell^{\text{th}}$  spin,  $\hat{\sigma}_+^\ell = (\hat{\sigma}_x^\ell + i\hat{\sigma}_y^\ell)/2$ ,  $\hat{\sigma}_-^\ell = (\hat{\sigma}_x^\ell - i\hat{\sigma}_y^\ell)/2$ ,  $\hat{B}_r^{(\ell)}$  is bosonic annihilation operator for the  $r^{\text{th}}$  mode of the bath attached at the  $\ell^{\text{th}}$  site. Here,  $\omega_0^{(\ell)}$ ,  $g$ , and  $g\Delta$  represent the magnetic field, the overall spin-spin coupling strength and the anisotropy respectively. The total number of excitations in the system is given by  $\hat{N}_S = \sum_{\ell=1}^N \hat{\sigma}_+^\ell \hat{\sigma}_-^\ell$  and it satisfies  $[\hat{N}_S, \hat{H}_S] = 0$ . We consider bosonic baths described by Ohmic spectral functions with Gaussian cut-offs,  $\mathfrak{J}_\ell(\omega) = \sum_k 2\pi |\kappa_{\ell k}|^2 \delta(\omega - \Omega_k^\ell) = \omega e^{-(\omega/\omega_c)^2} \Theta(\omega)$ , where,  $\Theta(\omega)$  is Heaviside step function, and  $\omega_c$  is the cut-off frequency. The set-up is exactly of the form of Fig. 1, with the initial inverse temperatures and chemical potentials of the baths as shown. We look at the equilibrium and non-equilibrium steady states as obtained by LLE, ELE, RE, as well as, the recently derived, so-called Universal Lindblad Equation (ULE) [32]. The ULE has been rigorously derived to be of Lindblad form, while maintaining  $\|\hat{\rho}_{\text{NESS}}^{\text{ULE}} - \hat{\rho}_{\text{NESS}}\| \sim O(\epsilon^2)$ , where  $\hat{\rho}_{\text{NESS}}^{\text{ULE}}$  is the NESS density matrix obtained from ULE. It can be checked explicitly [38], that ULE satisfies Eq.(4). Calculating  $\hat{\rho}_{\text{NESS}}^{\text{ULE}}$  for our chosen system is therefore perfect for a non-trivial numerical demonstration of the above discussion. The explicit forms of all these equations for the XXZ spin-chain are given in the supplementary material [38]. Each of these equations is of the form of Eq.(5). For numerical simplicity, we consider the  $N = 3$  case, which is sufficient to demonstrate the fundamental pathologies of all the three Lindblad equations. All numerical results below are obtained using QuTiP [42, 43].

First, we look at the equilibrium case (top row of Fig. 2),  $\beta_L = \beta_R = \beta$ ,  $\mu_L = \mu_R = \mu$ ,

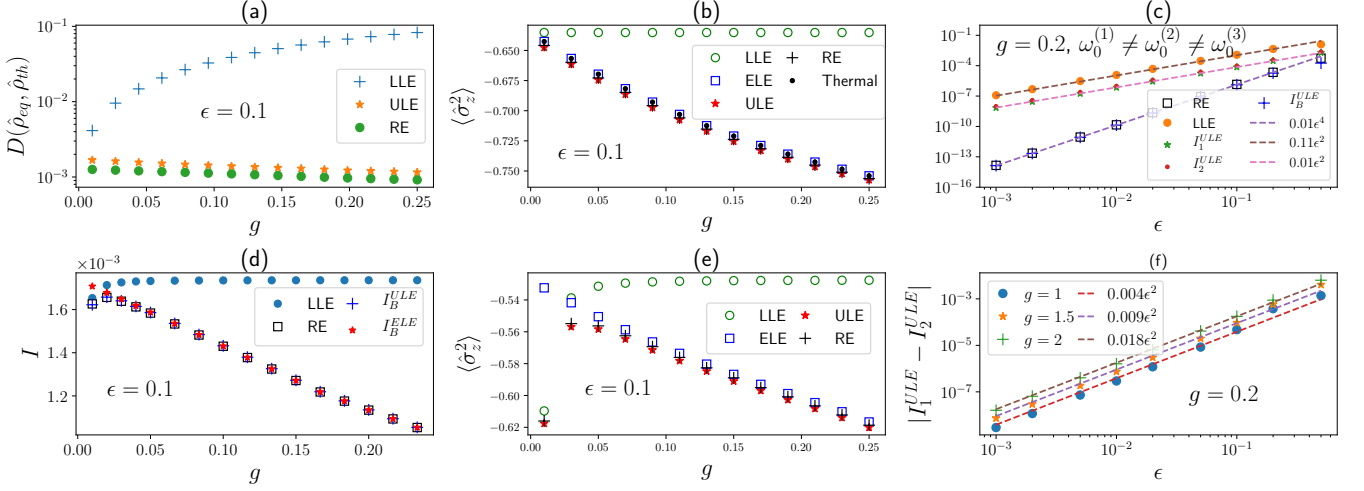


FIG. 2. The top row is for the equilibrium case ( $\beta_L = 1, \beta_R = 1$ ) and the bottom row is for the non-equilibrium case ( $\beta_L = 5, \beta_R = 0.5$ ). **(a)** The trace distance between the expected thermal state  $\hat{\rho}_{th}$  and the equilibrium steady-state  $\hat{\rho}_{eq}$  as obtained by the LLE, ULE and RE as a function of  $g$ . **(b)** The local magnetization in equilibrium steady state as obtained by LLE, ULE, RE, ELE and by the expected thermal state as a function of  $g$ . **(c)** The scaling of spin currents in equilibrium as given by LLE, ULE, RE as a function of system-bath coupling strength  $\epsilon$ , for the case where  $\omega_0^{(1)} = 1, \omega_0^{(2)} = 1.5, \omega_0^{(3)} = 2$ .  $I_1^{ULE}, I_2^{ULE}$  and  $I_B^{ULE}$  refer to the two bond-currents and the boundary current as obtained by ULE. **(d)** Spin currents in NESS as obtained by LLE, ULE, RE and ELE. For ULE and ELE, the boundary currents  $I_B^{ULE}$  and  $I_B^{ELE}$  are plotted. **(e)** The local magnetization in NESS as obtained by LLE, ULE, RE, ELE as a function of  $g$ . **(f)** The scaling of difference between the two bond currents at NESS from ULE as a function of system-bath coupling strength  $\epsilon$ . Apart from (c), in all other cases,  $\omega_0^{(1)} = \omega_0^{(2)} = \omega_0^{(3)} = 1$ . Other parameters:  $\mu_L = \mu_R = -0.5, \omega_c = 10$ . All energy parameters are in units of  $\omega_0^{(1)}$ .

and calculate the trace distance [44],  $D(\hat{\rho}_{eq}, \hat{\rho}_{th}) = \text{Tr}[\sqrt{(\hat{\rho}_{eq} - \hat{\rho}_{th})^2}]/2$ , between the steady state  $\hat{\rho}_{eq}$  given by the three quantum master equations and the thermal state  $\hat{\rho}_{th} = \frac{e^{-\beta(\hat{H}_S - \mu \hat{N}_S)}}{\text{Tr}(e^{-\beta(\hat{H}_S - \mu \hat{N}_S)})}$ . The trace distance  $D(\hat{\rho}_{eq}, \hat{\rho}_{th})$  is plotted as a function of  $g$  for  $\epsilon = 0.1$  in Fig. 2(a). We see that the trace distance is quite small and of the same order for RE and ULE, and does not vary much with  $g$ . On the other hand, the trace distance for LLE is larger and grows with  $g$  while that for ELE is identically zero. Note that generically any system is expected to have steady-state coherences in energy eigenbasis in equilibrium [40, 45] for any finite  $\epsilon$  and convergence to  $\hat{\rho}_{th}$  is physically only expected for  $\epsilon \rightarrow 0$ . Nevertheless, as shown in Fig 2(b), observables like local magnetizations,  $\langle \hat{\sigma}_z^\ell \rangle$ , obtained from ULE and RE show very small difference from the thermal expectation values, since they depend on populations in leading order.

The same is not true for the spin currents. The bond spin currents in the system  $I_j$  are defined from the continuity equation  $\frac{d\langle \hat{\sigma}_z^j \rangle}{dt} = -i \langle [\hat{\sigma}_z^j, \hat{H}_S] \rangle = I_j - I_{j-1}$ , which gives  $I_j = 4ig(\langle \hat{\sigma}_+^j \hat{\sigma}_-^{j+1} \rangle - \langle \hat{\sigma}_-^j \hat{\sigma}_+^{j+1} \rangle)$ . On the other hand, boundary spin-currents are defined by the continuity equation,  $\frac{d\langle \hat{M}_z \rangle}{dt} = I_{B_L} + I_{B_R}$ , where  $\hat{M}_z = \sum_{\ell=1}^N \hat{\sigma}_z^\ell$ . For equations of the form Eq.(5),  $I_{B_\ell} = \epsilon^2 \text{Tr}(\hat{M}_z \hat{\mathcal{L}}_2^{(\ell)}[\hat{\rho}(t)])$ ,  $\ell = L, R$  where  $\hat{\mathcal{L}}_2^{(\ell)}$  changes depending on the QME used. In steady state, local conservation laws require

$I_1 = -I_{B_L} = I_2 = I_{B_R}$ . Further, in equilibrium, currents should be zero in accordance with second-law of thermodynamics [24]. We find that, for  $\omega_0^{(1)} \neq \omega_0^{(2)} \neq \omega_0^{(3)}$ , all QMEs except ELE gives unphysical currents in equilibrium. However, it is paramount to note that, as shown in Fig 2(c), the currents from RE and the boundary currents from ULE scale as  $\epsilon^4$ , clearly showing that the leading order,  $O(\epsilon^2)$ , term is zero, as expected. On the other hand, the bond currents from ULE are different, and scale as  $\epsilon^2$ , thereby showing error in leading order, and violating local conservation laws. The LLE does not violate local conservation laws, but still gives equilibrium currents scaling as  $\epsilon^2$  [24], thereby showing leading order inaccuracies in both populations and coherences.

Now we discuss the results for the non-equilibrium setup (bottom row of Fig. 2),  $\beta_L \neq \beta_R$ . The currents in NESS as a function of  $g$  are shown in Fig. 2(d). The current from RE matches the boundary current from ULE for all  $g$  and shows a non-monotonic behavior with  $g$ . On the other hand, LLE fail to capture the non-monotonicity of current as a function of  $g$ , and matches only at very small values of  $g$ . The ELE identically gives zero currents inside the system, even in NESS [23]. However, the boundary currents from ELE seem to match reasonably well with RE for sufficiently high  $g$ . Thus, the ELE also violates the local conservation laws in NESS. The local magnetizations in NESS also match from RE and ULE and are significantly different from the LLE and ELE results at high and low  $g$  respectively, as shown in

Fig. 2(e). Finally, in Fig. 2(f), we demonstrate that ULE bond currents are different in NESS with the difference scaling as  $O(\epsilon^2)$ , which highlights a clear violation of local conservation laws in ULE. Although, our numerical demonstration is for  $N = 3$ , our analytical understanding shows these issues persist for larger  $N$ , as well as generically for other systems.

In summary, we have established that, in weak system-bath coupling, any Lindblad equation which satisfy thermalization, will generically violate local conservation laws in NESS due to having inaccurate coherences in energy eigenbasis. Lindblad equations can at best give populations in energy eigenbasis accurately. On the other hand, while generically violating complete positivity, the Redfield equation shows thermalization in equilibrium, always gives accurate coherences and populations to leading order and preserves local conservation laws. Since Lindblad equations remain the most-widely used descriptions of open quantum systems, the above statements have extremely significant consequences. Thermalization is one of the founding principles of sta-

tistical physics, while accurate description of coherences is paramount to development of quantum technology [44, 46–55]. Thus, our results show that, even when system-bath couplings are weak, it is imperative to go beyond Lindblad equations for physically consistent and technologically relevant descriptions of open quantum systems.

*Acknowledgements:* MK would like to acknowledge support from the project 6004-1 of the Indo-French Centre for the Promotion of Advanced Research (IFCPAR), Ramanujan Fellowship (SB/S2/RJN-114/2016), SERB Early Career Research Award (ECR/2018/002085) and SERB Matrics Grant (MTR/2019/001101) from the Science and Engineering Research Board (SERB), Department of Science and Technology, Government of India. AD and MK acknowledge support of the Department of Atomic Energy, Government of India, under Project No. RTI4001. AP acknowledges funding from the European Research Council (ERC) under the European Unions Horizon 2020 research and innovation program (Grant Agreement No. 758403).

- 
- [1] K. L. Hur, L. Henriët, A. Petrescu, K. Plekhanov, G. Roux, and M. Schiró, *Comptes Rendus Physique* **17**, 808 (2016).
  - [2] F. Binder, L. A. Correa, C. Gogolin, J. Anders, and G. Adesso, eds., *Thermodynamics in the Quantum Regime* (Springer, Cham, 2018).
  - [3] Y. Cao, J. Romero, J. P. Olson, M. Degroote, P. D. Johnson, M. Kieferová, I. D. Kivlichan, T. Menke, B. Peropadre, N. P. D. Sawaya, and et al., *Chemical Reviews* **119**, 10856–10915 (2019).
  - [4] D. D. Awschalom, C. H. R. Du, R. He, J. Heremans, A. Hoffmann, J. Hou, H. Kurebayashi, Y. Li, L. Liu, V. Novosad, J. Sklenar, S. Sullivan, D. Sun, H. Tang, V. Tyberkevych, C. Trevillian, A. W. Tsen, L. Weiss, W. Zhang, X. Zhang, L. Zhao, and C. W. Zollitsch, *IEEE Transactions on Quantum Engineering*, 1 (2021).
  - [5] J. Cao, R. J. Cogdell, D. F. Coker, H.-G. Duan, J. Hauer, U. Kleinekathöfer, T. L. C. Jansen, T. Mančal, R. J. D. Miller, J. P. Ogilvie, V. I. Prokhorenko, T. Renger, H.-S. Tan, R. Tempelaar, M. Thorwart, E. Thyrgaugh, S. Westenhoff, and D. Zigmantas, *Science Advances* **6** (2020).
  - [6] V. Gorini, A. Kossakowski, and E. C. G. Sudarshan, *Journal of Mathematical Physics* **17**, 821 (1976).
  - [7] G. Lindblad, *Communications in Mathematical Physics* **48**, 119 (1976).
  - [8] H.-P. Breuer and F. Petruccione, *The Theory of Open Quantum Systems* (Oxford University Press, 2006).
  - [9] H. Carmichael, *Statistical Methods in Quantum Optics 1. Master Equations and Fokker-Planck Equations* (Springer-Verlag Berlin Heidelberg, 2002).
  - [10] Á. Rivas and S. F. Huelga, *SpringerBriefs in Physics* (2012).
  - [11] H. Weimer, A. Kshetrimayum, and R. Orús, *Rev. Mod. Phys.* **93**, 015008 (2021).
  - [12] M. B. Plenio and P. L. Knight, *Rev. Mod. Phys.* **70**, 101 (1998).
  - [13] J. Dalibard, Y. Castin, and K. Mølmer, *Phys. Rev. Lett.* **68**, 580 (1992).
  - [14] K. Mølmer, Y. Castin, and J. Dalibard, *Journal of the Optical Society of America B* **10**, 524 (1993).
  - [15] A. Redfield, in *Advances in Magnetic Resonance* (Elsevier, 1965) pp. 1–32.
  - [16] R. Hartmann and W. T. Strunz, *Phys. Rev. A* **101**, 012103 (2020).
  - [17] P. R. Eastham, P. Kirton, H. M. Cammack, B. W. Lovett, and J. Keeling, *Physical Review A* **94** (2016).
  - [18] S. Anderloni, F. Benatti, and R. Floreanini, *Journal of Physics A: Mathematical and Theoretical* **40**, 1625 (2007).
  - [19] P. Gaspard and M. Nagaoka, *The Journal of Chemical Physics* **111**, 5668 (1999).
  - [20] D. Kohen, C. C. Marston, and D. J. Tannor, *The Journal of Chemical Physics* **107**, 5236 (1997).
  - [21] S. Gnutzmann and F. Haake, *Zeitschrift für Physik B Condensed Matter* **101**, 263 (1996).
  - [22] A. Suárez, R. Silbey, and I. Oppenheim, *The Journal of Chemical Physics* **97**, 5101 (1992).
  - [23] H. Wichterich, M. J. Henrich, H.-P. Breuer, J. Gemmer, and M. Michel, *Phys. Rev. E* **76**, 031115 (2007).
  - [24] A. Levy and R. Kosloff, *EPL (Europhysics Letters)* **107**, 20004 (2014).
  - [25] A. Purkayastha, A. Dhar, and M. Kulkarni, *Phys. Rev. A* **93**, 062114 (2016).
  - [26] P. P. Hofer, M. Perarnau-Llobet, L. D. M. Miranda, G. Haack, R. Silva, J. B. Brask, and N. Brunner, *New Journal of Physics* **19**, 123037 (2017).
  - [27] J. O. González, L. A. Correa, G. Nocerino, J. P. Palao, D. Alonso, and G. Adesso, *Open Systems & Information Dynamics* **24**, 1740010 (2017).
  - [28] M. T. Mitchison and M. B. Plenio, *New Journal of*

- Physics **20**, 033005 (2018).
- [29] M. Cattaneo, G. L. Giorgi, S. Maniscalco, and R. Zambrini, [New Journal of Physics](#) **21**, 113045 (2019).
  - [30] S. Scali, J. Anders, and L. A. Correa, [Quantum](#) **5**, 451 (2021).
  - [31] A. Trushechkin, (2021), [arXiv:2103.12042 \[quant-ph\]](#).
  - [32] F. Nathan and M. S. Rudner, [Phys. Rev. B](#) **102**, 115109 (2020).
  - [33] E. Kleinherbers, N. Szpak, J. König, and R. Schützhold, [Phys. Rev. B](#) **101**, 125131 (2020).
  - [34] D. Davidović, [Quantum](#) **4**, 326 (2020).
  - [35] E. Mozgunov and D. Lidar, [Quantum](#) **4**, 227 (2020).
  - [36] G. McCauley, B. Cruikshank, D. I. Bondar, and K. Jacobs, [npj Quantum Information](#) **6** (2020).
  - [37] G. Kiršanskas, M. Franckić, and A. Wacker, [Phys. Rev. B](#) **97**, 035432 (2018).
  - [38] Supplementary Material.
  - [39] C. H. Fleming and N. I. Cummings, [Phys. Rev. E](#) **83**, 031117 (2011).
  - [40] A. Purkayastha, G. Guarnieri, M. T. Mitchison, R. Filip, and J. Goold, [npj Quantum Information](#) **6** (2020).
  - [41] V. Gorini, A. Frigerio, M. Verri, A. Kossakowski, and E. Sudarshan, [Reports on Mathematical Physics](#) **13**, 149 (1978).
  - [42] J. Johansson, P. Nation, and F. Nori, [Computer Physics Communications](#) **183**, 1760 (2012).
  - [43] J. Johansson, P. Nation, and F. Nori, [Computer Physics Communications](#) **184**, 1234 (2013).
  - [44] M. A. Nielsen and I. L. Chuang, *Quantum Computation and Quantum Information: 10th Anniversary Edition*, 10th ed. (Cambridge University Press, USA, 2011).
  - [45] G. Guarnieri, M. Kolář, and R. Filip, [Phys. Rev. Lett.](#) **121**, 070401 (2018).
  - [46] C. H. Bennett and D. P. DiVincenzo, [Nature](#) **404**, 247 (2000).
  - [47] A. Streltsov, G. Adesso, and M. B. Plenio, [Rev. Mod. Phys.](#) **89**, 041003 (2017).
  - [48] M. Lostaglio, K. Korzekwa, D. Jennings, and T. Rudolph, [Phys. Rev. X](#) **5**, 021001 (2015).
  - [49] V. Narasimhachar and G. Gour, [Nature Communications](#) **6** (2015).
  - [50] M. T. Mitchison, M. P. Woods, J. Prior, and M. Huber, [New Journal of Physics](#) **17**, 115013 (2015).
  - [51] A. E. Allahverdyan, R. Balian, and T. M. Nieuwenhuizen, [Europhysics Letters \(EPL\)](#) **67**, 565–571 (2004).
  - [52] K. Korzekwa, M. Lostaglio, J. Oppenheim, and D. Jennings, [New Journal of Physics](#) **18**, 023045 (2016).
  - [53] P. Kammerlander and J. Anders, [Scientific Reports](#) **6** (2016).
  - [54] J. P. Santos, L. C. Céleri, G. T. Landi, and M. Paterostro, [npj Quantum Information](#) **5** (2019).
  - [55] G. Francica, J. Goold, and F. Plastina, [Phys. Rev. E](#) **99**, 042105 (2019).

## Supplementary Material

### S1. ACCURACY OF STEADY-STATE FROM SECOND ORDER QUANTUM MASTER EQUATION

The Hamiltonian  $\hat{H}$  of the full set-up including the system and all the baths is

$$\hat{H} = \hat{H}_S + \epsilon \hat{H}_{SB} + \hat{H}_B. \quad (\text{S1})$$

Here  $\hat{H}_B$  is the composite Hamiltonian of all the baths,  $\hat{H}_{SB}$  is the composite Hamiltonian describing system-bath coupling to all the baths and  $\epsilon \ll 1$  is a dimensionless parameter that controls the strength of system-bath coupling. The initial state of the full set-up is taken as  $\hat{\rho}_{\text{tot}}(0) = \hat{\rho}(0) \otimes \hat{\rho}_B$ , where  $\hat{\rho}(0)$  is the initial state of the system and  $\hat{\rho}_B$  is the composite state of all the baths. Without loss of generality, it is possible to assume that  $\text{Tr}(\hat{H}_{SB}\hat{\rho}(0) \otimes \hat{\rho}_B) = 0$ . The state of the system at a time  $t$  is

$$\hat{\rho}(t) = \text{Tr}_B \left( e^{-i\hat{H}t} \hat{\rho}(0) \otimes \hat{\rho}_B e^{i\hat{H}t} \right), \quad (\text{S2})$$

where  $\text{Tr}_B(\dots)$  implies trace over bath degrees of freedom. We will assume that in the long-time limit, the system reaches a unique non-equilibrium steady state (NESS). This assumption physically necessitates that the system size is finite, while the baths are in the thermodynamic limit. The NESS density matrix is then defined as

$$\hat{\rho}_{\text{NESS}} = \lim_{t \rightarrow \infty} \text{Tr}_B \left( e^{-i\hat{H}t} \hat{\rho}(0) \otimes \hat{\rho}_B e^{i\hat{H}t} \right). \quad (\text{S3})$$

Since  $\epsilon \ll 1$ , it is possible to expand the NESS density matrix in powers of  $\epsilon$ . Owing to the fact that  $\text{Tr}(\hat{H}_{SB}\hat{\rho}(0) \otimes \hat{\rho}_B) = 0$ , it can be shown that, only even powers of  $\epsilon$  can feature in any such expansion. Hence we have,

$$\hat{\rho}_{\text{NESS}} = \sum_{m=0}^{\infty} \epsilon^{2m} \hat{\rho}_{\text{NESS}}^{(2m)}. \quad (\text{S4})$$

The quantum master equation (QME) describing the evolution of  $\hat{\rho}(t)$  in the long-time limit can also be expanded in the so-called time-convolution-less (TCL) form (Sec.(9.2.2) of Ref.[8]). Such an expansion, up to some arbitrary high-order, can be formally written as

$$\frac{\partial \hat{\rho}}{\partial t} = \sum_{m=0}^{\infty} \epsilon^{2m} \hat{\mathcal{L}}_{2m}[\hat{\rho}(t)]. \quad (\text{S5})$$

In above,

$$\hat{\mathcal{L}}_0[\hat{\rho}(t)] = i[\hat{\rho}(t), \hat{H}_S]. \quad (\text{S6})$$

The higher order superoperators  $\hat{\mathcal{L}}_{2m}[\hat{\rho}(t)]$  are more complicated and there is a systematic way to obtain them. Because the QME must be a linear equation, each superoperator appearing in the above expansion is linear. Since,  $\hat{\rho}_{\text{NESS}}$  is the long-time steady-state, by definition, it satisfies

$$0 = \sum_{m=0}^{\infty} \epsilon^{2m} \hat{\mathcal{L}}_{2m}[\hat{\rho}_{\text{NESS}}] \quad (\text{S7})$$

Taking the  $\epsilon \rightarrow 0$  limit of above equation, yields, in combination with Eq.(S4),  $[\hat{\rho}_{\text{NESS}}^{(0)}, \hat{H}_S] = 0$ . This implies that  $\hat{\rho}_{\text{NESS}}^{(0)}$  is diagonal in the energy eigenbasis of the system,

$$\langle E_\alpha | \hat{\rho}_{\text{NESS}}^{(0)} | E_\nu \rangle = 0 \quad \forall \alpha \neq \nu, \quad (\text{S8})$$

where  $\hat{H}_S = \sum_\alpha E_\alpha |E_\alpha\rangle \langle E_\alpha|$ .

All properties discussed above correspond to the exact NESS, obtained in the regime of small  $\epsilon$ . Most often, higher order terms are very difficult to treat. Therefore the QME only upto the leading-order term in  $\epsilon$  is considered (i.e., upto  $m = 1$  in Eq. S5),

$$\frac{\partial \hat{\rho}}{\partial t} = \hat{\mathcal{L}}_0[\hat{\rho}(t)] + \epsilon^2 \hat{\mathcal{L}}_2[\hat{\rho}(t)]. \quad (\text{S9})$$

The ‘tilde’ notation refers to the solution of the truncated Eq. (S9). The long-time NESS obtained from this equation is given by

$$\tilde{\rho}_{\text{NESS}} = \lim_{t \rightarrow \infty} e^{t(\hat{\mathcal{L}}_0 + \epsilon^2 \hat{\mathcal{L}}_2)}[\hat{\rho}(0)]. \quad (\text{S10})$$

Clearly, an order-by-order of  $\tilde{\rho}_{\text{NESS}}$  is also possible. Since the QME itself has been stopped at  $O(\epsilon^2)$ , we should not expect any higher order terms to be correctly given. So, we write  $\tilde{\rho}_{\text{NESS}}$  as

$$\tilde{\rho}_{\text{NESS}} = \tilde{\rho}_{\text{NESS}}^{(0)} + \epsilon^2 \tilde{\rho}_{\text{NESS}}^{(2)} + \dots, \quad (\text{S11})$$

neglecting all higher order terms. A natural question to ask is regarding the accuracy of Eq. S11 in comparison with exact expression in Eq. S4.

By definition of being a steady-state of Eq.(S9),  $\tilde{\rho}_{\text{NESS}}$  satisfies,

$$0 = \hat{\mathcal{L}}_0[\tilde{\rho}_{\text{NESS}}] + \epsilon^2 \hat{\mathcal{L}}_2[\tilde{\rho}_{\text{NESS}}] \quad (\text{S12})$$

Taking  $\epsilon \rightarrow 0$  limit of above equation yields,  $[\tilde{\rho}_{\text{NESS}}, \hat{H}_S] = 0$ . So, as before, we have,

$$\langle E_\alpha | \tilde{\rho}_{\text{NESS}}^{(0)} | E_\nu \rangle = 0 \quad \forall \alpha \neq \nu. \quad (\text{S13})$$

Explicitly writing Eq.(S12) in the energy eigenbasis of the system using, Eqs.(S6), (S11) (S13) along with linearity of superoperators, and demanding order-by-order

solution, yields, the following equations,

$$\left\langle E_\alpha \left| \hat{\mathcal{L}}_2[\hat{\rho}_{\text{NESS}}^{(0)}] \right| E_\alpha \right\rangle = 0, \quad (\text{S14})$$

$$i(E_\alpha - E_\nu) \left\langle E_\alpha \left| \hat{\rho}_{\text{NESS}}^{(2)} \right| E_\nu \right\rangle + \left\langle E_\alpha \left| \hat{\mathcal{L}}_2[\hat{\rho}_{\text{NESS}}^{(0)}] \right| E_\nu \right\rangle = 0 \quad \forall \quad \alpha \neq \nu, \quad (\text{S15})$$

$$\left\langle E_\alpha \left| \hat{\mathcal{L}}_2[\hat{\rho}_{\text{NESS}}^{(2)}] \right| E_\alpha \right\rangle = 0. \quad (\text{S16})$$

Solving Eq.(S14) fixes  $\hat{\rho}_{\text{NESS}}^{(0)}$ , which is diagonal in energy eigenbasis. Given  $\hat{\rho}_{\text{NESS}}^{(0)}$ , Eq.(S15) fixes the off-diagonal terms of  $\hat{\rho}_{\text{NESS}}^{(2)}$  in the energy eigenbasis of the system. Given the off-diagonal terms of  $\hat{\rho}_{\text{NESS}}^{(2)}$ , Eq.(S16) fixes the diagonal terms of  $\hat{\rho}_{\text{NESS}}^{(2)}$  in the energy eigenbasis of the system. In this way, these three equations give all elements of  $\hat{\rho}_{\text{NESS}}^{(0)}$  and  $\hat{\rho}_{\text{NESS}}^{(2)}$ , as obtained by solving Eq.(S12).

Now, let us carry out the exact same steps, but instead for  $\hat{\rho}_{\text{NESS}}$ , using Eqs.(S4), (S6), (S7), (S8), and demanding order-by-order solution up to  $O(\epsilon^2)$ . This yields [analog of Eqs. (S14), (S15), (S16)],

$$\left\langle E_\alpha \left| \hat{\mathcal{L}}_2[\hat{\rho}_{\text{NESS}}^{(0)}] \right| E_\alpha \right\rangle = 0, \quad (\text{S17})$$

$$i(E_\alpha - E_\nu) \left\langle E_\alpha \left| \hat{\rho}_{\text{NESS}}^{(2)} \right| E_\nu \right\rangle + \left\langle E_\alpha \left| \hat{\mathcal{L}}_2[\hat{\rho}_{\text{NESS}}^{(0)}] \right| E_\nu \right\rangle = 0 \quad \forall \quad \alpha \neq \nu, \quad (\text{S18})$$

$$\left\langle E_\alpha \left| \hat{\mathcal{L}}_2[\hat{\rho}_{\text{NESS}}^{(2)}] \right| E_\alpha \right\rangle + \left\langle E_\alpha \left| \hat{\mathcal{L}}_4[\hat{\rho}_{\text{NESS}}^{(0)}] \right| E_\alpha \right\rangle = 0. \quad (\text{S19})$$

We see from Eqs.(S14) and (S17) that  $\hat{\rho}_{\text{NESS}}^{(0)}$  and  $\hat{\rho}_{\text{NESS}}$  satisfy the exact same equation which implies

$$\hat{\rho}_{\text{NESS}}^{(2)} = \hat{\rho}_{\text{NESS}}^{(0)}. \quad (\text{S20})$$

Next, from Eqs.(S15) and (S18), we see that the off-diagonal elements of  $\hat{\rho}_{\text{NESS}}^{(2)}$  and  $\hat{\rho}_{\text{NESS}}^{(0)}$  in energy eigenbasis also satisfy exactly same equation therefore implying,

$$\left\langle E_\alpha \left| \hat{\rho}_{\text{NESS}}^{(2)} \right| E_\nu \right\rangle = \left\langle E_\alpha \left| \hat{\rho}_{\text{NESS}}^{(0)} \right| E_\nu \right\rangle, \quad \forall \quad \alpha \neq \nu. \quad (\text{S21})$$

However, Eq.(S16) which fixes the diagonal elements of  $\hat{\rho}_{\text{NESS}}^{(2)}$  in energy eigenbasis is different from Eq.(S19) which fixes the same for  $\hat{\rho}_{\text{NESS}}^{(0)}$ . So,

$$\left\langle E_\alpha \left| \hat{\rho}_{\text{NESS}}^{(2)} \right| E_\alpha \right\rangle \neq \left\langle E_\alpha \left| \hat{\rho}_{\text{NESS}}^{(0)} \right| E_\alpha \right\rangle. \quad (\text{S22})$$

Specifically, Eq.(S19) shows that to obtain the diagonal elements of NESS density matrix in the energy eigenbasis

correct to  $O(\epsilon^2)$ , one needs the QME up of  $O(\epsilon^4)$ . Based on these results, we have,

$$\|\hat{\rho}_{\text{NESS}} - \hat{\rho}_{\text{NESS}}^{(0)}\| \sim O(\epsilon^2), \quad (\text{S23})$$

where  $\|\hat{P}\|$  is norm of the operator  $\hat{P}$ . So, the error in obtaining the NESS from Eq.(S9) is  $O(\epsilon^2)$ , despite the fact that the leading order off-diagonal elements in energy eigenbasis (henceforth called coherences), which are  $O(\epsilon^2)$ , are given correctly. This mismatch of order of accuracy in essentially means, that Eq.(S9) is not guaranteed to preserve positivity of  $\hat{\rho}_{\text{NESS}}$  under all conditions.

## S2. IMPOSSIBILITY OF ACCURATE GENERAL SECOND ORDER LINDBLAD DESCRIPTION

The above results show that, despite lack of complete positivity, the RE gives the elements of  $\hat{\rho}_{\text{NESS}}$  correct to leading order. The leading order term for diagonal elements of  $\hat{\rho}_{\text{NESS}}$  in energy eigenbasis is  $O(1)$ , while the leading order term for coherences is  $O(\epsilon^2)$ , both of which are given correctly. We will demonstrate that any attempt to restore complete positivity without considering the  $\hat{\mathcal{L}}_4$  term in Eq.(S5), but instead changing  $\hat{\mathcal{L}}_2$ , will cause error in the leading order. In other words, no weak-coupling Lindblad equation can give all elements of  $\hat{\rho}_{\text{NESS}}$  correct to leading order. This is reasonably well-understood in the commonly used local Lindblad and eigenbasis Lindblad equations, whose derivations from Eq.(S30) explicitly require further approximations on  $\hat{H}_S$ . However, it is often believed that it is possible to rigorously derive a Lindblad equation which is as accurate as RE, but preserves complete positivity. Because of our results in previous Sec. S1, one can show such attempts have inherent fallacies, leading to fundamental pathologies in all such Lindblad equations.

Let us say that  $\hat{\mathcal{L}}_2$  has been changed to  $\hat{\mathcal{L}}'_2$  to restore complete positivity. Then, Eqs.(S14),(S15) become

$$\left\langle E_\alpha \left| \hat{\mathcal{L}}'_2[\hat{\rho}_{\text{NESS}}^{(0)}] \right| E_\alpha \right\rangle = 0, \quad (\text{S24})$$

$$i(E_\alpha - E_\nu) \left\langle E_\alpha \left| \hat{\rho}_{\text{NESS}}^{(2)} \right| E_\nu \right\rangle + \left\langle E_\alpha \left| \hat{\mathcal{L}}'_2[\hat{\rho}_{\text{NESS}}^{(0)}] \right| E_\nu \right\rangle = 0 \quad \forall \quad \alpha \neq \nu. \quad (\text{S25})$$

If we want to enforce that the resulting Lindblad equation has same order of accuracy as the RE, because of Eq.(S23), this necessitates that  $O(1)$  term of NESS has to be same as that from RE. So, the components of  $\hat{\mathcal{L}}'_2$  appearing in Eq.(S24) are enforced to be same as those of  $\hat{\mathcal{L}}_2$  appearing in Eq.(S14),

$$\left\langle E_\alpha \left| \hat{\mathcal{L}}'_2[\hat{\rho}_{\text{NESS}}^{(0)}] \right| E_\alpha \right\rangle = \left\langle E_\alpha \left| \hat{\mathcal{L}}_2[\hat{\rho}_{\text{NESS}}^{(0)}] \right| E_\alpha \right\rangle. \quad (\text{S26})$$

Since  $\hat{\mathcal{L}}'_2$  is different from  $\hat{\mathcal{L}}_2$ , it means the remaining components of  $\hat{\mathcal{L}}'_2$ , that appear in Eq.(S25) are different from the corresponding ones in Eq.(S15). So, from Eq.(S25), restoring complete positivity while keeping same order of accuracy requires that the coherences in energy eigenbasis are changed. Since, before a change from  $\hat{\mathcal{L}}_2$  to  $\hat{\mathcal{L}}'_2$ , the coherences matched with those of the exact NESS density matrix in leading order (Eq. S21), now they will be inaccurate after the change. Thus, no weak-coupling Lindblad equation can give all elements of density matrix correct to leading order. At least, the coherences in energy eigenbasis obtained from any weak-coupling Lindblad equation will have errors in leading order. Not only this, as a consequence, any such Lindblad equation will have fundamental pathologies, as we show in the next section (Sec. S4).

### S3. REDFIELD EQUATION AND THERMALIZATION

The explicit form of Eq.(S9) is given by (Eq.(9.52) of Ref.[8]),

$$\frac{\partial \hat{\rho}}{\partial t} = i[\hat{\rho}(t), \hat{H}_S] \quad (\text{S27})$$

$$+ \epsilon^2 \int_0^\infty dt' [\hat{H}_{SB}, [\hat{H}_{SB}(-t'), \hat{\rho}(t) \otimes \hat{\rho}_B]], \quad (\text{S28})$$

where  $\hat{H}_{SB}(t) = e^{i(\hat{H}_S + \hat{H}_B)t} \hat{H}_{SB} e^{-i(\hat{H}_S + \hat{H}_B)t}$ . This is nothing but the Redfield QME which is often thought of as derived via the so-called Born-Markov approximation. Truncating the TCL QME at  $O(\epsilon^2)$  after taking the long-time limit is exactly same as the Born-Markov approximation. Thus, the discussion in the previous section corresponds to the accuracy of NESS as obtained from the Redfield Equation (RE). The RE is known to not preserve complete positivity of the density matrix under all conditions.

Let us now go to the following canonical model of thermal baths

$$\begin{aligned} \hat{H}_B &= \sum_\ell \sum_{r=1}^\infty \Omega_r^\ell \hat{B}_r^{(\ell)\dagger} \hat{B}_r^{(\ell)}, \\ \hat{H}_{SB} &= \sum_\ell \sum_{r=1}^\infty (\kappa_{\ell r} \hat{B}_r^{(\ell)\dagger} \hat{S}_\ell + \kappa_{\ell r}^* \hat{S}_\ell^\dagger \hat{B}_r^{(\ell)}), \end{aligned} \quad (\text{S29})$$

where  $\sum'_\ell$  indicates sum over all sites of the system where the baths are attached,  $\hat{B}_r^{(\ell)}$  is bosonic or fermionic annihilation operator for the  $r$ -th mode of the bath attached at the  $\ell$ -th site and  $\hat{S}_\ell$  is the system operator coupling to the bath at site  $\ell$ . At initial time, the baths are taken to be in their respective thermal state with inverse temperatures  $\beta_\ell$  and chemical potentials  $\mu_\ell$ . The dynamics of the system can be shown to be governed by the bath spectral functions, defined as  $\mathfrak{J}_\ell(\omega) = \sum_k 2\pi |\kappa_{\ell k}|^2 \delta(\omega - \Omega_k^\ell)$  and the Fermi or Bose

distributions,  $n_\ell(\omega) = [e^{\beta_\ell(\omega - \mu_\ell)} \pm 1]^{-1}$ , corresponding to the initial states of the baths. The RE for this set-up is obtained by simplification of Eq.(S27) as,

$$\begin{aligned} \frac{\partial \hat{\rho}}{\partial t} &= i[\hat{\rho}, \hat{H}_S] \\ &- \epsilon^2 \sum'_\ell \left( [\hat{S}_\ell^\dagger, \hat{S}_\ell^{(1)} \hat{\rho}] + [\hat{\rho} \hat{S}_\ell^{(2)}, \hat{S}_\ell^\dagger] + \text{h.c.} \right), \end{aligned} \quad (\text{S30})$$

where

$$\hat{S}_\ell^{(1)} = \int_0^\infty dt' \int \frac{d\omega}{2\pi} \hat{S}_\ell(-t') \mathfrak{J}_\ell(\omega) n_\ell(\omega) e^{i\omega t'}, \quad (\text{S31})$$

$$\hat{S}_\ell^{(2)} = \int_0^\infty dt' \int \frac{d\omega}{2\pi} \hat{S}_\ell(-t') e^{\beta_\ell(\omega - \mu_\ell)} \mathfrak{J}_\ell(\omega) n_\ell(\omega) e^{i\omega t'}, \quad (\text{S32})$$

with  $\hat{S}_\ell(t) = e^{i\hat{H}_S t} \hat{S}_\ell e^{-i\hat{H}_S t}$ , and h.c. denoting Hermitian conjugate. Note that, in general,  $[\hat{S}_\ell, \hat{S}_\ell^{(1)}] \neq 0$ ,  $[\hat{S}_\ell, \hat{S}_\ell^{(2)}] \neq 0$ . Given the RE, one can write down an expression for expectation value of any system operator  $\hat{O}$ , which we write down here, for future reference,

$$\begin{aligned} \frac{d\langle \hat{O} \rangle}{dt} &= -i\langle [\hat{O}, \hat{H}_S] \rangle \\ &- \epsilon^2 \sum'_\ell \left( \langle [\hat{O}, \hat{S}_\ell^\dagger] \hat{S}_\ell^{(1)} \rangle - \langle \hat{S}_\ell^{(2)} [\hat{O}, \hat{S}_\ell^\dagger] \rangle + \text{h.c.} \right). \end{aligned} \quad (\text{S33})$$

An important issue with open system descriptions is thermalization. In equilibrium, i.e, when the temperatures and chemical potentials of all the baths are same,  $\beta_\ell = \beta$ ,  $\mu_\ell = \mu$ , and the steady state is unique, on physical grounds, we expect to see thermalization,

$$\lim_{\epsilon \rightarrow 0} \left( \lim_{t \rightarrow \infty} \hat{\rho}(t) \right) = \rho_{eq} = \frac{e^{-\beta(\hat{H}_S - \mu \hat{N}_S)}}{\text{Tr} \left( e^{-\beta(\hat{H}_S - \mu \hat{N}_S)} \right)}, \quad (\text{S34})$$

where  $\hat{N}_S$  is the total particle (or excitation) number operator of the system, and, we have assumed  $[\hat{H}, \hat{N}_S] = 0$ . From our results in the previous section, this requires that  $\hat{\rho}_{\text{NESS}}^{(0)} = \rho_{eq}$ . It can be checked, after some algebra that, satisfying Eq.(S17) for the RE with equal temperatures and chemical potentials requires

$$\begin{aligned} &\sum_\nu \left[ |\langle E_\nu | \hat{S}_\ell | E_\alpha \rangle|^2 \left[ p_\alpha - e^{\beta(E_{\nu\alpha} - \mu)} p_\nu \right] \mathfrak{J}_\ell(E_{\nu\alpha}) n_\ell(E_{\nu\alpha}) \right. \\ &\quad \left. + |\langle E_\alpha | \hat{S}_\ell | E_\nu \rangle|^2 \left[ p_\nu - e^{\beta(E_{\alpha\nu} - \mu)} p_\alpha \right] \mathfrak{J}_\ell(E_{\alpha\nu}) n_\ell(E_{\alpha\nu}) \right] \\ &= 0, \end{aligned} \quad (\text{S35})$$

where  $E_{\nu\alpha} = E_\nu - E_\alpha$  and we have written  $\hat{\rho}_{\text{NESS}}^{(0)} = \sum_\alpha p_\alpha |E_\alpha\rangle \langle E_\alpha|$ . It can be checked that the following choice of  $p_\alpha$  satisfies the above equation,

$$p_\alpha \propto e^{-\beta(E_\alpha - \tilde{\mu} N_\alpha)}, \quad \tilde{\mu} = \frac{\mu}{\Delta N}, \quad (\text{S36})$$

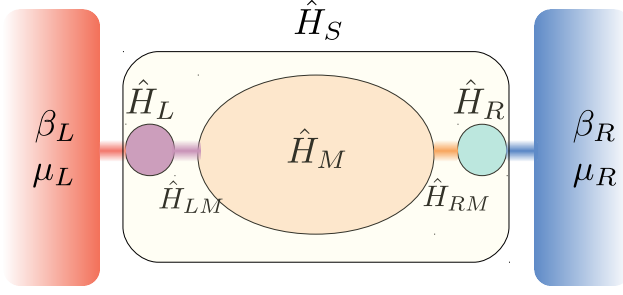


FIG. S1. A typical two-terminal non-equilibrium set-up with not all sites attached to the baths. The Hamiltonian  $\hat{H}_M$  describes all sites not attached to baths, while the Hamiltonians  $\hat{H}_L$  and  $\hat{H}_R$  describe all sites attached to the left and the right baths respectively.

with  $\Delta N = N_\alpha - N_\nu$ ,  $N_\alpha$  being the number of particles (or excitations) in the energy eigenstate  $|E_\alpha\rangle$ . However, this means,  $p_\alpha$  would also depend on  $\nu$ , an unphysical situation. This is avoided, if and only if,  $\langle E_\nu | \hat{S}_\ell | E_\alpha \rangle = 0 \forall N_\alpha - N_\nu \neq \Delta N$ , where  $\Delta N$  is a fixed number. In other words, the system operator coupling to the bath must create or annihilate a fixed number of excitations. If we further assume that the number of excitations in the whole set-up including the system and the baths is conserved, then, since the bath-operator coupling to the system creates or annihilates one excitation, in the bath, the system operators coupling to the baths must create or annihilate one excitation in the system. In that case,  $\Delta N = 1$ , i.e.,  $\langle E_\nu | \hat{S}_\ell | E_\alpha \rangle = 0 \forall N_\alpha - N_\nu \neq 1$ . So, we have  $\tilde{\mu} = \mu$ . Therefore, in this case, the thermalization condition Eq.(S34) is satisfied.

#### S4. VIOLATION OF LOCAL CONSERVATION LAWS IN LEADING ORDER

Perhaps, the biggest fundamental pathology that one encounters in any weak-coupling Lindblad equation, derived to be as accurate as the RE, is violation of local conservation laws. This becomes most evident in extended systems which are connected to multiple baths at various sites. The simplest and the most widely-used set-up of this kind is the two-terminal set-up shown in Fig. S1, which is still fairly general. Here the system Hamiltonian is broken into

$$\hat{H}_S = \hat{H}_L + \hat{H}_{LM} + \hat{H}_M + \hat{H}_{RM} + \hat{H}_R, \quad (\text{S37})$$

where  $\hat{H}_M$  is the Hamiltonian of all the sites which are not connected to any bath.  $\hat{H}_L$  ( $\hat{H}_R$ ) is the Hamiltonian where all of its degrees of freedom are connected to the left (right) bath, which was initially at inverse temperature  $\beta_L$  ( $\beta_R$ ) and chemical potential  $\mu_L$  ( $\mu_R$ ).  $\hat{H}_{LM}$  ( $\hat{H}_{RM}$ ) gives the connection between  $\hat{H}_L$  ( $\hat{H}_R$ ) and  $\hat{H}_M$ . For simplicity, we take the connection between system

and the baths to be,

$$\begin{aligned} \hat{H}_{SB_L} &= \sum_{r=1}^{\infty} (\kappa_{Lr} \hat{B}_r^{(L)\dagger} \hat{S}_L + \kappa_{Lr}^* \hat{S}_L^\dagger \hat{B}_r^{(L)}) \\ \hat{H}_{SB_R} &= \sum_{r=1}^{\infty} (\kappa_{Rr} \hat{B}_r^{(R)\dagger} \hat{S}_R + \kappa_{Rr}^* \hat{S}_R^\dagger \hat{B}_r^{(R)}), \end{aligned} \quad (\text{S38})$$

where  $\hat{B}_r^{(L)}$  ( $\hat{B}_r^{(R)}$ ) is the annihilation operator of the  $r$ th mode of the left (right) bath. The operator  $\hat{S}_L$  ( $\hat{S}_R$ ) does not commute with  $\hat{H}_L$  ( $\hat{H}_R$ ), but commutes with all other parts of the Hamiltonian of the whole set-up. Given this set-up, we can obtain the RE [Eq.(S30)]. It will be of the form,

$$\frac{\partial \hat{\rho}}{\partial t} = i[\hat{\rho}, \hat{H}_S] + \epsilon^2 \left( \hat{\mathcal{L}}_2^{(L)}[\hat{\rho}(t)] + \hat{\mathcal{L}}_2^{(R)}[\hat{\rho}(t)] \right), \quad (\text{S39})$$

where  $\hat{\mathcal{L}}_2^{(L)}[\hat{\rho}(t)]$  ( $\hat{\mathcal{L}}_2^{(R)}[\hat{\rho}(t)]$ ) encodes the effect of the left (right) bath, the full superoperator being  $\hat{\mathcal{L}}_2[\hat{\rho}(t)] = \hat{\mathcal{L}}_2^{(L)}[\hat{\rho}(t)] + \hat{\mathcal{L}}_2^{(R)}[\hat{\rho}(t)]$ . Using this, we can write down the equation for rate of change of energy in the system,

$$\begin{aligned} \frac{d\langle \hat{H}_S \rangle}{dt} &= J_{B_L} + J_{B_R}, \\ J_{B_L} &= \epsilon^2 \text{Tr} \left( \hat{H}_S \hat{\mathcal{L}}_2^{(L)}[\hat{\rho}(t)] \right), \end{aligned} \quad (\text{S40})$$

$$J_{B_R} = \epsilon^2 \text{Tr} \left( \hat{H}_S \hat{\mathcal{L}}_2^{(R)}[\hat{\rho}(t)] \right), \quad (\text{S41})$$

where  $J_{B_L}$  ( $J_{B_R}$ ) can be interpreted as the energy current from the left (right) bath into the system.

At NESS, since  $\frac{d\langle \hat{H}_S \rangle}{dt} = 0$ , we have  $J_{B_L} = -J_{B_R}$ . This is a consequence of conservation of energy of the whole set-up. Carrying out the trace in the energy eigenbasis of the system, the currents can be written as

$$\begin{aligned} J_{B_\ell} &= \epsilon^2 \sum_{\alpha} E_{\alpha} \left\langle E_{\alpha} \left| \hat{\mathcal{L}}_2^{(\ell)}[\hat{\rho}_{\text{NESS}}^{(0)}] \right| E_{\alpha} \right\rangle \\ &+ \epsilon^4 \sum_{\alpha} E_{\alpha} \left\langle E_{\alpha} \left| \hat{\mathcal{L}}_2^{(\ell)}[\hat{\rho}_{\text{NESS}}^{(2)}] \right| E_{\alpha} \right\rangle, \quad \ell = L, R. \end{aligned} \quad (\text{S42})$$

This shows that the leading order currents from the baths is  $O(\epsilon^2)$  and depend on the  $O(1)$  part of the NESS density matrix, which as shown before are given correctly by the RE. The sub-leading order  $O(\epsilon^2)$  depends on the diagonal elements of the  $O(\epsilon^2)$  part, which, however, are not given correctly by RE. If the leading order contribution is zero, as should happen if  $\beta_L = \beta_R$ ,  $\mu_L = \mu_R$ , the sub-leading part becomes dominant, and can lead to a wrong result, like currents in equilibrium. However, checking the scaling of currents with the strength of system-bath coupling  $\epsilon$  would clearly show us in such cases that the sub-leading part is dominant, and hence such result cannot be trusted. The explicit form of  $J_{B_\ell}$  can be written down from Eq.(S33) as

$$J_{B_\ell} = -\epsilon^2 \left( \langle [\hat{H}_\ell, \hat{S}_\ell^\dagger] \hat{S}_\ell^{(1)} \rangle - \langle \hat{S}_\ell^{(2)} [\hat{H}_\ell, \hat{S}_\ell^\dagger] \rangle + \text{h.c.} \right). \quad (\text{S43})$$

Next let us look at the rate of change of  $\langle \hat{H}_\ell \rangle$ . Due to local conservation of energy, this must satisfy the continuity equation

$$\frac{d\langle \hat{H}_\ell \rangle}{dt} = J_{\ell M} + J_{B_\ell}, \quad J_{\ell M} = -i\langle [\hat{H}_\ell, \hat{H}_M] \rangle, \quad \ell = L, R. \quad (\text{S44})$$

From Eqs.(S39) and (S41), this requires,

$$\begin{aligned} & \text{Tr} \left( \hat{H}_\ell \hat{\mathcal{L}}_2^{(L)} [\hat{\rho}(t)] \right) + \text{Tr} \left( \hat{H}_\ell \hat{\mathcal{L}}_2^{(R)} [\hat{\rho}(t)] \right) \\ &= \text{Tr} \left( \hat{H}_S \hat{\mathcal{L}}_2^{(\ell)} [\hat{\rho}(t)] \right), \quad \ell = L, R.. \end{aligned} \quad (\text{S45})$$

It can be checked using Eq.(S33) and Eq.(S43) that indeed this condition is satisfied. At NESS, since  $\frac{d\langle \hat{H}_\ell \rangle}{dt} = 0$ , we have  $J_{\ell M} = -J_{B_\ell}$ . Noting that  $J_{\ell M} = -i\langle [\hat{H}_S, \hat{H}_M] \rangle$  since the rest of  $\hat{H}_S$  commutes with  $\hat{H}_M$ , the expression for  $J_{\ell M}$  can be written, to leading order, as

$$J_{\ell M} = -i\epsilon^2 \sum_{\alpha \neq \nu} (E_\alpha - E_\nu) \langle E_\alpha | \hat{\rho}_{\text{NESS}}^{(2)} | E_\nu \rangle \langle E_\nu | \hat{H}_\ell | E_\alpha \rangle, \quad (\text{S46})$$

$\ell = L, R$ . Thus, the leading order term in  $J_{\ell M}$  is given by the coherences in the energy eigenbasis. Therefore, satisfying the local continuity equation requires that both the  $O(1)$  diagonal elements in energy eigenbasis, as well as the  $O(\epsilon^2)$  off-diagonal elements in the energy eigenbasis are given correctly.

If one tries to enforce a Lindblad form, which is as accurate as RE, by changing the superoperator  $\hat{\mathcal{L}}_2$  to  $\hat{\mathcal{L}}'_2$ , then, as discussed before, the  $O(1)$  diagonal elements in energy eigenbasis are enforced to be same, and  $\hat{\mathcal{L}}'_2$  must satisfy Eq.(S26). From Eq.(S42), this will mean that  $J_{B_\ell}$  will be given correctly to the leading order, and will match with that from RE. However, as shown in the previous section, the coherences in the energy eigenbasis obtained from such a Lindblad equation will be different from those obtained from RE. From Eq.(S46), this means,  $J_{\ell M}$  will be different from that obtained via RE in the leading order. Since,  $J_{\ell M}$  is different from that obtained from RE, while  $J_{B_\ell}$  is same as that obtained from RE, it means, even in NESS,  $J_{\ell M} \neq -J_{B_\ell}$ , a clearly unphysical situation. Thus, the local continuity, Eq.(S44) will be violated. The superoperator  $\hat{\mathcal{L}}'_2$  will not satisfy the analog of Eq.(S45). This points to the fact that while restoring complete positivity, any such Lindblad equation would no longer remain a faithful description of the original set-up.

If, on the other hand, one tries to restore complete positivity by changing  $\hat{\mathcal{L}}_2$  such that the continuity equation is satisfied, the corresponding superoperator can no longer satisfy Eq.(S26), and will differ from the actual steady state in  $O(1)$  terms. In other words, such an equation will contain leading order error in all elements of the NESS density matrix. The only remaining way to restore complete positivity without generating errors in leading

order terms seems to be considering the TCL expansion Eq.(S5), up to the next order, and then change the corresponding superoperator  $\hat{\mathcal{L}}_4$  such that a Lindblad form is enforced.

The above discussion although made for energy currents, also holds for other local conserved quantities. Any weak-coupling Lindblad equation will violate local continuity equations for all such local conserved quantities.

## S5. ACCURACY OF UNIVERSAL LINDBLAD EQUATION

In the main text, we have considered the Universal Lindblad equation (ULE) as an example of quantum master equation, which is rigorously derived to be as accurate as the RE, but is of Lindblad form. Here we show that the ULE satisfies Eq.(S26). The ULE approach requires the system-bath coupling to be written in terms of Hermitian operators. So we write the system-bath coupling as,  $\hat{H}_{SB} = \sum_\ell \sum_{k=1,2} \hat{X}_{(\ell,k)} \hat{B}_{(\ell,k)}$ , where

$$\begin{aligned} \hat{X}_{(\ell,1)} &= \hat{S}_\ell^\dagger + \hat{S}_\ell, \quad \hat{X}_{(\ell,2)} = i(\hat{S}_\ell - \hat{S}_\ell^\dagger), \\ \hat{B}_{(\ell,1)} &= \sum_{r=1}^{\infty} \frac{\kappa_{r\ell} \hat{B}_r^{(\ell)\dagger} + \kappa_{r\ell}^* \hat{B}_r^{(\ell)}}{2}, \\ \hat{B}_{(\ell,2)} &= i \sum_{r=1}^{\infty} \frac{\kappa_{r\ell}^* \hat{B}_r^{(\ell)} - \kappa_{r\ell} \hat{B}_r^{(\ell)\dagger}}{2}. \end{aligned} \quad (\text{S47})$$

The system-bath coupling is then given in the form

$$\hat{H}_{SB} = \sum_\lambda \hat{X}_\lambda \hat{B}_\lambda, \quad (\text{S48})$$

where  $\lambda = (\ell, k)$  is the combined index. The ULE is of the form of

$$\frac{\partial \hat{\rho}}{\partial t} = -i[\hat{H}_S + \hat{H}_{LS}, \hat{\rho}] + \sum_\lambda \left( \hat{L}_\lambda \hat{\rho} \hat{L}_\lambda^\dagger - \frac{1}{2} \{ \hat{L}_\lambda^\dagger \hat{L}_\lambda, \hat{\rho} \} \right), \quad (\text{S49})$$

with the Lindblad operators and the Lamb-shift Hamiltonian being given by

$$\begin{aligned} \hat{L}_\lambda &= \epsilon \sum_{\lambda'} \int_{-\infty}^{\infty} ds \tilde{g}_{\lambda,\lambda'}(s) \hat{X}_{\lambda'}(-s) \\ \hat{H}_{LS} &= \frac{\epsilon^2}{2i} \int_{-\infty}^{\infty} ds \int_{-\infty}^{\infty} ds' \sum_{\lambda,\lambda'} \hat{X}_\lambda(s) \hat{X}_{\lambda'}(s') \phi_{\lambda\lambda'}(s, s') \end{aligned} \quad (\text{S50})$$

where  $\hat{X}_\lambda(t) = e^{i\hat{H}_S t} \hat{X}_\lambda e^{-i\hat{H}_S t}$  denotes the interaction picture operator. The matrices  $\phi(t, s)$  and  $\tilde{g}(t)$  are,

$$\begin{aligned} \tilde{g}(t) &= \int_{-\infty}^{\infty} d\omega g(\omega) e^{-i\omega t}, \quad \phi(t, s) = \tilde{g}(t) \tilde{g}(-s) \text{sgn}(t - s), \\ g(\omega) &= \sqrt{\frac{G(\omega)}{2\pi}}, \quad G_{\lambda,\lambda'}(\omega) = \int_{-\infty}^{\infty} \frac{dt}{2\pi} \langle \hat{B}_\lambda(t) \hat{B}_{\lambda'}(0) \rangle_B e^{i\omega t} \end{aligned} \quad (\text{S51})$$

with  $\text{sgn}(x)$  being the sign function, and  $\langle \dots \rangle_B$  denoting the expectation value taken over the bath initial state. Writing  $\hat{\rho}_{\text{NESS}}^{(0)} = \sum_{\alpha} p_{\alpha} |E_{\alpha}\rangle \langle E_{\alpha}|$ , and explicitly evaluating Eq.(S26), we get,

$$\begin{aligned} & \left\langle E_{\alpha} \left| \hat{\mathcal{L}}_2'[\hat{\rho}_{\text{NESS}}^{(0)}] \right| E_{\alpha} \right\rangle = \\ & \sum_{\nu, \lambda, \lambda'} 2\pi p_{\nu} \left\{ \langle E_{\alpha} | \hat{X}_{\lambda'} | E_{\nu} \rangle \langle E_{\nu} | \hat{X}_{\lambda} | E_{\alpha} \rangle \mathbf{G}_{\lambda, \lambda'}(E_{\nu} - E_{\alpha}) \right. \\ & \left. - \sum_{\gamma} \langle E_{\alpha} | \hat{X}_{\lambda} | E_{\gamma} \rangle \langle E_{\gamma} | \hat{X}_{\lambda'} | E_{\alpha} \rangle \mathbf{G}_{\lambda, \lambda'}(E_{\alpha} - E_{\gamma}) \delta_{\alpha\nu} \right\}. \end{aligned} \quad (\text{S52})$$

To compare with that of RE, which, as discussed above is the equation obtained from taking the TCL expansion and truncating at second order, it is easier to write the RE also in the form where the system-bath coupling terms are Hermitian operators, as in Eq.(S48). The RE for this coupling is given by

$$\frac{\partial \hat{\rho}}{\partial t} = i[\hat{\rho}, \hat{H}_S] - \epsilon^2 \sum_{\lambda, \lambda'} \left( [\hat{X}_{\lambda}, \hat{X}_{\lambda'} \hat{\rho}] + \text{h.c.} \right), \quad (\text{S53})$$

with

$$\begin{aligned} \hat{X}_{\lambda\lambda} &= \int_0^{\infty} dt' \langle \hat{B}_{\lambda}(t') \hat{B}_{\lambda'}(0) \rangle \hat{X}_{\lambda'}(-t'), \\ &= \int_0^{\infty} dt' \int_{-\infty}^{\infty} \mathbf{G}_{\lambda, \lambda'}(\omega) e^{-i\omega t'} \hat{X}_{\lambda'}(-t'). \end{aligned} \quad (\text{S54})$$

Using Eq.(S47), it can be checked, that Eq.(S53) can be reduced to Eq.(S30). With Eq.(S53), direct evaluation of  $\left\langle E_{\alpha} \left| \hat{\mathcal{L}}_2'[\hat{\rho}_{\text{NESS}}^{(0)}] \right| E_{\alpha} \right\rangle$  gives exactly the same expression as Eq.(S52). Thus, the ULE satisfies Eq.(S26). As discussed in previous section, this fact means that while the diagonal elements in energy eigenbasis will be given correctly to leading order, the coherences will be given incorrectly by ULE, and the corresponding violation of local conservation laws will be seen in ULE.

That the ULE does not describes the original set-up it is supposed to describe can be explicitly seen by writing the evolution equation for any system operator, i.e, the analog of Eq.(S33),

$$\begin{aligned} \frac{d\langle \hat{O} \rangle}{dt} &= -i \langle [\hat{O}, \hat{H}_S + \hat{H}_{\text{LS}}] \rangle \\ &+ \sum_{\lambda} \frac{1}{2} \left( \langle [\hat{L}_{\lambda}^{\dagger}, \hat{O}] \hat{L}_{\lambda} \rangle + \langle \hat{L}_{\lambda}^{\dagger} [\hat{O}, \hat{L}_{\lambda}] \rangle \right). \end{aligned} \quad (\text{S55})$$

If  $\hat{O}$  is an observable in the interior of the system, with no support on the sites attached to baths, its evolution equation should not have any any explicit terms coming from system bath coupling (this can be seen from the exact microscopic equation). For any faithful description of the original set-up, this condition should be satisfied in complete generality, regardless of bath parameters, and the

type of system-bath coupling. Since,  $[\hat{O}, \hat{S}_{\ell}^{\dagger}] = 0$  in such case, we see from Eq.(S33) that this physical condition is respected by the RE. However, we see from Eqs.(S55) and (S50) that respecting the same for ULE requires that  $[\hat{O}, \hat{X}_{\lambda}(t)] = 0$  for all  $\lambda$  at all times. This cannot be satisfied for all choices of interior observables. Considering the type of set-up as in previous section, it can be explicitly checked that this implies that the ULE does not satisfy local conservation laws.

## S6. QUANTUM MASTER EQUATIONS FOR THE HEISENBERG MODEL

The example we looked at in the main text is the three-site Heisenberg model, coupled to two different bosonic baths at the first and the third sites. Here, we will give the quantum master equations used for this set-up, and write them for Heisenberg spin-chain of length  $N$ . Later, for numerics, we choose  $N = 3$ . The full Hamiltonian of the set-up is given by  $\hat{H} = \hat{H}_S + \epsilon \hat{H}_{SB} + \hat{H}_B$ ,

$$\begin{aligned} \hat{H}_S &= \sum_{\ell=1}^N \frac{\omega_0^{(\ell)}}{2} \hat{\sigma}_z^{\ell} - \sum_{\ell=1}^2 g(\hat{\sigma}_x^{\ell} \hat{\sigma}_x^{\ell+1} + \hat{\sigma}_y^{\ell} \hat{\sigma}_y^{\ell+1} + \Delta \hat{\sigma}_z^{\ell} \hat{\sigma}_z^{\ell+1}) \\ \hat{H}_{SB} &= \sum_{\ell=1, N} \sum_{r=1}^{\infty} (\kappa_{\ell r} \hat{B}_r^{(\ell)\dagger} \hat{\sigma}_-^{\ell} + \kappa_{\ell r}^* \hat{B}_r^{(\ell)} \hat{\sigma}_+^{\ell}), \\ \hat{H}_B &= \sum_{\ell=1, N} \sum_{r=1}^{\infty} \Omega_r^{\ell} \hat{B}_r^{(\ell)\dagger} \hat{B}_r^{(\ell)}, \end{aligned} \quad (\text{S56})$$

where  $\hat{\sigma}_{x,y,z}^{\ell}$  denotes the Pauli matrices acting on the  $\ell^{\text{th}}$  spin,  $\hat{\sigma}_+^{\ell} = (\hat{\sigma}_x^{\ell} + i\hat{\sigma}_y^{\ell})/2$ ,  $\hat{\sigma}_-^{\ell} = (\hat{\sigma}_x^{\ell} - i\hat{\sigma}_y^{\ell})/2$  and  $\omega_0^{(\ell)}$ ,  $g$ , and  $\Delta$  represent the magnetic field, the overall spin-spin coupling strength and the anisotropy (the actual anisotropy is  $g\Delta$ ) respectively. We have looked at the steady-state of this set-up, both in equilibrium and out-of-equilibrium, as obtained from the following quantum master equations.

### A. Redfield equation

The Redfield equation for our set-up is obtained by explicitly writing Eq.(S30), and is given by

$$\begin{aligned} \frac{\partial \rho}{\partial t} &= i[\rho, \hat{H}_S] \\ &- \epsilon^2 \sum_{\ell=1, N} \sum_{\alpha, \gamma=1}^{2^N} \left\{ [\rho |E_{\alpha}\rangle \langle E_{\alpha}| \hat{\sigma}_-^{\ell} |E_{\gamma}\rangle \langle E_{\gamma}|, \hat{\sigma}_+^{\ell}] C_{\ell}(\alpha, \gamma) \right. \\ &\left. + [\hat{\sigma}_+^{\ell}, |E_{\alpha}\rangle \langle E_{\alpha}| \hat{\sigma}_-^{\ell} |E_{\gamma}\rangle \langle E_{\gamma}| \rho] D_{\ell}(\alpha, \gamma) + \text{H.c.} \right\} \end{aligned} \quad (\text{S57})$$

with

$$\begin{aligned} C_\ell(\alpha, \gamma) &= \frac{\Im_\ell(E_{\gamma\alpha})n_\ell(E_{\gamma\alpha})}{2} - i\mathcal{P} \int_0^\infty d\omega \frac{\Im_\ell(\omega)n_\ell(\omega)}{\omega - E_{\gamma\alpha}}, \\ D_\ell(\alpha, \gamma) &= \frac{e^{\beta_\ell(E_{\gamma\alpha}-\mu_\ell)}\Im_\ell(E_{\gamma\alpha})n_\ell(E_{\gamma\alpha})}{2} \\ &\quad - i\mathcal{P} \int_0^\infty d\omega \frac{e^{\beta_\ell(\omega-\mu_\ell)}\Im_\ell(\omega)n_\ell(\omega)}{\omega - E_{\gamma\alpha}}, \end{aligned} \quad (\text{S58})$$

Here  $|E_\alpha\rangle$  and  $|E_\gamma\rangle$  are simultaneous eigenkets of the system hamiltonian and the magnetization operator, with eigenenergies  $E_\alpha$  and  $E_\gamma$ , where  $E_{\gamma\alpha} = E_\gamma - E_\alpha$ .

### B. Local Lindblad equation

The local-Lindblad equation, which can be derived microscopically for  $g \ll \epsilon$ , from the Redfield equation, is given by,

$$\begin{aligned} \frac{\partial \rho}{\partial t} &= i[\rho, \hat{H} + \hat{H}_{LS}] \\ &\quad + \epsilon^2 \sum_{\ell=1,N} \Im_\ell(\omega_0^{(\ell)})(n_\ell(\omega_0^{(\ell)}) + 1) \left( \hat{\sigma}_-^\ell \rho \hat{\sigma}_+^\ell - \frac{1}{2} \{ \hat{\sigma}_+^\ell \hat{\sigma}_-^\ell, \rho \} \right) \\ &\quad + \Im_\ell(\omega_0^{(\ell)})n_\ell(\omega_0^{(\ell)}) \left( \hat{\sigma}_+^\ell \rho \hat{\sigma}_-^\ell - \frac{1}{2} \{ \hat{\sigma}_-^\ell \hat{\sigma}_+^\ell, \rho \} \right) \end{aligned} \quad (\text{S59})$$

where  $\hat{H}_{LS} = \sum_{\ell=1,N} (\bar{\Delta}_\ell + 2\bar{\Delta}'_\ell) \frac{\omega_0^{(\ell)}}{2}$ , and  $\bar{\Delta}_\ell$  and  $\bar{\Delta}'_\ell$  are given by,

$$\begin{aligned} \bar{\Delta}_\ell &= \mathcal{P} \frac{\epsilon^2}{2\pi} \int_0^\infty d\omega \frac{\Im_\ell(\omega)}{\omega_0^{(\ell)} - \omega}, \\ \bar{\Delta}'_\ell &= \mathcal{P} \frac{\epsilon^2}{2\pi} \int_0^\infty d\omega \frac{\Im_\ell(\omega)n_\ell(\omega)}{\omega_0^{(\ell)} - \omega}, \end{aligned} \quad (\text{S60})$$

where  $\mathcal{P}$  denotes the Cauchy Principal value.

### C. Eigenbasis Lindblad equation

The eigenbasis Lindblad equation is obtained from the Redfield equation by the doing the so-called secular approximation [8]. This amounts to an equation of the form

$$\begin{aligned} \frac{\partial \rho}{\partial t} &= i[\rho, \hat{H}_S] - \epsilon^2 \sum_{\ell=1,N} \sum_{\alpha,\gamma=1}^{2^N} \\ &\quad \left\{ [\rho | E_\alpha\rangle \langle E_\alpha| \hat{\sigma}_-^\ell | E_\gamma\rangle \langle E_\gamma|, | E_\gamma\rangle \langle E_\gamma| \hat{\sigma}_+^\ell | E_\alpha\rangle \langle E_\alpha|] \times \right. \\ &\quad C_\ell(\alpha, \gamma) + [| E_\gamma\rangle \langle E_\gamma| \hat{\sigma}_+^\ell | E_\alpha\rangle \langle E_\alpha|, \\ &\quad \left. | E_\alpha\rangle \langle E_\alpha| \hat{\sigma}_-^\ell | E_\gamma\rangle \langle E_\gamma| \rho] D_\ell(\alpha, \gamma) + \text{H.c.} \right\}, \end{aligned} \quad (\text{S61})$$

where the  $C_\ell$  and  $D_\ell$  constants are the same as in Redfield, given by Eq.(S58).

### D. Universal Lindblad equation

The universal lindblad equation for our setup is derived from the steps described in [32]. To derive the ULE equation, one must first write  $\hat{H}_{SR}$  as sum of product of hermitian operators. For our setup, since each bath contributes two terms to  $\hat{H}_{SR}$ , we modify the notation and write  $\hat{H}_{SR} = \epsilon \sum_{\ell,k} \hat{X}_{(\ell,k)} \hat{B}_{(\ell,k)}$  where  $\hat{X}_{(\ell,k)}$  and  $\hat{B}_{(\ell,k)}$  are hermitian operators that describe the coupling of the  $\ell^{\text{th}}$  site to its bath and  $k \in \{1, 2\}$ . For our setup, we set  $\hat{X}_{(\ell,1)} = \hat{\sigma}_x^\ell$ ,  $\hat{X}_{(\ell,2)} = \hat{\sigma}_y^\ell$  and  $\hat{B}_{(\ell,1)} = \frac{1}{2} \sum_r (\kappa_{\ell r} \hat{B}_r^{(\ell)\dagger} + \kappa_{\ell r}^* \hat{B}_r^{(\ell)})$ , and  $\hat{B}_{(\ell,2)} = \frac{1}{2} \sum_r (-i\kappa_{\ell r} \hat{B}_r^{(\ell)\dagger} + i\kappa_{\ell r}^* \hat{B}_r^{(\ell)})$ . The ULE equation is then given by

$$\begin{aligned} \frac{\partial \rho}{\partial t} &= -i[\hat{H}_S + \hat{H}_{LS}, \rho] \\ &\quad + \sum_{\ell,k} \left( \hat{L}_{(\ell,k)} \rho \hat{L}_{(\ell,k)}^\dagger - \frac{1}{2} \{ \hat{L}_{(\ell,k)}^\dagger \hat{L}_{(\ell,k)}, \rho \} \right) \end{aligned} \quad (\text{S62})$$

The lamb shift  $\hat{\Lambda}$  and Lindblad operators  $\hat{L}_{(\ell,k)}$  are given by,

$$\begin{aligned} \hat{L}_{(\ell,k)} &= 2\pi\epsilon \sum_{\alpha,\gamma,\ell',k'} \mathbf{g}_{(\ell,\ell',k,k')} (E_{\gamma\alpha}) \mathbf{X}_{\alpha\gamma}^{(\ell',k')} | E_\alpha\rangle \langle E_\gamma| \\ \hat{H}_{LS} &= \sum_{\alpha\gamma\eta;\ell k\ell'k'} \mathbf{X}_{\alpha\eta}^{(\ell,k)} \mathbf{X}_{\eta\gamma}^{(\ell',k')} \mathbf{f}_{\ell,\ell',k,k'} (E_{\alpha\eta}, E_{\gamma\eta}) | E_\alpha\rangle \langle E_\gamma| \end{aligned} \quad (\text{S63})$$

where  $\mathbf{X}_{\alpha\gamma}^{(\ell,k)} = \langle E_\alpha | \hat{X}_{(\ell,k)} | E_\gamma \rangle$ , and

$$\mathbf{f}(p, q) = -2\pi\epsilon^2 \mathcal{P} \int_{-\infty}^\infty d\omega \frac{\mathbf{g}(\omega - p) \mathbf{g}(\omega + q)}{\omega} \quad (\text{S64})$$

Note that  $\mathbf{g}_{(\ell,\ell',k,k')}$  should be treated as a matrix with row index  $(\ell, k)$  and column index  $(\ell', k')$ . Thus,  $[\mathbf{g}(\omega - p) \mathbf{g}(\omega + q)]_{(\ell,\ell',k,k')} = \sum_{(\ell'',k'',k''')} \mathbf{g}(\omega - p)_{(\ell,\ell',k,k'')} \mathbf{g}(\omega + q)_{(\ell'',\ell'',k'',k''')}$ . The  $\mathbf{g}(\omega)$  matrix captures the effect of the bath on the system, and can be evaluated to be

$$\mathbf{g}_{(\ell,\ell',k,k')}(\omega) = \delta_{\ell,\ell'} \begin{cases} \frac{\sqrt{\Im_\ell(-\omega)n_\ell(-\omega)}}{4\sqrt{2}\pi} \begin{pmatrix} 1 & i \\ -i & 1 \end{pmatrix}_{k,k'} & \text{if } \omega < 0 \\ \frac{\sqrt{\Im_\ell(\omega)(1+n_\ell(\omega))}}{4\sqrt{2}\pi} \begin{pmatrix} 1 & -i \\ i & 1 \end{pmatrix}_{k,k'} & \text{if } \omega > 0 \end{cases} \quad (\text{S65})$$

As in the Redfield case,  $|E_\alpha\rangle$ ,  $|E_\gamma\rangle$  are eigenkets of the system Hamiltonian with eigenenergies  $E_\alpha$  and  $E_\gamma$ , and  $E_{\gamma\alpha} = E_\gamma - E_\alpha$ .

### E. Numerical Results

The numerical results for various quantities calculated in steady state has been plotted in the main text. In

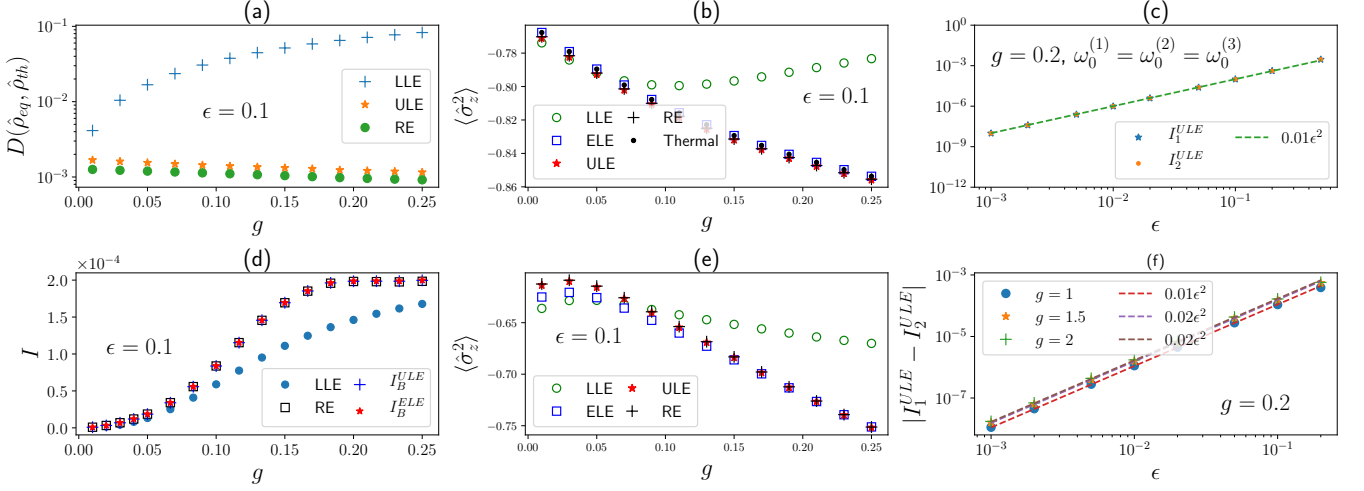


FIG. S2. **(a)** The trace distance between the expected thermal state  $\hat{\rho}_{th}$  and the equilibrium ( $\beta_1 = 1, \beta_3 = 1$ ) steady-state  $\hat{\rho}_{eq}$  as obtained by the local Lindblad (LLE), Universal Lindblad (ULE) and Redfield (RE) equations as a function of  $g$ . **(b)** The local magnetization in equilibrium steady state as obtained by LLE, ULE, RE, ELE and by the expected thermal state as a function of  $g$ . **(c)** The scaling of bond spin currents in equilibrium as obtained from ULE,  $I_1^{ULE}$ ,  $I_2^{ULE}$ , for the case where  $\omega_0^{(1)} = \omega_0^{(2)} = \omega_0^{(3)} = 1$ . The LLE, RE and ULE boundary currents are given zero correct to numerical precision of  $10^{-16}$ . **(d)** Spin currents in NESS ( $\beta_1 = 5, \beta = 0.5$ ) as obtained by LLE, ULE, RE and ELE. For ULE and ELE, the boundary currents  $I_B^{ULE}$  and  $I_B^{ELE}$  are plotted. **(e)** The local magnetization in NESS as obtained by LLE, ULE, RE, ELE as a function of  $g$ . **(f)** The scaling of difference between the two bond currents at NESS from ULE as a function of system-bath coupling strength  $\epsilon$ . Apart from (c), everywhere,  $\omega_0^{(1)} = 1, \omega_0^{(2)} = 1.5, \omega_0^{(3)} = 2$ . Other parameters:  $\mu_1 = \mu_2 = -0.5, \omega_c = 10$ . All energy parameters are in units of  $\omega_0^{(1)}$ .

	LLE	ELE	ULE	RE
Diagonal (Populations)	O(1) wrong	O(1) wrong in NESS	O(1) correct	O(1) correct
Off-diagonal (Coherences)	O( $\epsilon^2$ ) wrong	O( $\epsilon^2$ ) wrong	O( $\epsilon^2$ ) wrong	O( $\epsilon^2$ ) correct
Conservation Laws	Conserved	Violated	Violated	Conserved
Thermalization	Violated	Preserved	Preserved	Preserved
Currents from baths	valid for $g \ll \epsilon$	valid for $ E_\alpha - E_\gamma  \gg \epsilon$	valid for all $g$	valid for all $g$
Currents in system	valid for $g \ll \epsilon$	zero	O( $\epsilon^2$ ) wrong	O( $\epsilon^2$ ) correct
Complete positivity	Preserved	Preserved	Preserved	Violated

TABLE I. Accuracy of various QMEs in various settings.

the main text, all plots except for the numerical results for currents in equilibrium was plotted for  $\omega_0^{(1)} = \omega_0^{(2)} = \omega_0^{(3)} = 1$ , while the plot for numerical currents in equilibrium was given for  $\omega_0^{(1)} = 1, \omega_0^{(2)} = 1.5, \omega_0^{(3)} = 2$ . This was to highlight that all approaches except ELE give currents in equilibrium. However, for RE and ULE boundary currents, the results scale as  $\epsilon^4$ , showing this is not a leading order effect and hence cannot be trusted. On the other hand, LLE, and ULE bond-currents gave a results proportional to  $\epsilon^2$ , thereby giving errors in leading order.

Here, in Fig. (S2), we present the complimentary plot. All plots, except currents in equilibrium are given for  $\omega_0^{(1)} = 1, \omega_0^{(2)} = 1.5, \omega_0^{(3)} = 2$ , while currents in equilibrium (panel (c)) is given for  $\omega_0^{(1)} = \omega_0^{(2)} = \omega_0^{(3)} = 1$ .

Two important things are worth noticing. First, when  $\omega_0^{(1)} = \omega_0^{(2)} = \omega_0^{(3)}$ , neither LLE, nor RE, nor ULE boundary currents give a non-zero result (correct to a numerical precision of  $10^{-16}$ ). However, the ULE bond currents still gives non-zero  $O(\epsilon^2)$  result and thereby violate local conservation laws. Second, for  $\omega_0^{(1)} = 1, \omega_0^{(2)} = 1.5, \omega_0^{(3)} = 2$ , because of already large separation between the on-site magnetic fields, the secular approximation performs much better, and as a result, ELE gives reasonably accurate results both in equilibrium and out-of-equilibrium steady states, for a wide range of  $g$ . However, ELE, by construction, gives zero currents inside the system [23]. Table I summarizes the accuracies and validity regimes of the various QMEs.