

The Component Diagnosability of General Networks

Hongbin Zhuang^{1,2}, Wenzhong Guo¹, Xiaoyan Li^{1,2*}, Ximeng Liu^{1,2},
Cheng-Kuan Lin¹

¹College of Computer and Data Science, Fuzhou University,
Fuzhou 350108, China

²Fujian Provincial Key Laboratory of Information Security of Network
Systems, Fuzhou University, Fuzhou 350108, China

*Corresponding author: xyli@fzu.edu.cn

Abstract: The processor failures in a multiprocessor system have a negative impact on its distributed computing efficiency. Because of the rapid expansion of multiprocessor systems, the importance of fault diagnosis is becoming increasingly prominent. The h -component diagnosability of G , denoted by $ct_h(G)$, is the maximum number of nodes of the faulty set F that is correctly identified in a system, and the number of components in $G - F$ is at least h . In this paper, we determine the $(h + 1)$ -component diagnosability of general networks under the PMC model and MM* model. As applications, the component diagnosability is explored for some well-known networks, including complete cubic networks, hierarchical cubic networks, generalized exchanged hypercubes, dual-cube-like networks, hierarchical hypercubes, Cayley graphs generated by transposition trees (except star graphs), and DQcube as well. Furthermore, we provide some comparison results between the component diagnosability and other fault diagnosabilities.

Keywords: Fault diagnosis, Component diagnosability, PMC model, MM* model, General networks.

1 Introduction

Multiprocessor systems have high-performance distributed computing capability, which makes them be able to carry out some coherent tasks. With the scale of the system continuously extends, the probability of processor failures increases dramatically so that we can't ignore such a phenomenon. How to sustain the performance and dependability of large-scale multiprocessor systems has been brought to the fore in the existence of processor failures [31]. Thus, fault diagnosis is the most essential step in constructing and maintaining multiprocessor systems [16, 18, 30]. Using a topological structure of the interconnection network, a multiprocessor system can be taken as an undirected graph which consists of many nodes acting as processors and many edges acting as communication links. In the following, we do not distinguish among multiprocessor systems, interconnection networks, and graphs.

The process of identifying all faulty processors was referred to as *system-level diagnosis*. There are several diagnosis models for system-level diagnosis. The *PMC model*, presented by Preparata, Metze, and Chien [38], is a test-based model. Under the PMC model, the processor sends test messages to adjacent processors for performing fault diagnosis. As a tester, a processor x can diagnose its neighbor y which is a testee. We call such a test as the ordered pair $\langle x, y \rangle$. Under the condition that the tester x is fault-free, if the result of $\langle x, y \rangle$ is 0 (resp. 1), then the testee y is fault-free (resp. faulty). When the tester x is faulty, the result of $\langle x, y \rangle$ is unreliable. In [35], Maeng and Malek suggested another diagnosis model, the *MM model*, which is a comparison-based model. In this model, a processor z which we called as a comparator sends the same test to its two neighbours x and y , then compares their responses. We denote such a comparison as $(x, y)_z$. $(x, y)_z = 0$ (resp. 1) indicates that the test results for x and y are identical (resp. distinct). Assume that the comparator z is fault-free. Then

$(x, y)_z = 0$ implies that both x and y are fault-free, while $(x, y)_z = 1$ implies that there is at least one faulty processor between x and y . When the comparator z is faulty, the result of $(x, y)_z$ is unreliable. Based on the MM model, Sengupta and Dahbura [40] proposed a special model, the *MM* model*. This model supposes that every processor must test each pair of its adjacent processors.

A system G is defined as *t-diagnosable* if $|F| \leq t$ and all nodes in F can be detected, where F is the faulty node set of G . On the premise that all nodes of F can be identified, the maximum number of nodes in F is defined as the *diagnosability* of the system. The diagnosability of many interconnection networks under the PMC model and MM* model have been studied [4, 6, 26]. Moreover, many innovative concepts of fault diagnosability have emerged recently. Considering the actual situation, Lai et al. [24] proposed a more realistic measure of diagnosability, *conditional diagnosability*, which restricts that all adjacent nodes of every node can't fail simultaneously. Lin et al. [32] evaluated the conditional diagnosability of alternating group networks under the PMC model. As a generalization of conditional diagnosability, *h-extra conditional diagnosability* was defined by Zhang et al. [45] which is the diagnosability under the condition that every component of $G - F$ has at least $h + 1$ nodes where F is the faulty node set of G . Li et al. [25] [27] studied the *h-extra conditional diagnosability* of the data center network DCell under the PMC model and MM* model. Zhang et al. [43] determined the *h-extra conditional diagnosability* of twisted hypercubes under the MM* model. Peng et al. [37] proposed the *h-good-neighbor conditional diagnosability*, which is the diagnosability under the assumption that every fault-free processor has at least h fault-free neighbors. Zhao et al. [46] established the *h-good-neighbor conditional diagnosability* of the hierarchical hypercube network under the PMC model and MM* model. Hu et al. [22] investigated the equal relation between *h-good-neighbor diagnosability* under the PMC model and *h-good-neighbor diagnosability* under the MM* model of a graph.

If the faulty node set is large-scale, then there will be many components after deleting it from the multiprocessor system [12, 13, 15, 17]. In this case, the diagnosability is closely related to the number of components. Given this, Zhang et al. [44] proposed a new fault diagnosability, called *h-component diagnosability*. The *h-component diagnosability* $ct_h(G)$ of G is the maximum number of nodes of the faulty set F that are correctly identified in a system, and the number of components in $G - F$ is at least h . Our contributions are mainly as follows:

- We determine the $(h + 1)$ -component diagnosability of the general network G is $(h + 1)(r - 1) - \frac{h(h+1)}{2} + 1$ with $r \geq 4$ and $1 \leq h \leq r - 3$ under the PMC model and MM* model, where the definition of r is given in Theorem 1.
- Using the results obtained, we establish the $(h + 1)$ -component diagnosability of some famous networks, including complete cubic networks, hierarchical cubic networks, generalized exchanged hypercubes, dual-cube-like networks, hierarchical hypercubes, Cayley graphs generated by transposition trees (except star graphs), and DQcube. Moreover, we make some comparisons to show the advantages of component diagnosability.

The remaining sections of this paper are organized as follows. Section 2 lists the terms and notations used throughout the paper. Section 3 aims to determine the $(h + 1)$ -component diagnosability $ct_{h+1}(G)$ of general networks under the PMC model and MM* model. Section 4 applies the results in Section 3 to some famous networks. Section 5 provides some comparison results between the component diagnosability and other fault diagnosabilities. Finally, we conclude this paper in Section 6.

2 Preliminaries

In Section 2.1, we will introduce some terminologies and notations used in this paper. And then, in Section 2.2, we will present the concept of h -component diagnosability of a system G under the PMC model and MM* model.

2.1 Terminologies and notations

For terminologies and notations not defined in this paper, we follow the reference [21]. We represent a multiprocessor system by a simple undirected graph $G = (V(G), E(G))$, where $V(G)$ is a *node set* consisting of all processors in G and $E(G) = \{(u, v) | (u, v) \text{ is an unordered pair of } V(G)\}$ is an *edge set*. If two nodes u and v are *adjacent*, then $(u, v) \in E(G)$. The set $N_G(u) = \{v \in V(G) | (u, v) \in E(G)\}$ contains all the *neighbors* of node u . Let $X \subseteq V(G)$, we use $G[X]$ to represent the subgraph of G induced by the node subset X . We denote $G - X$ as $G[V(G) \setminus X]$. And we set $N_G(X) = \{v \in V(G) \setminus X | (u, v) \in E(G) \text{ and } u \in X\} = \bigcup_{u \in X} N_G(u) \setminus X$ and $N_G[X] = N_G(X) \cup X$. Given two distinct node subsets $M, N \subseteq V(G)$, $E[M, N]$ is the set of all edges between M and N in G . A maximally connected subgraph of a graph is called *component*. A component is odd if and only if the number of its nodes is odd, and is even otherwise. The number of odd components of G is denoted by $o(G)$. The *degree* of u in G is denoted by $deg_G(u) = |N_G(u)|$. Let $\delta(G) = \min\{deg_G(u) | u \in V(G)\}$, $\Delta(G) = \max\{deg_G(u) | u \in V(G)\}$. We use $G_i \cong G_j$ with $i \neq j$ to represent the graph G_i is isomorphic to the graph G_j .

The n -dimensional hypercube $Q_n (n \geq 2)$ is a graph consisting of 2^n nodes, each of which has the form $u = u_{n-1}u_{n-2} \cdots u_0$, where $u_i \in \{1, 0\}$ for $0 \leq i \leq n-1$. Two nodes $u = u_{n-1}u_{n-2} \cdots u_0$ and $v = v_{n-1}v_{n-2} \cdots v_0$ are adjacent if and only if there exists an integer $j \in \{0, 1, \dots, n-1\}$ such that $u_j \neq v_j$ and $u_i = v_i$, for each $i \in \{0, 1, \dots, n-1\} \setminus \{j\}$. Such an edge (u, v) is called a j -dimensional edge. There exist $V_0, V_1 \subseteq V(Q_n)$ such that the following two conditions hold:

- $V(Q_n) = V_0 \cup V_1$, $V_0 \neq \emptyset$, $V_1 \neq \emptyset$, $V_0 \cap V_1 = \emptyset$, and $Q_n[V_0], Q_n[V_1] \subseteq Q_n$;
- $E(V_0, V_1)$ is a perfect matching M between V_0 and V_1 in Q_n .

We use Q_{n-1}^0, Q_{n-1}^1 to denote the induced subgraph $Q_n[V_0], Q_n[V_1]$, respectively. Clearly, they are both $(n-1)$ -dimensional hypercubes, and $E(Q_{n-1}^0), E(Q_{n-1}^1), M$ is a decomposition of $E(Q_n)$. We define the decomposition as: $Q_n = G(Q_{n-1}^0, Q_{n-1}^1; M)$.

Definition 1. [20] *A set of nodes $S \subseteq V(G)$ is an h -component node cut if $G - S$ is disconnected and it has at least h components.*

Lemma 1. [2] *A graph G has a perfect matching if and only if $o(G - A) \leq |A|$ for all $A \subseteq V(G)$.*

Lemma 2. [47] *For any integer $n \geq 2$, any two nodes in $V(Q_n)$ have exactly two common neighbors if they have.*

2.2 The component diagnosability

The set of test (comparison) outcomes under the PMC model and MM* model was referred to as the *syndrome*. We use the notation Ω to represent the syndrome of the multiprocessor system. Let $\Omega(\hat{F})$

represent the set of test (comparison) outcomes produced by the faulty set \widehat{F} . Define two different faulty sets of $V(G)$, \widehat{F}_1 and \widehat{F}_2 . If $\Omega(\widehat{F}_1) \cap \Omega(\widehat{F}_2) = \emptyset$, \widehat{F}_1 and \widehat{F}_2 are called to be *distinguishable*, that is, $(\widehat{F}_1, \widehat{F}_2)$ is a *distinguishable pair*; otherwise, \widehat{F}_1 and \widehat{F}_2 are called to be *indistinguishable* and $(\widehat{F}_1, \widehat{F}_2)$ is an *indistinguishable pair*. The symmetric difference $(\widehat{F}_1 \setminus \widehat{F}_2) \cup (\widehat{F}_2 \setminus \widehat{F}_1)$ between \widehat{F}_1 and \widehat{F}_2 is denoted by $\widehat{F}_1 \Delta \widehat{F}_2$. The sufficient and necessary condition for two faulty sets \widehat{F}_1 and \widehat{F}_2 are distinguishable under the PMC model and MM* model was proposed by Dahbura and Masson [11] and Sengupta and Dahbura [40], respectively.

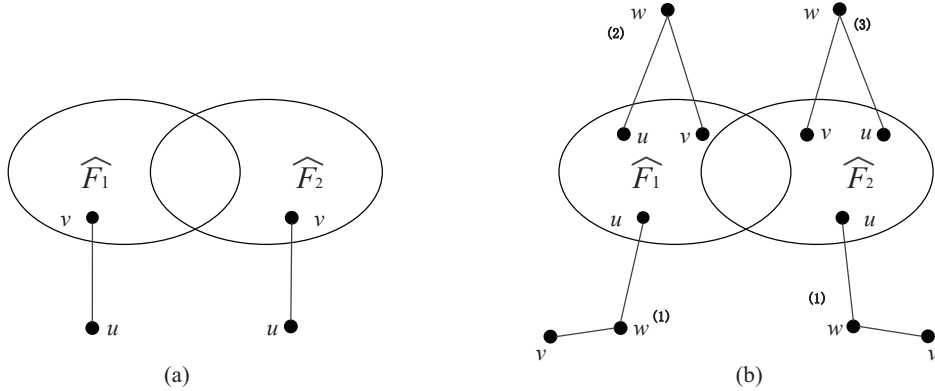


Figure 1: (a) An illustration for Lemma 3; (b) An illustration for Lemma 4.

Lemma 3. [11] *Let $G = (V(G), E(G))$ be a multiprocessor system. For any two distinct sets $\widehat{F}_1, \widehat{F}_2 \subseteq V(G)$, \widehat{F}_1 and \widehat{F}_2 are distinguishable under the PMC model if and only if there exists at least one test from $V(G) \setminus (\widehat{F}_1 \cup \widehat{F}_2)$ to $\widehat{F}_1 \Delta \widehat{F}_2$ (see Fig. 1(a)).*

Lemma 4. [40] *Let $G = (V(G), E(G))$ be a multiprocessor system. For any two distinct sets $\widehat{F}_1, \widehat{F}_2 \subseteq V(G)$, \widehat{F}_1 and \widehat{F}_2 are distinguishable under the MM* model if and only if there is a node $w \in V(G) \setminus (\widehat{F}_1 \cup \widehat{F}_2)$ such that one of the following conditions holds (see Fig. 1(b)):*

- (1) $|N_G(w) - (\widehat{F}_1 \cup \widehat{F}_2)| \geq 1$ and $|N_G(w) \cap (\widehat{F}_1 \Delta \widehat{F}_2)| \geq 1$;
- (2) $|N_G(w) \cap (\widehat{F}_1 - \widehat{F}_2)| \geq 2$;
- (3) $|N_G(w) \cap (\widehat{F}_2 - \widehat{F}_1)| \geq 2$.

The concept of h -component diagnosability of a system is presented as follows.

Definition 2. [44] (1) *Let $\widehat{F} \subseteq V(G)$ and \widehat{F} be a fault-set. If $V(G) - \widehat{F}$ has at least h components, then \widehat{F} is called an h -component fault-set.*

(2) *A system G is h -component t -diagnosable if each distinct pair of h -component cuts \widehat{F}_1 and \widehat{F}_2 of $V(G)$ with $|\widehat{F}_1| \leq t$ and $|\widehat{F}_2| \leq t$ are distinguishable.*

(3) *The h -component diagnosability, denoted by $ct_h(G)$, is defined as the maximum value of t such that G is h -component t -diagnosable.*

3 Main results

In this section, we will determine the $(h + 1)$ -component diagnosability of general networks.

Theorem 1. Let $r \geq 4$ and $1 \leq h \leq r - 3$. Let $G = (V(G), E(G))$ be a graph with a perfect matching and $|V(G)| \geq 2^{2r-2}$. Assume that G satisfies the following two conditions:

(a): there exist a node v and a set $A = \{v_1, v_2, \dots, v_h, v_{h+1}\} \subseteq N_G(v)$ with $\deg_G(x) = r$ for any node $x \in A \cup \{v\}$, such that $|N_G(v_{i_1}) \cap N_G(v_{i_2})| = 2$ ($1 \leq i_1 < i_2 \leq h+1$), $|N_G(v_{i_1}) \cap N_G(v_{i_2}) \cap \dots \cap N_G(v_{i_k})| = 1$ ($1 \leq i_1 < i_2 < \dots < i_k \leq h+1$ and $k \geq 3$), and $|N_G(v) \cap N_G(v_i)| = 0$;

(b): for any subset $S \subseteq V(G)$ with $|S| \leq hr - \frac{(h-1)(h+2)}{2} - 1$, $G - S$ is either connected or it has a component containing at least $|V(G)| - |S| - (h-1)$ nodes.

Then $ct_{h+1}(G) = (h+1)(r-1) - \frac{h(h+1)}{2} + 1$ under the PMC model and MM^* model.

Proof. By condition (a), for $r \geq 4$ and $1 \leq h \leq r - 3$, there exist a node v and a set $A = \{v_1, v_2, \dots, v_h, v_{h+1}\} \subseteq N_G(v)$ with $\deg_G(x) = r$ for any node $x \in A \cup \{v\}$. Let $\widehat{F}_1 = N_G(A)$ and $\widehat{F}_2 = \widehat{F}_1 \cup \{v_{h+1}\}$ (see Fig. 2).

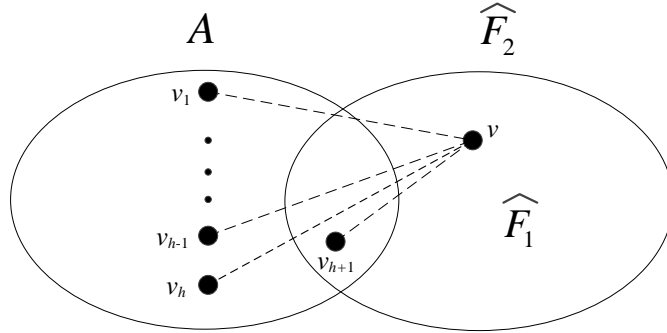


Figure 2: \widehat{F}_1 and \widehat{F}_2 .

By condition (a), we have

$$\begin{aligned} |\widehat{F}_1| &= (h+1)(r-1) - \binom{h+1}{2} + 1 \\ &= (h+1)(r-1) - \frac{h(h+1)}{2} + 1. \end{aligned}$$

Then $|\widehat{F}_2| = (h+1)(r-1) - \frac{h(h+1)}{2} + 2$. Since \widehat{F}_1 consists of all neighbors of every node in A , $G - \widehat{F}_1$ has at least $|A| = h+1$ isolated nodes. Similarly, $G - \widehat{F}_2$ has at least h isolated nodes. When $r \geq 4$ and $1 \leq h \leq r - 3$, $|V(G)| - |\widehat{F}_2| - h \geq 2^{2r-2} - ((h+1)(r-1) - \frac{h(h+1)}{2} + 2) - h > 0$. Then both $G - \widehat{F}_1$ and $G - \widehat{F}_2$ have at least $h+1$ components. Therefore, by Definition 1, both \widehat{F}_1 and \widehat{F}_2 are $(h+1)$ -component cuts. Since $\widehat{F}_1 \Delta \widehat{F}_2 = \{v_{h+1}\}$ and $N_G(v_{h+1}) \subseteq \widehat{F}_1$, there exists no edge between $\widehat{F}_1 \Delta \widehat{F}_2$ and $\widehat{F}_1 \cup \widehat{F}_2$. By Lemma 3 and Lemma 4, \widehat{F}_1 and \widehat{F}_2 are indistinguishable under the PMC model and MM^* model. By Definition 2, $ct_{h+1}(G) \leq (h+1)(r-1) - \frac{h(h+1)}{2} + 1$.

Now, we prove that $ct_{h+1}(G) \geq (h+1)(r-1) - \frac{h(h+1)}{2} + 1$ holds. On the contrary, we assume that $ct_{h+1}(G) \leq (h+1)(r-1) - \frac{h(h+1)}{2}$. That is, there exist two distinct $(h+1)$ -component cuts \widehat{F}_1 and \widehat{F}_2 such that $|\widehat{F}_1|, |\widehat{F}_2| \leq (h+1)(r-1) - \frac{h(h+1)}{2} + 1$ where \widehat{F}_1 and \widehat{F}_2 are indistinguishable. Without loss of generality, let $\widehat{F}_2 \setminus \widehat{F}_1 \neq \emptyset$.

Note that $|\widehat{F}_1|, |\widehat{F}_2| \leq (h+1)(r-1) - \frac{h(h+1)}{2} + 1 \leq (h+2)r - \frac{(h+1)(h+4)}{2} - 1$ with $r \geq 4$ and $1 \leq h \leq r - 3$. Thus, by condition (b), $G - \widehat{F}_2$ has one large component M plus a number of small

components with at most $(h + 2) - 1 = h + 1$ nodes. Let $W = V(G - \widehat{F}_2 - M)$, then $|W| \leq h + 1$. Then we have

$$\begin{aligned} |V(M)| &= |V(G)| - |\widehat{F}_2| - |W| \\ &\geq 2^{2r-2} - ((h + 1)(r - 1) - \frac{h(h + 1)}{2} + 1) - (h + 1). \end{aligned}$$

Let $f_r(h) = 2^{2r-2} - ((h + 1)(r - 1) - \frac{h(h + 1)}{2} + 1) - (h + 1)$ with $r \geq 4$ and $1 \leq h \leq r - 3$. We can obtain that $\frac{df_r(h)}{dh} = -r + h + 1/2$. Then $f_r(h)$ is an decreasing function when $h \leq r - 3$. Thus $f_r(h) \geq f_r(r - 3) = 2^{2r-2} - r^2/2 - r/2 + 2$. Then $|V(M)| \geq 2^{2r-2} - r^2/2 - r/2 + 2$.

When $r \geq 4$ and $1 \leq h \leq r - 3$, the following inequality holds

$$|V(M)| - |\widehat{F}_1| \geq 2^{2r-2} - 2((h + 1)(r - 1) - \frac{h(h + 1)}{2} + 1) - (h + 1) > 0.$$

Claim1. $V(M) \cap (\widehat{F}_1 \setminus \widehat{F}_2) = \emptyset$.

Since $|V(M)| - |\widehat{F}_1| > 0$, we have $V(M) \setminus (\widehat{F}_1 \setminus \widehat{F}_2) \neq \emptyset$. On the contrary, we assume that $V(M) \cap (\widehat{F}_1 \setminus \widehat{F}_2) \neq \emptyset$. Let $L = V(M) \cap (\widehat{F}_1 \setminus \widehat{F}_2)$ and $P = V(M) \setminus (\widehat{F}_1 \setminus \widehat{F}_2)$. Since M is a connected component, there exist edges between L and P . Let $U = \{w \in P : w \text{ has a neighbor in } L\}$ and $O = P \setminus U$ (see Fig. 3).

Firstly, we prove that Claim 1 holds under the PMC model. As $L \subseteq \widehat{F}_1 \setminus \widehat{F}_2 \subseteq \widehat{F}_1 \Delta \widehat{F}_2$ and $P \subseteq \widehat{F}_1 \cup \widehat{F}_2$, there exist edges between $\widehat{F}_1 \Delta \widehat{F}_2$ and $\widehat{F}_1 \cup \widehat{F}_2$. By Definition 2, \widehat{F}_1 and \widehat{F}_2 are distinguishable under the PMC model, a contradiction.

Next we prove that Claim 1 holds under the MM* model. We assume that $O \neq \emptyset$. Since M is a connected component, there exists a node $w \in U$ such that w has a neighbor $w' \in O$. It's easy to see that $w \in U$ also has a neighbor in $w'' \in L$ (see Fig. 3(a)). By Definition 2, \widehat{F}_1 and \widehat{F}_2 are distinguishable under the MM* model, a contradiction. Thus, we have $O = \emptyset$ and $U = P$.

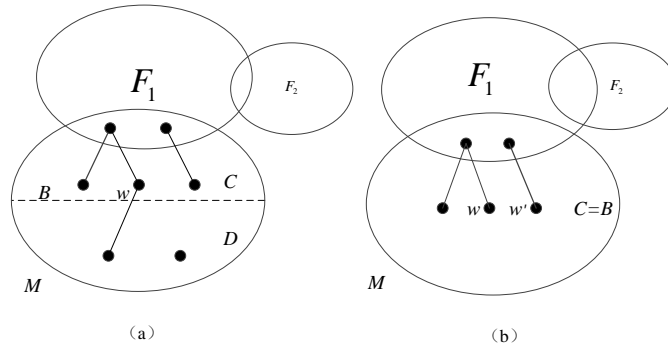


Figure 3: An illustration for the proof of Claim 1.

Suppose that $w \in P$ has a neighbor $u \in P$. By Definition 2, \widehat{F}_1 and \widehat{F}_2 are distinguishable under the MM* model, a contradiction. Then P is an independent set of $G - (\widehat{F}_1 \cup \widehat{F}_2)$ (see Fig. 3(b)). By Lemma 1, $|P| \leq o(G - (\widehat{F}_1 \cup \widehat{F}_2)) \leq |\widehat{F}_1 \cup \widehat{F}_2| \leq |\widehat{F}_1| + |\widehat{F}_2|$. Hence, we have that

$$|V(M)| \leq |\widehat{F}_1 \setminus \widehat{F}_2| + |P| \leq 2|\widehat{F}_1| + |\widehat{F}_2| \leq 3(h + 1)(r - 1) - \frac{3h(h + 1)}{2} + 3.$$

Then, we have

$$2^{2r-2} - r^2/2 - r/2 + 2 \leq |V(M)| \leq 3(h+1)(r-1) - \frac{3h(h+1)}{2} + 3.$$

This is a contradiction when $r \geq 4$ and $1 \leq h \leq r-3$. Then the claim holds.

By Claim 1, we can obtain that $\widehat{F}_1 \setminus \widehat{F}_2 \subseteq W$ and $|\widehat{F}_1 \setminus \widehat{F}_2| \leq |W| \leq h+1$. Note that there exists no edge between W and $V(M)$. Therefore, there exists no edge between $\widehat{F}_1 \setminus \widehat{F}_2$ and $V(M)$. By the symmetry between \widehat{F}_1 and \widehat{F}_2 , we can also obtain that $|\widehat{F}_2 \setminus \widehat{F}_1| \leq h+1$ and there exists no edge between $\widehat{F}_2 \setminus \widehat{F}_1$ and $V(M)$. Observe that $V(G - (\widehat{F}_1 \cap \widehat{F}_2))$ consists of three parts W , $\widehat{F}_2 \setminus \widehat{F}_1$ and $V(M)$. Then M is a component of $G - (\widehat{F}_1 \cap \widehat{F}_2)$ as well. When $r \geq 4$ and $1 \leq h \leq r-3$, we have that

$$\begin{aligned} |V(M)| - |W| - |\widehat{F}_2 \setminus \widehat{F}_1| &\geq (2^{2r-2} - r^2/2 - r/2 + 2) - 2(h+1) \\ &\geq (2^{2r-2} - r^2/2 - r/2 + 2) - 2(r-2) \\ &= 2^{2r-2} - \frac{r^2}{2} - \frac{5r}{2} + 6 > 0. \end{aligned}$$

Therefore, M is the largest component of $G - (\widehat{F}_1 \cap \widehat{F}_2)$. Recall that $W = V(G - \widehat{F}_2 - M)$. Since \widehat{F}_2 is a $(h+1)$ -component cut and M is a connected component, the subgraph $G[W]$ contains at least $h+1-1 = h$ components. Then $|W| \geq h$ and so $|W \cup (\widehat{F}_2 \setminus \widehat{F}_1)| \geq h+1$. Then $G - (\widehat{F}_1 \cap \widehat{F}_2)$ has a large component M and small components containing at least $h+1$ nodes.

Since $|\widehat{F}_2 \setminus \widehat{F}_1| \geq 1$, $|\widehat{F}_1 \cap \widehat{F}_2| \leq |\widehat{F}_2| - 1 \leq (h+1)(r-1) - \frac{h(h+1)}{2}$. Let $g = h+1$, then $|\widehat{F}_1 \cap \widehat{F}_2| \leq gr - \frac{(g-1)(g+2)}{2} - 1$. By condition (b), $G - (\widehat{F}_1 \cap \widehat{F}_2)$ has a large component M and a number of small components with at most $g-1 = h$ nodes, a contradiction. \square

4 Applications to some well-known networks

In Section 3, we show that the $(h+1)$ -component diagnosability of general networks is $(h+1)(r-1) - \frac{h(h+1)}{2} + 1$ under the PMC model and MM* model, where the definition of r is given in Theorem 1, i.e., r is defined as the degree for each node of the node set satisfying the condition (a) in Theorem 1, the network is r -regular for the special case. In this section, we will apply the Theorem 1 to evaluate the $(h+1)$ -component diagnosability of some well-known networks, including complete cubic networks, hierarchical cubic networks, generalized exchanged hypercubes, dual-cube-like networks, hierarchical hypercubes, Cayley graphs generated by transposition trees (except star graphs), and DQcube as well.

4.1 The complete cubic network

The complete cubic network is a famous network which generalizes the hierarchical cubic network. Therefore, we first review the definition and some available properties of the hierarchical cubic network as follows.

Definition 3. [3] *An n -dimensional hierarchical cubic network HCN_n , consists of 2^n n -dimensional hypercubes Q_n , named clusters. Each node u of HCN_n is uniquely associated with a pair of two n -bit sequences, where the first n -bit sequence identifies the cluster of u and the second n -bit sequence identifies the position of u inside its cluster. For one node $u = (c, p) \in HCN_n$, let C_c be the cluster, which is an n -dimensional hypercube identified by c . Two nodes (c, p) and (d, q) are adjacent in HCN_n*

if and only if one of the following conditions is satisfied (where \bar{x} is the binary complement of a bit sequence x).

- (1) if $c = d$, then $H(p, q) = 1$;
- (2) if $c \neq d$ and $c = p$, then $d = q = \bar{c}$;
- (3) if $c \neq d$ and $c \neq p$, then $c = q$ and $p = d$, where $H(p, q)$ denotes the Hamming distance between two nodes p and q .

An n -dimensional hierarchical cubic network HCN_n is $(n + 1)$ -regular with 2^{2n} nodes and $(n + 1)2^{2n-1}$ edges. The edges of type (1) are referred to as cube edges, and the edges of types (2) and (3) are referred to as cross edges. For one pair of clusters C_c and C_d , if $c = \bar{d}$, then there exist two cross edges between them; otherwise, there exists one cross edge. Clearly, there exists a perfect matching between clusters in HCN_n (see HCN_2 in Fig. 4(a)).

The complete cubic network was introduced by Cheng et al. [8]. In the following, we present the definition and some basic properties of complete cubic networks.

Definition 4. [8] *The n -dimensional complete cubic network $CCN(n, f)$ for $n \geq 2$ is a collection of 2^n hypercubes Q_n , called clusters, where the bijection function f specifies a perfect matching on the nodes such that for any node u in a cluster, $f(u)$ maps to another node in a different cluster. Besides the normal cube edges that connect all the nodes in each and every cluster, we refer to such an edge $(u, f(u))$ as a cross edge. Moreover, the matching f needs to satisfy the following property that there exists a pairing P of the clusters such that*

- there are exactly two cross edges between two clusters C_c and C_d if they form a pair in P , and
- there is exactly one cross edge between C_c and C_d if they do not form a pair in P .

An n -dimensional complete cubic network CCN_n is triangle-free and $(n + 1)$ -regular with 2^{2n} nodes and $(n + 1)2^{2n-1}$ edges. Fig. 4(b) shows the 2-dimensional complete cubic network CCN_2 .

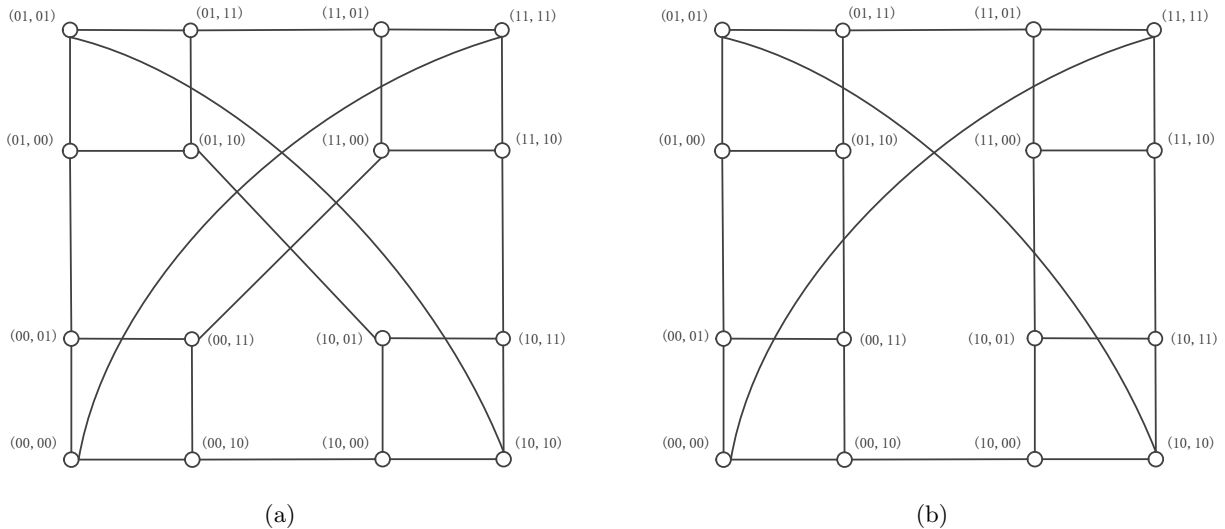


Figure 4: (a)The illustration of HCN_2 ; (b)The illustration of CCN_2 .

Lemma 5. [7] For any integers $n \geq 2$ and $1 \leq h \leq n$, for any $S \subseteq V(CCN_n)$ with $|S| \leq (n+1)h - \frac{(h-1)(h+2)}{2} - 1$, $CCN_n - S$ is either connected or it has a component containing at least $2^{2^n} - |S| - (h-1)$ nodes.

Theorem 2. Let $n \geq 3$ and $1 \leq h \leq n-2$, then the $(h+1)$ -component diagnosability of CCN_n is $ct_{h+1}(CCN_n) = (h+1)n - \frac{h(h+1)}{2} + 1$ under the PMC model and MM^* model.

Proof. By the definition of CCN_n , there exists a perfect matching between clusters in CCN_n and $|V(CCN_n)| = 2^{2^n}$. CCN_n consists of 2^n clusters, denoted as C_1, C_2, \dots, C_{2^n} , and each cluster is isomorphic to Q_n . Since $C_1 \cong Q_n$, let $C_1 = G(X_1, Y_1; M)$ with $X_1 \cong Q_{n-1}^0$ and $Y_1 \cong Q_{n-1}^1$. Choosing an arbitrary node v in X_1 and a node set $A = \{v_1, v_2, \dots, v_h, v_{h+1}\} \subseteq N_{X_1}(v)$, we have that $deg_{CCN_n}(x) = n+1$ for any node $x \in A \cup \{v\}$. Note that $|V(CCN_n)|$ is exactly equal to 2^{2^n} . Since $C_1 \cong Q_n$, by Lemma 2, for any two nodes of C_1 , if they have common neighbors, then they have exactly two common neighbors in C_1 . We have $|N_{C_1}(v_{i_1}) \cap N_{C_1}(v_{i_2})| = 2$ ($1 \leq i_1 < i_2 \leq h+1$) and $|N_{C_1}(v_{i_1}) \cap N_{C_1}(v_{i_2}) \cap \dots \cap N_{C_1}(v_{i_k})| = 1$ ($1 \leq i_1 < i_2 < \dots < i_k \leq h+1$ and $k \geq 3$). By the definition of CCN_n , there are two cross edges between one pair of clusters C_c and C_d if and only if $c = \bar{d}$; otherwise, there is only one cross edge, and cross edges have no common node. Then $|N_{CCN_n-C_1}(v_{i_1}) \cap N_{CCN_n-C_1}(v_{i_2})| = 0$ ($1 \leq i_1 < i_2 \leq h+1$). Thus, $|N_{CCN_n}(v_{i_1}) \cap N_{CCN_n}(v_{i_2})| = 2$ ($1 \leq i_1 < i_2 \leq h+1$) and $|N_{CCN_n}(v_{i_1}) \cap N_{CCN_n}(v_{i_2}) \cap \dots \cap N_{CCN_n}(v_{i_k})| = 1$ ($1 \leq i_1 < i_2 < \dots < i_k \leq h+1$ and $k \geq 3$). Then CCN_n satisfies the condition (a) of Theorem 1. Moreover, by Lemma 5, CCN_n satisfies the condition (b) of Theorem 1. Thus, by Theorem 1, $ct_{h+1}(CCN_n) = (h+1)(r-1) - \frac{h(h+1)}{2} + 1 = (h+1)n - \frac{h(h+1)}{2} + 1$ under the PMC model and MM^* model. \square

Corollary 1. Let $n \geq 3$ and $1 \leq h \leq n-2$, then the $(h+1)$ -component diagnosability of HCN_n is $ct_{h+1}(HCN_n) = (h+1)n - \frac{h(h+1)}{2} + 1$ under the PMC model and MM^* model.

4.2 The generalized exchanged hypercube

The exchanged hypercube is a link-diluted variation of the hypercube Q_{s+t+1} , proposed by Loh et al. [33]. For a given positive integer n , let $I_n = \{1, 2, \dots, n\}$. The string $x_n x_{n-1} \dots x_1$ is called a binary string of length n if $x_j \in \{0, 1\}$ for each $j \in I_n$. The definition of exchanged hypercubes are introduced as follows.

Definition 5. [33] Let $s, t \geq 1$, the exchanged hypercube $EH(s, t)$ consists of the node set $V(EH(s, t))$ and the edge set $E(EH(s, t))$, two nodes $u = u_{s+t} \dots u_{t+1} u_t \dots u_1 u_0$ and $v = v_{s+t} \dots v_{t+1} v_t \dots v_1 v_0$ are linked by an edge, called j -dimensional edge, if and only if the following conditions are satisfied

- u and v differ exactly in one bit on the j -th bit or on the last bit,
- if $j \in I_t$, then $u_0 = v_0 = 1$,
- $j \in I_{s+t} - I_t$, then $u_0 = v_0 = 0$.

Fig. 5(a) shows the regular exchanged hypercube $EH(1, 1)$.

The generalized exchange hypercube, proposed by Cheng et al. [10]. Let $s, t \geq 1$, the generalized exchanged hypercube $GEH(s, t, f)$ consists of the node set $V(GEH(s, t, f))$ and the edge set $E(GEH(s, t, f))$, where $|V(GEH(s, t, f))| = 2^{s+t+1}$, $E(GEH(s, t, f)) = E_h \cup E_c$, and f is a one-to-one correspondence defined on $V(GEH(s, t, f))$.

$GEH(s, t, f)$ consists of two classes of hypercubes: one class contains 2^t Q_s 's, referred to as the Class-0 clusters; and the other contains 2^s Q_t 's, referred to as the Class-1 clusters. Class-0 and Class-1 clusters will be referred to as clusters of opposite class of each other, same class otherwise. The edges in the same cluster are referred to as cube edges, denoted by E_h , and the edges in different clusters are referred to as cross edges, denoted by E_c . There is exactly one cross edge between the clusters of opposite classes, and there is no edge between the clusters of same classes. Each node in Class-0 clusters has a unique neighbor in Class-1 clusters and vice versa. The function f is a bijection between nodes of Class-0 clusters and those of Class-1 clusters, for two nodes u, v in the same cluster, $f(u)$ and $f(v)$ are in two different clusters, the edge $(u, f(u))$ is a cross edge. The bijection f ensures the existence of a perfect matching between nodes of Class-0 clusters and those in the Class-1 clusters, but ignores the specifics of the perfect matching. The generalized exchange hypercube $GEH(s, t)$ is triangle-free. Fig. 5(b) shows the irregular generalized exchanged hypercube $GEH(1, 2)$.

In the special case when $s = t$, the exchanged hypercubes coincide with the so-called dual-cubes. The dual-cube D_n was proposed by Li and Peng [29], which mitigates the problem of increasing number of links in the large-scale hypercube network. The dual-cube-like network DC_n [1], which is a generalization of dual-cubes, is isomorphic to $EH(n - 1, n - 1)$, a special case of $GEH(n - 1, n - 1)$ (see DC_3 in Fig. 6).

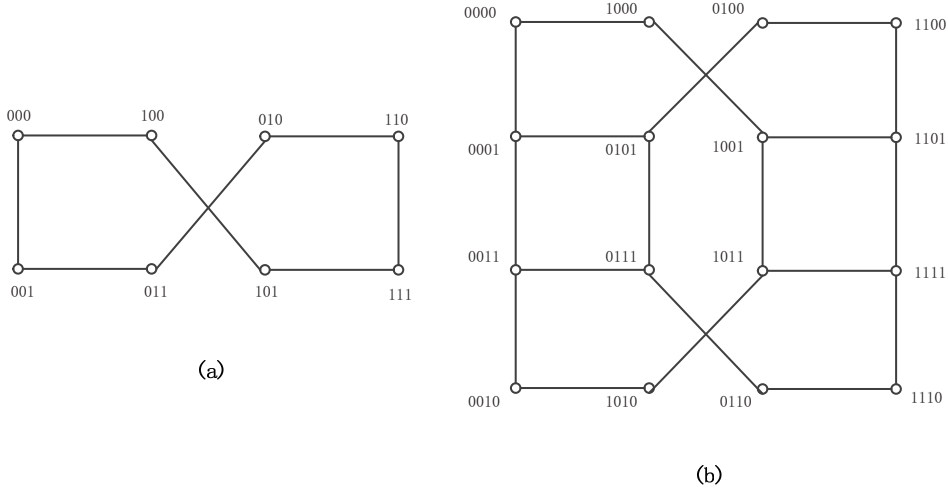


Figure 5: (a) $EH(1,1)$; (b) $GEH(1,2)$.

Lemma 6. [9] For any integers $1 \leq s \leq t$ and $1 \leq h \leq s$, let $S \subseteq V(GEH(s, t))$ with $|S| \leq (s + 1)h - \frac{(h-1)(h+2)}{2} - 1$, then $GEH(s, t) - S$ is either connected or it has a component containing at least $2^{s+t+1} - |S| - (h - 1)$ nodes.

Theorem 3. Let $3 \leq s \leq t$ and $1 \leq h \leq s - 2$, then the $(h + 1)$ -component diagnosability of $GEH(s, t)$ is $ct_{h+1}(GEH(s, t)) = (h + 1)s - \frac{h(h+1)}{2} + 1$ under the PMC model and MM^* model.

Proof. By Definition 5, there exists a perfect matching between Class-0 clusters and Class-1 clusters in $GEH(s, t)$ and $|V(GEH(s, t))| = 2^{s+t+1}$. $GEH(s, t)$ contains of $2^s + 2^t$ clusters $C_1, \dots, C_{2^t}, C_{2^t+1}, \dots, C_{2^s+2^t}$ such that for $i \in [1, 2^t]$, C_i , a Class-0 cluster, is isomorphic to Q_s , and for $i \in [2^t + 1, 2^s + 2^t]$, C_i , a Class-1 cluster, is isomorphic to Q_t .

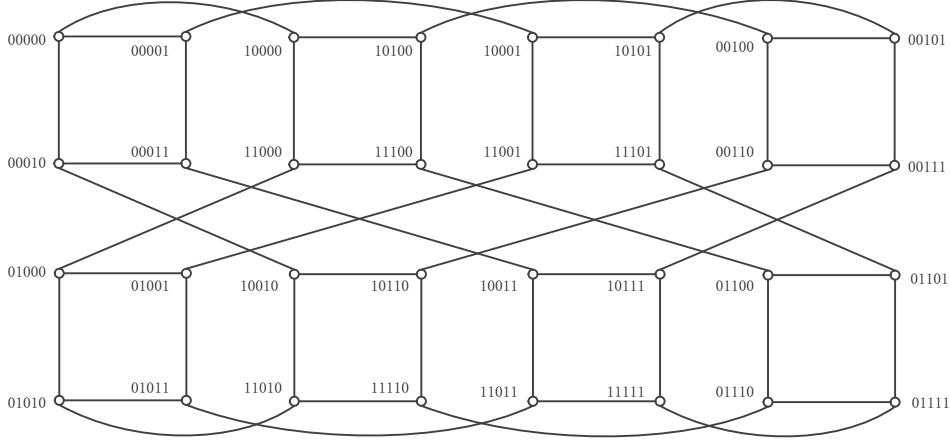


Figure 6: The dual-cube-like network DC_3 .

Let $C_1 = G(X_1, Y_1; M)$, a Class-0 cluster, that is isomorphic to Q_s with $X_1 \cong Q_{s-1}^0$ and $Y_1 \cong Q_{s-1}^1$. Choosing an arbitrary node v in X_1 and a node set $A = \{v_1, v_2, \dots, v_h, v_{h+1}\} \subseteq N_{X_1}(v)$, we have that $\deg_{GEH(s,t)}(x) = s + 1$ for any node $x \in A \cup \{v\}$. For $3 \leq s \leq t$, $|V(GEH(s,t))| = 2^{s+t+1} > 2^{2s}$. Since $C_1 \cong Q_n$, by Lemma 2, for any two nodes of C_1 , if they have common neighbors at all, then they have exactly two common neighbors in C_1 . We have $|N_{C_1}(v_{i_1}) \cap N_{C_1}(v_{i_2})| = 2$ ($1 \leq i_1 < i_2 \leq h + 1$) and $|N_{C_1}(v_{i_1}) \cap N_{C_1}(v_{i_2}) \cap \dots \cap N_{C_1}(v_{i_k})| = 1$ ($1 \leq i_1 < i_2 < \dots < i_k \leq h + 1$ and $k \geq 3$). By the definition of $GEH(s,t)$, there is exactly one cross edge between the clusters of opposite classes, each node in Class-0 clusters has a unique neighbor in Class-1 clusters and vice versa, and cross edges have no common neighbor. Then $|N_{GEH(s,t)-C_1}(v_{i_1}) \cap N_{GEH(s,t)-C_1}(v_{i_2})| = 0$ ($1 \leq i_1 < i_2 \leq h + 1$). Thus, $|N_{GEH(s,t)}(v_{i_1}) \cap N_{GEH(s,t)}(v_{i_2})| = 2$ ($1 \leq i_1 < i_2 \leq h + 1$) and $|N_{GEH(s,t)}(v_{i_1}) \cap N_{GEH(s,t)}(v_{i_2}) \cap \dots \cap N_{GEH(s,t)}(v_{i_k})| = 1$ ($1 \leq i_1 < i_2 < \dots < i_k \leq h + 1$ and $k \geq 3$). Then $GEH(s,t)$ satisfies the condition (a) of Theorem 1. Moreover, by Lemma 6, $GEH(s,t)$ satisfies the condition (b) of Theorem 1. Thus, by Theorem 1, $ct_{h+1}(GEH(s,t)) = (h+1)(r-1) - \frac{h(h+1)}{2} + 1 = (h+1)s - \frac{h(h+1)}{2} + 1$ under the PMC model and MM^* model. \square

Corollary 2. *Let $n \geq 4$ and $1 \leq h \leq n - 3$, then the $(h+1)$ -component diagnosability of DC_n is $ct_{h+1}(DC_n) = (h+1)(n-1) - \frac{h(h+1)}{2} + 1$ under the PMC model and MM^* model.*

4.3 The hierarchical hypercube

The hierarchical hypercube was proposed by Malluhi and Bayoumi [36], which is a modification of an n -dimensional cube-connected-cycle CCC_n [39], and the cycle is replaced with a hypercube. The definition and some available properties of hierarchical hypercubes are introduced as follows.

Definition 6. [36] *The n -dimensional hierarchical hypercube, HHC_n , is defined to be a graph with node set $\{(X, Y) | X = a_{n-1}a_{n-2} \dots a_m, Y = a_{m-1}a_{m-2} \dots a_0, \text{ and } a_i \in \{0, 1\} \text{ for all } 0 \leq i \leq n-1\}$, where $n = 2^m + m$ and $m \geq 1$. Node adjacency of HHC_n is defined as follows: (A, B) is adjacent to*

- (1) (A, B^l) for all $0 \leq l \leq m-1$, and
- (2) $(A^{m+dec(B)}, B)$, where $dec(B)$ is the decimal value of B .

An n -dimensional hierarchical hypercube HHC_n is a $(m + 1)$ -regular bipartite graph of 2^n nodes, where $n = 2^m + m$. Clearly, HHC_n is triangle-free and consists of 2^{2^m} clusters, and each cluster is isomorphic to the m -dimensional hypercube Q_m . The cross edges between the clusters have the property that every node is incident to exactly one of them (i.e. a perfect matching), any two clusters of different classes have exactly one cross edge between them. An example is shown in Fig. 7 (where $m = 2$ and $n = 6$).

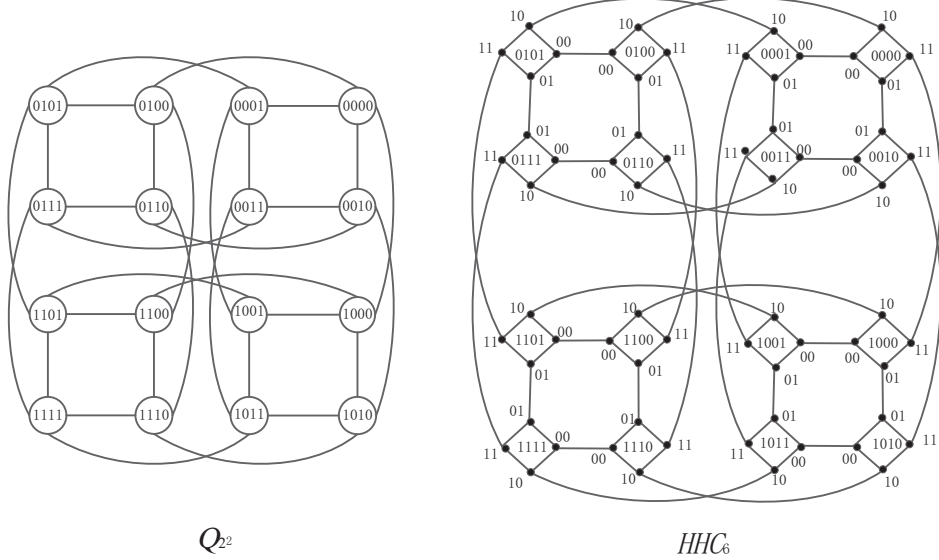


Figure 7: The illustration of HHC_6 .

Lemma 7. [28] *For any integers $m \geq 5$, $n = 2^m + m$, and $1 \leq h \leq m$, let $S \subseteq V(HHC_n)$ with $|S| \leq (m + 1)h - \frac{(h-1)(h+2)}{2} - 1$. If $HHC_n - S$ is disconnected, then $HHC_n - S$ has a large connected component containing at least $2^n - |S| - (h - 1)$ nodes.*

Theorem 4. *Let $m \geq 5$, $n = 2^m + m$ and $1 \leq h \leq m - 2$, then the $(h + 1)$ -component diagnosability of HHC_n is $ct_{h+1}(HHC_n) = (h + 1)m - \frac{h(h+1)}{2} + 1$ under the PMC model and MM^* model.*

Proof. By the definition of HHC_n , there exists a perfect matching between clusters in HHC_n and $|V(HHC_n)| = 2^n$. HHC_n consists of 2^{2^m} clusters, denoted as $C_1, C_2, \dots, C_{2^{2^m}}$, and each cluster is isomorphic to Q_m . Since $C_1 \cong Q_m$, let $C_1 = G(X_1, Y_1; M)$ with $X_1 \cong Q_{m-1}^0$ and $Y_1 \cong Q_{m-1}^1$. Choosing an arbitrary node v in X_1 and a node set $A = \{v_1, v_2, \dots, v_h, v_{h+1}\} \subseteq N_{X_1}(v)$, we can obtain that $deg_{HHC_n}(x) = m + 1$ for any node $x \in A \cup \{v\}$. For $m \geq 5$, $|V(HHC_n)| = 2^n > 2^{2^m}$. Since $C_1 \cong Q_m$, by Lemma 2, for any two nodes of C_1 , if they have common neighbors at all, then they have exactly two common neighbors in C_1 . We have $|N_{C_1}(v_{i_1}) \cap N_{C_1}(v_{i_2})| = 2$ ($1 \leq i_1 < i_2 \leq h + 1$) and $|N_{C_1}(v_{i_1}) \cap N_{C_1}(v_{i_2}) \cap \dots \cap N_{C_1}(v_{i_k})| = 1$ ($1 \leq i_1 < i_2 < \dots < i_k \leq h + 1$ and $k \geq 3$). By the definition of HHC_n , the external neighbours of any pair vertices are in the different clusters. Then $|N_{HHC_n - C_1}(v_{i_1}) \cap N_{HHC_n - C_1}(v_{i_2})| = 0$ ($1 \leq i_1 < i_2 \leq h + 1$). Thus, $|N_{HHC_n}(v_{i_1}) \cap N_{HHC_n}(v_{i_2})| = 2$ ($1 \leq i_1 < i_2 \leq h + 1$) and $|N_{HHC_n}(v_{i_1}) \cap N_{HHC_n}(v_{i_2}) \cap \dots \cap N_{HHC_n}(v_{i_k})| = 1$ ($1 \leq i_1 < i_2 < \dots < i_k \leq h + 1$ and $k \geq 3$). Then HHC_n satisfies the condition (a) of Theorem 1. Moreover, by Lemma 7, the structure of HHC_n satisfies the condition (b) of Theorem 1. Thus, by Theorem 1,

$ct_{h+1}(HHC_n) = (h+1)(r-1) - \frac{h(h+1)}{2} + 1 = (h+1)m - \frac{h(h+1)}{2} + 1$ under the PMC model and MM* model. \square

4.4 Cayley graphs generated by transposition trees (except star graphs)

There are some studies on Cayley graphs generated by transposition trees [5, 41]. The definition and some available properties of Cayley graphs generated by transposition trees are presented as follows.

Definition 7. [41] Let Γ be a finite group, and let Δ be a subset of Γ such that Δ has no identity element. The directed Cayley graph $\Gamma(\Delta)$ is defined as follows: node set Γ and arc set $\{(u, w) | u \in \Gamma, v \in \Delta\}$. If for each $v \in \Delta$, we also have its inverse $v^{-1} \in \Delta$, then we say that this Cayley graph is an undirected Cayley graph, and every undirected Cayley graph is node-transitive. Denote by $Sym(n)$ the group of all permutations on $\{1, 2, \dots, n\}$. Let (ij) be a permutation, which is called a transposition, denotes the permutation that swaps the objects at position i and j , that is $(i_1 \dots i_i \dots i_j \dots i_n)(ij) = (i_1 \dots i_j \dots i_i \dots i_n)$. Let H be a set of transpositions, we call $G(H)$ the transposition generating graph, where the node set of $G(H)$ is the set of all $n!$ permutations on $\{1, 2, \dots, n\}$ and edge set $E(G(H)) = \{(ij) | (i, j) \in H\}$.

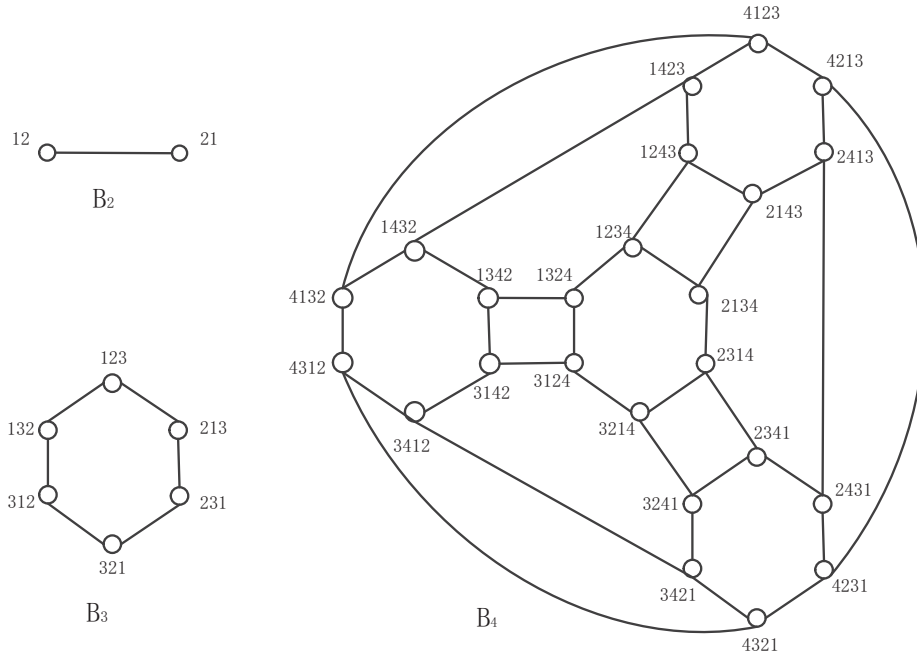


Figure 8: The illustration of B_2 , B_3 and B_4 .

When $G(H)$ is a tree, we call the corresponding transposition generating graph a transposition tree. If the transposition tree is a path, then Cayley graphs are also called bubble-sort graphs. Let $\Gamma_n(H)$ be a Cayley graph generated by a transposition tree $G(H)$, where $G(H)$ is not isomorphic to $K_{1, n-1}$. It is easy to see from the definition that $\Gamma_n(H)$ is triangle-free and is an $(n-1)$ -regular graph with $n!$ nodes. Fig. 8 shows bubble-sort graphs B_2 , B_3 and B_4 .

Lemma 8. [5] For any integers $n \geq 4$ and $1 \leq h \leq 3$, let $S \subseteq V(\Gamma_n(H))$ with $|S| \leq (n-1)h -$

$\frac{(h-1)(h+2)}{2} - 1$. If $\Gamma_n(H) - S$ is disconnected, then $\Gamma_n(H) - S$ consists of one large component, and remaining small components with at most $h - 1$ nodes in total.

Theorem 5. Let $n \geq 6$, the 3-component diagnosability of $\Gamma_n(H)$ is $ct_3(\Gamma_n(H)) = 3n - 8$ under the PMC model and MM^* model.

Proof. Let $v = l_1 l_2 \cdots l_n$ and $v_i = (l_1 l_2 \cdots l_n)((n - 2i + 1)(n - 2i + 2))$ with $1 \leq i \leq 3$. Moreover, let $A = \{v_1, v_2, v_3\}$. By the definition of $\Gamma_n(H)$, we have that $N_{\Gamma_n(H)}(v_{i_1}) \cap N_{\Gamma_n(H)}(v_{i_2}) = \{v, v_{i_1}((n - 2i_2 + 1)(n - 2i_2 + 2))\}$ with $1 \leq i_1 < i_2 \leq 3$, $N_{\Gamma_n(H)}(v_1) \cap N_{\Gamma_n(H)}(v_2) \cap N_{\Gamma_n(H)}(v_3) = \{v\}$, and $N_{\Gamma_n(H)}(v) \cap N_{\Gamma_n(H)}(v_i) = \emptyset$. Then $\Gamma_n(H)$ satisfies the condition (a) of Theorem 1. Moreover, by Lemma 8, the structure of $\Gamma_n(H)$ satisfies the condition (b) of Theorem 1. Thus, by Theorem 1, $ct_3(\Gamma_n(H)) = 3n - 8$ under the PMC model and MM^* model. \square

Theorem 6. Let $n \geq 8$, the 4-component diagnosability of $\Gamma_n(H)$ is $ct_4(\Gamma_n(H)) = 4n - 13$ under the PMC model and MM^* model.

Proof. Let $v = l_1 l_2 \cdots l_n$ and $v_i = (l_1 l_2 \cdots l_n)((n - 2i + 1)(n - 2i + 2))$ with $1 \leq i \leq 4$. Moreover, let $A = \{v_1, v_2, v_3, v_4\}$. By the definition of $\Gamma_n(H)$, we have that $N_{\Gamma_n(H)}(v_{i_1}) \cap N_{\Gamma_n(H)}(v_{i_2}) = \{v, v_{i_1}((n - 2i_2 + 1)(n - 2i_2 + 2))\}$ with $1 \leq i_1 < i_2 \leq 4$, $N_{\Gamma_n(H)}(v_{i_1}) \cap N_{\Gamma_n(H)}(v_{i_2}) \cap \cdots \cap N_{\Gamma_n(H)}(v_{i_k}) = \{v\}$ with $1 \leq i_1 < i_2 < \cdots < i_k \leq 4$ and $k \geq 3$, and $N_{\Gamma_n(H)}(v) \cap N_{\Gamma_n(H)}(v_i) = \emptyset$. Then $\Gamma_n(H)$ satisfies the condition (a) of Theorem 1. Moreover, by Lemma 8, the structure of $\Gamma_n(H)$ satisfies the condition (b) of Theorem 1. Thus, by Theorem 1, $ct_4(\Gamma_n(H)) = 4n - 13$ under the PMC model and MM^* model. \square

4.5 DQcube

DQcube, introduced by Hung [23], is a novel compound graph, which uses the hypercube as a unit cluster and connects many such clusters by means of a disc-ring graph at the cost that only one additional link is added to any node in each hypercube. In the following, we first present the concept of compound graph.

Definition 8. [14] Given two regular graphs G and H , the compound graph $G(H)$ is constructed by replacing each node of G by a copy of H and replacing each link of G by a link that connects corresponding two copies of H .

Next, we introduce the disc-ring graph.

Definition 9. [23] The disc-ring graph, represented by $D(m, d)$ (see Fig. 9(a)), consists of outer and inner rings, where each ring contains m nodes and $1 \leq d \leq m$. The node set of $D(m, d)$ is $\{z_1 z_2 \mid z_1 \in \{0, 1\} \text{ and } z_2 \in \{0, 1, \dots, m - 1\}\}$, when $z_1 z_2$ is a sequence of two integers and is a label of a node. Node $0z_2$ is in the outer ring while node $1z_2$ is in the inner one. For integer z and positive integer m , we define that $z(\bmod m)$ denotes the remainder of the division of z by m . For any node $z_1 z_2$, there is a link connecting it to node $z_1 x$ for $x \in \{(z_2 + 1)(\bmod m), (z_2 - 1)(\bmod m)\}$. For any node $0z_2$, $0 \leq z_2 \leq m - 1$, there is a link connecting it to node $1y$ for $y \in \{z_2, (z_2 + 1)(\bmod m), (z_2 + 2)(\bmod m), \dots, (z_2 + d - 1)(\bmod m)\}$. For any node $1z_2$, $0 \leq z_2 \leq m - 1$, there is a link connecting it to node $0y$ for $y \in \{z_2, (z_2 - 1)(\bmod m), (z_2 - 2)(\bmod m), \dots, (z_2 - d + 1)(\bmod m)\}$.

Sort all nodes of hypercube cluster in the ascending order of the node labels. Then the smallest, the second smallest and the largest nodes will be $\alpha_1 = 00 \cdots 00$, $\alpha_2 = 00 \cdots 01$ and $\beta = 11 \cdots 11$,

respectively. Let γ_i be the i th smallest node excluding any one of $\{\alpha_1, \alpha_2, \beta\}$ for $1 \leq i \leq 2^n - 3$. According to the construction methodology of $DQ(m, d, n)$ proposed by Hung [23], Zhang et al. [42] give the definition as follows.

Definition 10. [42] *The DQ cube is characterized by $DQ(m, d, n)$ (see Fig. 9(b)) where $1 \leq d \leq m$ and $d + 2 = 2^n$. The node-set V is represented as $\{(z_1 z_2, b_{n-1} b_{n-2} \cdots b_0)\}$ where $z_1 z_2$ is the label of cluster in $D(m, d)$ and $b_{n-1} b_{n-2} \cdots b_0$ is the label of the node in Q_n . Two nodes $u = (z_1 z_2, b_{n-1} b_{n-2} \cdots b_0)$ and $v = (z'_1 z'_2, b'_{n-1} b'_{n-2} \cdots b'_0)$ are linked if and only if one of the following conditions is satisfied:*

- (1) $z_1 z_2 = z'_1 z'_2$ and $\sum_{i=0}^{n-1} |b_i - b'_i| = 1$;
- (2) $z_1 = z'_1, z'_2 = z_2 + 1, b_{n-1} b_{n-2} \cdots b_0 = \alpha_1$ and $b'_{n-1} b'_{n-2} \cdots b'_0 = \alpha_2$;
- (3) $z_1 - z'_1 = 1, z_2 = z'_2$ and $b_{n-1} b_{n-2} \cdots b_0 = b'_{n-1} b'_{n-2} \cdots b'_0 = \beta$;
- (4) $z_1 = 0, z'_1 = 1, z'_2 = z_2 + i$ and $b_{n-1} b_{n-2} \cdots b_0 = b'_{n-1} b'_{n-2} \cdots b'_0 = \gamma_i$.

$DQ(m, d, n)$ is a $(n + 1)$ -regular bipartite graph of $m2^{n+1}$ nodes and $(n + 1)m2^n$ edges. Clearly, $DQ(m, d, n)$ is triangle-free and consists of $2m$ disjoint clusters. Each node in $DQ(m, d, n)$ is associated with an intercluster edge and has exactly one external-neighbor.

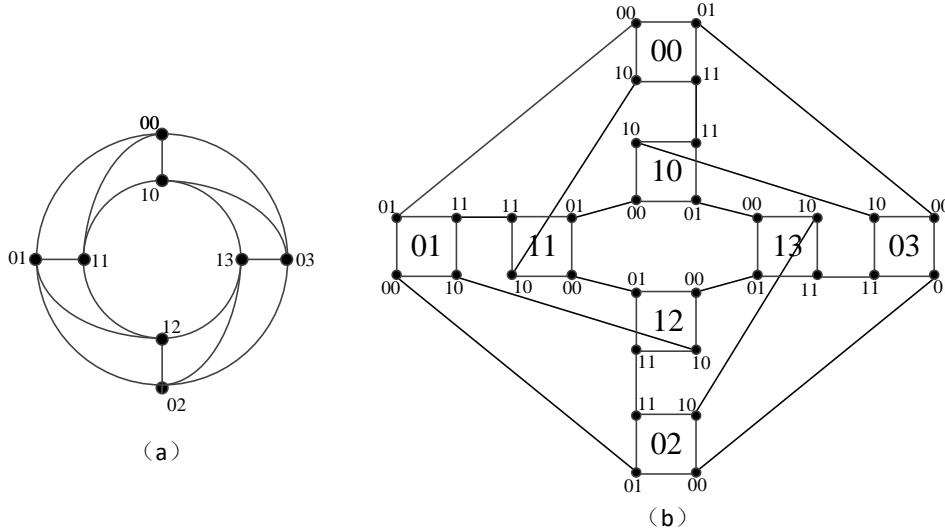


Figure 9: (a)The disc-ring graphs $D(4, 2)$; (b)The topology of $DQ(4, 2, 2)$.

Lemma 9. [42] *For any integers $1 \leq h \leq n + 1$, let $S \subseteq V(DQ(m, d, n))$ with $|S| \leq (n + 1)h - \frac{(h-1)(h+2)}{2} - 1$, then $DQ(m, d, n) - S$ is either connected or it has a component containing at least $m2^{n+1} - |S| - (h - 1)$ nodes.*

Theorem 7. *Let $n \geq 3$ and $1 \leq h \leq n - 2$, then the $(h + 1)$ -component diagnosability of $DQ(m, d, n)$ is $ct_{h+1}(DQ(m, d, n)) = (h + 1)n - \frac{h(h+1)}{2} + 1$ under the PMC model and MM^* model.*

Proof. By the definition of $DQ(m, d, n)$, there exists a perfect matching between clusters in $DQ(m, d, n)$ and $|V(DQ(m, d, n))| = m2^{n+1}$. $DQ(m, d, n)$ consists of $2m$ clusters, denoted as C_1, C_2, \dots, C_{2m} , and each cluster is isomorphic to Q_n . Since $C_1 \cong Q_n$, let $C_1 = G(X_1, Y_1; M)$ with $X_1 \cong Q_{n-1}^0$ and $Y_1 \cong Q_{n-1}^1$. Choosing an arbitrary node v in X_1 and a node set $A = \{v_1, v_2, \dots, v_h, v_{h+1}\} \subseteq$

$N_{X_1}(v)$, we can obtain that $\deg_{DQ(m,d,n)}(x) = n + 1$ for any node $x \in A \cup \{v\}$. For $n \geq 3$, $|V(DQ(m,d,n))| = m2^{n+1} > 2^{2n}$. Since $C_1 \cong Q_n$, by Lemma 2, for any two nodes of C_1 , if they have common neighbors at all, then they have exactly two common neighbors in C_1 . We have $|N_{C_1}(v_{i_1}) \cap N_{C_1}(v_{i_2})| = 2$ ($1 \leq i_1 < i_2 \leq h + 1$) and $|N_{C_1}(v_{i_1}) \cap N_{C_1}(v_{i_2}) \cap \cdots \cap N_{C_1}(v_{i_k})| = 1$ ($1 \leq i_1 < i_2 < \cdots < i_k \leq h + 1$ and $k \geq 3$). By the definition of $DQ(m,d,n)$, the external neighbours of any pair nodes are in the different clusters. Then $|N_{DQ(m,d,n)-C_1}(v_{i_1}) \cap N_{DQ(m,d,n)-C_1}(v_{i_2})| = 0$ ($1 \leq i_1 < i_2 \leq h + 1$). Thus, $|N_{DQ(m,d,n)}(v_{i_1}) \cap N_{DQ(m,d,n)}(v_{i_2})| = 2$ ($1 \leq i_1 < i_2 \leq h + 1$) and $|N_{DQ(m,d,n)}(v_{i_1}) \cap N_{DQ(m,d,n)}(v_{i_2}) \cap \cdots \cap N_{DQ(m,d,n)}(v_{i_k})| = 1$ ($1 \leq i_1 < i_2 < \cdots < i_k \leq h + 1$ and $k \geq 3$). Then $DQ(m,d,n)$ satisfies the condition (a) of Theorem 1. Moreover, by Lemma 9, $DQ(m,d,n)$ satisfies the condition (b) of Theorem 1. Thus, by Theorem 1, $ct_{h+1}(DQ(m,d,n)) = (h + 1)(r - 1) - \frac{h(h+1)}{2} + 1 = (h + 1)n - \frac{h(h+1)}{2} + 1$ under the PMC model and MM* model. \square

5 Comparison results

In this section, we will illustrate the advantages of the component diagnosability compared to other famous fault diagnosabilities, including the traditional diagnosability, strong diagnosability, pessimistic diagnosability, conditional diagnosability.

First, we present the definitions of the diagnosis strategies involved in this section. A graph is called *t-diagnosable* if the faulty node set has no more than t nodes which can be detected without replacement. Then the *diagnosability* of a graph is the largest t such that it is t -diagnosable. There are several ways to extend the concept of diagnosability. For example, the *strong diagnosability* of a graph is the largest number t such that it is strongly t -diagnosable, i.e., it is t -diagnosable and it will be $(t+1)$ -diagnosable when there is no node whose neighbors are all faulty. A system is *t/t-diagnosable* if, provided that the number of faulty processors is bounded by t , all faulty processors can be isolated within a set of size at most t with at most one fault-free processor mistaken as a faulty one. The *pessimistic diagnosability* of a system G is the maximal number of faulty processors so that the system G is t/t -diagnosable. Finally, the *conditional diagnosability* puts constraint on every faulty node set such that they do not contain all neighbors of some nodes.

Given a general network G defined in Theorem 1, we denote the diagnosability by $t(G)$. Then we can obtain that $t(G) \leq \delta(G) \leq r$ [19], where r is defined in Theorem 1. Considering the worst situation, suppose that $\delta(G) = r$. Let $h = 1$, by Theorem 1 we have that the 2-component diagnosability of G is $2r - 2$. Fig. 10 compares the 2-component diagnosability of G with $\delta(G)$. No matter what the value of r is, it can be seen that the 2-component diagnosability of G is always larger than $\delta(G)$. Since $t(G) \leq \delta(G) \leq r$, we can conclude that the component diagnosability significantly improves the reliability of the interconnection network compared to the traditional diagnosability.

Several networks mentioned in this paper have similar properties, thus we choose DQcube as a representative for comparison. Lv et al. [34] have showed that the traditional diagnosability, strong diagnosability, pessimistic diagnosability and conditional diagnosability of DQcube under the PMC model are $n + 1$, $n + 1$, $2n$, and $4n - 3$, respectively. Let $h = 4$, by Theorem 7 we can obtain that the 5-component diagnosability of DQcube is $5n - 9$.

Fig. 11 compares the 5-component diagnosability with strong diagnosability, pessimistic diagnosability, conditional diagnosability in DQcube. When n is small, the 5-component diagnosability is close to the conditional diagnosability, but far from other fault diagnosabilities. As n increases, the 5-component diagnosability increases faster than the conditional diagnosability. If let $h \geq 5$, the distance between the $(h + 1)$ -component diagnosability and the conditional diagnosability will be

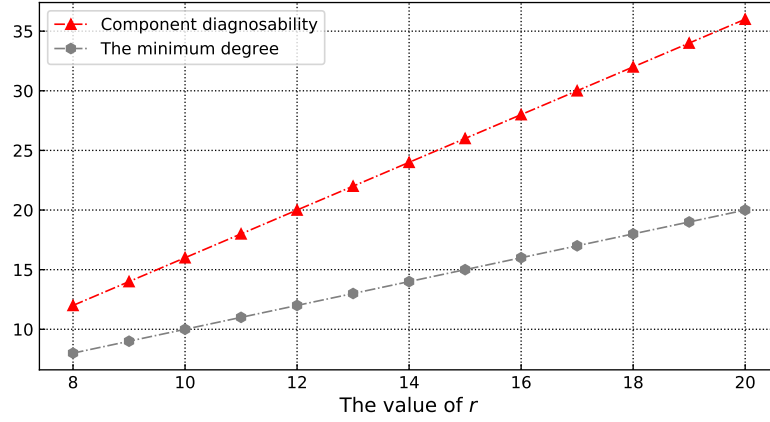


Figure 10: The illustration of comparisons between the 2-component diagnosability and the minimum degree in a general network G .

larger. Therefore, the $(h + 1)$ -component diagnosability can better evaluate the fault tolerance of the interconnection network.

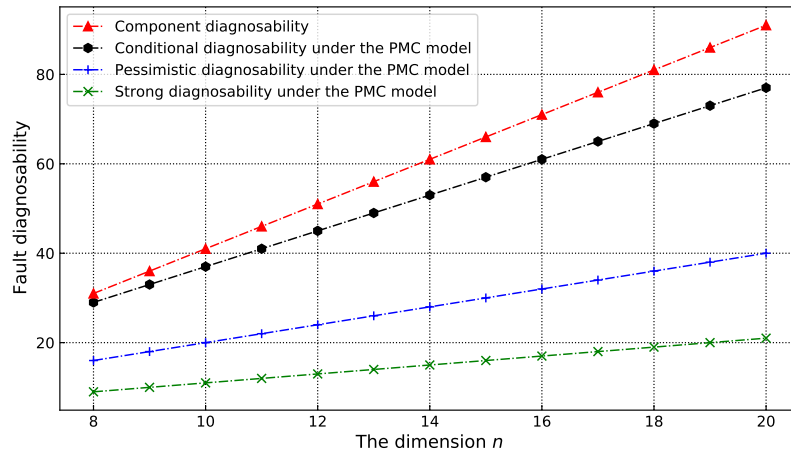


Figure 11: The illustration of comparisons among the 5-component diagnosability, strong diagnosability, pessimistic diagnosability and conditional diagnosability in DQcube.

6 Conclusion

In this paper, we determined the $(h + 1)$ -component diagnosability $ct_{h+1}(G)$ of general networks under the PMC model and MM* model. As applications, the component diagnosability was explored for some well-known networks, including complete cubic networks, hierarchical cubic networks, generalized

exchanged hypercubes, dual-cube-like networks, hierarchical hypercubes, Cayley graphs generated by transposition trees (except star graphs), and DQcube as well. Finally, we made some comparisons to show the advantages of component diagnosability. Future works include evaluating the $(h + 1)$ -component diagnosability of other interconnection networks and investigating the $(h + 1)$ -component diagnosability of general networks for general integers $h \geq r - 2$.

Declaration of competing interest

The authors declare that they have no known competing financial interests or personal relationships that could have appeared to influence the work reported in this paper.

Acknowledgements

This work was supported by the National Natural Science Foundation of China (Nos. 62002062, 61872257, 62072109 and U1705262), Education and Scientific Research Project of Young and Middle-aged Teachers of Fujian Provincial Education Department (No. JAT190031). Natural Science Foundation of Fujian Province (Nos. 2018J07005 and 2021J06013).

References

- [1] A. Angjeli, E. Cheng and L. Lipták, Linearly many faults in dual-cube-like networks. *Theor. Comput. Sci.*, vol. 472, pp. 1-8, 2013.
- [2] J. A. Bondy and U. S. R. Murty, Graph theory. *Springer*, New York, 2008.
- [3] A. Bossard and K. Kaneko, Node-to-set disjoint-path routing in hierarchical cubic networks. *Comput. J.*, vol. 55, pp. 1440-1446, 2012.
- [4] C. P. Chang, P. L. Lai, J. J. M. Tan and L. H. Hsu, Diagnosability of t -connected networks and product networks under the comparison diagnosis model. *IEEE Trans. Comput.*, vol. 53, no. 12, pp. 1582-1590, 2004.
- [5] E. Cheng and L. Lipták, Linearly many faults in Cayley graphs generated by transposition trees. *Inform. Sci.*, vol. 177, pp. 4877-4882, 2007.
- [6] E. Cheng and L. Lipták, Diagnosability of Cayley graphs generated by transposition trees with missing edges. *Inform. Sci.*, vol. 238, pp. 250-252. 2013.
- [7] E. Cheng, K. Qiu and Z. Shen, Connectivity results of hierarchical cubic networks as associated with linearly many faults. *Proc. CSE'14*, Chengdu, China, pp. 1213-1220, 2014.
- [8] E. Cheng, K. Qiu and Z. Shen, Connectivity results of complete cubic networks as associated with linearly many faults. *J. Interconnect. Netw.*, vol. 15, no. 1-2, pp. 1550007:1-1550007:23, 2015.
- [9] E. Cheng, K. Qiu and Z. Shen, A strong connectivity property of the generalized exchanged hypercube. *Discrete Appl. Math.*, vol. 216, pp. 529-536, 2017.

- [10] E. Cheng, K. Qiu and Z. Shen, Structural properties of generalized exchanged hypercubes. *Emergent Comput.*, vol. 24, pp. 215-232, 2017.
- [11] A. T. Dahbura and G. M. Masson, An $O(n^{2.5})$ fault identification algorithm for diagnosable systems. *IEEE Trans. Comput.*, vol. 33, pp. 486-492, 1984.
- [12] M.-M. Gu, J.-M. Chang and R.-X. Hao, On component connectivity of hierarchical star networks. *Int. J. Found. Comput. Sci.*, vol. 31, no. 3, pp. 313-326, 2020.
- [13] M.-M. Gu, J.-M. Chang and R.-X. Hao, On computing component (edge) connectivities of balanced hypercubes. *Comput. J.*, vol. 63, no. 9, pp. 1311-1320, 2020.
- [14] D. Guo, H. Chen, Y. He, H. Jin, C. Chen, H. Chen, Z. Shu and G. Huang, KCube: a novel architecture for interconnection networks. *Inform. Process. Lett.*, vol. 110, pp. 821-825, 2010.
- [15] L. Guo, M. Zhang, S. Zhai and L. Xu, Relation of extra edge connectivity and component edge connectivity for regular networks. *Int. J. Found. Comput. Sci.*, vol. 32, no. 2, pp. 137-149, 2021.
- [16] W. Guo, J. Li, G. Chen, Y. Niu and C. Chen, A PSO-optimized real-time fault-tolerant task allocation algorithm in wireless sensor networks. *IEEE Trans. Parallel Distrib. Syst.*, vol. 26, no. 12, pp. 3236-3249, 2015.
- [17] R.-X. Hao, J.-M. Chang and M.-M. Gu, Relationship between extra edge connectivity and component edge connectivity for regular graphs. *Theor. Comput. Sci.*, vol. 833, pp. 41-55, 2020.
- [18] R.-X. Hao, Z.-X. Tian and J.-M. Xu, Relationship between conditional diagnosability and 2-extra connectivity of symmetric graphs. *Theor. Comput. Sci.*, vol. 627, pp. 36-53, 2016.
- [19] G.-H. Hsu and J. J. M. Tan, A local diagnosability measure for multiprocessor systems. *IEEE Trans. Parallel Distrib. Syst.*, vol. 18, no. 5, pp. 598-607, 2007.
- [20] L.-H. Hsu, E. Cheng, L. Lipták, J. J. M. Tan, C.-K. Lin and T.-Y. Ho, Component connectivity of the hypercubes. *Int. J. Comput. Math.*, vol. 89, pp. 137-145, 2012.
- [21] L.-H. Hsu and C.-K. Lin, Graph theory and interconnection networks. *CRC Press*, Boca Raton, 2008.
- [22] X. Hu, W. Yang, Y. Tian and J. Meng, Equal relation between g -good-neighbor diagnosability under the PMC model and g -good-neighbor diagnosability under the MM^* model of a graph. *Discret. Appl. Math.*, vol. 262, pp. 96-103, 2019.
- [23] R.-W. Hung, DVcube: a novel compound architecture of disc-ring graph and hypercube-like graph. *Theor. Comput. Sci.*, vol. 498, pp. 28-45, 2013.
- [24] P.-L. Lai, J. J. M. Tan, C.-P. Chang and L.-H. Hsu, Conditional diagnosability measure for large multiprocessors systems. *IEEE Trans. Comput.*, vol. 54, pp. 165-175, 2005.
- [25] X. Li, J. Fan, C.-K. Lin, B. Cheng and X. Jia, The extra connectivity, extra conditional diagnosability and t/k -diagnosability of the data center network DCell. *Theor. Comput. Sci.*, vol. 766, pp. 16-29, 2019.
- [26] X. Li, J. Fan, C.-K. Lin and X. Jia, Diagnosability evaluation of the data center network DCell. *Comput. J.*, vol. 61, no. 1, pp. 129-143, 2018.

- [27] X. Li, X. Jia, J. Fan and C.-K. Lin, Reliability analysis of data center networks based on precise and imprecise diagnosis strategies. *Theor. Comput. Sci.*, vol. 809, pp. 189-203, 2020.
- [28] X. Li, C.-K. Lin, J. Fan, X. Jia, B. Cheng and J. Zhou, Retionship between extra connectivity and component connectivity in networks. *Comput. J.*, vol. 64, no. 1, pp. 38-53, 2021.
- [29] Y. Li and S. Peng, Dual-cubes: a new interconnection network for high-performance computer clusters. *Proc. ICS'00*, Chiayi, Taiwan, pp. 51-57, 2000.
- [30] J.-R. Liang, H. Feng and X. Du, Intermittent fault diagnosability of interconnection networks. *J. Comput. Sci. Technol.*, vol. 32, no. 6, pp. 1279-1287, 2017.
- [31] L. Lin, S.-Y. Hsieh, R. Chen, L. Xu and C.-W. Lee, The relationship between g -restricted connectivity and g -good-neighbor fault diagnosability of general regular networks. *IEEE Trans. Reliab.*, vol. 67, no. 1, pp. 285-296, 2018.
- [32] L. Lin, S. Zhou, L. Xu and D. Wang, The extra connectivity and conditional diagnosability of alternating group networks. *IEEE Trans. Parallel Distrib. Syst.*, vol. 26, no. 8, pp. 2352-2362, 2014.
- [33] P. K. K. Loh, W. J. Hsu and Y. Pan, The exchanged hypercube. *IEEE Trans. Parallel Distrib. Syst.*, vol. 16, no. 9, pp. 866-874, 2005.
- [34] M. Lv, S. Zhou, J. Liu, X. Sun and G. Lian, Fault diagnosability of DQcube under the PMC model. *Discrete Appl. Math.*, vol. 259, pp. 180-192, 2019.
- [35] J. Maeng and M. Malek, A comparison connection assignment for self-diagnosis of multiprocessors systems. *Proc. FTCS'81*, Portland, Maine, pp. 173-175, 1981.
- [36] Q. M. Malluhi and M. A. Bayoumi, The hierarchical hypercube: a new interconnection topology for massively parallel systems. *IEEE Trans. Parallel Distrib. Syst.*, vol. 5, pp. 17-30, 1994.
- [37] S.-L. Peng, C.-K. Lin, J. J. M. Tan and L.-H. Hsu, The g -good-neighbor conditional diagnosability of hypercube under PMC model. *Appl. Math. Comput.*, vol. 218, pp. 10406-10412, 2012.
- [38] F. P. Preparata, G. Metze and R. T. Chien, On the connection assignment problem of diagnosable systems. *IEEE Trans. Comput.*, vol. 16, pp. 848-854, 1967.
- [39] F. P. Preparata and J. Vuillemin, The cube-connected-cycles: a versatile network for parallel computation. *Commun. ACM.*, vol. 24, pp. 300-309, 1981.
- [40] A. Sengupta and A. Dahbura, On self-diagnosable multiprocessor systems: diagnosis by the comparison approach. *IEEE Trans. Comput.*, vol. 41, pp. 1386-1396, 1992.
- [41] W. Yang, H. Li and J. Meng, Conditional connectivity of Cayley graphs generated by transposition trees. *Inform. Process. Lett.*, vol. 110, pp. 1027-1030, 2010.
- [42] H. Zhang and J. Meng, Reliability of DQcube based on g -extra conditional fault. *Comput. J.*, 10.1093/comjnl/bxaa058.
- [43] S. Zhang, D. Li and H. Liu, On g -extra conditional diagnosability of twisted hypercubes under MM* model. *Int. J. Found. Comput. Sci.*, vol. 31, no. 2, pp. 233-252, 2020.

- [44] S. Zhang, D. Liang, L. Chen, R. Li and W. Yang, The component diagnosability of hypercubes with large-scale faulty nodes. *Comput. J.*, 10.1093/comjnl/bxaa155.
- [45] S. Zhang and W. Yang, The g -extra conditional diagnosability and sequential t/k -diagnosability of hypercubes. *Int. J. Comput. Math.*, vol. 99, no. 3, pp. 482-497, 2016.
- [46] S.-L. Zhao and R.-X. Hao, Reliability assessment of hierarchical hypercube networks. *IEEE Access*, vol. 7, pp. 54015-54023, 2019.
- [47] Q. Zhu, On conditional diagnosability and reliability of the BC networks. *J. Supercomput.*, vol. 45, pp. 173-184, 2008.