

# Photoinduced spin-Hall resonance in a $k^3$ -Rashba spin-orbit coupled two dimensional hole system

Ankita Bhattacharya<sup>1</sup> and SK Firoz Islam<sup>2</sup>

<sup>1</sup>*Institute of Theoretical Physics, Technische Universität Dresden, 01062 Dresden, Germany*

<sup>2</sup>*Department of Applied Physics, Aalto University, P. O. Box 15100, FI-00076 AALTO, Finland*

We study the band structure modulation and spin-Hall effect of a two-dimensional heavy hole system with  $k^3$ -Rashba spin-orbit coupling (RSOC), irradiated by linearly polarized light. We find that the band structure becomes anisotropic under the illumination by the light. Most remarkably, a pair of additional spin-degeneracy points emerge in the energy dispersion, the locations of which are solely determined by the strength of the amplitude of the incident light. If this degeneracy occurs around the Fermi level, the spin-Hall conductivity exhibits resonance. Away from the degeneracy points, the light rotates the average spin polarization. The possible effects of  $k^3$ -Dresselhaus spin-orbit coupling are also discussed.

*Introduction* Recent years have witnessed growing interests in the interaction of light with electronic systems, especially after the discovery of light induced topological phase transition[1–6] (Floquet topological insulator), followed by several experiments[7–10]. Such interaction can also be used to manipulate the spin and valley selective transport in Dirac materials[11–14] and transition metal dichalcogenides[15, 16]. There have been extensive works on phototunable Weyl nodes[17–21],  $0-\pi$  transition in Josephson junction[22, 23] and Floquet engineering Majorana modes[24–27]. The interfacial chiral modes have been also predicted in threefold topological semimetal[28], by controlling the phase of the light. More recently, higher order topological insulators[29–31] have also been proposed by shining light in different host materials.

On the other hand, two-dimensional systems with strong spin-orbit interactions have become promising test bed for future spintronics development. The RSOC[32, 33] in 2D fermionic systems arises due to the lack of structural inversion symmetry in the quantum well of semiconductor heterojunctions, which removes spin degeneracy in absence of magnetic field. Several experiments have confirmed that the strength of RSOC can be significantly enhanced by applying a gate voltage across the quantum well[34–36]. There are two types of RSOC as linear and cubic in momentum( $k$ ). Typical materials which exhibit  $k$ -linear RSOC are indium based compounds such as InAs, GaInAs/GaAlAs structure, II-VI semiconductor compounds. On the other hand, relatively much stronger  $k^3$ -RSOC arises due to the structural bulk inversion asymmetry for heavy holes in the quantum well of III-V semiconductor heterojunction. The *Spin Hall Effect* (SHE)[37–40] is one of the exciting phenomena in 2D electron/hole gas with RSOC, in which electrons or holes with opposite spin are accumulated in opposite transverse edges normal to the applied in-plane electric field. The spin-Hall conductivity (SHC) was predicted to exhibit an universal constant value in 2D electron gas (2DEG) with  $k$ -RSOC[38]. However, further study revealed that the disorder induced vortex correction strongly suppresses the SHC in such system[41, 42].

The SHC in  $k^3$ -RSOC 2D heavy hole gas(2DHG) was also investigated and found to be robust to the vortex correction[43], for which this system has an edge over 2DEG with RSOC. Moreover, the strong spin-orbit coupling and weak hyperfine interaction in heavy hole gas allows low power electrical manipulation of spin[44–46]. Another study on SHE in a 2D hole system has revealed that the SHC strongly depends on the strength of RSOC[47], which is in contrast to the corresponding electronic system. The magnetic field dependent transport signatures (Shubnikov-de Hass oscillation and quantum Hall conductivity) [48–52] have been considered in both systems, revealing the roles of RSOC. Recently, a series of theoretical works on spin related phenomena in 2DHG in presence of weak magnetic field have been studied by Culcer group[53–56]. Moreover, the search for the materials or mechanism to achieve giant or large spin Hall conductivity[57–59] has been continuing to be the active topics in the field of spintronics. It is noteworthy to mention that SHE is one of the key signatures of spin-Hall edge modes in quantum spin-Hall liquid discovered in 2D Dirac materials with spin-orbit coupling[60, 61]. However, due to the restricted number of spin-Hall edge modes and unavoidable bulk effects, the enhancement of SHC is challenging there. Moreover, from the experimental context, semiconductor compounds are still relatively much reliable platform than 2D Dirac materials.

The interplay of light with  $k$ -RSOC in 2DEG has been initiated by Ojanen et.al.,[62], predicting chiral edge states and out of plane magnetization. Very recently, the combined effects of light and real magnetic field have also been studied in this system[63]. However, to the best of our knowledge, the effects of light on 2DHG in presence of  $k^3$ -RSOC has not been addressed yet.

In this work, we consider the interaction of linearly polarized light with heavy holes in presence of  $k^3$ -RSOC. We find that the role of linearly polarized light differs drastically from  $k$ -RSOC system. The irradiated band structure is found to be anisotropic. Instead of out of plane magnetization, linearly polarized light rotates the average spin polarization. Most remarkably, we reveal that there exist two spin degeneracy points in the band

dispersion which gives rise to the spin-Hall resonance (SHR). We also discuss the possible effects of the  $k^3$ -Dresselhaus spin-orbit coupling (DSOC) on SHR.

*Model Hamiltonian and energy spectrum.* We start with 2DHG in presence of  $k^3$ -RSOC. The hole dynamics at the top of the valence band in III-V semiconductor quantum well is generally described by the  $4 \times 4$  Luttinger Hamiltonian[64]. Due to the large splitting between the heavy hole(HH) states( $|3/2, \pm 3/2\rangle$ ) and light hole(LH) states( $|3/2, \pm 1/2\rangle$ ), contribution in the transport properties comes predominantly from the HH states close to the Fermi energy. Thus the model system can be described by  $2 \times 2$  Hamiltonian by projecting onto the HH states. The single-particle Hamiltonian of this system is given by[47, 65]  $H = \hbar^2 k^2 / 2m^* + H_R$  where the RSOC is given by  $H_R = (\beta/2i)(k_-^3 \sigma_+ - k_+^3 \sigma_-)$  with  $k_{\pm} = k_x \pm ik_y$  and  $\sigma_{\pm} = \sigma_x \pm i\sigma_y$ . Here,  $\mathbf{k} = (k_x, k_y)$  are the 2D momentum operators whereas  $\sigma = (\sigma_x, \sigma_y)$  are the Pauli spin matrices acting on the pseudo-spin degrees of freedom. The strength of RSOC and effective mass of hole are denoted by  $\beta$  and  $m^*$ , respectively. The spin dependent energy spectrum can be readily written as  $E_s = \hbar^2 k^2 / 2m^* + s\beta |k|^3$ , with  $s = \pm$  stands for two different spin branches. The dispersion is shown in Fig. 1(a). It is to be noted that this model Hamiltonian is valid when wave vector  $k \leq \hbar^2 / 2m^* \beta$ .

*Effects of Irradiation.* Let us now consider that the system is subjected to an external time-dependent periodic perturbation in the form of irradiation(light), propagating along the  $z$ -direction. The light field is described by a vector potential  $\mathbf{A}(t) = A_0[\sin(\Omega t), \sin(\Omega t + \phi_0)]$ , where  $\Omega$  is the frequency of the irradiation and  $\phi_0$  is the phase. Here, we consider that the light wavelength is very small in comparison to the system dimension, for which we can safely ignore the spatial dependence of the light field. The light induced vector field can be included into the Hamiltonian via Peierls substitution  $\mathbf{k} \rightarrow \mathbf{k} + e\mathbf{A}(t)$ , where  $e < 0$  is the electronic charge. To solve the periodically perturbed Hamiltonian, we can use the Floquet theory[66] which follows that the time-dependent periodically perturbed Hamiltonian exhibits a complete set of orthonormal solutions of the form  $\psi(r, t) = \phi(r, t)e^{-iEt}$  with  $\phi(r, t) = \phi(r, t + \mathcal{T})$  being the corresponding Floquet states and  $\mathcal{T}$  is the periodicity of the field. Here,  $E$  denotes the Floquet quasi-energy. The time-dependent Schrödinger equation corresponding to the Floquet states yields the Floquet eigenvalue equation as  $H_F \phi(r, t) = E \phi(r, t)$  with  $H_F = H(t) - i\partial_t$ . The Floquet states can be further expressed as  $\phi(r, t) = \sum_n \phi_n(r, t)e^{in\Omega t}$ , where  $n$  is the Fourier component or Floquet side band index. By diagonalizing the Floquet Hamiltonian in the basis of Floquet side band 'n', one can obtain the Floquet energy (quasi-energy) spectrum. On the other hand, an effective Hamiltonian can be obtained in the high frequency limit following Floquet-Magnus expansion in power of  $1/(\hbar\Omega)$  as  $H_F \simeq H + H_F^{(0)} + H_F^{(1)} + \dots$ , where  $H_F^{(0)} = 3e^2 A_0^2 \beta \cos \phi (\sigma_x k_x + \sigma_y k_y)$  and  $H_F^{(1)} = [H_-, H_+]/\hbar\Omega$ ,

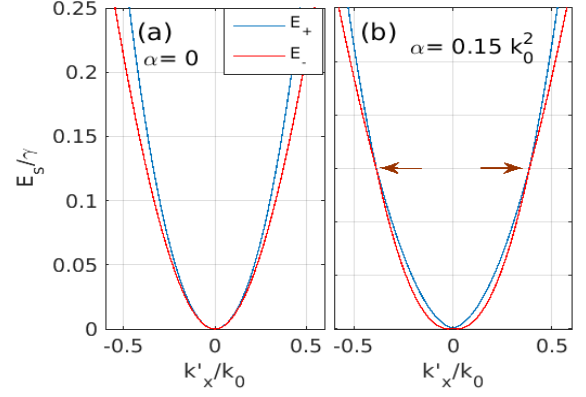


FIG. 1. Energy dispersions are shown for (a)  $\alpha = 0$  and (b)  $\alpha = 0.15 k_0^2$ . Here, momentum axis is rotated by  $\pi/4$  ( $k'_x = k_x/\sqrt{2}$ ) to capture the degeneracy points which are shown by two arrows. The energy axis is normalized by  $\gamma = \hbar^2 k_0^2 / 2m^*$ , where  $k_0$  is a typical wave vector, corresponds to standard hole density.

with

$$H_m = \frac{1}{\mathcal{T}} \int_0^{\mathcal{T}} V(t) e^{-im\Omega t} dt. \quad (1)$$

Here,  $V(t) = \mathbf{h}(t) \cdot \sigma$  which for linearly polarized light ( $\phi_0 = 0$ ) simplifies to

$$h_x(t) = 3\beta e A_0 (k_y^2 - k_x^2 - 2k_x k_y) \sin(\Omega t) - 2\beta e^3 A_0^3 \sin^3(\Omega t) + 3\beta e^2 A_0^2 k_x \cos(2\Omega t) \quad (2)$$

and

$$h_y(t) = 3\beta e A_0 (k_x^2 - k_y^2 - 2k_x k_y) \sin(\Omega t) - 2\beta e^3 A_0^3 \sin^3(\Omega t) + 3\beta e^2 A_0^2 k_y \cos(2\Omega t) \quad (3)$$

The first order correction term  $H_F^{(1)}$  vanishes for linearly polarized light. Other higher order terms are too small to be considered here. Hence the irradiated Hamiltonian can be simplified to an effective Hamiltonian as

$$H_{eff} \simeq H + H_F^{(0)}, \quad (4)$$

which can be diagonalized to obtain the Floquet energy spectrum as

$$E_k = \frac{\hbar^2 k^2}{2m^*} + s\beta k \sqrt{[k^2 - \alpha \sin(2\theta)]^2 + \alpha^2 \cos^2(2\theta)} \quad (5)$$

where  $\alpha = 3(eA_0)^2$  and  $\tan \theta = k_y/k_x$ . The energy dispersion is now anisotropic for  $\alpha \neq 0$ . This is one of the main effects of irradiation. The corresponding eigenstates are given by

$$|k, s\rangle = \frac{1}{\sqrt{2}} \begin{bmatrix} 1 \\ i s e^{-i\chi} \end{bmatrix} e^{i(k_x x + k_y y)} \quad (6)$$

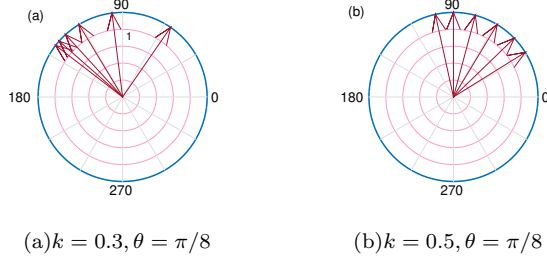


FIG. 2. Spin rotations in  $\langle S_x \rangle - \langle S_y \rangle$  plane are shown for (a)  $k/k_0 = 0.3, \theta = \pi/8$  and (b)  $k/k_0 = 0.5, \theta = \pi/8$  with increasing  $\alpha/k_0^2$  from 0.05 to 0.3 in steps of 0.05. Spin rotates in anticlockwise direction with increasing  $\alpha$ .

where

$$\tan \chi = \frac{\alpha \cos \theta - k^2 \sin(3\theta)}{\alpha \sin \theta + k^2 \cos(3\theta)}. \quad (7)$$

Another important observation here is that the energy splitting between two spin branches vanishes at  $k_r = \sqrt{\alpha}$  when  $\theta_r = (\pi/4, 5\pi/4)$ , i.e., apart from  $k = 0$ , a pair of additional spin-degeneracy points appear. Note that the locations of these degeneracy points do not depend on the strength of RSOC explicitly. The degeneracy points are shown by arrow mark in the irradiated energy spectrum, plotted in the Fig. 1(b). If this degeneracy occurs at the Fermi level, then spin-Hall conductivity exhibits a resonance, known as SHR which was first discovered in a 2D electronic system with RSOC but in presence of a constant magnetic field[67]. The competition between Zeeman splitting and Rashba splitting causes such degeneracy between two nearest Landau levels with opposite spin. The SHR phenomena was studied immediately in the 2DHG with  $k^3$ -RSOC[68]. However, note that in both works, the magnetic field plays the key role. In our work, we find that such spin degeneracy can be achieved even without Landau levels, by applying linearly polarized light. Before going to discuss spin-Hall conductivity, we shall briefly discuss the effects of light on average spin polarization.

*Spin polarization* To examine the effects of irradiation on average spin polarization, we can evaluate different components of the average spin polarization as

$$\langle k, s | \hat{S}_x | k, s \rangle = s \frac{k^2 \sin(3\theta) - \alpha \cos \theta}{\sqrt{k^4 + \alpha^2 - 2\alpha k^2 \sin(2\theta)}} \quad (8)$$

and

$$\langle k, s | \hat{S}_y | k, s \rangle = s \frac{k^2 \cos(3\theta) + \alpha \sin \theta}{\sqrt{k^4 + \alpha^2 - 2\alpha k^2 \sin(2\theta)}}. \quad (9)$$

The above expression shows that away from spin degeneracy point, spin polarization is significantly affected by the strength of irradiation,  $\alpha$ . The effects of light

on average spin polarization is presented by a couple of compass plots in Fig. 2, showing anticlockwise rotation of average spin with the increase of  $\alpha$ . We consider two sets of  $(k, \theta)$ , showing the sensitivity of spin rotation on momentum. It is to be noted that in  $k$ -RSOC electronic system[62], the effects of light on spin orientation or band structure can be observed only for the circularly polarized light whereas in our case the light is linearly polarized.

*Spin-Hall resonance and discussion* We now investigate the spin-Hall conductivity for 2DHG in III-V semiconductor quantum wells with  $k^3$ -RSOC as a linear response to the applied in-plane electric field. The SHC can be evaluated by using Kubo formula[38] as

$$\sigma_{xy}^z = \frac{e\hbar}{L_x L_y} \sum_{k, s \neq s'} [f(E_{ks'}) - f(E_{ks})] \times \frac{Im[\langle ks | \hat{J}_x^z | ks' \rangle \langle ks' | \hat{v}_y | ks \rangle]}{(E_{ks'} - E_{ks})(E_{ks'} - E_{ks} - i\eta)} \quad (10)$$

where  $\eta$  is set to be zero in dc the limit. The Fermi distribution function is denoted by  $f(E_{ks})$  for spin  $s$ . The spin current operator is given by  $\hat{j}_x^z = 3\hbar/4\{\hat{\sigma}_z, \hat{v}_x\}$ . Note that in general, one should proceed with the Floquet states  $|k, s; m\rangle$  in the Kubo formula in order to include the possible effects of nearest Floquet side bands. However, here we are only dealing with zeroth correction (as higher order correction vanishes), hence the effects of Floquet side bands can be safely ignored and we can proceed with usual zeroth state  $|k, s\rangle$ . The velocity operators are given by  $\hat{v}_i = \hbar^{-1} \partial H_{eff} / \partial k_i$  i.e.,

$$\hat{v}_x = \frac{\hbar k_x}{m^*} + \frac{\beta}{\hbar} [3(k_x^2 - k_y^2) \sigma_y - 6k_x k_y \sigma_x] + \frac{\alpha\beta}{\hbar} \sigma_x \quad (11)$$

and

$$\hat{v}_y = \frac{\hbar k_y}{m^*} + \frac{\beta}{\hbar} [3(k_y^2 - k_x^2) \sigma_x - 6k_x k_y \sigma_y] + \frac{\alpha\beta}{\hbar} \sigma_y. \quad (12)$$

With the computed matrix elements, we can rewrite the Kubo formula as

$$\sigma_{xy}^z = \sigma_0 \int \frac{dk}{(2\pi)^2} \int \cos \theta d\theta [f(E_{k,+}) - f(E_{k,-})] \times \frac{[\cos \theta (\alpha^2 + 3k^4) - \alpha k^2 (\sin 3\theta + 3 \sin \theta)]}{[(k^2 - \alpha \sin 2\theta)^2 + \alpha^2 \cos^2 2\theta]^{3/2}} \quad (13)$$

where  $\sigma_0 = (3e/8)(\hbar^2/m^*\beta)$ . The SHC is evaluated numerically by using eq. (13) and plotted in Fig. 3. While computing, we normalize  $k$  by  $k_0$ , a typical Fermi momentum corresponding to the standard hole density. The SHR occurs when chemical potential becomes equal to  $\alpha/k_0^2$  which is exactly the location of spin degeneracy points in the band dispersion [see Fig. 1]. This can also be seen from the denominator of eq. (13), where it vanishes at these points  $(k_r, \theta_{r1}) = (\sqrt{\alpha}, \pi/4)$  and  $(k_r, \theta_{r2}) = (\sqrt{\alpha}, 5\pi/4)$ , giving resonance in the SHC. In

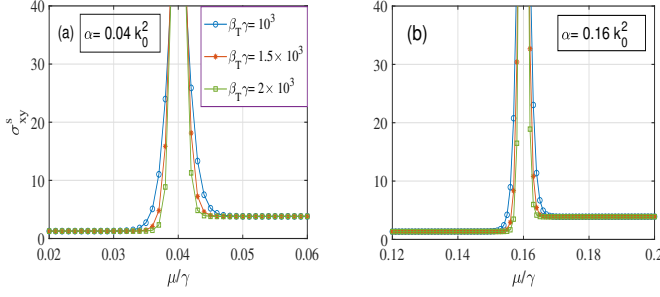


FIG. 3. Spin-Hall conductivity with variation of chemical potential for (a)  $\alpha = 0.04 k_0^2$  (b)  $\alpha = 0.16 k_0^2$ . The spin-Hall conductivity (y-axis) is normalized by  $\sigma_0 = e(3\hbar^2/8m^*\beta)$ . The spin-Hall conductivity exhibits resonance when the chemical potential crosses spin degeneracy points i.e., when  $\mu = \alpha/k_0^2$ .

each sub plots, three different but very low temperatures are considered as  $\beta_T \gamma = 10^3, 1.5 \times 10^3, 2 \times 10^3$  which only affect on the broadening of the resonance peaks. Here,  $\beta_T = 1/k_B T$ , with  $T$  being the absolute temperature and  $k_B$  is the Boltzmann constant. We also consider two different amplitudes of light (i.e., location of degeneracy points) which does not have any significant impact on the resonance phenomena, except some minor effects on the temperature-dependent width of the resonance peak. We also note that there is a jump in the SHC around the resonance, that can be attributed to the fact that the spin splitting is not symmetric around the degeneracy point. We use the usual definition of spin current operator, even though a modified definition had been used for studying SHR[69] in electronic system and it was noted that new definition does not affect the SHR phenomena, except an overall amplitude modification of the SHC. We also mention that for the present study, we do not consider the disorder effects as SHC in hole system was found to be less sensitive to the presence of disorder[43].

Now we quickly comment on the realistic parameter regime for such resonance to occur. At the degeneracy point, the Fermi vector  $k_F = \sqrt{2\pi n_d}$  which can be computed for a typical hole density[53] ( $n_d \sim 2 \times 10^{15} m^{-2}$ ), to be around  $\sim 10^8 m^{-1}$ . On the other hand, the typical amplitude of light field that is used in experiment is around  $eA_0 \sim (1 - 10) \times 10^8 m^{-1}$  corresponding to photon energy  $\hbar\Omega = 0.25$  eV. It suggests that the degeneracy point,  $k_F = \sqrt{3}eA_0$ , can be realized in regular experimental setup.

#### Effects of $k^3$ -Dresselhaus type spin-orbit interaction

Now we briefly discuss the possible effects of irradiation in presence of  $k^3$ -DSOC on p-doped hole gas with RSOC. The DSOC arises due to the lack of bulk inversion symmetry in the system. The typical strength of DSOC is always much weaker than RSOC. This interac-

tion was introduced by Loss in Ref. [44] in study of spin relaxation and decoherence in quantum dots in presence of magnetic field. The spin transport was also studied including both the RSOC and DSOC term[70]. The total Hamiltonian in presence of RSOC and DSOC can be written as  $H = \hbar^2 k^2/2m^* + H_R + H_D$ , where the DSOC term is given by

$$H_D = -\frac{\lambda}{2}(k_- k_+ k_- \sigma_+ + k_+ k_- k_+ \sigma_-). \quad (14)$$

Here,  $\lambda$  is the strength of the DSOC. Following the same approach as in RSOC, the linearly polarized light induced correction term to the Hamiltonian  $H$  are given by  $-\lambda\alpha(k_x\sigma_x + k_y\sigma_y)/6 - \lambda\alpha(k_y\sigma_x + k_x\sigma_y)/3$ . The energy eigen value in presence of both the RSOC and DSOC after incorporating the light induced correction reads as  $E_s = \hbar^2 k^2/2m^* + s\sqrt{h_1^2 + h_2^2}$  with

$$\begin{aligned} h_1 &= -\beta k^3 \sin(3\theta) + \eta k \cos \theta - \frac{\alpha\lambda}{3} k \sin \theta, \\ h_2 &= \beta k^3 \cos(3\theta) + \eta k \sin \theta - \frac{\alpha\lambda}{3} k \cos \theta \end{aligned} \quad (15)$$

where  $\eta = \alpha(\beta - \lambda/6) - \lambda k^2$ . It can be seen that the spin splitting still vanishes at  $k_r = \sqrt{\alpha(\beta - \lambda/2)/(\beta + \lambda)}$  for  $\theta_r = (\pi/4, 5\pi/4)$ . Therefore, the resonance phenomena observed in spin-Hall conductivity should remain unaltered even in presence of a weak DSOC in the hole system. The only noticeable point here is that, now  $k_r$  becomes sensitive to the strength of the RSOC as well as the DSOC.

*Conclusion.* To conclude, we show that linearly polarized light can induce anisotropy in the band structure of a two-dimensional heavy hole system with  $k^3$ -RSOC. Most remarkably, spin dependent band structure exhibits a pair of additional degeneracy points which give rise to the resonance in the spin-Hall conductivity. The appearance of the resonance in the spin-Hall transport may be an useful approach to achieve a large/giant spin-Hall conductivity by shining light. We also discuss the fate of resonance in spin-hall conductivity in the presence of structural inversion asymmetry induced DSOC term and we confirm that the presence of this term only affects the location of degeneracy points keeping the resonance phenomena unaffected. Finally, we would also like to comment that like the case of two-dimensional electronic system with  $k$ -RSOC, application of the circularly polarized light does open a gap between spin branches in our case. Therefore, application of circularly polarized light will not be useful to attend spin-Hall resonance.

*Acknowledgements* This work is supported by the Academy of Finland Grant No. 308339. A.B acknowledges Carsten Timm. SFI acknowledges the Tarun K. Ghosh and Alexander A. Zyuzin.

[1] Takashi Oka and Hideo Aoki, “Photovoltaic hall effect in graphene,” *Phys. Rev. B* **79**, 081406 (2009).

[2] J. Inoue and A. Tanaka, “Photoinduced spin Chern num-



- ber change in a two-dimensional quantum spin Hall insulator with broken spin rotational symmetry,” *Phys. Rev. B* **85**, 125425 (2012).
- [3] X. Zhai and G. Jin, “Photoinduced topological phase transition in epitaxial graphene,” *Phys. Rev. B* **89**, 235416 (2014).
  - [4] M. Ezawa, “Photoinduced Topological Phase Transition and a Single Dirac-Cone State in Silicene,” *Phys. Rev. Lett.* **110**, 026603 (2013).
  - [5] P. M. Perez-Piskunow, G. Usaj, C. A. Balseiro, and L. E. F. F. Torres, “Floquet chiral edge states in graphene,” *Phys. Rev. B* **89**, 121401 (2014).
  - [6] J. Cayssol, B. Dóra, F. Simon, and R. Moessner, “Floquet topological insulators,” *Phys. Stat. Sol. (RRL)* **7**, 101 (2013).
  - [7] N H Lindner, G. Refael, and V. Galitski, “Floquet topological insulator in semiconductor quantum wells,” *Nature Phys.* **7**, 490 (2011).
  - [8] Y.-G. Peng, C.-Z. Qin, D.-G. Zhao, Y.-X. Shen, X.-Y. Xu, M. Bao, H. Jia, and X.-F. Zhu, “Experimental demonstration of anomalous Floquet topological insulator for sound,” *Nature Com.* **7**, 13368 (2016).
  - [9] H. Zhang, J. Yao, J. Shao, H. Li, S. Li, D. Bao, C. Wang, and G. Yang, “Anomalous photoelectric effect of a polycrystalline topological insulator film,” *Sci. rep.* **4**, 5876 (2014).
  - [10] Y. Wang, H. Steinberg, P. Jarillo-Herrero, and N. Gedik, “Observation of Floquet-Bloch states on the surface of a topological insulator,” *Science* **342**, 453–457 (2013).
  - [11] A. López, Z. Z. Sun, and J. Schliemann, “Floquet spin states in graphene under ac-driven spin-orbit interaction,” *Phys. Rev. B* **85**, 205428 (2012).
  - [12] A. Kundu, H. A. Fertig, and B. Seradjeh, “Floquet-Engineered Valleytronics in Dirac Systems,” *Phys. Rev. Lett.* **116**, 016802 (2016).
  - [13] L. E. Golub, S. A. Tarasenko, M. V. Entin, and L. I. Margarill, “Valley separation in graphene by polarized light,” *Phys. Rev. B* **84**, 195408 (2011).
  - [14] B. Dey and T. K. Ghosh, “Photoinduced valley and electron-hole symmetry breaking in  $\alpha - T_3$  lattice: The role of a variable Berry phase,” *Phys. Rev. B* **98**, 075422 (2018).
  - [15] M. Tahir, A. Manchon, and U. Schwingenschlögl, “Photoinduced quantum spin and valley Hall effects, and orbital magnetization in monolayer MoS<sub>2</sub>,” *Phys. Rev. B* **90**, 125438 (2014).
  - [16] M. Tahir and U. Schwingenschlögl, “Tunable thermoelectricity in monolayers of MoS<sub>2</sub> and other group-VI dichalcogenides,” *New J. of Phys.* **16**, 115003 (2014).
  - [17] Z. Yan and Z. Wang, “Tunable Weyl Points in Periodically Driven Nodal Line Semimetals,” *Phys. Rev. Lett.* **117**, 087402 (2016).
  - [18] Xiao-Xiao Zhang, Tze-Tzen Ong, and Naoto Nagaosa, “Theory of photoinduced floquet weyl semimetal phases,” *Phys. Rev. B* **94**, 235137 (2016).
  - [19] B. Zhou R. Chen and D.-H. Xu, “Floquet Weyl semimetals in light-irradiated type-II and hybrid line-node semimetals,” *Phys. Rev. B* **97**, 155152 (2018).
  - [20] A. Narayan, “Tunable point nodes from line-node semimetals via application of light,” *Phys. Rev. B* **94**, 041409 (2016).
  - [21] M. Ezawa, “Photoinduced topological phase transition from a crossing-line nodal semimetal to a multiple-Weyl semimetal,” *Phys. Rev. B* **96**, 041205 (2017).
  - [22] X. Zhou and G. Jin, “Light-modulated  $0-\pi$  transition in a silicene-based Josephson junction,” *Phys. Rev. B* **94**, 165436 (2016).
  - [23] U. Khanna, S. Rao, and A. Kundu, “ $0-\pi$  transitions in a Josephson junction of an irradiated Weyl semimetal,” *Phys. Rev. B* **95**, 201115 (2017).
  - [24] Arijit Kundu and Babak Seradjeh, “Transport signatures of floquet majorana fermions in driven topological superconductors,” *Phys. Rev. Lett.* **111**, 136402 (2013).
  - [25] Dong E. Liu, Alex Levchenko, and Harold U. Baranger, “Floquet majorana fermions for topological qubits in superconducting devices and cold-atom systems,” *Phys. Rev. Lett.* **111**, 047002 (2013).
  - [26] Zhesen Yang, Qinghong Yang, Jiangping Hu, and Dong E. Liu, “Dissipative floquet majorana modes in proximity-induced topological superconductors,” *Phys. Rev. Lett.* **126**, 086801 (2021).
  - [27] Dillon T. Liu, Javad Shabani, and Aditi Mitra, “Floquet majorana zero and  $\pi$  modes in planar josephson junctions,” *Phys. Rev. B* **99**, 094303 (2019).
  - [28] SK Firoz Islam and A. A. Zyuzin, “Photoinduced interfacial chiral modes in threefold topological semimetal,” *Phys. Rev. B* **100**, 165302 (2019).
  - [29] Martin Rodriguez-Vega, Abhishek Kumar, and Babak Seradjeh, “Higher-order floquet topological phases with corner and bulk bound states,” *Phys. Rev. B* **100**, 085138 (2019).
  - [30] Arnob Kumar Ghosh, Ganesh C. Paul, and Arijit Saha, “Higher order topological insulator via periodic driving,” *Phys. Rev. B* **101**, 235403 (2020).
  - [31] Yang Peng, “Floquet higher-order topological insulators and superconductors with space-time symmetries,” *Phys. Rev. Research* **2**, 013124 (2020).
  - [32] Roland Winkler, *Spin-orbit coupling effects in two-dimensional electron and hole systems*, Springer tracts in modern physics (Springer, Berlin, 2003).
  - [33] Igor Žutić, Jaroslav Fabian, and S. Das Sarma, “Spintronics: Fundamentals and applications,” *Rev. Mod. Phys.* **76**, 323–410 (2004).
  - [34] G. Engels, J. Lange, Th. Schäpers, and H. Lüth, “Experimental and theoretical approach to spin splitting in modulation-doped  $\text{In}_{0.53}\text{Ga}_{0.47}\text{As}/\text{InP}$  quantum wells for  $b \rightarrow 0$ ,” *Phys. Rev. B* **55**, R1958–R1961 (1997).
  - [35] Junsaku Nitta, Tatsushi Akazaki, Hideaki Takayanagi, and Takatomo Enoki, “Gate control of spin-orbit interaction in an inverted  $\text{In}_{0.53}\text{Ga}_{0.47}\text{As}/\text{In}_{0.52}\text{Al}_{0.48}\text{As}$  heterostructure,” *Phys. Rev. Lett.* **78**, 1335–1338 (1997).
  - [36] J. P. Heida, B. J. van Wees, J. J. Kuipers, T. M. Klapwijk, and G. Borghs, “Spin-orbit interaction in a two-dimensional electron gas in a  $\text{InAs}/\text{AlSb}$  quantum well with gate-controlled electron density,” *Phys. Rev. B* **57**, 11911–11914 (1998).
  - [37] J. E. Hirsch, “Spin hall effect,” *Phys. Rev. Lett.* **83**, 1834–1837 (1999).
  - [38] Jairo Sinova, Dimitrie Culcer, Q. Niu, N. A. Sinitsyn, T. Jungwirth, and A. H. MacDonald, “Universal intrinsic spin hall effect,” *Phys. Rev. Lett.* **92**, 126603 (2004).
  - [39] Jairo Sinova, Sergio O. Valenzuela, J. Wunderlich, C. H. Back, and T. Jungwirth, “Spin hall effects,” *Rev. Mod. Phys.* **87**, 1213–1260 (2015).
  - [40] Shuichi Murakami, Naoto Nagaosa, and Shou-Cheng Zhang, “Dissipationless quantum spin current at room temperature,” *Science* **301**, 1348–1351 (2003).
  - [41] Jun-ichiro Inoue, Gerrit E. W. Bauer, and Laurens W.

- Molenkamp, “Suppression of the persistent spin hall current by defect scattering,” *Phys. Rev. B* **70**, 041303 (2004).
- [42] Ol’ga V Dimitrova, “Vanishing spin-hall conductivity in 2d disordered rashba electron gas,” arXiv preprint cond-mat/0405339 (2004).
- [43] Shuichi Murakami, “Absence of vertex correction for the spin hall effect in  $p$ -type semiconductors,” *Phys. Rev. B* **69**, 241202 (2004).
- [44] Denis V. Bulaev and Daniel Loss, “Spin relaxation and decoherence of holes in quantum dots,” *Phys. Rev. Lett.* **95**, 076805 (2005).
- [45] Fabrizio Nichele, Morten Kjaergaard, Henri J. Suominen, Rafal Skolasinski, Michael Wimmer, Binh-Minh Nguyen, Andrey A. Kiselev, Wei Yi, Marko Sokolich, Michael J. Manfra, Fanming Qu, Arjan J. A. Beukman, Leo P. Kouwenhoven, and Charles M. Marcus, “Giant spin-orbit splitting in inverted InAs/GaSb double quantum wells,” *Phys. Rev. Lett.* **118**, 016801 (2017).
- [46] Ruoyu Li, Fay E Hudson, Andrew S Dzurak, and Alexander R Hamilton, “Pauli spin blockade of heavy holes in a silicon double quantum dot,” *Nano letters* **15**, 7314–7318 (2015).
- [47] John Schliemann and Daniel Loss, “Spin-hall transport of heavy holes in iii-v semiconductor quantum wells,” *Phys. Rev. B* **71**, 085308 (2005).
- [48] B. Das, S. Datta, and R. Reifenberger, “Zero-field spin splitting in a two-dimensional electron gas,” *Phys. Rev. B* **41**, 8278–8287 (1990).
- [49] X. F. Wang and P. Vasilopoulos, “Magnetotransport in a two-dimensional electron gas in the presence of spin-orbit interaction,” *Phys. Rev. B* **67**, 085313 (2003).
- [50] SK Firoz Islam and Tarun Kanti Ghosh, “Zero-field spin splitting in a two-dimensional electron gas with the spin-orbit interaction revisited,” *Journal of Physics: Condensed Matter* **24**, 035302 (2011).
- [51] Alestin Mawrie, Tutul Biswas, and Tarun Kanti Ghosh, “Magnetotransport properties of 2d fermionic systems with  $k$ -cubic rashba spin-orbit interaction,” *Journal of Physics: Condensed Matter* **26**, 405301 (2014).
- [52] Azadeh Faridi, Reza Asgari, and Abdollah Langari, “Magnetotransport of a two-dimensional electron gas with anisotropic rashba interaction at the  $\text{LaAlO}_3/\text{SrTiO}_3$  interface,” *Phys. Rev. B* **98**, 155442 (2018).
- [53] Hong Liu, E. Marcellina, A. R. Hamilton, and Dimitrie Culcer, “Strong spin-orbit contribution to the hall coefficient of two-dimensional hole systems,” *Phys. Rev. Lett.* **121**, 087701 (2018).
- [54] E. Marcellina, Pankaj Bhalla, A. R. Hamilton, and Dimitrie Culcer, “Signatures of quantum mechanical zeeman effect in classical transport due to topological properties of two-dimensional spin- $\frac{3}{2}$  holes,” *Phys. Rev. B* **101**, 121302 (2020).
- [55] E. Marcellina, A. Srinivasan, D. S. Miserev, A. F. Croxall, D. A. Ritchie, I. Farrer, O. P. Sushkov, Dimitrie Culcer, and A. R. Hamilton, “Electrical control of the zeeman spin splitting in two-dimensional hole systems,” *Phys. Rev. Lett.* **121**, 077701 (2018).
- [56] James H Cullen, Pankaj Bhalla, Elizabeth Marcellina, Alexander R Hamilton, and Dimitrie Culcer, “Generating a topological anomalous hall effect in a non-magnetic conductor,” arXiv preprint arXiv:2011.09481 (2020).
- [57] Lijun Zhu, Lujun Zhu, Manling Sui, Daniel C. Ralph, and Robert A. Buhrman, “Variation of the giant intrinsic spin hall conductivity of pt with carrier lifetime,” *Science Advances* **5** (2019), 10.1126/sciadv.aav8025.
- [58] Yun Yen and Guang-Yu Guo, “Tunable large spin hall and spin nernst effects in the dirac semimetals  $\text{Zrxy}$  ( $x = \text{Si, Ge}$ ;  $y = \text{S, Se, Te}$ ),” *Phys. Rev. B* **101**, 064430 (2020).
- [59] Paul C. Lou, Anand Kataliha, Ravindra G. Bhardwaj, Tonmoy Bhowmick, W. P. Beyermann, Roger K. Lake, and Sandeep Kumar, “Large spin hall effect in si at room temperature,” *Phys. Rev. B* **101**, 094435 (2020).
- [60] C. L. Kane and E. J. Mele, “Quantum spin hall effect in graphene,” *Phys. Rev. Lett.* **95**, 226801 (2005).
- [61] Motohiko Ezawa, “Valley-polarized metals and quantum anomalous hall effect in silicene,” *Phys. Rev. Lett.* **109**, 055502 (2012).
- [62] Teemu Ojanen and Takuya Kitagawa, “Photoinduced helical metal and magnetization in two-dimensional electron systems with spin-orbit coupling,” *Phys. Rev. B* **85**, 161202 (2012).
- [63] Daniel Hernangómez-Pérez, Juan Daniel Torres, and Alexander López, “Photoinduced electronic and spin properties of two-dimensional electron gases with rashba spin-orbit coupling under perpendicular magnetic fields,” *Phys. Rev. B* **102**, 165414 (2020).
- [64] J. M. Luttinger, “Quantum theory of cyclotron resonance in semiconductors: General theory,” *Phys. Rev.* **102**, 1030–1041 (1956).
- [65] R. Winkler, “Rashba spin splitting in two-dimensional electron and hole systems,” *Phys. Rev. B* **62**, 4245–4248 (2000).
- [66] André Eckardt, “Colloquium: Atomic quantum gases in periodically driven optical lattices,” *Rev. Mod. Phys.* **89**, 011004 (2017).
- [67] Shun-Qing Shen, Michael Ma, X. C. Xie, and Fu Chun Zhang, “Resonant spin hall conductance in two-dimensional electron systems with a rashba interaction in a perpendicular magnetic field,” *Phys. Rev. Lett.* **92**, 256603 (2004).
- [68] Tianxing Ma and Qin Liu, “Sign changes and resonance of intrinsic spin hall effect in two-dimensional hole gas,” *Applied Physics Letters* **89**, 112102 (2006).
- [69] Zhigang Wang and Ping Zhang, “Conversed spin hall conductance in a two-dimensional electron gas in a perpendicular magnetic field,” *Phys. Rev. B* **75**, 233306 (2007).
- [70] Arturo Wong and Francisco Mireles, “Spin hall and longitudinal conductivity of a conserved spin current in two dimensional heavy-hole gases,” *Phys. Rev. B* **81**, 085304 (2010).