

Setting Out a Software Stack Capable of Hosting a Virtual ROS-based Competition

Nishesh Singh

Software Developer, Mars Society South Asia (MSSA)
singhnishesh4@gmail.com

Abstract

Traditional academic competitions that foster collaboration from student communities all around the globe have either been postponed indefinitely or cancelled due to restrictions posed upon in-person gathering. Owing to this, virtual competitions are gaining importance as they provide the student community with an outlet for exposure and academic growth whilst having the convenience of being online and safe. Mars Society South Asia (MSSA) has developed a software stack capable of replicating on-site competition tasks via ROS-based simulations. The software enables users to perform necessary simulations without them having to interact with ROS or Gazebo. Currently, the software has been set out to be used for the Virtual Mars Rover Challenge (VMRC), a competition that focuses on simulating the next generation of Mars rovers and thereby providing the student community with a substitute to their on-site competitions. The objective of this white paper is to explain the software's architecture, installation, usage, maintenance and ease of use which is the singular most important factor in software adoption.

Keywords: ROS, Whitepaper, OpenAI Gym, gym-gazebo.

I. INTRODUCTION

Reinforcement Learning is an area of semi-supervised Machine Learning where an agent i.e. the robot interacts with its environment and learns to take a series of actions in order to maximize the notion of cumulative reward.

To build on recent progress in Reinforcement Learning, the research community needs good benchmarks on which to compare algorithms. OpenAI [1] aims to combine the best elements of these previous benchmark collections, in a software package that is maximally convenient and accessible. It is a standardized toolkit for comparing different Reinforcement Learning paradigms. In most cases, the environment is formulated as Markov Decision Process (MDP). It provides a mathematical framework for modelling decision making in situations where outcomes are partly random and partly under the control of a decision-maker.

The gym library is a collection of community maintained test problems-environments that have a shared interface allowing the user to test different algorithms. Unfortunately, even if the gym allows training robots, it does not provide environments to train or interact with ROS [2] based robots. Gazebo [3] is the default ROS simulator, while ROS serves as the interface for the robot. gym-gazebo [4] is a complex piece of

software that essentially acts as the OpenAI extension for Gazebo based environments. This extension enables us to use OpenAI Gym (<https://gym.openai.com/>) functionalities on Gazebo environments which makes interfacing with the robot much easier than compared to using the ROS middleware.

II. BACKGROUND

There are two basic entities: the environment which is the world the robot is present in and the agent which is the robot itself. The Agent-Environment Interaction (AEI) model [5] is composed of three main elements: the Capability Model, the Environment Model, and a set of interactions between capabilities and environment objects. Essentially, agents possess capabilities that sense and act upon objects in the environment via interactions. The figure provided below depicts the integration of these three parts into the AEI Model. The top part of the figure represents the Capability Model, which defines capabilities as consisting of a set of actions, each of which has a single operation that interacts with environment objects. The bottom part of the figure captures the Environment Model, which includes an explicit environment that contains a set of environment objects (that includes agents) and their relationships. The environment objects are governed by processes that implement specific environmental principles. Interactions are defined by the intended effect of operations on environment objects.

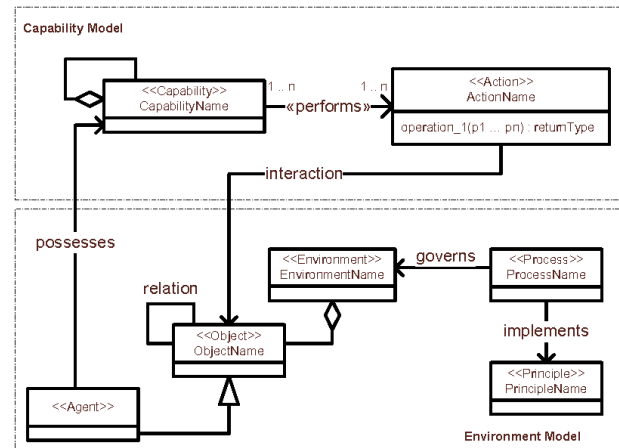


Fig. 1: Agent-Environment Interaction (AEI) model [5].

Env is the core gym interface. To interact with the environment via the agent, gym provides 3 main API methods that users of this class need to know are:

- `step(self, action)`: steps the environment by one timestep and returns a done flag after completion.
- `reset(self)`: resets the state of the environment.
- `render(self)`: renders one frame of the agent-environment interaction.

`gym-gazebo` provides the same functionalities for a ROS-based environment with the addition of a `get_observation(self)` method that allows arbitrary repeated access to the current observation. The following pseudocode iterates the agent through the environment and resets the environment to its initial state when a condition is satisfied.

```

1 import gym
2 env = gym.make('environment_name-v0')
3 while not done:
4     action = env.action_space.sample()
5     env.step(action)
6     if (env.get_observation > threshold):
7         done = True
8         observation = env.reset()

```

The developed software stack is centred around the `gym-gazebo` package and its functionalities. It incorporates some new modifications from our end while simplifying the installation process greatly. Furthermore, the modifications currently strictly adhere to the class of mobile ground robots and more specifically differential drive robots. Additions also include the inclusion of the setup file, a bash script that interacts with the user and upon successful execution automatically integrates the `differential_drive_controller` (http://wiki.ros.org/diff_drive_controller), `hector_gazebo_plugins` (https://github.com/tu-darmstadt-ros-pkg/hector_gazebo), `teleop_twist_keyboard` (http://wiki.ros.org/teleop_twist_keyboard) package and the necessary sensor plugins with the preliminary ROS package of the robot provided by the software operator.

The user input to the software includes the robot link's physical properties such as geometry, colour, mass, and inertia, and the collision properties of the link which is encapsulated in the URDF file. To generate the URDF the user is encouraged to use the `sw_urdf_exporter` plugin. The SolidWorks to URDF exporter (http://wiki.ros.org/sw_urdf_exporter) is a SolidWorks add-in that allows for the convenient export of SolidWorks Parts and Assemblies into a URDF file. The exporter will create a ROS-like package that contains a directory for meshes, textures and robots (URDF files). For single SolidWorks parts, the part exporter will pull the material properties and create a single link in the URDF. For assemblies, the exporter will build the links and create a tree based on the Solidworks assembly

hierarchy. The exporter can automatically determine the proper joint type, joint transforms, and axes.

III. ARCHITECTURE

The architecture consists of 3 independent software packages: OpenAI Gym, ROS and Gazebo. Environments developed in OpenAI Gym interact with the Robot Operating System, which is the connection between gym itself and the Gazebo simulator.

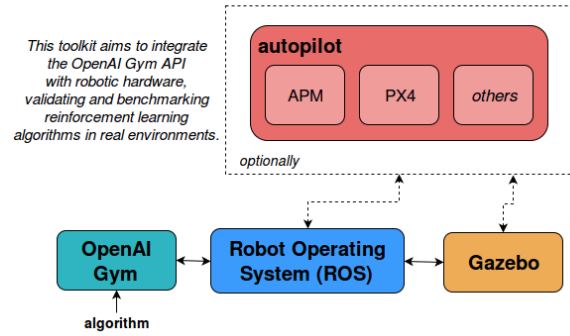


Fig. 2: Simplified software architecture and interaction [4]

The training script uses the `get_observation(self)` method that allows arbitrary repeated access to the current observation perceived by the agent and publishes this data using the `step(self, action)` method. This script is the primary control code and users need to edit this code in a manner that fits their requirements and functionalities.

A. Installation

We have deployed an automatic installation script known as the helper script to simplify the setup process of the complex stack to a great extent. This bash script upon execution builds the software from source post the sequential installation of all required dependencies, Linux / Python3 packages, platform-dependent / independent tools and available catkin workspace(s). This leads to an easier and faster installation process, which facilitates providing assistance to the non Linux / ROS experienced part of the community.

B. Setup

The setup file is a bash script that interacts with the user and upon successful execution automatically integrates the `differential_drive_controller`, `hector_gazebo_plugins`, `teleop_twist_keyboard` package and the necessary sensor plugins with the preliminary ROS package of the rover provided by the software operator. This setup file is primarily designed for competition tasks that require a teleoperation task from the point of view of the agent i.e the robot. The `teleop_twist_keyboard` takes input from the keyboard and constantly publishes it to the `geometry_msgs/Twist` message type provided

by the differential drive plugin. The input to the ROS topic `/cmd_vel` is both the linear and angular component of the velocity via the `geometry_msgs/Twist` message type.

C. Graphical User Interface

Owing to the restrictions posed by Gazebo like the inability to view the task environment from the point of view of the agent using on-board cameras present, teleoperation tasks require an additional toolkit for 3D visualization. Luckily, ROS has such a toolkit namely RVIZ. RVIZ is a ROS graphical interface that allows the user to visualize a lot of information using plugins for many kinds of available topics making it suitable for our purpose.

D. Command line interface commands

Most of the times, ending or killing the simulation does not shut out `rosmaster` or `gzserver` and these processes keep rendering output thereby slowing computation and causing the system to crash. `gym-gazebo` installation creates an alias namely `killgazebo`. This CLI command makes sure to kill all existing background processes before the user starts new tests.

IV. ENVIRONMENTS

- Leo Rover (<https://github.com/LeoRover>) is an open-source, all-terrain and waterproof stable mobile robot. The `leo_simulator` ROS package encapsulates the robot's URDF with a wide variety of environments. Currently, the observation space of the robot is comprised of RGB frames obtained from an onboard camera and data abstracted from an IMU. The action space is comprised of 2 real numbers, the forward velocity and the angular velocity of the rover.



Fig. 3: leo_rover_marsyard-v0

- `lsd_rover` (<https://github.com/Mars-Rover-Manipal/Active-Suspension>) is an open-source

package maintained by Mars Rover Manipal (. The rover comprises of a custom 5 bar active suspension actuated by motors. The rover is equipped with a LiDAR, an IMU and a stereocamera. The observation space includes the height of the obstacle in front, the pitch angle of the base link i.e. the chassis and an approximate of the obstacle distance from the wheel centre. The action space includes 6 real numbers, 4 of which are inputs to the actuating motors and the other 2 represent the forward and angular velocity of the rover respectively.




Fig. 4: lsd_force_lidar-v0

V. EXPERIMENTATION AND RESULTS

The aim of this experimentation is to simulate a control code in Gazebo using simple `gym` attributes provided by the developed software stack. The environment chosen is `lsd_force_lidar-v0`. The motive of the control code is to process the observation data provided by the `get_observation(self)` method, feed it into a function approximator and predict the action space data which in turn steps the agent through one timestep in that simulation.

The goal of the agent is to successfully climb randomly generated obstacles of varying dimensions by actuating its motors after processing its current observation state. The task can be formulated as a supervised control problem or an unsupervised control problem. The former is solved using Computer Vision control while the latter is solved using Reinforcement Learning.

The function approximator in the first case is obtained by a simple linear correlation between two sets of data, the obstacle height and the corresponding motor input. Owing to the stochastic behaviour of both the agent and the environment, this function approximator is inaccurate. The function approximator in the second case is formulated using a semi-supervised Machine Learning approach, Reinforcement Learning. This deals with the stochastic behaviour of our environment and approximates the value function more accurately. We have tested several state-of-the-art on and off-policy model-free Reinforcement Learning algorithms like Trust Region Policy Optimization (TRPO) [6], Proximal Policy Optimization [7], Twin Delayed Deep Deterministic

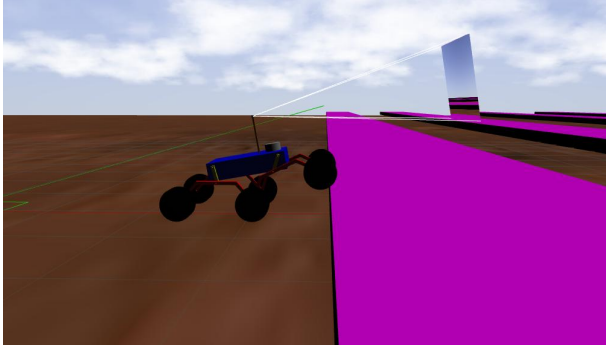


Fig. 5: The agent learns to climb over a randomly generated obstacle

Policy Gradient [8], Asynchronous Advantage Actor Critic (A3C) [9] and Deep Deterministic Policy Gradient (DDPG) [10].

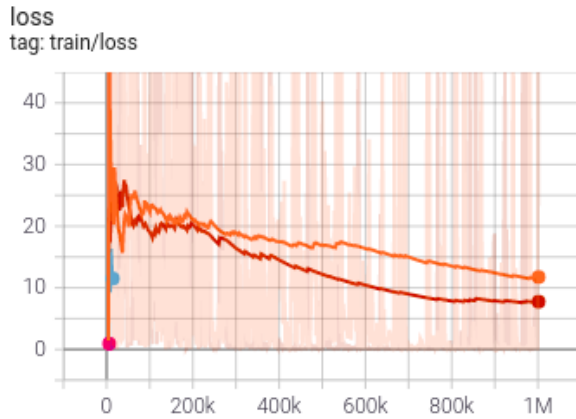


Fig. 6: Training loss as a function of timesteps

Explained variance (also called explained variation) is used to measure the discrepancy between a model and actual data. In other words, it is the part of the model's total variance that is explained by factors that are actually present and is not due to error variance. Higher percentages of explained variance indicates a stronger strength of association [11].

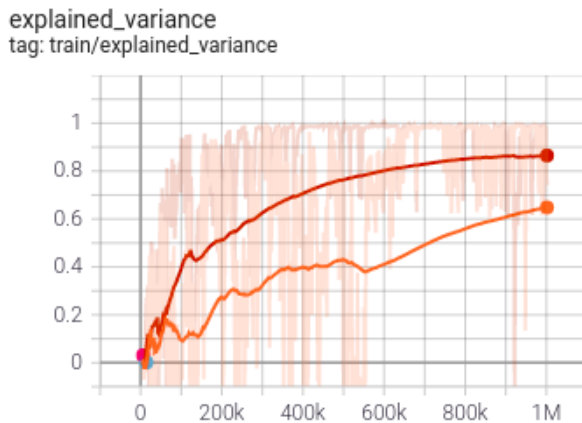


Fig. 7: Explained variance as a function of timesteps

As aforementioned, our goal is to develop an algorithm that enables the agent to climb randomly generated obstacles of varying depth and height. Both methods yield suitable results and Reinforcement Learning methods generalize the function better. The fluctuations about the longitudinal and lateral axis of the base link termed as longitudinal and lateral stability respectively is chosen to be a suitable metric to gauge the performance of the suspension [12], [13].

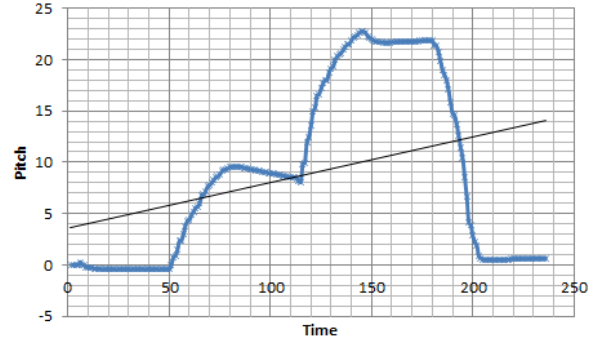


Fig. 8: Pitch variation as a function of time

The training script is totally independent of the environment. This means that the user can change the algorithm used to learn in the training script, without having to worry about modifying the environment's structure. Thus, we see that the software developed makes it much easier for a user to simulate a robot environment on ROS using simple gym attributes.

VI. FUTURE WORK

Currently, the developed software stack is being tested to be deployed for the Virtual Mars Rover Challenge. The future work involves us extending the developed toolkit by integrating the gym-gazebo2 [14] stack. gym-gazebo2 provides the same functionalities as gym-gazebo except that it facilitates integration of Gazebo with ROS 2. Furthermore, the setup script currently only generalizes to mobile ground robots. More environments integrated with open source autopilot systems like APM, PX4, ArduPilot, etc will be provided in later versions.

VII. ACKNOWLEDGEMENTS

We would like to thank Mars Rover Manipal (<http://marsrovermanipal.com/>), erlerobotics (<https://github.com/erlerobot>) and Generation Robots (generationrobots.com/en/) for providing me with the necessary resources to successfully conduct this research.

REFERENCES

- [1] G. Brockman, V. Cheung, L. Pettersson, J. Schneider, J. Schulman, J. Tang, and W. Zaremba, "Openai gym," *arXiv preprint arXiv:1606.01540*, 2016.

-
- [2] M. Quigley, K. Conley, B. Gerkey, J. Faust, T. Foote, J. Leibs, R. Wheeler, A. Y. Ng *et al.*, “Ros: an open-source robot operating system,” in *ICRA workshop on open source software*, vol. 3, no. 3.2. Kobe, Japan, 2009, p. 5.
 - [3] N. Koenig and A. Howard, “Design and use paradigms for gazebo, an open-source multi-robot simulator,” in *2004 IEEE/RSJ International Conference on Intelligent Robots and Systems (IROS)(IEEE Cat. No. 04CH37566)*, vol. 3. IEEE, 2004, pp. 2149–2154.
 - [4] I. Zamora, N. G. Lopez, V. M. Vilches, and A. H. Cordero, “Extending the openai gym for robotics: a toolkit for reinforcement learning using ros and gazebo,” *arXiv preprint arXiv:1608.05742*, 2016.
 - [5] S. A. DeLoach and J. L. Valenzuela, “An agent-environment interaction model,” in *International Workshop on Agent-Oriented Software Engineering*. Springer, 2006, pp. 1–18.
 - [6] J. Schulman, S. Levine, P. Abbeel, M. Jordan, and P. Moritz, “Trust region policy optimization,” in *International conference on machine learning*. PMLR, 2015, pp. 1889–1897.
 - [7] J. Schulman, F. Wolski, P. Dhariwal, A. Radford, and O. Klimov, “Proximal policy optimization algorithms,” *arXiv preprint arXiv:1707.06347*, 2017.
 - [8] S. Dankwa and W. Zheng, “Twin-delayed ddpg: A deep reinforcement learning technique to model a continuous movement of an intelligent robot agent,” in *Proceedings of the 3rd International Conference on Vision, Image and Signal Processing*, 2019, pp. 1–5.
 - [9] V. Mnih, A. P. Badia, M. Mirza, A. Graves, T. Lillicrap, T. Harley, D. Silver, and K. Kavukcuoglu, “Asynchronous methods for deep reinforcement learning,” in *International conference on machine learning*. PMLR, 2016, pp. 1928–1937.
 - [10] T. P. Lillicrap, J. J. Hunt, A. Pritzel, N. Heess, T. Erez, Y. Tassa, D. Silver, and D. Wierstra, “Continuous control with deep reinforcement learning,” *arXiv preprint arXiv:1509.02971*, 2015.
 - [11] G. Rosenthal and J. A. Rosenthal, *Statistics and data interpretation for social work*. Springer publishing company, 2011.
 - [12] B. D. Harrington and C. Voorhees, “The challenges of designing the rocker-bogie suspension for the mars exploration rover,” 2004.
 - [13] F. Barlas, “Design of a mars rover suspension mechanism,” Master’s thesis, Izmir Institute of Technology, 2004.
 - [14] N. G. Lopez, Y. L. E. Nuin, E. B. Moral, L. U. S. Juan, A. S. Rueda, V. M. Vilches, and R. Kojcev, “gym-gazebo2, a toolkit for reinforcement learning using ros 2 and gazebo,” *arXiv preprint arXiv:1903.06278*, 2019.