

---

# An Efficient Training Approach for Very Large Scale Face Recognition

---

Kai Wang<sup>1,2</sup>, Shuo Wang<sup>1\*</sup>, Zhipeng Zhou<sup>1</sup>, Xiaobo Wang<sup>3</sup>, Xiaojiang Peng<sup>4</sup>, Baigui Sun<sup>1</sup>, Hao Li<sup>1</sup>, Yang You<sup>2</sup>

<sup>1</sup>Alibaba DAMO Academy

<sup>2</sup>National University of Singapore

<sup>3</sup>Institute of Automation, Chinese Academy of Sciences

<sup>4</sup>Shenzhen Technology University

## Abstract

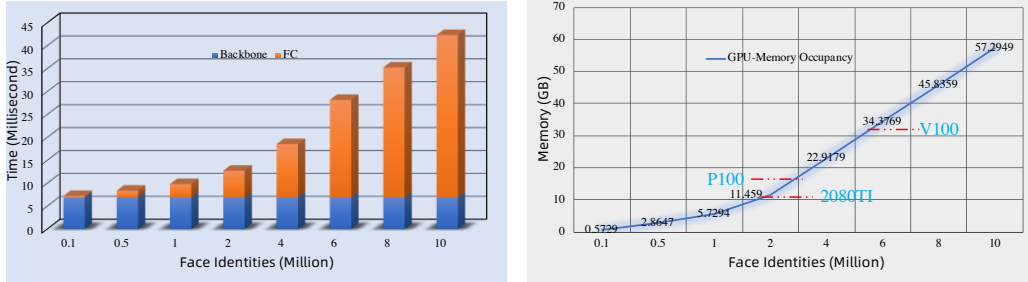
Face recognition has achieved significant progress in deep-learning era due to the ultra-large-scale and well-labeled datasets. However, training on ultra-large-scale datasets is time-consuming and takes up a lot of hardware resource. Therefore, designing an efficient training approach is crucial and indispensable. The heavy computational and memory costs mainly result from the high dimensionality of the Fully-Connected (FC) layer. Specifically, the dimensionality is determined by the number of face identities, which can be million-level or even more. To this end, we propose a novel training approach for ultra-large-scale face datasets, termed Faster Face Classification ( $F^2C$ ). In  $F^2C$ , we first define a Gallery Net and a Probe Net that are used to generate identities' centers and extract faces' features for face recognition, respectively. Gallery Net has the same structure as Probe Net and inherits the parameters from Probe Net with a moving average paradigm. After that, to reduce the training time and hardware costs of the FC layer, we propose a Dynamic Class Pool (DCP) that stores the features from Gallery Net and calculates the inner product (logits) with positive samples (whose identities are in the DCP) in each mini-batch. DCP can be regarded as a substitute for the FC layer but it is far smaller, thus greatly reducing the computational and memory costs. For negative samples (whose identities are not in DCP), we minimize the cosine similarities between negative samples and those in DCP. Then, to improve the update efficiency of DCP's parameters, we design a dual data-loader including identity-based and instance-based loaders to generate a certain of identities and samples in mini-batches. Finally, we conduct extensive experiments on several face benchmarks and private datasets to prove that  $F^2C$  can achieve comparable results yet faster than state-of-the-art FC-based methods in terms of recognition accuracy and hardware costs. Our code is available at <https://github.com/tiandunx/FFC>.

## 1 Introduction

Face recognition can be regarded as one of the most popular research topics in computer vision. Many large scale and well-labelled datasets have been released in the last decade [38, 13, 40, 10, 44]. The training process of face recognition aims to learn identity-related embedding space, where the intra-class distances are reduced and inter-class distances are enlarged in the meanwhile. Previous works [10, 33, 32] have proved that training on a large dataset can obtain a substantial improvement over a small dataset. To this end, academia and industry collected ultra-large-scale datasets including

---

\*Equally-contributed first authors. This work was done when Kai Wang was research intern at Alibaba.



(a) Comparison of Backbone and FC Time Cost (ms). (b) The Memory Occupancy of FC in Training (G).

Figure 1: Visualization of training time and GPU-Memory occupancy. Figure 1(a) shows the time comparison of Backbone (ResNet-50) and FC. Given an image, the time cost of FC increases sharply with the growing number of face identities but the time of backbone stays unchanged. Figure 1(b) illustrates the GPU-Memory occupancy with the size of FC. Even the V100 32G GPU can only store about 6 millions FC layer. Therefore, it is very necessary to design a method that reduces the training time and hardware cost of FC layer.

10 even 100 millions face identities. Google collected 200 millions face images consisting of 8 million identities [23]. Tsinghua introduced WebFace260M [44] including 260 million faces, which is the largest public face dataset (not completely public available yet) and achieves state-of-the-art performance.

In general, these ultra-large-scale datasets boost the face recognition performance by a large margin. However, with the growth of face identities and limitations of hardware, there are mainly two problems in training phase. The first problem includes training time and hardware resource occupancy. As shown in Fig 1, the time cost and GPU memory occupancy of FC layer is far more than backbone when the face identities reach to 10 millions. To address these issues, many previous methods [1, 17] focus on reducing the time and resource cost of the FC layer. Previous methods can be summarized into two categories. One [1] tries to distribute the whole FC to different GPUs, introducing heavy communication costs. The other one [41] attempts to reduce the computing cost by selecting a certain ratio of neurons from FC layer randomly, but it still needs to store the whole FC parameters. When the identities reach to 10 or 100 millions, storing the whole FC parameters is extremely expensive. How to effectively reduce the computational and memory costs caused by the high-dimensional FC layer? An intuitive idea is to decrease the size of FC or design an alternative paradigm, which is hardly explored before. The second problem is related to the update efficiency and speed of FC parameters. As pointed by [8], the optimal solution for the class center is actually the mean of all samples of this class. Identities that have rare samples with very low frequency of sampling will have very little opportunity of updating class centers through their samples, which may hamper feature representation.

To tackle aforementioned issues, we propose an efficient training approach for ultra-large-scale face datasets, termed as Faster Face Classification ( $F^2C$ ). In  $F^2C$ , we first introduce twin backbones named Gallery Net (G-Net) and Probe Net (P-Net) to generate identities' centers and extract faces' features, respectively. G-Net has the same structure with P-Net and inherits the parameters from P-Net in a moving average manner. Considering that the most time-consuming part of the ultra-large-scale training lies at the FC layer, we propose a very small size Dynamic Class Pool (DCP) to store the features from G-Net and calculate the inner product (logits) with positive samples (whose identities appear in DCP) in each mini-batch. DCP can be regarded as a substitute for FC layer and its size is much smaller than FC, which is the reason why  $F^2C$  can largely reduce the time and resource cost than FC layer. For negative samples (whose identities do not appear in the DCP), we minimize the cosine similarities between negative samples and DCP. To improve the update efficiency and speed of DCP parameters, we design a dual data-loader including identity-based and instance-based loaders. The dual data-loader loads images from given dataset by instances and identities to generate batches for training. Finally, we conduct sufficient experiments on several face benchmarks to prove  $F^2C$  can achieve comparable results and a higher training speed than normal FC-based method.  $F^2C$  also obtains superior performance than previous methods in term of recognition accuracy and hardware cost. Our contributions can be summarized as follows.

- 1) We propose an efficient training approach  $F^2C$  for ultra-large-scale face recognition training, which aims to reduce the training time and hardware costs while keeping comparable performance to state-of-the-art FC-based methods.
- 2) We design Dynamic Class Pool (DCP) to store and update the identities' features dynamically, which is an alternative for the FC layer. The size of DCP is much smaller than FC and independent of the whole face identities, so the training time and hardware costs can be decreased substantially.
- 3) We design a dual data-loader including identity-based and instance-based loaders to improve the update efficiency of DCP parameters.

## 2 Related Work

**Face Recognition.** Face recognition has witnessed dramatically progress due to the large scale datasets, advanced architectures and loss functions. Large scale datasets play the most crucial role in promoting the performance of face recognition[6]. These datasets can be divided into three intervals according to the number of face identities: 1-10K, 11-100K, >100K. VGGFace[22], VGGFace2[3], UMDFaces[2], CelebFaces[27], and CASIA-WebFace[40] are belong to the first interval. The face identities of the IMDB-Face[29], MS1M-IBUG[7], and MS1MV2[6] are between 11K to 100K. MS1M[10], MegaFace2[15], have 0.1 and 0.6 million face identities. Many previous works[1, 41, 44] illustrate that training on larger face identities can achieve better performance than training on smaller face identities datasets. Therefore, several tens and hundreds millions face identities datasets have been proposed recently, such as WebFace260M[44] and WebFace42M. WebFace260M(40M) obtains state-of-the-art performances on IJBC[20] and top3 in NIST-FRVT challenge. Based on these datasets, a variety of CNN architectures for improving the performances, such as VGGNet [25], GoogleNet [28], ResNet [12], AttentionNet [30] and MobileFaceNet [4] have been proposed. For the loss function, contrastive loss [27, 39] and triplet loss [25] may be good candidates. But they suffer from high computational cost and slow convergence. To this end, researchers attempt to explore new metric learning loss functions to boost the face recognition performance. Several margin-based softmax losses [18, 31, 34, 35, 6] have been exploited and obtained the state-of-the-art results. To sum up, current methods and large-scale datasets have achieved excellent performance in face recognition, but training time and hardware costs are still the bottleneck problems at training phase, especially for the million-level or even more face identities datasets.

**Acceleration for Large-Scale Fully-Connected Layer.** As illustrated in Figure1(a), the time cost focus on FC layer rather convolutional layer when the face identities reach to 10M. People do some attempts to accelerate the large scale FC training from 2001. An intuitive idea is to design an approximate function to reduce the computational cost, the Hierarchical Softmax (HSM)[9] tries to reformulate the multi-class classifier into a hierarchy of binary classifiers. Therefore, the training cost can be reduced due to the given sample only has to traverse along a path from the root to the corresponding class. However, all the class centers are stored in RAM and the retrieval time can not be ignored with the growth of face identities. Zhang *et.al.*[41] proposed a method can recognize a small number of "**active classes**" in each mini batch, which constructs the dynamic class hierarchies on the fly. But recognizing the "**active classes**" is also time-consuming when the face identities is too large. Some companies, such as Google and Microsoft, try to divide all the categories into multi-GPUs averagely. The communication cost of inter-serves is still non-ignorable. To tackle this problem, Partial FC [1] tries to train a large-scale dataset on a single GPU server using 10% identities randomly at each iteration. However it's still limited by the memory of the GPUs in a single machine. As shown in Figure1(b), Partial FC can only work when the number of face identities is not ultra-large (<10M), otherwise the GPUs will still run out of memory. There also exist several pairwise based methods[14] that utilize the face pairs to train large scale datasets. But the time complexity is  $O(N^k)$ , where  $k$  represents the size of the pair. The latest related work VFC[17] builds some virtual FC parameters to reduce the computation cost but its performance is much lower compared to normal FC. Different from previous works, our  $F^2C$  can reduce the FC training cost largely and achieve comparable performance to normal FC-based methods.

## 3 Faster Face Classification

In this section, we first give an overview of  $F^2C$  for a brief understanding of our method. Then we present our motivation and key modules for ultra-large-scale datasets training. After that, we show

the theoretical/empirical analysis over these modules. Finally we introduce the training and inference details for better reproduction.

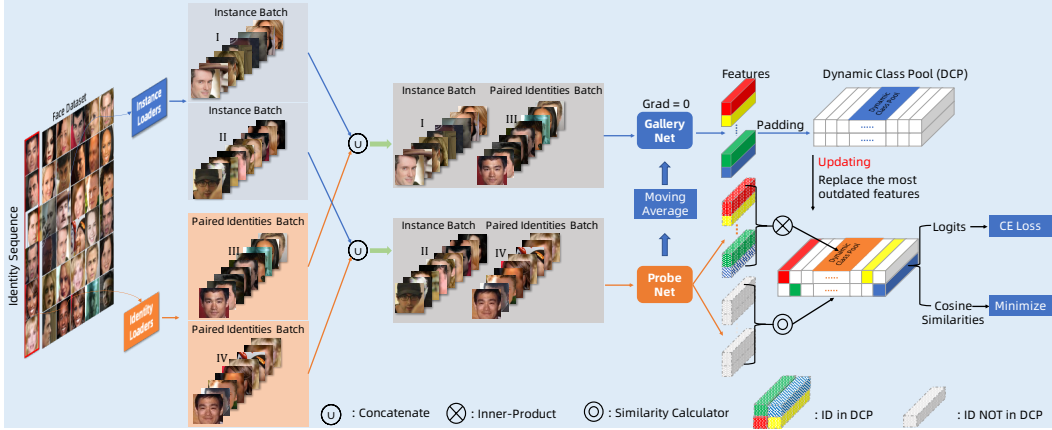


Figure 2: The pipeline of  $F^2C$ . We first utilize a dual data-loader to load images from the given dataset by instances and face identities. Then, we concatenate the identity and instance samples to generate mixed batches ( $I \cup III$ ,  $II \cup IV$ ). Meanwhile, these mixed batches are fed into Gallery and Probe Nets to generate the identities’ centers and extract the face features, respectively. The Gallery Net is with no grad and inherits parameters from Probe Net in a moving average manner. Dynamic Class Pool (DCP) is initialized by random numbers and updated by the features from G-Net. For features from Probe Net, we divide them into two categories, one is positive samples (its identities appear in DCP), the other is negative samples (its identities not appear in DCP). For positive samples, we calculate the Inner-Product with DCP to obtain the logits of these samples. For negative samples, we minimize the cosine similarities between negative samples and DCP. Finally, our  $F^2C$  is optimized by Cross-Entropy loss and cosine similarities simultaneously.

### 3.1 Overview of $F^2C$

The problem we tackle is to accelerate the training speed and to reduce the hardware costs of ultra-large-scale face datasets (face identities  $> 10M$ ) without obvious degradation of performance. To this end, we propose Faster Face Classification ( $F^2C$ ) framework for ultra-large-scale face datasets training. As shown in Figure2, given ultra-large-scale face datasets, we utilize instance-Based loader to generate an instance batch as what the commonly used data loader does. Meanwhile, identity-based loader selects two images randomly for each identity to form the Paired Identities Batch. Subsequently, we mix up the images from instance and paired identity batches as shown in Figure 2 and feed them into Gallery Net (G-Net) and Probe Net (P-Net). Inspired by well-designed of MOCO[11], G-Net has the same structure with P-Net and inherits parameters from P-Net in a moving average manner. G-Net and P-Net are used to generate identities’ centers and extract face features for face recognition, respectively. Then, we introduce Dynamic Class Pool (DCP) as a substitute for Fully Connected layer. DCP is randomly initialized and update by the features from G-Net at each iteration. The update strategy of DCP follows a rule: using the current features to replace the most outdated part of features in DCP. we calculate the inner products between DCP and positive samples (whose identities appear in DCP) in each mini batch. The inner products can be regarded as the logits, so we can apply the logits and face labels to obtain the Cross-Entropy loss. For negative samples (whose identities do not appear in the DCP), we minimize the cosine similarities between negative samples and DCP. The whole  $F^2C$  is optimized by Cross-Entropy loss and cosine similarities simultaneously.

### 3.2 Motivation

Before digging into  $F^2C$ , we provide some motivations by rethinking the loss function cooperated with FC layer. For convenience, we consider the Softmax as follows:

$$L = -\frac{1}{N} \sum_{i=1}^N \log \frac{e^{W_{y_i}^T x_i}}{\sum_{j=1}^{n_{ID}} e^{W_j^T x_i}} \quad (1)$$

where  $N$  is batchsize and  $n_{\text{ID}}$  stands for the number of whole face identities. For each iteration of the training process, the update of the classifier  $\{W_j\}_{j=1}^{n_{\text{ID}}}$  is performed as the following equations:

$$\frac{\partial L}{\partial W_j} = \begin{cases} -\frac{1}{N} \sum_{i=1}^N \left(1 - \frac{e^{W_j^T x_i}}{\sum_{j=1}^{n_{\text{ID}}} e^{W_j^T x_i}}\right) x_i, j = y_i \\ -\frac{1}{N} \sum_{i=1}^N \left(-\frac{e^{W_j^T x_i}}{\sum_{j=1}^{n_{\text{ID}}} e^{W_j^T x_i}}\right) x_i, j \neq y_i \end{cases} \quad (2)$$

Obviously, all the classifiers  $\{W_j\}_{j=1}^{n_{\text{ID}}}$  will be updated in each iteration, which means each classifier has the same chance to be optimized in other words. The goal of face recognition is to distinct persons from different identities with the mechanism where the features from the same identity are pulled together and features belonging to different identities are pushed away. As the main problem of training with ultra-large-scale dataset is the explosive size of FC layer. We can consider the whole FC as a set of classifiers. In order to reduce the computation cost, it is intuitive for us to optimize fixed ratio of the classifiers in each iteration during the training process. Specifically, we utilize a vector as follows to represent whether a given classifier is in optimization queue.

$$V = \{\nu_1, \dots, \nu_{n_{\text{ID}}}\}, \forall i, \nu_i \in \{0, 1\} \text{ and } \#\{\nu_i | \nu_i \neq 0\} = C \quad (3)$$

where  $C$  is a constant stands for the length of the optimization queue,  $\nu_i = 0/1$  denotes the classifier  $W_i$  is (not in)/(in) optimization queue. We draw the corresponding objective for this setting.

$$\hat{L} = -\frac{1}{N} \sum_{i=1}^N \log \frac{\nu_{y_i} e^{W_{y_i}^T x_i}}{\sum_{j=1}^{n_{\text{ID}}} \nu_j e^{W_j^T x_i}} \quad (4)$$

The classifiers update on basis of the following equations:

$$\frac{\partial \hat{L}}{\partial W_j} = \begin{cases} -\frac{1}{N} \sum_{i=1}^N \left(1 - \frac{e^{W_{y_i}^T x_i}}{\sum_{j=1}^{n_{\text{ID}}} \nu_j e^{W_j^T x_i}}\right) \nu_{y_i} x_i, j = y_i \\ -\frac{1}{N} \sum_{i=1}^N \left(-\frac{\nu_j e^{W_j^T x_i}}{\sum_{j=1}^{n_{\text{ID}}} \nu_j e^{W_j^T x_i}}\right) x_i, j \neq y_i \end{cases} \quad (5)$$

Formally, equation 5 is similar to equation 2, the selection mechanism for vector  $V$  will influence the update process of the classifier directly. We should design feasible selection mechanism for better optimization of classifiers under the constraint that only partial classifiers will be updated at each iteration. However, this straightforward method still suffer the heavy pressure from storing the whole set of classifiers. As a matter of fact, in our novel framework, we only offer limited space to store a fixed ratio of classifier/features dynamically.

### 3.3 Identity- and Instance-Based Loaders

In this subsection, we introduce the details of our dual data-loader. For convenience, we denote the batchsize as  $\mathbf{M}$ . Practically, we utilize the instance-based loader to sample  $\mathbf{M}$  images from a given face dataset randomly to get the instance batch. In the meanwhile, the identity-based loader is applied to provide identity batch by select  $\mathbf{M}$  identities randomly without replacement from the whole identities and sample two images for each identity. We divide the instance batch into two parts, with  $\mathbf{M}/2$  images for each part. For paired identity batch, we split it by face identity to form two parts with same set of face identities. We mix up the four parts to get  $I \cup III; II \cup IV$  (as illustrated in Figure 2), where  $\cup$  represents the union operation for sets.

**Feature Extraction** We take  $I \cup III$  and  $II \cup IV$  as input to Probe and Gallery Nets respectively to extract the face features and generate the identities' centers. The process can be formulated as follows:

$$\begin{aligned} P_\theta(I \cup III) &= F_p^{\text{DCP}} \oplus F_p^{-\text{DCP}} \\ G_\phi(II \cup IV) &= F_g \end{aligned} \quad (6)$$

where the Probe and Gallery Net are abbreviated as  $P_\theta$  and  $G_\phi$  with parameters denoted as  $\theta, \phi$  respectively. The symbol  $\neg$  is set to split features whose identities belong to DCP (subsection 3.4) from those not belong to DCP.  $F_g$  represent the features extracted by the Gallery Net. For each batch, we denote number of identities in DCP as  $I$  and number of identities not in DCP as  $M - I$ .

### 3.4 Dynamic Class Pool

In this subsection, we introduce the Dynamic Class Pool (DCP) as a substitute for FC layer. Inspired by Sliding Window [16] in object detection task, we can utilize a dynamic identity group that slides the whole face identities by iterations.

We called this sliding identity group as DCP, which can be regarded as a substitute of FC layer. Firstly, we define an tensor  $T$  with size of  $C \times K \times D$  which is initialized with Gaussian distribution, where  $C$  is the capacity or the number of face identities the DCP can hold,  $K$  represents the number of features belong to each identity (we set the default as  $K = 2$ ).  $D$  is equal to the dimension of the features. We store  $F_g$  in DCP and update the most outdated features of DCP using the  $F_g$  in each iteration. The updating rule is similar to least recently used (LRU)<sup>2</sup> policy which can be formulated as,

$$\begin{aligned} T[1 : C - M, :, :] &= T[M + 1 : C, :, :] \in \mathbb{R}^{(C-M) \times K \times D} \\ T[C - M + 1 : C, :, :] &= F_g \in \mathbb{R}^{M \times K \times D} \end{aligned} \quad (7)$$

For the current batch, with the update of the DCP, we obtain pseudo feature center for each identity in DCP, including the identities contained in  $II \cup IV$ . As claimed in equation 6, features from Probe Net can be divided into two types compared to DCP. One is  $F_p^{\text{DCP}}$ , the other is  $F_p^{\neg\text{DCP}}$ . For  $F_p^{\text{DCP}}$ , we can calculate its logits by the following equation,

$$P = \frac{1}{K} \sum_{i=1}^K \langle F_p^{\text{DCP}}, T[:, i, :] \rangle \in \mathbb{R}^{I \times C} \quad (8)$$

where  $\langle \cdot, \cdot \rangle$  denotes the inner product operation,  $P$  represents the logits of  $F_p^{\text{DCP}}$ . Therefore, we can formulate the Cross-Entropy loss as follows:

$$L_{\text{ce}} = -\frac{1}{I} \sum_{i=1}^I \log \frac{e^{W_{y_i}^T P_i}}{\sum_{j=1}^C e^{W_j^T P_i}}, \quad (9)$$

where  $W_j$  is the  $j$ -th classifier,  $y_i$  is the identity of  $P_i$ . For features  $F_p^{\neg\text{DCP}}$  whose IDs are not in DCP, we add a constraint to minimize the cosine similarity between  $F_p^{\neg\text{DCP}}$  and  $T$ , which can be formulated as,

$$L_{\text{cos}} = \frac{1}{M - I} \sum_{i=1}^{M-I} \varphi(F_p^{\neg\text{DCP}}, \bar{T}), \quad (10)$$

where  $\varphi$  is the operation of calculating the cosine similarity,  $\bar{T}$  represents the average operation along the axis of  $K$  in DCP. The total loss is  $L_{\text{total}} = L_{\text{ce}} + L_{\text{cos}}$ .

### 3.5 Analysis

**DCP** As shown in equation 4 and 9, the Cross-Entropy loss we utilize for DCP is similar to the loss for FC formally. With special setting of vector  $V$  in equation 3, we can represent  $L_{\text{ce}}$  in the form of equation 4. For further verification of the effect of this mechanism on the training with DCP, we provide some empirical analysis.

---

#### Algorithm 1 Update Mechanism of DCP

---

DCP:  $T \in \mathbb{R}^{C \times K \times D}$  initialized with Gaussian distribution; index for identity batch:  $t$ ; batchsize:  $M$ .

**for**  $1 \leq t \leq \frac{n_{\text{IP}}}{M}$  **do**

utilize the G-Net to extract features from  $t$ -th batch as the pseudo feature centers denoted as  $F_g$

**if**  $1 \leq t \leq \frac{C}{M}$  **then**

store  $F_g$  sequentially in those unoccupied position in DCP

**else**

update DCP as shown in equation 7

**end if**

**end for**

---

<sup>2</sup><https://www.interviewcake.com/concept/java/lru-cache>

As mentioned in subsection 3.3 and equation 7, the identities in DCP are updated in an LRU mechanism as Algorithm 3.5 shows. As Identity-Based Loader go through the dataset in terms of identities, partial components( $\frac{M}{2}$ ) of vector  $V$  can be determined by shuffling the whole face identities and taking the corresponding  $t$ -th part of it, where  $1 \leq t \leq \frac{n+1}{M}$ . When we use Identity-Based Loader, then by the setting of  $V$  and property of LRU rules, each classifier/pseudo feature center can be updated at least  $\lfloor \frac{C}{M} \rfloor$  times. This means that every classifier can have the similar chance to be optimized in our settings. DCP may have the following benefits: 1) The size of DCP is independent from magnitude of face identities, which can be far smaller than FC. Therefore the computational cost is greatly reduced; 2) The hardware especially storage occupancy of DCP is also smaller than FC and the communication cost can be reduced dramatically. These benefits are the reasons why we call our method as Faster Face Classification.

### 3.6 Experimental Details

We train our F<sup>2</sup>C on single sever with 8 Tesla V100 32G GPUs. We utilize ResNet-50 and MobileFaceNet as our backbones to evaluate the efficiency of F<sup>2</sup>C. The learning rate is initialized as 0.1 with SGD optimizer and divided by 10 at 8, 14, 17 epochs. The training is terminated at 19 epochs. The length (number of ID) of DCP is defaulted as 10% of total face identities. The batch size is 512 *i.e.*, 256 images from identity-based loader and 256 images from instance-based loader.

## 4 Experiments

In this section, we first review several benchmark datasets in face recognition area briefly. However, we do not have 10M or more than 10M face identities in public face recognition datasets. Therefore, we first evaluate the robustness of F<sup>2</sup>C in the academic datasets as well as our Private-6M dataset (6 millions identities). Then, we conduct ablation studies to evaluate the effectiveness of each module and the settings of hyper-parameters in F<sup>2</sup>C. Further, we compare F<sup>2</sup>C to related state-of-the-art methods. Finally, to better understand the efficiency of our F<sup>2</sup>C, we provide comprehensive comparisons among FC, Partial FC, and the proposed F<sup>2</sup>C.

### 4.1 Datasets.

We utilize MobileFaceNet [5] and ResNet50[12] to train F<sup>2</sup>C on Ms-Celeb-1M [10], Glint360k[1], and Private-6M, respectively. We mainly show the performances of F<sup>2</sup>C in following 9 academic datasets: LFW [13], SLFW [13], CFP [24], CALFW [43], CPLFW [42], AGEDB [21], YTF [37], IJBC [20], and MegaFace [15]. LFW is collected from the Internet which contains 13,233 images with 5,749 IDs. SLFW is similar to the LFW but the scale of SLFW is smaller than LFW. CFP collects celebrities' images including frontal and profile views. CALFW is a cross-age version of LFW. CPLFW is similar to CALFW, but CPLFW contains more pose variant images. AGEDB contains images annotated with accurate to the year, noise-free labels. YTF includes 3425 videos from YouTube with 1595 IDs. IJBC is updated from IJBB and includes 21294 images of 3531 objects. MegaFace aims at evaluating the face recognition performance at the million scale of distractors, which includes a large gallery set and a probe set. In this work, we use the Facescrub as the probe set of MegaFace as common.

Table 1: Verification results (%) on 9 face recognition benchmarks. All models are trained from scratch on both MS-Celeb-1M, Glint360k, and Private-6M. The TPR@FPR metric is used for IJBC and MegaFace.

Method	LFW	SLFW	CFP	CALFW	CPLFW	AGEDB	YTF	IJBC(1e-4)	MegaFace(1e-6)	Avg.
<b>Training on MS-Celeb-1M</b>										
FC-Mobile	99.04	98.80	96.94	94.37	88.37	96.73	97.04	92.29	90.69	94.92
F <sup>2</sup> C-Mobile	98.93	98.57	97.16	94.53	87.80	96.47	97.24	91.06	89.30	94.56
FC-R50	99.78	99.55	98.80	95.76	92.01	98.13	98.03	95.74	97.82	97.29
F <sup>2</sup> C-R50	99.50	99.45	98.46	95.58	90.58	97.83	98.16	94.91	96.74	96.80
<b>Training on Glint360k</b>										
FC-R50	99.83	99.71	99.07	95.71	93.48	98.25	97.92	96.48	98.64	97.67
F <sup>2</sup> C-R50	99.71	99.53	98.30	95.23	91.60	97.88	97.76	94.75	96.73	96.83
<b>Training on Private-6M</b>										
FC-R50	99.73	98.98	95.65	96.44	94.21	86.89	97.73	89.51	89.19	94.25
F <sup>2</sup> C-R50	99.23	97.32	94.77	97.25	91.92	87.51	96.54	90.78	87.74	93.67

### 4.2 Performance Comparisons between FC and F<sup>2</sup>C

We first evaluate the performance comparisons between FC and F<sup>2</sup>C using MS-Celeb-1M and Glint360k as training datasets. The results on 9 academic datasets are shown in Table1. Whether

we use MobileFaceNet or ResNet-50, F<sup>2</sup>C can achieve comparable performances with FC. We also provide the average performance among these datasets and demonstrate it in the last column where F<sup>2</sup>C is only lower than FC within 1%. Note that, the size of DCP is only 10% of the total face identities. To verify the effectiveness of F<sup>2</sup>C on ultra-large-scale dataset, we utilize F<sup>2</sup>C and FC to train on Private-6M and show the results on Table 1. We find that the performances of F<sup>2</sup>C are also close to FC. The domain gap between private dataset and evaluation datasets is large due to the different races and collecting environments, so the performance of training on Private-6M is not high.

Table 2: Evaluation of single or dual data loaders.

Method	Small Datasets	IJBC	MegaFace
ID.L	94.20	82.30	79.19
Ins.L	94.24	89.30	86.40
Dua.L	95.29	91.06	89.30

Table 4: Evaluation of the number of K.

Num. of K	Small Datasets	IJBC	MegaFace
1	95.19	90.75	88.31
2	95.29	91.06	89.30

Table 3: Evaluation of single net or dual nets.

Method	SmallDatasets	IJBC	MegaFace
Single Net	93.90	88.07	82.69
Dual Net	95.29	91.06	89.30

Table 5: Comparison on Private Dataset.

Method	1e-6	1e-7	Training Time.
FC	99.76	99.42	<b>33.5 days/5 epochs</b>
F <sup>2</sup> C	99.56	98.54	<b>20.5 days/5 epochs</b>

### 4.3 Ablation Studies

We conduct ablation studies of hyper parameters and settings of F<sup>2</sup>C. Here we demonstrate the experiments on MS-Celeb-1M using MobileFaceNet by default and append the results of ReseNet-50 in our supplementary materials.

**Single Loader or Dual Loaders?** As mentioned in methodology section, dual loaders can improve the update efficiency of DCP. To evaluate the influence of loaders in F<sup>2</sup>C, we utilize MobileFaceNet to train with different combinations of identity- and instance-based loaders and show the results in Table 2. The Small Datasets represent LFW, SLFW, CFP, CALFW, CPLFW, AGEDB, and YTF in this subsection. We show the average accuracy on Small Datasets. Training with instance-based loader or identity-based loader can obtain comparable results on small datasets. Instance-based loader outperforms identity-based loader on IJBC and MegaFace by a large margin. It could be explained that only using identity loader can not ensure all the images are sampled. Using dual data loaders can improve the performance compared with using each single loader obviously, which is consistent to our analysis. *Note that, to make fair comparison, the results are obtained with the same number of samples fed into model, not with the same number of epoch.*

**Single Net or Dual Nets?** Inspired by MOCO[11], we utilize twin backbones to generate the identities’ centers and extract the face features, respectively. But we intend to reduce the training cost further, so we compare the performance of single net to dual nets in Table 3. The dual nets performs better than single net on all the datasets, which illustrates only using single net may fall into the trivial solution as said in Semi-Siamese Training[8].

**Exploring the Influence of K in DCP.** The K represents the number of the features belonging to each identity. We evaluate the K=1 and K=2 in Table 4. As the features in DCP represent the category centers, an intuitive sense is that a larger K can provide more reliable center estimation. The experiments results also support our intuition. However we must make a trade-off between performance and storage. A larger K means better performance at the cost of GPU memory and communication among servers. Therefore, we set K=2 in DCP by default.

**Comparison on Private Dataset.** To evaluate the effectiveness of F<sup>2</sup>C in real-world face recognition, we use Private-6M as training set and compare the results of F<sup>2</sup>C to FC on private dataset. As shown in Table5. We find that F<sup>2</sup>C achieved the comparable verification (1e-6, 1e-7) results while reducing the training time significantly compared to FC. Note that, the results in Table5 are obtained by ResNet50.

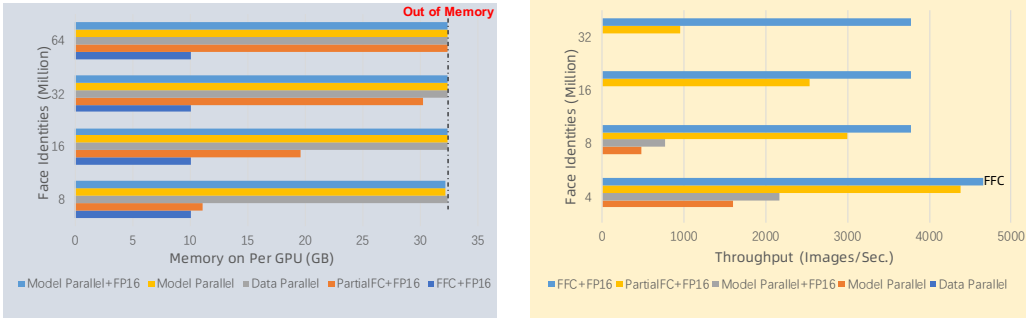
**Comparisons with SOTA Methods.** We compare our F<sup>2</sup>C to other 6 state-of-the-art methods and show the results in Table 6. We can observe that F<sup>2</sup>C outperforms lower-boundary, N-pair, Multi-similarity, and TCP by a large margin, especially on IJBC and MegaFace datasets. As claimed in VFC [17], Upper-boundary represents training with normal FC using the 100% face identities. F<sup>2</sup>C has a little degradation of performance than upper-boundary. It can also achieve comparable results



Table 6: Comparisons to state-of-the-art methods. To make fair comparison, Partial-FC, VFC and  $F^2C$  only use 1% of identities of MS-Celeb-1M for training. Note that, only the results of MegaFace are identification performances (Rank1@10<sup>6</sup>), others are verification performances. The lower-boundary results are excerpted from VFC paper. The upper-boundary results are reproduced by us.

Method	CALFW	CPLFW	SLFW	YTF	CFP	IJBC(1e-4)	MegaFace
lower-boundary	87.43	75.45	93.52	93.78	91.66	65.19	79.28
upper-boundary	95.75	90.85	99.55	97.76	98.39	95.48	97.56
N-pair[26]	87.32	72.80	92.28	92.62	-	61.75	82.56
Multi-similarity[36]	85.40	73.60	91.03	92.76	-	57.82	76.88
TCP[19]	88.05	76.00	93.23	93.92	93.27	43.58	88.18
Partial-FC[1]	95.38	89.85	99.33	97.72	97.79	94.61	94.89
VFC[17]	91.93	79.00	96.23	95.08	95.77	70.12	93.18
$F^2C$	95.07	88.77	98.93	98.03	98.19	92.31	94.25

with Partial-FC, but Partial-FC requires hardware space to store the total identities’ centers while VFC doesn’t. However the performance of VFC drops obviously compared to  $F^2C$ .



(a) Comparison of GPU memory Occupancy (GB).

(b) Comparisons of Throughput (Images/Sec.).

Figure 3: Visualizations of the hardware resource occupancy of different training methods.

**Visualizations of Resource Cost and Training Efficiency.** The GPU memory occupancy and throughput are two crucial factors to evaluate the practicability of a method in distributed parallel training. To better understand the efficiency of  $F^2C$ , Figure 3 visualizes the GPU memory occupancy and throughput of  $F^2C$  and other training methods. The results are obtained on a 8 V100 32G GPUs. GPU memory occupancy is illustrated in Figure 3(a), Data Parallel and Model Parallel are out-of-memory (OOM) when the identities reach to 16 millions. The memory of Partial-FC increases with growth of the identities and it also OOM when the identities reach to 32 millions. Besides, we show the throughput comparisons in Figure 3(b), only  $F^2C$  can keep the high-level throughput among different number of identities. Therefore, the proposed  $F^2C$  is practical in ultra-large-scale face recognition task.

## 5 Conclusion

We explore an efficient approach  $F^2C$  to accelerate the training speed and reduce the hardware cost of ultra-large-scale face datasets without obvious performance degradation. Specifically,  $F^2C$  includes two crucial modules, named dual data-loader (identity- and instance-based loaders) and Dynamic Class Pool (DCP). The dual data-loader aims to improve the update efficiency of identities’ centers, which is important for solving delay updating problem of rare identities’ centers. DCP is a substitute for FC layer and its size is much smaller than FC, which can reduce the training time and hardware cost greatly. Based on our sufficient explorations and fair comparisons,  $F^2C$  can achieve comparable results with normal-FC method and outperform most related works obviously. By visualization of resource cost and training efficiency,  $F^2C$  obtains the lowest GPU memory occupancy and highest training efficiency when compared to other methods. It shows  $F^2C$  can be easily deployed in GPU cluster for ultra-large-scale classification tasks. We will provide more comparisons and analysis in supplementary materials and go deeper for ultra-large-scale classification tasks.

## References

- [1] An, X., Zhu, X., Xiao, Y., Wu, L., Zhang, M., Gao, Y., Qin, B., Zhang, D., Fu, Y.: Partial fc: Training 10 million identities on a single machine. arXiv preprint arXiv:2010.05222 (2020)
- [2] Bansal, A., Nanduri, A., Castillo, C.D., Ranjan, R., Chellappa, R.: Umdfaces: An annotated face dataset for training deep networks. In: 2017 IEEE international joint conference on biometrics (IJCB). pp. 464–473. IEEE (2017)
- [3] Cao, Q., Shen, L., Xie, W., Parkhi, O.M., Zisserman, A.: Vggface2: A dataset for recognising faces across pose and age. In: 2018 13th IEEE International Conference on Automatic Face Gesture Recognition (FG 2018). pp. 67–74 (2018). <https://doi.org/10.1109/FG.2018.00020>
- [4] Chen, S., Liu, Y., Gao, X., Han, Z.: Mobilefacenet: Efficient cnns for accurate real-time face verification on mobile devices. In: Chinese Conference on Biometric Recognition. pp. 428–438. Springer (2018)
- [5] Chen, S., Liu, Y., Gao, X., Han, Z.: Mobilefacenet: Efficient cnns for accurate real-time face verification on mobile devices. vol. abs/1804.07573 (2018), <http://arxiv.org/abs/1804.07573>
- [6] Deng, J., Guo, J., Xue, N., Zafeiriou, S.: Arcface: Additive angular margin loss for deep face recognition. In: Proceedings of the IEEE Conference on Computer Vision and Pattern Recognition. pp. 4690–4699 (2019)
- [7] Deng, J., Zhou, Y., Zafeiriou, S.: Marginal loss for deep face recognition. In: Proceedings of the IEEE Conference on Computer Vision and Pattern Recognition Workshops. pp. 60–68 (2017)
- [8] Du, H., Shi, H., Liu, Y., Wang, J., Lei, Z., Zeng, D., Mei, T.: Semi-siamese training for shallow face learning. In: European Conference on Computer Vision. pp. 36–53. Springer (2020)
- [9] Goodman, J.: Classes for fast maximum entropy training. In: 2001 IEEE International Conference on Acoustics, Speech, and Signal Processing. Proceedings (Cat. No. 01CH37221). vol. 1, pp. 561–564. IEEE (2001)
- [10] Guo, Y., Zhang, L., Hu, Y., He, X., Gao, J.: Ms-celeb-1m: A dataset and benchmark for large-scale face recognition. In: European conference on computer vision. pp. 87–102. Springer (2016)
- [11] He, K., Fan, H., Wu, Y., Xie, S., Girshick, R.: Momentum contrast for unsupervised visual representation learning. In: Proceedings of the IEEE/CVF Conference on Computer Vision and Pattern Recognition. pp. 9729–9738 (2020)
- [12] He, K., Zhang, X., Ren, S., Sun, J.: Deep residual learning for image recognition. In: Proceedings of the IEEE conference on computer vision and pattern recognition. pp. 770–778 (2016)
- [13] Huang, G.B., Mattar, M., Berg, T., Learned-Miller, E.: Labeled faces in the wild: A database for studying face recognition in unconstrained environments. In: Workshop on faces in 'Real-Life' Images: detection, alignment, and recognition (2008)
- [14] Kang, B.N., Kim, Y., Kim, D.: Pairwise relational networks for face recognition. In: Proceedings of the European Conference on Computer Vision (ECCV). pp. 628–645 (2018)
- [15] Kemelmacher-Shlizerman, I., Seitz, S.M., Miller, D., Brossard, E.: The megaface benchmark: 1 million faces for recognition at scale. In: Proceedings of the IEEE Conference on Computer Vision and Pattern Recognition. pp. 4873–4882 (2016)
- [16] Lampert, C.H., Blaschko, M.B., Hofmann, T.: Beyond sliding windows: Object localization by efficient subwindow search. In: 2008 IEEE conference on computer vision and pattern recognition. pp. 1–8. IEEE (2008)
- [17] Li, P., BiaoWang, L.Z.: Virtual fully-connected layer: Training a large-scale face recognition dataset with limited computational resources
- [18] Liu, W., Wen, Y., Yu, Z., Li, M., Raj, B., Song, L.: Sphreface: Deep hypersphere embedding for face recognition. In: Proceedings of the IEEE conference on computer vision and pattern recognition. pp. 212–220 (2017)
- [19] Liu, Y., Song, G., Shao, J., Jin, X., Wang, X.: Transductive centroid projection for semi-supervised large-scale recognition. In: Proceedings of the European Conference on Computer Vision (ECCV). pp. 70–86 (2018)
- [20] Maze, B., Adams, J., Duncan, J.A., Kalka, N., Miller, T., Otto, C., Jain, A.K., Niggel, W.T., Anderson, J., Cheney, J., et al.: Iarpa janus benchmark-c: Face dataset and protocol. In: 2018 International Conference on Biometrics (ICB). pp. 158–165. IEEE (2018)
- [21] Moschoglou, S., Papaioannou, A., Sagonas, C., Deng, J., Kotsia, I., Zafeiriou, S.: Agedb: the first manually collected, in-the-wild age database. In: Proceedings of the IEEE Conference on Computer Vision and Pattern Recognition Workshops. pp. 51–59 (2017)

- [22] Parkhi, O.M., Vedaldi, A., Zisserman, A.: Deep face recognition. In: British Machine Vision Conference (2015)
- [23] Schroff, F., Kalenichenko, D., Philbin, J.: Facenet: A unified embedding for face recognition and clustering. In: Proceedings of the IEEE conference on computer vision and pattern recognition. pp. 815–823 (2015)
- [24] Sengupta, S., Chen, J., Castillo, C., Patel, V.M., Chellappa, R., Jacobs, D.W.: Frontal to profile face verification in the wild. In: 2016 IEEE Winter Conference on Applications of Computer Vision (WACV). pp. 1–9 (2016). <https://doi.org/10.1109/WACV.2016.7477558>
- [25] Simonyan, K., Zisserman, A.: Very deep convolutional networks for large-scale image recognition. arXiv preprint arXiv:1409.1556 (2014)
- [26] Sohn, K.: Improved deep metric learning with multi-class n-pair loss objective. In: Proceedings of the 30th International Conference on Neural Information Processing Systems. pp. 1857–1865 (2016)
- [27] Sun, Y., Wang, X., Tang, X.: Deeply learned face representations are sparse, selective, and robust. In: Proceedings of the IEEE conference on computer vision and pattern recognition. pp. 2892–2900 (2015)
- [28] Szegedy, C., Liu, W., Jia, Y., Sermanet, P., Reed, S., Anguelov, D., Erhan, D., Vanhoucke, V., Rabinovich, A.: Going deeper with convolutions. In: Proceedings of the IEEE conference on computer vision and pattern recognition. pp. 1–9 (2015)
- [29] Wang, F., Chen, L., Li, C., Huang, S., Chen, Y., Qian, C., Loy, C.C.: The devil of face recognition is in the noise. In: Proceedings of the European Conference on Computer Vision (ECCV). pp. 765–780 (2018)
- [30] Wang, F., Jiang, M., Qian, C., Yang, S., Li, C., Zhang, H., Wang, X., Tang, X.: Residual attention network for image classification. In: Proceedings of the IEEE conference on computer vision and pattern recognition. pp. 3156–3164 (2017)
- [31] Wang, F., Cheng, J., Liu, W., Liu, H.: Additive margin softmax for face verification. *IEEE Signal Processing Letters* **25**(7), 926–930 (2018)
- [32] Wang, X., Wang, S., Chi, C., Zhang, S., Mei, T.: Loss function search for face recognition. In: International Conference on Machine Learning. pp. 10029–10038. PMLR (2020)
- [33] Wang, X., Wang, S., Wang, J., Shi, H., Mei, T.: Co-mining: Deep face recognition with noisy labels. In: Proceedings of the IEEE/CVF International Conference on Computer Vision. pp. 9358–9367 (2019)
- [34] Wang, X., Wang, S., Zhang, S., Fu, T., Shi, H., Mei, T.: Support vector guided softmax loss for face recognition. arXiv preprint arXiv:1812.11317 (2018)
- [35] Wang, X., Zhang, S., Lei, Z., Liu, S., Guo, X., Li, S.Z.: Ensemble soft-margin softmax loss for image classification. arXiv preprint arXiv:1805.03922 (2018)
- [36] Wang, X., Han, X., Huang, W., Dong, D., Scott, M.R.: Multi-similarity loss with general pair weighting for deep metric learning. In: Proceedings of the IEEE/CVF Conference on Computer Vision and Pattern Recognition. pp. 5022–5030 (2019)
- [37] Wolf, L., Hassner, T., Maoz, I.: Face recognition in unconstrained videos with matched background similarity. In: CVPR 2011. pp. 529–534. IEEE (2011)
- [38] Yang, S., Luo, P., Loy, C.C., Tang, X.: Wider face: A face detection benchmark. In: Proceedings of the IEEE conference on computer vision and pattern recognition. pp. 5525–5533 (2016)
- [39] Yang, Y., Liao, S., Lei, Z., Li, S.Z.: Large scale similarity learning using similar pairs for person verification. In: Thirtieth AAAI conference on artificial intelligence (2016)
- [40] Yi, D., Lei, Z., Liao, S., Li, S.Z.: Learning face representation from scratch. arXiv preprint arXiv:1411.7923 (2014)
- [41] Zhang, X., Yang, L., Yan, J., Lin, D.: Accelerated training for massive classification via dynamic class selection. In: Proceedings of the AAAI Conference on Artificial Intelligence. vol. 32 (2018)
- [42] Zheng, T., Deng, W.: Cross-pose lfw: A database for studying cross-pose face recognition in unconstrained environments. Beijing University of Posts and Telecommunications, Tech. Rep **5** (2018)
- [43] Zheng, T., Deng, W., Hu, J.: Cross-age lfw: A database for studying cross-age face recognition in unconstrained environments. arXiv preprint arXiv:1708.08197 (2017)
- [44] Zhu, Z., Huang, G., Deng, J., Ye, Y., Huang, J., Chen, X., Zhu, J., Yang, T., Lu, J., Du, D., et al.: Webface260m: A benchmark unveiling the power of million-scale deep face recognition. arXiv preprint arXiv:2103.04098 (2021)

## 6 Appendix

To provide more specific analysis of our proposed F<sup>2</sup>C, we introduce why we design F<sup>2</sup>C and more ablation studies in appendix section.

### 6.1 Why Dual Data-Loaders

As mentioned in our manuscript, we design dual data-loader to improve the update efficiency of DCP parameters. We analyze the different influences between identity-based and instance-based loaders as follows. Let  $M$  denote batch size,  $n_{ID}$  be the total number of identities given the dataset,  $k_{min}$  ( $k_{max}$ ) as the minimum (maximum) number of images for one person in the dataset,  $\bar{k}$  be the average number of images per identity. Here the shape of DCP mentioned in the main paper is  $C \times K \times D$ .  $C$  is the size of DCP.  $D$  represents feature dimension. The total images of given dataset can be denoted as  $\bar{k}n_{ID}$ . We use the number of iterations to count the update speed.

- If we only use instance-based loader, the update speed of identities' centers  $\in [\frac{\bar{k}n_{ID}}{Mk_{max}}, \frac{\bar{k}n_{ID}}{Mk_{min}}]$ . So only using instance-based loader may lead to following problems. 1. If the number of identities is very imbalanced, the update speed of the identities' centers that have rare number of images is too slow. 2. If we sample  $M$  images that belong to  $M$  different identities, the DCP may have no positive samples for this iteration. In this case, cross entropy, which is crucial for classification, cannot be calculated.
- If we only use identity-based loader, we can obtain the fastest update speed ( $\frac{n_{ID}}{M}$ ) of each identity. However, identity-based loader re-sample identities that have rare number of images too many times, so it needs to use about  $\frac{k_{max}}{k_{min}}$  times more iterations than instance-based loader to sample all images from the dataset. Further, the sample probabilities for each instance of identities with rich intra-class images are too low, the identity-based loader can not sample plenty of intra-class images during the training phase.
- Using the dual data-loader can inherit the benefits from instance-based and identity-based loaders. First, dual data-loader provides appropriate ratios between positive and negative images, which is very important for face recognition. Second, dual data-loader keeps high update efficiency (speed) of identities' centers and various intra-class images.

### 6.2 Exploring the influence of ratios between dual data-loader.

We set the ratio of the size between instance-based and identity-based loaders as 1:1 by default. To further explore the influence of the ratios within dual data-loader, we show the experiments in Table 7. We utilize ResNet-50 as backbone to train MS-Celeb-1M dataset. We find that the default ratio within dual data-loader achieves the highest results on most datasets, especially on challenging IJBC and MegaFace.

Table 7: Evaluation the ratios between dual data-loader. All models are trained on MS-Celeb-1M using ResNet-50. The TPR@FPR metric is used for IJBC and MegaFace.

Ins.L	ID.L	AGEDB	LFW	CALFW	CPLFW	SLFW	YTF	CFP	IJBC(1e-4)	MegaFace(1e-6)
0	1	97.40	99.77	95.22	89.75	99.18	97.92	98.20	91.75	93.65
1	0	96.60	99.68	94.67	88.17	98.92	97.15	97.41	92.06	92.74
1	1	<b>97.83</b>	99.50	<b>95.58</b>	<b>90.58</b>	99.45	<b>98.16</b>	<b>98.46</b>	<b>94.91</b>	<b>96.74</b>
2	1	97.87	<b>99.88</b>	90.33	90.33	<b>99.57</b>	97.80	98.30	94.21	96.43
1	2	96.97	99.75	88.32	88.32	98.93	97.72	97.80	90.80	90.56

### 6.3 The specific update strategy of DCP

We introduce the Dynamic Class Pool (DCP) as a substitute for FC layer. For clarity, the pseudocode of DCP is described in Algorithm 2.

---

**Algorithm 2** DCP: PyTorch-like Pseudocode

---

```
# p_data: input to probe net
# g_data: input to gallery net
# lru: least recently used cache-algorithm.
# dcp: dynamic class pool, shape is 2 * pool_size * feat_dim
# add_margin: implements forward methods of AM, Arc, MV etc.
def forward(p_data, g_data, probe_label, gallery_label):
    mask = torch.zeros(pool_size, 1)
    p = probe_net(p_data) # get probe features
    with torch.no_grad(): # no gradient to gallery
        momentum_update_gallery() # update the gallery net
    g = gallery_net(g_data) # get gallery features.
    rows = [] # determine the position in dcp
    cols = [] # determine the position in dcp
    ones_idx = set([])
    queue_position_dict = {}
    for i in range(pool_size):
        queue_position_dict[i] = 0
    for i, gl in enumerate(gallery_label):
        if gl not in lru:
            idx = lru.get(gl)
            rows.append(0)
            cols.append(idx)
            queue_position_dict[idx] = 1
        else:
            idx = lru.get(gl)
            rows.append(queue_position_dict[idx])
            cols.append(idx)
            ones_idx.add(idx)
            queue_position_dict[idx] = (queue_position_dict[idx] + 1) % 2
    r = torch.LongTensor(rows).cuda(g.device)
    c = torch.LongTensor(cols).cuda(g.device)
    with torch.no_grad():
        dcp[r, c] = g # gallery features are used as class center.
    fake_labels = [] # dynamically decide probe label
    for pl in probe_label:
        fake_labels.append(lru.view(pl))
    label = torch.LongTensor(fake_labels).cuda(p.device)
    cos_theta1 = F.linear(p, dcp[0])
    mask_idx = torch.LongTensor(list(ones_idx))
    mask[mask_idx, 0] = 1
    with torch.no_grad():
        weight = mask * dcp[1] + (1 - mask) * dcp[0]
    cos_theta2 = F.linear(p, weight)
    loss = add_margin(cos_theta1, label) + add_margin(cos_theta2, label)
    return loss
```

---

**Notes:** Both `lru.view` and `lru.get` will return the oldest position if `lru` is full or new empty position when the cache is not full. The difference is `lru.view` won't change the internal state of `lru` while the latter changes. It's used to decide the position that gallery features will be placed to.

## 6.4 Ablation Studies using ResNet-50

As mentioned in our manuscript, we append the ablation studies using ResNet-50 as backbone. The results are shown in Table 8, Table 9 and Table 10, respectively. Using dual data-loader and dual nets obtains the highest performance on all datasets. Our experiments of K prove that the larger K can provide more reliable center estimation than smaller one.

Table 8: Comparison of single or dual data loaders.

Method	Small Datasets	IJBC	MegaFace
ID.L	96.70	91.75	93.65
Ins.L	96.08	92.06	92.74
Dua.L	<b>97.07</b>	<b>94.91</b>	<b>96.74</b>

Table 9: Comparison of single net or dual nets.

Method	SmallDatasets	IJBC	MegaFace
Single Net	95.55	92.26	92.98
Dual Net	<b>97.07</b>	<b>94.91</b>	<b>96.74</b>

Table 10: Comparison of the number of K.

Num. of K	Small Datasets	IJBC	MegaFace
1	96.58	94.38	96.49
2	<b>97.07</b>	<b>94.91</b>	<b>96.74</b>