

Distributionally Robust Surrogate Optimal Control for High-Dimensional Systems

Aaron Kandel, Saehong Park, and Scott J. Moura

Abstract—This paper presents a novel methodology for tractably solving optimal control problems for high-dimensional systems. This work is motivated by the ongoing challenge of computational complexity and optimality in high-dimensional non-convex optimal control. We address these key challenges with the following approach. First, we identify a surrogate modeling methodology which takes as input the initial state and a time series of control inputs, and outputs an approximation of the objective function and constraint functions. Importantly this approach entirely absorbs the individual state transition dynamics. Additionally, the dependence on the initial state means we can apply dimensionality reduction to compress this variable while retaining most of its information. Uncertainty in the surrogate objective may affect the result optimality. Critically, however, uncertainty in the surrogate constraint functions could lead to infeasibility, i.e. unsafe actions. Therefore, we apply Wasserstein ambiguity sets to “robustify” our surrogate modeling approach subject to worst-case out-of-sample modeling error based on the distribution of test data residuals. We demonstrate the efficacy of this combined approach through a case study of safe optimal fast charging of a high-dimensional lithium-ion battery model at low temperatures.

Index Terms—Optimal control, robust optimization, large-scale control, nonlinear control, data science, lithium-ion battery, fast charging

I. INTRODUCTION

THIS paper presents a novel data-driven method for robust optimal control of high-dimensional dynamical systems.

Optimal control faces unique challenges related to guaranteeing optimality and computational efficiency [1]. These challenges are generally exacerbated when the dynamical system in question is a large-scale system, a classification based on the cardinality of state variables n ($x \in \mathbb{R}^n$) being high (i.e. $n > 10^2$ or 10^3).

In this work, we introduce a simple algorithmic framework which utilizes (i) neural function approximation, (ii) dimensionality reduction, and (iii) distributionally robust optimization (DRO) to obtain computationally tractable optimal control for large-scale nonlinear optimal control problems. This contribution is important, considering that the majority of real-life dynamical systems (i.e. heat transfer, fluid dynamics,

etc...) are inherently large-scale. This is partially a result of their representation with partial differential equations (PDEs), which when solved numerically are frequently represented with numerous state variables [2]. Often, model-order reduction is applied to generate a “control-oriented” dynamical model when the true underlying system is complex and large-scale [3]. However, reductions can refute our ability to observe fundamental insights from our optimal control solution [4]. Reductions can also compromise the capability of maximizing the performance of the control policy. Hence, methods which enable control of the original large-scale system are important, but typically pose significant challenges.

Fortunately, the literature presents some methods for large-scale optimal control. Besides use of specialized and case-specific heuristics, these generally include (i) control vector parameterization (CVP), (ii) approximate dynamic programming (ADP), (iii) pseudospectral optimal control, and (iv) variational calculus and Pontryagin methods [5], [6]. Each possess relevant strengths and shortcomings.

Control vector parameterization is perhaps the most commonly used approach for large-scale problems in applications (see e.g. [7]). In CVP, the control input is represented and manipulated in reduced, discretized form. For instance, the control input can be defined using a zero-order hold over long timesteps, or as a polynomial whose coefficients we optimize. The principal advantage of CVP is it reduces the number of decision variables in the optimization problem. By mitigating computation, CVP becomes a strong candidate approach for large-scale problems, and more generally for problems characterized by nonconvex search spaces. For instance, CVP has been used to reduce the complexity of highly non-convex but relatively small-scale problems [8]. Nonetheless, for large-scale control CVP has been shown to yield useful results [7], [9]. While CVP possesses strong advantages for many diverse optimal control problems, its drawbacks are numerous. CVP has been used to yield insights to the nature of the true solution of optimal control problems. However, its simplification of the problem compromises optimality. Furthermore, for large-scale problems CVP only addresses one source of computational cost, namely the effects from the cardinality of the control input. Other sources of computational expense (i.e. simulation, numerical optimization) can still prohibit tractable solution of the optimal control problem. This may necessitate use of other approaches if cardinality of the control input is not the most significant source of computation for the problem.

Another approach which addresses some of the challenges of CVP is *approximate dynamic programming* (ADP). For simple problems, tabular dynamic programming methods comprise

This work has been submitted to the IEEE for possible publication. Copyright may be transferred without notice, after which this version may no longer be accessible. This work was supported by LG Chem Ltd., NSF CAREER Grant #1847177, and in part by a National Science Foundation Graduate Research Fellowship.

Aaron Kandel is affiliated with the Department of Mechanical Engineering at the University of California, Berkeley, Berkeley, CA 94709 USA (e-mail: aaronkandel@berkeley.edu).

Saehong Park and Scott Moura are affiliated with the Department of Civil and Environmental Engineering at the University of California, Berkeley, Berkeley, CA 94709 USA (e-mail: {sspark, smoura}@berkeley.edu).

a set of powerful tools to derive optimal policies. However, the inherent curse of dimensionality prohibits their application to larger, more complex control problems [10]. Approximate dynamic programming replaces the representation of relevant tabular variables with continuous function approximators [11]. By replacing tables with function approximators (i.e. radial basis functions, deep neural networks), the poor memory scalability inherent to the tabular methods becomes inconsequential. The three biggest shortcomings of ADP relate to feasibility, optimality, and computation. ADP often requires constraints to be encoded as auxiliary penalties to the principal objective function [12]. Weighting these penalties requires tuning the objective function carefully. More importantly, however, actor-critic algorithms must learn behavior through exploration. For constrained problems, this explicitly requires *violating* constraints [13]. Moreover, ADP loses guarantees of converging to an optimal policy when the problem is complex (i.e. *not* linear-quadratic). Furthermore, for large-scale nonlinear problems, ADP can require a large number of iterations to converge to a usable control policy [11].

In many ways, ADP comprises a form of surrogate optimization. Historically, surrogate optimization models typically map decision variables directly to a parametric approximation of the objective function. In the past, surrogate optimization has been popular in aerospace applications, where complex high-dimensional physics-based models frequently underlie typical optimization problems [14], [15]. The parameters of the objective function mapping are fit by evaluating samples from the original problem formulation. The most popular way to fit the surrogate objective is called efficient global optimization (EGO). EGO is an adaptive sampling regime which is guaranteed to yield a specific surrogate optimization model with bounded modeling error under certain conditions [16]. EGO can work for simple control problems [17], however for large-scale problems the parameterization of the surrogate model and the required sampling depth become intractable quickly. In the context of optimal control, surrogate models have also been used to approximate state-transition dynamics directly [18], [19]. This application underpins the extensive modern research activity on model-based reinforcement learning [20], [21]. For large-scale systems, such models are ostensibly impractical again due to the expansive parameterizations which would be required to represent state-transition dynamics.

Based on this discussion, it is clear that while existing methods possess strengths in solving large-scale optimal control problems, there is clear area for further development. The objective of this paper is to present an algorithmic framework which addresses the following critical, unanswered questions:

- 1) *How can robust feasibility be guaranteed when relying on function approximation or surrogate models of the constraint functions?* Current approximate methods encode safety constraints within an augmented cost function [12]. Given we learn the value function through exploration, this method is *not* robust. Recent work in safe reinforcement learning has presented methods which seek to address this challenge [22]–[26]. However, violation of constraints must generally occur to some degree before the controller can learn how to act in a safe

way. Furthermore, methods which depend on surrogate dynamical models are susceptible to modeling drift and modeling errors, both of which can affect safety [20].

- 2) *Can surrogate models be modified for general-purpose use for optimal control of large-scale dynamical systems?* Past work on surrogate modeling and optimal control is generally relegated to more simple small-scale control problems [17]. Even for such problems, this work has yet to devote significant analysis to feasibility in the face of modeling error. Model-based reinforcement learning has made greater strides in addressing this question, but popular methods are not designed for complex large-scale dynamical systems [20], [27]–[29]. ADP, a form of surrogate modeling, is more conducive for large-scale problems, however challenges with feasibility, optimality, and computation persist [10], [12]. Overall, none of these methods are truly generalizable.

We answer these questions by introducing the following algorithmic framework. First, we define neural network surrogates which map a reduced state representation and a finite time series of control inputs to an approximation of the objective function. Classic approaches for constraint enforcement require augmenting the objective function with penalties [12]. This can require significant tuning, and as previously discussed can significantly compromise feasibility and optimality. Instead, we develop auxiliary surrogate models which predict time series of the constraint functions using the same reduced input data. For optimal control problems with a short time horizon, we obtain approximate solutions by optimizing the models a single time. However, for optimal control problems on longer time horizons, we apply these surrogates within a receding horizon control framework. By representing these models as neural networks, we can facilitate their optimization using analytic expressions for their input-output gradients. This avoids the need for computationally inefficient numerical gradient calculations [30]. By absorbing the dynamics of the individual state transitions into the prediction of the surrogate models, we eliminate modeling drift.

By leveraging surrogate models, we introduce modeling error in both the objective function and constraints. While objective uncertainty may affect optimality, uncertainty in the constraint functions can mean the difference between safe control and critically unsafe behavior. Therefore, this work accommodates uncertainty in the constraints via distributionally robust chance constraints (DRCC). Specifically, we reformulate safety constraints as chance constraints that encode distributions of modeling error computed from testing data. We apply Wasserstein ambiguity sets to further bolster the robustness of our approach. The Wasserstein metric is a distance measure in the space of probability distributions. It encodes the minimum amount of energy required to redistribute mass from one distribution to another via uniform perturbation, hence its popular moniker “earth mover’s distance” [29]. The Wasserstein measure is distinguished from other probabilistic distances in that it is symmetric between two distributions, makes no assumptions on the shape of the distributions, and importantly provides an “out-of-sample” safety guarantee [31].

This means when used for DRCCs, we can probabilistically guarantee adherence to constraints even when our surrogate models encounter new data and experience. These features strongly differentiate Wasserstein ambiguity sets from other DRO approaches which rely on moment-based methods or ϕ -divergence [32]. The DRCCs are implemented into an online optimization algorithm applied within a receding horizon control framework.

To evaluate the efficacy of the algorithm, we solve the safe-fast charging problem for a high-dimensional lithium-ion battery model at low temperatures. Lithium-ion battery fast charging is currently an active research area in the energy systems and controls literature. Significant challenges can arise in this problem from using reduced-order models [33]. If we leverage full order electrochemical battery models, then we benefit from more granular electrochemical information to safely operate the cell farther towards the boundary of its safe operating conditions [23]. This increases the performance of the resulting charge/discharge cycle, but requires that we strictly adhere to safety constraints. Violation of some electrochemical constraints leads to rapid aging and potential catastrophic cell failure. Consequently, the fast charging problem presents a relevant safety-critical challenge to our proposed algorithm. Historically, fast charging has been explored with reduced order models due to the nonlinearity and computational complexity of simulating the full-order model. By demonstrating that our surrogate optimal control algorithm can yield interesting charge cycles based on the full-order electrochemical model in real time, we validate its use for large-scale nonlinear optimal control problems. Furthermore by showing that the results adhere to safety constraints, we validate the safety guarantees of our algorithm's DRO framework. We compare the control results to those obtained with a reduced single particle model to demonstrate computational scalability.

The results in this paper comprise a significant extension of our previous work in [34]. These extensions include (i) a comprehensive novel case study using a full-order electrochemical battery model, including a computational comparison to control using a reduced order model; (ii) the use of Wasserstein ambiguity sets instead of more limited ϕ -divergence; and (iii) an analysis of using analytic gradients during optimization.

II. PROBLEM FORMULATION

A. Optimal Control Problem Formulation

This paper considers the following optimal control problem statement, cast in discrete time:

$$\min \sum_{k=0}^N J_k(x_k, u_k) \quad (1)$$

$$\text{subject to: } x_{k+1} = f(x_k, u_k) \quad (2)$$

$$g(x_k, u_k) \leq 0 \quad (3)$$

$$h(x_k, u_k) = 0 \quad (4)$$

$$x_0 = x(0) \quad (5)$$

where k is the current time and N is the final time; $x_k \in \mathbb{R}^n$ is the state vector at time k ; $u_k \in \mathbb{R}^p$ is the control input vector; $J_k(x_k, u_k) : \mathbb{R}^n \times \mathbb{R}^p \rightarrow \mathbb{R}$ is the stage cost function at time

k ; $f(x_k, u_k) : \mathbb{R}^n \times \mathbb{R}^p \rightarrow \mathbb{R}^n$ represents the system dynamics; $g(x_k, u_k) : \mathbb{R}^n \times \mathbb{R}^p \rightarrow \mathbb{R}^m$ represents inequality constraints; and $h(x_k, u_k) : \mathbb{R}^n \times \mathbb{R}^p \rightarrow \mathbb{R}^\ell$ represents equality constraints. In this paper, we are particularly interested in problems where the cardinality of x is high, i.e. $n > 10^2, 10^3$, or more.

B. Surrogate Modeling Approach

Our objective is to simplify the computation required to solve (1)-(5) when the model is high-dimensional.

Within the context of optimal control, surrogate models have been applied to represent state transition dynamics directly [18], [19]. Direct approximation of state transition dynamics is not ideal for large-scale dynamical systems, where the large cardinality of state variables would require function approximators with intractable parameterizations. This paper proposes using a modified finite-time surrogate modeling approach which takes the following form:

$$\min \mathcal{J}(x_0, U) \quad (6)$$

$$\text{subject to: } \max(\mathcal{G}_i(x_0, U)) \leq 0 \forall i = 1, \dots, m \quad (7)$$

The surrogate model \mathcal{J} absorbs the state transition dynamics by mapping the initial state x_0 and time series of control inputs $U = [u(0), \dots, u(N)]$ directly to an approximation of the objective function given in (1). In set notation $\mathcal{J}(\cdot, \cdot) : \mathbb{R}^n \times \mathbb{R}^{p \times (N+1)} \rightarrow \mathbb{R}$. Likewise, the surrogate constraint functions $\mathcal{G}_i : \mathbb{R}^n \times \mathbb{R}^{p \times (N+1)} \rightarrow \mathbb{R}^{(N+1)}$ take the same inputs and output a time series of the relevant constraint function value for each of $i = 1, \dots, m$ inequality constraints. Since the output of \mathcal{G}_i is a time series of $g(x_k, u_k)$, we can simply optimize subject to the maximum element in this time series, for all constraints indexed by i . Importantly, the constraint surrogates only model the most relevant information in time series format. State variables that do not pertain to constraints in the optimization problem are disregarded by the surrogate models. Furthermore, by outputting an entire time series, we avoid the possibility of modeling drift inherent to a surrogate which predicts individual state transitions across a single time step [20].

For a model predictive control application, the optimal control problem in (6)-(7) becomes:

$$\min \mathcal{J}(x_k, U_{k:k+N}) \quad (8)$$

$$\text{subject to: } \max(\mathcal{G}_i(x_k, U_{k:k+N})) \leq 0 \forall i = 1, \dots, m \quad (9)$$

At $k = 0$, the initial state becomes the current state, and the control input time series $U_{k:k+N} = [u_k, \dots, u(k+N)]$ starts at the current state and evolves over a horizon of N time steps into the future. Note we are re-using N here to indicate the control horizon length relative to the current time step, as opposed to the global time horizon length in (6)-(7). After solving this reduced optimization program, we apply the first control input to the plant, simulating one step forward and then repeating the overall process.

Typically, training data for surrogate optimization models is generated via a host of methods. For instance, one popular method in the literature is Latin hypercube sampling (LHS) [15]. In another method, EGO, sampling from the original objective function is organized and adaptive to the real-time evolution of modeling error [16]. In this paper, we train our surrogate

models using data obtained from random, offline, parallelizable simulations of the original large-scale dynamical model. This is possible under the assumption that the open-loop dynamics are stable. If the system is unstable, it makes more sense to generate individual initial states and to simulate N -steps into the future from each. This avoids state divergence, which skews the scale of the training data. However, simulating a single episode allows us to more efficiently generate input-output pairs for training and testing our models.

The most important transformation we make relates to reducing the state with dimensionality reduction techniques. This paper specifically uses principal component analysis (PCA) to project the state onto a reduced basis.

C. Principal Component Analysis

For a high dimensional dynamical system, principal component analysis (PCA) allows us to reduce the cardinality of the state vector while minimizing information loss. First, we consider the arguments of \mathcal{J} and \mathcal{G}_i , $(x_0, U) \in \mathbb{R}^n \times \mathbb{R}^{p \times (N+1)}$. In this paper, we are particularly interested in cases where $n > 10^2, 10^3$.

Suppose we have M data samples for the state x , represented as matrix $X \in \mathbb{R}^{n \times M}$. This data is obtained from our training data simulations. A principal component $V \in \mathbb{R}^{1 \times M}$ can be expressed as:

$$V = w^T X \quad (10)$$

where $w \in \mathbb{R}^{n \times 1}$ is a collection of weights. These weights can be chosen to maximize the variance of V given that:

$$\text{var}(V) = w^T X X^T w \quad (11)$$

We then formulate the following optimization problem while constraining w to have unit length:

$$\max_w w^T X X^T w \quad (12)$$

$$\text{subject to } w^T w = 1 \quad (13)$$

which yields the first principal component. This method can be extended to compute multiple principal components, and project the original data onto a reduced basis that maximizes variance using the first q principal components [35], thus reducing $x_0 \in \mathbb{R}^n$ to a vector of dimension q , where $q \ll n$.

For our algorithm, rather than giving the full state as part of the surrogate function input, we can first project the state into a reduced basis, and use the reduced state to train and evaluate our surrogate models.

D. Facilitating Optimization

This paper's approach requires we optimize around the neural network architecture. This architecture shares similar nonconvexity with the original expensive-to-evaluate objective function [16]. Past work has explored the use of convex neural architectures to facilitate this format of optimization [18]. However, input-convex neural networks can compromise the universal function approximator properties of general neural networks [36].

The use of neural function approximation allows us to exploit analytic expressions for the function input-output gradient, as done in [18]. For instance, for a single hidden layer neural network $f(x) = \sigma_{out}(W_2 \sigma_{hidden}(W_1 x + b_1) + b_2)$ where $\sigma_{out}(x) = x$, the Jacobian is given by:

$$\text{Jac}(f(x))_{ij} = W_1(:, i)^T W_2(j, :) \sigma'_{hidden}(W_1 x + b_1) \quad (14)$$

By supplying the numerical optimization solver with analytic expressions for the input-output gradients, we avoid expensive numerical gradient calculations. Numerical gradient calculations scale on the order of $\mathcal{O}[n^3]$ for a function $f: \mathbb{R}^n \rightarrow \mathbb{R}$, which would add significant computational complexity [35]. Consequently, analytic gradients provide a fruitful opportunity to reduce computational complexity.

In this paper, we evaluate and compare two optimization schemes. First, we use numerical optimization with specified analytical gradients. We compare this approach to a sample-based random search. Past work has shown for some applications that random search can provide high-performing results relative to more conventional optimization approaches [37]. In this paper, we specifically apply a $(1 + \lambda)$ evolutionary strategy algorithm to solve the receding horizon control problem. Section IV of this paper provides more details of this comparison. Overall, however, we were surprised by the ability of random search to outperform the gradient-based approach.

III. ROBUSTNESS TO MODELING ERRORS

Surrogate models are inherently imperfect. Uncertainties are expected in approximations of both the objective and constraint functions and, if unaccounted for, these uncertainties can affect the optimality and feasibility of the final solution [35].

This paper addresses uncertainties in the constraint functions with a distributionally robust optimization (DRO) framework. We robustify our surrogate constraint models by optimizing with respect to worst-case realizations of modeling error characterized by the test data distribution of residuals. We obtain the worst-case realization through construction of a Wasserstein ambiguity set, which lends a probabilistic out-of-sample safety guarantee. The following section details relevant mathematical preliminaries for this approach.

A. Stochastic Optimization with Chance Constraints

A chance constrained program includes probabilistic constraint statements, with random variables \mathbf{R} with support Ξ . Consider $x_k \in \mathbb{R}^n$ is the system state at time step k , $u(k) \in \mathbb{R}^p$ is the control input, $\mathbf{R} \in \mathbb{R}^m$ is the random variable in question, and $g(x_k, u_k, \mathbf{R}) : \mathbb{R}^n \times \mathbb{R}^p \times \mathbb{R}^m \rightarrow \mathbb{R}^m$ is the vector of inequality constraints. The chance constraint is:

$$\hat{\mathbb{P}}[g(x_k, u_k, \mathbf{R}) \leq 0] \geq 1 - \eta \quad (15)$$

where η is our risk metric, or the probability of violating the constraint. The chance constraints discussed above depend on known distributions corresponding to each random variable. For many applications, we approximate these distributions using data to create an empirical CDF. In many data-driven applications, the true probability distribution \mathbb{P}^* for the random variable \mathbf{R} is unknown. Thus, our empirical distribution $\hat{\mathbb{P}}$

provides an approximation of \mathbb{P}^* from data. Borel's law of large numbers indicates that as the number of samples $\ell \rightarrow \infty$, $\hat{\mathbb{P}} \rightarrow \mathbb{P}^*$. This discrepancy characterizes distributional uncertainty in the random variable. This can affect our solution if $\hat{\mathbb{P}}$ is inaccurate [38]. The literature presents several means by which we can accommodate this uncertainty. In the following subsection, we discuss the application of the Wasserstein distance within this context.

B. Wasserstein Ambiguity Sets

An empirical distribution composed of samples will inevitably be characterized by some error or uncertainty. In a qualitative sense, this uncertainty can be represented as the distribution lying some distance from the true distribution. In statistics, there are several methods used to describe this type of distance. These include ϕ -divergence and the Wasserstein metric, the latter of which this paper applies for distributionally robust control.

Definition 3.1: Given two marginal probability distributions \mathbb{P}_1 and \mathbb{P}_2 lying within the set of feasible probability distributions $\mathcal{P}(\Xi)$, the Wasserstein distance between them is defined by

$$\mathcal{W}(\mathbb{P}_1, \mathbb{P}_2) = \inf_{\Pi} \left\{ \int_{\Xi^2} \|\mathbf{R}_1 - \mathbf{R}_2\|_a \Pi(d\mathbf{R}_1, d\mathbf{R}_2) \right\} \quad (16)$$

where Π is a joint distribution of the random variables \mathbf{R}_1 and \mathbf{R}_2 , and a denotes any norm in \mathbb{R}^n .

The Wasserstein distance allows us to replace the random variable with a ‘‘worst-case’’ realization sourced from a family of distributions within a specified Wasserstein distance of our empirical distribution. This family of distributions forms the Wasserstein ambiguity set. For instance, let us define the ambiguity set as \mathbb{B}_ϵ , a ball of probability distributions with radius ϵ centered around our empirical CDF $\hat{\mathbb{P}}$:

$$\mathbb{B}_\epsilon := \{\mathbb{P} \in \mathcal{P}(\Xi) \mid \mathcal{W}(\mathbb{P}, \hat{\mathbb{P}}) \leq \epsilon\} \quad (17)$$

where ϵ is the Wasserstein ball radius. Now, we can formulate the robust counterpart of the chance constraint in (15):

$$\inf_{\mathbb{P} \in \mathbb{B}_\epsilon} \mathbb{P}[g(x_k, u_k, \mathbf{R}) \leq 0] \geq 1 - \eta \quad (18)$$

This equation provides the basis for the out of sample safety guarantee afforded by this DRO framework. Namely, we are probabilistically guaranteed to satisfy the chance constraint for any true probability distribution within ϵ distance of the empirical distribution.

Several expressions exist for the Wasserstein ball radius which, for a given confidence level β , is probabilistically guaranteed to contain the true distribution. We adopt the following formulation of ϵ from [39] where D is the diameter of the support of \mathbf{R} composed of samples:

$$\epsilon(\ell) = D \sqrt{\frac{2}{M} \log \left(\frac{1}{1 - \beta} \right)} \quad (19)$$

assuming the underlying data is independent and identically distributed (i.i.d.). In [40], this formula is replaced with the following version:

$$\epsilon(\ell) = C \sqrt{\frac{2}{\ell} \log \left(\frac{1}{1 - \beta} \right)} \quad (20)$$

where C is obtained by solving the following scalar optimization program:

$$C \approx 2 \inf_{\alpha > 0} \left\{ \frac{1}{2\alpha} \left(1 + \ln \left(\frac{1}{N} \sum_{k=1}^N e^{\alpha \|\vartheta^{(k)} - \hat{\mu}\|_1^2} \right) \right) \right\}^{\frac{1}{2}} \quad (21)$$

where the right side bounds the value of C , and $\vartheta^{(k)}$ is a centered and normalized sample of the random variable which comprises our empirical distribution. This replacement is done to eliminate some unnecessary conservatism.

The exact constraint shown in (18) is intractable, given that solving it requires solving an infinite dimensional nonconvex problem. Most ongoing research in DRO focuses on deriving equivalent reformulations of (18) which are more readily solved and implemented.

What is particularly noteworthy about Wasserstein ambiguity sets is their inherent out-of-sample safety guarantee. That is, the probabilistic safety guarantee covers, both, cases where we encounter experience and data which is not represented in the empirical distribution. This is principally due to the fact that the Wasserstein distance between two probability distributions bears no assumptions on the shape or support of each distribution. We demonstrate this feature with the following comparison to ϕ -divergence based reformulations of the constraint in (21). If we were to utilize a ϕ -divergence to reformulate (15) as done in our previous work in [34]:

$$\mathbb{B}_\phi = \{\mathbb{P} \in \mathcal{P}(\Xi) \mid \phi(\mathbb{P}, \hat{\mathbb{P}}) \leq d\} \quad (22)$$

where d is a distance-like hyperparameter that must be tuned and chosen from intuition, then existing equivalent reformulations simply perturb the risk level [32]. However, perturbing the risk level provides much more limited out-of-sample guarantees because it limits the realization of the random variable to lie within a support that we have already observed. This finding is partially defined by the fact that the ϕ -divergence between two probability distributions with different supports is infinite. As a result, we adopt the Wasserstein distance metric for the remainder of this paper.

C. Equivalent Chance Constraint Reformulation

In this paper, we adopt an equivalent reformulation of (18) from [40]. This specific reformulation requires that the constraint function $g(x_k, u_k, \mathbf{R})$ is linear in \mathbf{R} . An in-depth discussion of this reformulation can be referenced in [40]. Here, we *restate* a brief overview of their methodology and derivation.

We begin with samples of data $\{R^{(1)}, R^{(2)}, \dots, R^{(\ell)}\}$ corresponding to random variable $\mathbf{R} \in \mathbb{R}^m$. This sample comprises our empirical distribution $\hat{\mathbb{P}}$, and the data is drawn from the true underlying distribution \mathbb{P}^* . First, we normalize the data samples to form a new random variable $\hat{\vartheta}$ as follows:

$$\vartheta^{(i)} = \Sigma^{-\frac{1}{2}} (R^{(i)} - \mu) \quad (23)$$

where Σ is the sample variance of the data and μ is the sample mean. This standardization transforms the data samples such that its new mean is 0, and its new variance is $I_{m \times m}$. Now, we define the support of this normalized distribution as:

$$\Theta = \{\vartheta \in \mathbb{R}^m \mid -\sigma_{\max} \mathbf{1}_m \leq \vartheta \leq \sigma_{\max} \mathbf{1}_m\} \quad (24)$$

Here, $\sigma_{\max} \in \mathbb{R}$ defines the support of the normalized random variable and $\mathbf{1}_m$ is a column vector of ones. Now, let \mathbb{Q}^* and $\hat{\mathbb{Q}}$ represent the true and empirical distributions of the normalized data ϑ . We construct the ambiguity set $\hat{\mathbb{Q}}$ using the ‘‘Wasserstein ball’’ given by (17), allowing us to transform the chance constraint in (15) to

$$\sup_{\mathbb{Q} \in \hat{\mathbb{Q}}} \mathbb{Q}[\vartheta \notin \mathcal{V}] \leq \eta \quad (25)$$

which says the worst case probability that normalized random variable ϑ is outside set \mathcal{V} is less than η , where the supremum is taken over all distributions \mathbb{Q} in ambiguity set $\hat{\mathbb{Q}}$. We wish to obtain the least conservative (i.e. tightest) set $\mathcal{V} \subseteq \mathbb{R}^m$ in order to define the desired Wasserstein uncertainty set $\mathcal{A} = \{a \in \mathbb{R}^m \mid a = \Sigma^{\frac{1}{2}}v + \mu, v \in \mathcal{V}\}$ such that

$$g(x_k, u_k, \mathbf{R}) \leq \mathbf{0}, \forall \mathbf{R} \in \mathcal{A} \quad (26)$$

We restrict the overall shape of the set \mathcal{V} to be a hypercube, which enables computational tractability:

$$\mathcal{V}(\sigma) = \{\vartheta \in \mathbb{R}^m \mid -\sigma \mathbf{1}_m < \vartheta < \sigma \mathbf{1}_m\}. \quad (27)$$

Now, to compute this ambiguity set without introducing unnecessary conservatism, we need to find the minimum value of the hypercube side length $\sigma \in \mathbb{R}$. The following optimization program details this problem:

$$\min_{0 \leq \sigma \leq \hat{\sigma}_{max}} \sigma \quad (28)$$

$$\text{subject to: } \sup_{\mathbb{Q} \in \hat{\mathbb{Q}}} \mathbb{Q}[\tilde{\vartheta} \notin \mathcal{V}(\sigma)] \leq \eta \quad (29)$$

Here, we select $\hat{\sigma}_{max}$ using *a priori* information about the specific problem context.

The derivation in [40] provides a worst-case probability formulation, summarized by the following Lemma:

Lemma 3.1 (Lemma 2 of [40]):

$$\begin{aligned} & \sup_{\mathbb{Q} \in \hat{\mathbb{Q}}} \mathbb{Q}[\tilde{\vartheta} \notin \mathcal{V}(\sigma)] = \\ & \inf_{\lambda \geq 0} \left\{ \lambda \epsilon(\ell) + \frac{1}{\ell} \sum_{j=1}^{\ell} \left(1 - \lambda \left(\sigma - \|\vartheta^{(j)}\|_{\infty} \right)^+ \right)^+ \right\} \end{aligned} \quad (30)$$

where $(x)^+ = \max(x, 0)$.

We defer to [40] for the proof of this finding. Their result entails that (30) can be reformulated as

$$\min_{0 \leq \lambda, 0 \leq \sigma \leq \hat{\sigma}_{max}} \sigma \quad \text{subject to: } h(\sigma, \lambda) \leq \eta \quad (31)$$

where

$$h(\sigma, \lambda) = \lambda \epsilon(\ell) + \frac{1}{\ell} \sum_{j=1}^{\ell} \left(1 - \lambda \left(\sigma - \|\vartheta^{(j)}\|_{\infty} \right)^+ \right)^+ \quad (32)$$

The result of this optimization program is the value of σ , which is used to reformulate the chance constraints via convex approximation. For a convex approximation of the constraint function in (18), the hypercube $\mathcal{V}(\sigma)$ becomes the convex hull of its vertices. If for example $m = 1$ (i.e. the random variable is 1-dimensional), then $\mathcal{V}(\sigma) = (-\sigma, \sigma)$ – an open interval. In general, this yields the ambiguity set $\mathcal{A} = \text{conv}(\{-r, r\})$

Algorithm 1 Computation of σ

```

0: Initialize  $\underline{\sigma} = 0, \bar{\sigma} = \sigma_{max}$ 
while  $\bar{\sigma} - \underline{\sigma} > \text{tolerance}$  do
   $\sigma = \frac{\bar{\sigma} + \underline{\sigma}}{2}$ 
   $[\lambda, h^*(\sigma, \lambda)] = \text{minimize}(\sigma, \lambda_{lb}, \lambda_{ub}, \epsilon, \theta)$ 
  if  $h^*(\sigma, \lambda) > \eta$  then
     $\underline{\sigma} = \sigma$ 
  else
     $\bar{\sigma} = \sigma$ 
  end if
end while
 $\sigma = \bar{\sigma}$ 

```

where $r = \Sigma^{\frac{1}{2}} \mathbf{1}_m \sigma + \mu$ and $\text{conv}(\{\cdot\})$ represents the convex hull of points $\{\cdot\}$. We can leverage this to complete the convex approximation of (18) as a set of constraints of the form

$$g(x_k, u_k) + r \leq 0 \quad (33)$$

which enumerate through the vertices of the robust hypercube. For an m -dimensional constraint function, the exact form of the ambiguity set is $\mathcal{V} = \text{conv}(\{r^{(1)}, \dots, r^{(2^m)}\})$. The set of constraints are:

$$g(x_k, u_k) + r^{(j)} \leq 0, \quad \forall j = 1, \dots, 2^m \quad (34)$$

Algorithm 1 details the method used to compute the offset σ . In the next section, we detail exactly how we implement this robust optimization approach within the realm of learned optimal control, using a case study.

IV. CASE STUDY

Next we present a case study to validate and characterize the performance of the proposed algorithmic architecture. Our case study is safe-fast charging of a lithium ion battery at low temperatures. Lithium-ion battery fast charging is a highly relevant safety-critical application which possesses a rich and diverse history of research. It also presents a prototypical large-scale optimal control problem, in that complex electrochemical battery models are described with hundreds or even thousands of state variables. While reduced-order equivalent circuit models address these dimensionality problems, the granular electrochemical information afforded by the full order models allows us to confidently take the battery cell closer to the safe operating envelope boundary. This grants us the powerful ability to exploit electrochemistry to improve fast charging performance [34].

Low temperatures complicate the fast charging problem, as they sensitize many of the complex electrochemical dynamics. Specifically, the cell side-reaction overpotential constraint, which dictates the rate of lithium plating and cell degradation, can be much more readily violated at low temperatures [41]. Thus, the optimal control problem possesses many opportunities for constraint violation, which allows us to properly validate the efficacy of the proposed DRO framework.

Our case study is structured precisely as follows, where we solve a large-scale fast charging problem using the full-order Doyle-Fuller-Newman model (DFN) [42]. We also compare

TABLE I
RELEVANT MODEL VALUES

State Variable	Description	Units
SOC	State of Charge	-
η_s	Side-Reaction Overpotential	Volts
T	Cell Temperature	K
I	Input Current	C-Rate

computation between the full order problem and one included in past work [34] based on a moderately reduced single particle model. We ensure comparison of our results with and without the added DRO framework, in order to validate its relative value and contributions to the safety of our algorithmic architecture.

A. Electrochemical Battery Model

High fidelity battery modeling provides insights on performance, without requiring one to build and experimentally test the cell. The mathematical model formulated in this paper's appendix is the Doyle-Fuller-Newman battery model which comes from porous electrode theory, where Li-ions intercalate/deintercalate into porous spherical particles in the negative and positive electrodes. During charging, the Li-ions in the positive electrode deintercalate, dissolve into the electrolyte, and then migrate and diffuse to the negative electrode by passing through the separator. Critically, this full-order electrochemical model reveals insights into the mechanisms within the battery cell which allow us to take the battery farther towards the limit of its safe operating conditions. By exploiting electrochemistry, we can calculate and apply faster, higher-performing charging cycles.

While we relegate the model equations to this paper's appendix, we include some basic, useful information in this section in Table 1 for reference in discussing this paper's problem formulation and results.

B. Optimal Control Problem Statement

For the DFN fast charging case study, we adopt the following optimal control problem statement within the framework of receding horizon control:

$$\min \sum_{k=t}^{t+N} (SOC_k - SOC_{target})^2 \quad (35)$$

$$\text{Subject to:} \quad (36)$$

$$(46) - (73) \quad (37)$$

$$\eta_s \geq 0 \quad (38)$$

$$T \leq T_{max} \quad (39)$$

$$0 \leq I \leq 2.5 \quad (40)$$

The key constraints are that the side reaction overpotential stays positive, and the temperature does not exceed a maximum allowed threshold. The overpotential constraint is the most critical barrier to prevent rapid aging and potential catastrophic failure of the cell. If overpotential becomes negative, lithium metal begins to plate on the anode. This phenomena reduces the capacity of the cell and leads directly to cell failure. The temperature constraints provide indirect ways to avoid

rapid aging, as the cell dynamics become more sensitive at temperature extremes.

We adapt this formulation using the distributionally robust surrogate modeling approach to yield:

$$\min \mathcal{J}(x_k, U_{k:k+N}) \quad (41)$$

$$\text{subject to:} \quad (42)$$

$$\min\{\mathcal{G}_{\eta_s}(x_k, U_{k:k+N}) + r_{\eta_s}\} \geq 0 \quad (43)$$

$$\max\{\mathcal{G}_T(x_k, U_{k:k+N}) + r_T\} \leq T_{max} \quad (44)$$

$$0 \leq I \leq 2.5 \quad (45)$$

Since we are exploring fast charging at low temperatures, the temperature constraint is unlikely to be violated. We omit this constraint, for simplicity, but it can be added back in practice.

C. Results

Table 2 details several important hyperparameters for this case study. We consider a nickel-manganese-cobalt battery cell. The initial electrochemical states correspond to equilibrium with a voltage of $V = 3.25$ Volts. The cell is at the same uniform temperature as the ambient temperature of $T_{amb} = 281$ Kelvin. We simulate 150 random charging trajectories to generate the requisite training data to fit the surrogate models. Each trajectory was either terminated if (1) the target SOC of 0.7 was reached, or (2) the episode end time of 55 minutes was reached. The maximum allowed C-rate for these simulations is 2.5C, where the C-rate for a lithium-ion battery is the parameter describing how much input current would be needed to charge the battery from empty to full in exactly 1 hour. A typical target SOC for electric vehicle applications is 0.8 or higher. Software implementations of the DFN model lose some numerical stability when applying high C-rates at higher SOC's. To ensure we can continue utilizing a maximum C-rate of 2.5, we instead choose to set a slightly lower target SOC of 0.7 in our case study. Our algorithm can, however, be adapted to charge a battery cell to a higher SOC.

Using principal component analysis on the state trajectories, we decide to project the state vector $x \in \mathbb{R}^{2687} \rightarrow \mathbb{R}^{40}$. This decision is motivated by the explained variance of the data, plotted in Fig. 1. Figure 1 shows that the first 40 principal components of the state vector data explain 99.74% of the variance in the dataset.

The surrogate models are feed-forward neural networks each with two hidden layers, each with 10 neurons and sigmoid activation functions. The distribution of test data residuals for side reaction overpotential constraint function \mathcal{G}_{η_s} are shown in Figure 2. This distribution is centered around zero with tight variance, although the tails of the distribution indicate that large residuals can occur with non-zero probability. If unaccounted for in the control algorithm, violation of the overpotential constraint by, for example 0.14 volts, would cause accelerated cell aging and could potentially sow the beginnings of a catastrophic failure. Based on the testing data from model training (using an 80/20 split), the DRO offset computed using a Wasserstein ambiguity set is $r = 0.0200066$. Given the specified chance constraint parameters, this offset is expected to yield desired safety characteristics.

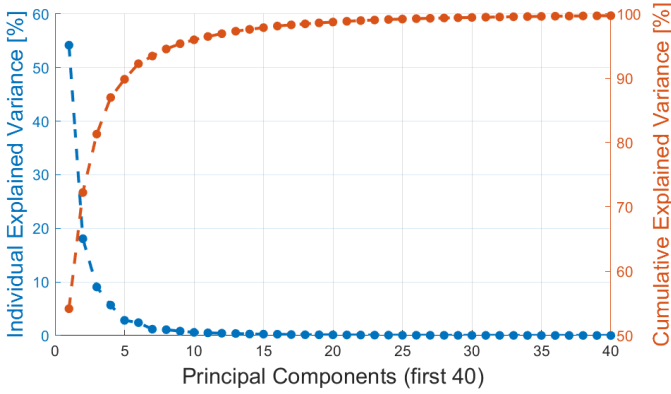


Fig. 1. Individual and cumulative explained variance from principal component analysis of the electrochemical model state trajectories.

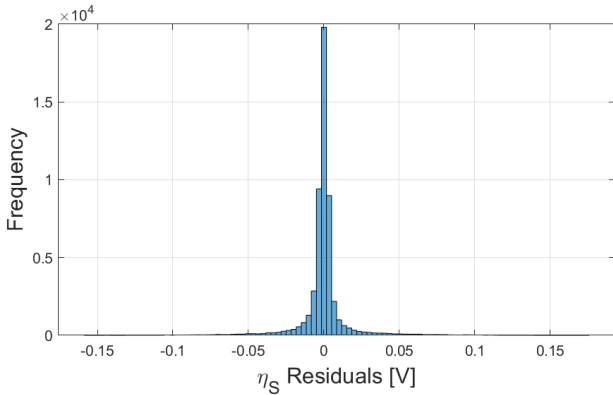


Fig. 2. Histogram of test data residuals for \mathcal{G}_{η_s} .

We implemented the final version of our algorithm using a $(1 + \lambda)$ evolutionary strategy for optimization, depending on 25000 mutants per iteration and 12 total iterations. As a point of comparison, we also implemented a numerical optimization scheme based on Matlab’s `fmincon` solver, which we supplied with analytical gradient expressions for each function approximator. The results from this implementation were inferior to a random search based optimization scheme. Indeed, the analytic gradients made `fmincon` nearly 70% faster compared to using finite differences for gradient calculations. However, the average computation time per time step using `fmincon` was 9.1007 seconds whereas random search only required 2.0968 seconds per timestep on average. We also find that the

TABLE II
RELEVANT HYPERPARAMETERS

Parameter	Description	Value
Δt	Timestep	15 seconds
N	Control Horizon	4 timesteps
SOC_0	Initial state-of-charge	0.0286
SOC_{targ}	Target SOC	0.7
T_{amb}	Ambient Temperature	281 Kelvin
e	Number of Training Episodes	100
T	Length of Training Episode	3300 seconds
I_{max}	Maximum Charging Current	2.5 C
β	Ambiguity Set Confidence	0.9
ρ	Chance Constraint Risk Metric	0.1

random search approach yields results of higher relative quality in terms of the overall charging time performance compared to the `fmincon` solver. The improved performance of random search, in terms of speed and solution equality, led us to use the random search method for our final results in this paper.

As a baseline for comparison, we also implement a hyper-aggressive constant current constant voltage (CCCV) charging protocol with 2.5 C-rate maximum input current and 4.2 Volts cutoff voltage. A CCCV protocol charges the battery at the maximum allowed current until a cutoff voltage is reached. From that point on, the battery is charged at a rate that keeps the voltage at the specified threshold. Typically, CCCV profiles correspond to thresholds given in the battery cell specifications document, which tend to limit the maximum allowed input current to around 1C for most nickel-manganese-cobalt cells. For the sake of consistency, we keep the maximum allowed current the same for each method.

Figure 3 shows the optimal fast charging results for versions of our algorithm with and without distributionally robust optimization. Overall, the CCCV protocol charges in 30.6 minutes, the non-robust predictive controller in 32.35 minutes, and the full distributionally robust controller in 34.1 minutes.

Figure 4 shows constraint violation for each method. The industry benchmark CCCV protocol yields a good performance with respect to charging time with a total time of 30.6 minutes. However, it significantly violates the safety constraint by up to 0.12 Volts, and for extended periods of the overall experiment. This would undoubtedly lead to significant degradation and potential failure of the cell. Without the DRO architecture, the surrogate-based method provides a relatively high performing charging protocol which charges the battery cell in 32.35 minutes, only 5.7% slower than the CCCV approach. It also demonstrates improved safety relative to the industry CCCV benchmark. Specifically, the magnitude of the maximum constraint violation in the non-robust version of our algorithm is only 0.0082 Volts. With the added DRO framework based on Wasserstein ambiguity sets, we see that the charging protocol satisfies the constraint at every instance in time, while also providing a competitive 34.1 minute charging time. These results illustrate the theoretical guarantees we expect from application of Wasserstein ambiguity sets. Relative to the non-robust version, the charging time with the DRO offset is only 5.4% slower, a tradeoff that may be worthwhile for the increased safety and mitigation of aging.

D. Computational Effort Analysis

Comparing the computational requirements of this algorithm to those of our preliminary version in [34] reveals a host of meaningful insights. In this paper, we are performing optimal control on the DFN model, which is characterized by 2687 state variables. In the past exploratory work, we tested a more rudimentary version of our algorithm on the single particle model with electrolyte and thermal dynamics (SPMeT), a model with 208 state variables. The average computation time per iteration with the DFN is 2.0968 seconds, when the algorithm is executed on a Windows desktop workstation equipped with a 9th generation Intel i5 processor. In [34], the average time per

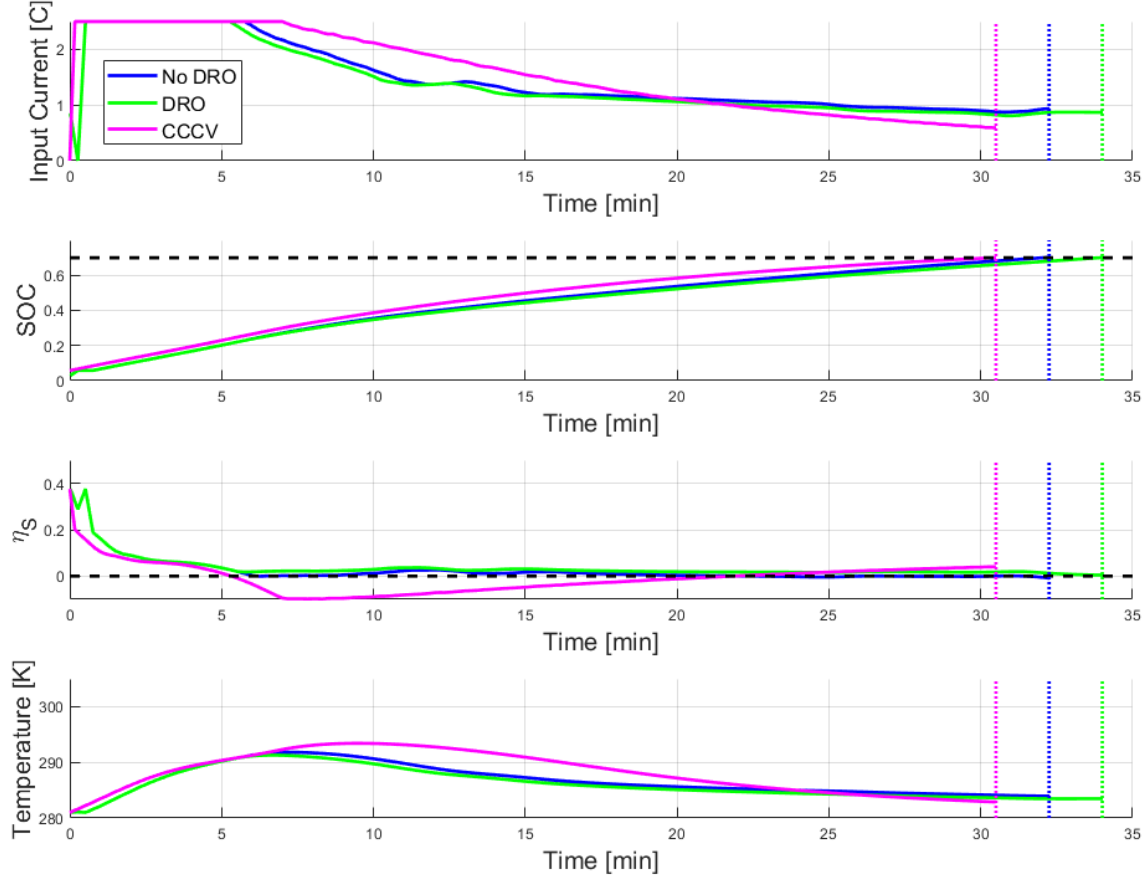


Fig. 3. Optimal charging results for the DFN model using a nickel-manganese-cobalt (NMC) cell parameterization. Here, the maximum allowed C-Rate is 2.5C and the target SOC is 0.7. Charging is marked as complete at the vertical dotted lines for each respective trajectory.

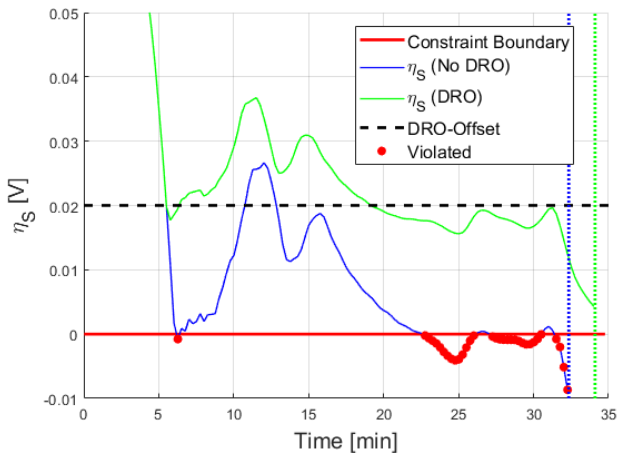


Fig. 4. η_s evolution statistics for each respective method (omitting CCCV). While the DRO version violates the conservative constraint offset, it still yields safe charging behavior relative to the nominal constraint boundary. Conversely, the non-robust version of our algorithm violates the nominal constraint boundary in 25.38% of its timesteps.

iteration was 1.7803 seconds when run on the same machine. Despite the more than 10-fold increase in the cardinality of the state vector of each model, the computational effort of the proposed algorithm only changes marginally by 17.81%. This slight difference is likely due to the more complex neural network architecture and DRO framework which we employ in our updated analysis.

E. Insights from Wasserstein DRO Algorithm

One unique aspect of this work from preliminary results presented in [34] is the application of Wasserstein ambiguity sets. Wasserstein ambiguity sets are differentiated from ϕ -divergence based chance constraint reformulation by their robust out-of-sample safety guarantee. We see this difference by observing that Wasserstein ambiguity sets provide a slightly more conservative result than that shown in previous work. This finding is clear from our DFN case study. The DRO does prevent constraint violation entirely compared to the non-robust version which only attenuates its magnitude relative to CCCV. For safety critical control applications, this added safety from the out of sample safety guarantee is valuable.

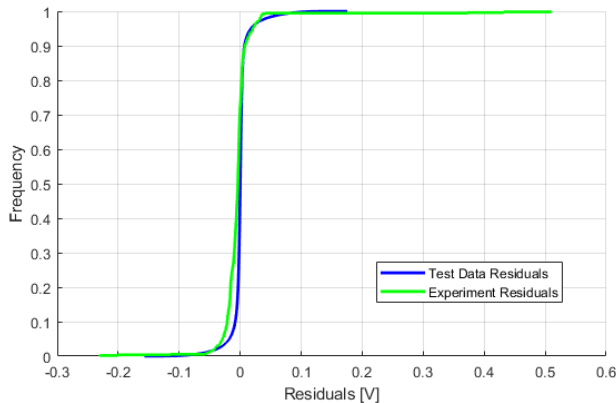


Fig. 5. Comparison of cumulative distribution of \mathcal{G}_{η_S} model residuals from test data and from the final optimal charging profile.

To further demonstrate this added value, we refer to Figure 5 which shows a comparison of the cumulative distribution of \mathcal{G}_{η_S} model residuals from test data and from the state-action pairs in the final optimal charging profile. This comparison reveals several meaningful insights. While the final experimental distribution does not represent the true underlying distribution of residuals, it does present a significant deviation from what we observe in our random test data. Besides some slight differences in overall shape, the experimental residual distribution is more heavily skewed to higher magnitudes of modeling error. Importantly in this case the maximum residual we observe is 0.5033 Volts, which is 2.908 times the magnitude of the largest residual represented in the test data set. This difference is just one way of demonstrating how distributional errors can come into play once we set out to apply an optimal charging profile as opposed to the random charging profiles included in the testing data.

V. CONCLUSION

This paper presents a novel framework for optimal control of high-dimensional large scale dynamical systems. The key challenges to numerical optimal control addressed by this paper include: (i) the “curse of dimensionality” incurred by high-dimensional systems, (ii) formulations that are not linear-quadratic, and (iii) ensuring safety/feasibility when constraint model errors occur.

We identify surrogate models that learn from limited, random training simulations, and which absorb state transition dynamics to reduce compounded modeling error. Principal component analysis applied to the training simulation data allows us to project the high-dimensional data onto a reduced basis. This makes the modeling architecture conducive to fast identification and evaluation. Finally, we integrate these models into a receding horizon control framework. Critically, our strategy utilizes distributionally robust optimization to robustify the solution to errors in the constraint function surrogate models. All combined, we demonstrate that the algorithmic approach yields tractable and robust control results for large-scale dynamical systems.

This work demonstrates the potential of the proposed methodology to yield safe optimal control of large-scale dynamical systems. Such large-scale systems are inherently difficult to effectively and safely control. By coupling a surrogate modeling methodology with a robust DRO framework, we are able to effectively address the aforementioned key challenges to numerical optimal control.

REFERENCES

- [1] D. E. Kirk, *Optimal Control Theory*. Dover, 1970.
- [2] L. T. Biegler, O. Ghattas, M. Heinkenschoos, and B. van Bloeman Waanders, “Large-scale pde-constrained optimization: an introduction,” *Lecture Notes in Computational Science and Engineering*, pp. 3–13, 2003.
- [3] G. Kerschen, J. Golinval, A. Vakakis, and L. Bergman, “The method of proper orthogonal decomposition for dynamical characterization and order reduction of mechanical systems: An overview,” *Nonlinear Dynamics*, vol. 41, no. 1, 2005.
- [4] J. Hespanha, *Linear Systems Theory*. Princeton University Press, 2009.
- [5] S. Moura, N. Chaturvedi, and M. Krstic, “Constraint management in lithium batteries: A modified reference governor approach,” in *2013 American Control Conference*. Washington, DC USA: IFAC, IEEE, 2013.
- [6] M. Canon, *Theory of Optimal Control and Mathematical Programming*. McGraw, 1970.
- [7] R. Methekar, V. Ramadesigan, R. Braatz, and V. Subramanian, “Optimum charging profile for lithium-ion batteries to maximize energy storage and utilization,” *Transactions of the Electrochemical Society*, vol. 25, no. 35, pp. 139–146, 2010.
- [8] M. J. Rothenberger, D. J. Docimo, M. Ghanaatpishe, and H. K. Fathy, “Genetic optimization and experimental validation of a test cycle that maximizes parameter identifiability for a li-ion equivalent-circuit battery model,” *Journal of Energy Storage*, vol. 4, pp. 156–166, 2015.
- [9] M. Schlegel, K. Stockmann, T. Binder, and W. Marquardt, “Dynamic optimization using adaptive control vector parameterization,” *Computers and Chemical Engineering*, vol. 29, no. 8, pp. 1731–1751, 2005.
- [10] D. P. Bertsekas, *Dynamic Programming and Optimal Control*. Athena Scientific Belmont, MA, 2017, vol. 1.
- [11] D. P. Bertsekas and J. N. Tsitsiklis, *Neuro-dynamic programming*. Athena Scientific Belmont, MA, 1996, vol. 5.
- [12] J. Garcia and F. Fernandes, “A comprehensive survey on safe reinforcement learning,” *Journal of Machine Learning Research*, vol. 16, pp. 1437–1480, 2016.
- [13] A. Ray, J. Achiam, and D. Amodei, “Benchmarking safe exploration in deep reinforcement learning,” *arXiv*, 2020.
- [14] Y. Mack, T. Goel, W. Shyy, and R. Haftka, “Surrogate model-based optimization framework: A case study in aerospace design,” *Evolutionary Computation in Dynamic and Uncertain Systems*, 2007.
- [15] N. Queipo, R. Haftka, W. Shyy, T. Goel, R. Vaidyanathan, and P. K. Tucker, “Surrogate-based analysis and optimization,” *Progress in Aerospace Sciences*, vol. 41, pp. 1–28, 2005.
- [16] D. R. Jones, M. Schonlau, and W. J. Welch, “Efficient global optimization of expensive black-box functions,” *Journal of Global Optimization*, vol. 13, no. 1, pp. 455–492, 1998.
- [17] J. Marzat and H. Piet-Lahanier, “Design of nonlinear mpc by kriging-based optimization,” in *16th IFAC Symposium on System Identification*. Brussels, Belgium: The International Federation of Automatic Control, 2012, pp. 1490–1495.
- [18] Y. Chen, Y. Shi, and B. Zhang, “Optimal control via neural networks: A convex approach,” in *International Conference on Learning Representations (ICLR)*, New Orleans, LA USA, 2019.
- [19] A. Nagabandi, G. Kahn, R. S. Fearing, and S. Levine, “Neural network dynamics for model-based deep reinforcement learning with model-free fine-tuning,” in *International Conference on Robotics and Automation (ICRA)*, Brisbane, Australia, 2018.
- [20] L. Kaiser, M. Babaeizadeh, P. Milos, B. Osinski, R. H. Campbell, K. Czechowski, D. Erhan, C. Finn, P. Kozakowski, S. Levine, A. Mohiuddin, R. Sepassi, G. Tucker, and H. Michalewski, “Model based reinforcement learning for atari,” *arXiv*, 2019.
- [21] N. C. Landolfi, G. Thomas, and T. Ma, “A model-based approach for sample-efficient multitask reinforcement learning,” *arXiv*, 2019.
- [22] T. J. Perkins and A. G. Barto, “Lyapunov design for safe reinforcement learning,” *Journal of Machine Learning Research*, vol. 3, pp. 803–832, 2002.
- [23] A. Kandel and S. Moura, “Safe wasserstein constrained deep q-learning,” *arXiv*, 2020.

- [24] Y. Chow, O. Nachum, E. Duenez-Guzman, and M. Ghavamzadeh, "A lyapunov-based approach to safe reinforcement learning," in *Advances in neural information processing systems*. Montreal, Canada: Neural Information Processing Systems Foundation, Inc., 2018, pp. 8092–8101.
- [25] J. Achiam, D. Held, A. Tamar, and P. Abbeel, "Constrained policy optimization," in *Proceedings of the 2017 International Conference on Machine Learning (ICML)*. Sydney, Australia: PMLR, 2017.
- [26] A. Kandel and S. Moura, "Safe zero-shot model-based learning and control: A wasserstein distributionally robust approach," *arXiv*, 2020.
- [27] E. Lecarpentier and E. Rachelson, "Non-stationary markov decision processes, a worst-case approach using model-based reinforcement learning," in *Advances in Neural Information Processing Systems 32*. Curran Associates, Inc., 2019, pp. 7216–7225.
- [28] M. Abdullah, H. Ren, H. B. Ammar, V. Milenkovic, R. Luo, M. Zhang, and J. Wang, "Wasserstein robust reinforcement learning," 2019.
- [29] I. Yang, "Wasserstein distributionally robust stochastic control: A data-driven approach," *arXiv*, 2018.
- [30] G. C. Calafiore and L. El Ghaoui, *Optimization models*. Cambridge university press, 2014.
- [31] P. Esfahani and D. Kuhn, "Data-driven distributionally robust optimization using the wasserstein metric: Performance guarantees and tractable reformulations," *Mathematical Programming*, vol. 171, no. 1–2, pp. 115–166, 2018.
- [32] R. Jiang and Y. Guan, "Data-driven chance constrained stochastic programs," *Mathematical Programming*, vol. 140, no. 6, pp. 291–327, 2016.
- [33] H. E. Perez, S. Dey, X. Hu, and S. J. Moura, "Optimal charging of li-ion batteries via a single particle model with electrolyte and thermal dynamics," *Journal of The Electrochemical Society*, vol. 164, no. 7, pp. A1679–A1687, 2017.
- [34] A. Kandel, S. Park, H. Perez, G. Kim, Y. Choi, H. J. Ahn, W. T. Joe, and S. Moura, "Distributionally robust surrogate optimal control for large-scale dynamical systems," in *Proceedings of the American Control Conference (to appear)*. Denver, CO USA: IEEE, 2020.
- [35] G. C. Calafiore and L. El Ghaoui, *Optimization models*. Cambridge university press, 2014.
- [36] B. Amos, L. Xu, and J. Z. Kolter, "Input convex neural networks," in *International Conference on Machine Learning (ICML)*, Sydney, Australia, 2017.
- [37] H. Mania, A. Guy, and B. Recht, "Simple random search provides a competitive approach to reinforcement learning," *arXiv*, 2018.
- [38] A. Nilim and L. E. Ghaoui, "Robust control of markov decision processes with uncertain transition matrices," *Operations Research*, vol. 53, no. 5, 2005.
- [39] C. Zhao and Y. Guan, "Data-driven risk-averse stochastic optimization with wasserstein metric," *Operations Research Letters*, vol. 46, no. 2, pp. 262–267, 2018.
- [40] C. Duan, W. Fang, L. Jiang, L. Yao, and J. Liu, "Distributionally robust chance-constrained approximate ac-opf with wasserstein metric," *IEEE Transactions on Power Systems*, vol. 33, no. 5, pp. 4924–4936, 2018.
- [41] S. Mohan, Y. Kim, and A. G. Stefanopoulou, "Energy-conscious warm-up of li-ion cells from subzero temperatures," *IEEE Transactions on Industrial Electronics*, vol. 63, no. 5, pp. 2954–2964, 2016.
- [42] K. Thomas, J. Newman, and R. Darling, "Mathematical modeling of lithium batteries," *Advances in lithium-ion batteries*, pp. 345–392, 2002. [Online]. Available: <http://www.springerlink.com/index/RXM87M4067U87J65.pdf>
- [43] C. D. Rahn and C.-Y. Wang, *Battery Systems Engineering*. John Wiley & Sons, 2012.
- [44] M. Canova, K. Pan, and G. Fan, "A Comparison of Model Order Reduction Techniques for Electrochemical Characterization of Lithium-Ion Batteries," in *54th IEEE Conference on Decision and Control*, Osaka, Japan, 2015.
- [45] J. C. Forman, S. Bashash, J. L. Stein, and H. K. Fathy, "Reduction of an electrochemistry-based li-ion battery model via quasi-linearization and padé approximation," *Journal of the Electrochemical Society*, vol. 158, no. 2, pp. A93–A101, 2011. [Online]. Available: <http://jes.ecsdl.org/content/158/2/A93.abstract>

APPENDIX

A. Doyle-Fuller-Newman Electrochemical Battery Model

We consider the Doyle-Fuller-Newman (DFN) model to predict the evolution of lithium concentration in the solid $c_s^\pm(x, r, t)$, lithium concentration in the electrolyte $c_e(x, t)$,

solid electric potential $\phi_s^\pm(x, t)$, electrolyte electric potential $\phi_e(x, t)$, ionic current $i_e^\pm(x, t)$, molar ion fluxes $j_n^\pm(x, t)$, and battery temperature $T(t)$. The x-dimension runs across the negative electrode, separator, and positive electrode. At each x-coordinate value in the negative and positive electrodes, we consider a particle where spherical lithium intercalation occurs. The governing equations in time are given by

$$\frac{\partial c_s^\pm}{\partial t}(x, r, t) = \frac{1}{r^2} \frac{\partial}{\partial r} \left[D_s^\pm r^2 \frac{\partial c_s^\pm}{\partial r}(x, r, t) \right], \quad (46)$$

$$\varepsilon_e^j \frac{\partial c_e^j}{\partial t}(x, t) = \frac{\partial}{\partial x} \left[D_e^{\text{eff}}(c_e^j) \frac{\partial c_e^j}{\partial x}(x, t) + \frac{1-t_c^0}{F} i_e^j(x, t) \right], \quad (47)$$

$$m c_P \frac{dT}{dt}(t) = \frac{1}{R_{th}} [T_{\text{amb}} - T(t)] + \dot{Q}, \quad (48)$$

for $j \in \{-, \text{sep}, +\}$ and \dot{Q} is the rate of heat transferred to the system [42], defined as

$$\dot{Q} = I(t) [U^+(t) - U^-(t) - V(t)] - \quad (49)$$

$$I(t)T(t) \frac{\partial}{\partial T} [U^+(t) - U^-(t)], \quad (50)$$

and differential equations in space and algebraic equations are given by

$$\sigma^{\text{eff}, \pm} \cdot \frac{\partial \phi_s^\pm}{\partial x}(x, t) = i_e^\pm(x, t) - I(t), \quad (51)$$

$$\begin{aligned} \kappa_e^{\text{eff}}(c_e) \cdot \frac{\partial \phi_e}{\partial x}(x, t) &= -i_e^\pm(x, t) + \kappa_e^{\text{eff}}(c_e) \cdot \frac{2RT}{F} (1 - t_c^0) \\ &\times \left(1 + \frac{d \ln f_{c/a}(x, t)}{d \ln c_e} \right) \frac{\partial \ln c_e}{\partial x}(x, t), \end{aligned} \quad (52)$$

$$\frac{\partial i_e^\pm}{\partial x}(x, t) = a^\pm F j_n^\pm(x, t), \quad (53)$$

$$j_n^\pm(x, t) = \frac{1}{F} i_0^\pm(x, t) \left[e^{\frac{\alpha_a F}{RT} \eta^\pm(x, t)} - e^{-\frac{\alpha_c F}{RT} \eta^\pm(x, t)} \right], \quad (54)$$

$$i_0^\pm(x, t) = k^\pm [c_{ss}^\pm(x, t)]^{\alpha_c} [c_e(x, t) (c_{s, \text{max}}^\pm - c_{ss}^\pm(x, t))]^{\alpha_a}, \quad (55)$$

$$\begin{aligned} \eta^\pm(x, t) &= \phi_s^\pm(x, t) - \phi_e(x, t) \\ &- U^\pm(c_{ss}^\pm(x, t)) - F R_f^\pm j_n^\pm(x, t), \end{aligned} \quad (56)$$

$$c_{ss}^\pm(x, t) = c_s^\pm(x, R_s^\pm, t). \quad (57)$$

where $D_e^{\text{eff}} = D_e(c_e) \cdot (\varepsilon_e^j)^{\text{brug}}$, $\sigma^{\text{eff}} = \sigma \cdot (\varepsilon_s^j + \varepsilon_f^j)^{\text{brug}}$, $\kappa_e^{\text{eff}} = \kappa(c_e) \cdot (\varepsilon_e^j)^{\text{brug}}$ are the effective electrolyte diffusivity, effective solid conductivity, and effective electrolyte conductivity given by the Bruggeman relationship. The boundary conditions for solid-phase diffusion PDE (46) are

$$\frac{\partial c_s^\pm}{\partial r}(x, 0, t) = 0, \quad (58)$$

$$\frac{\partial c_s^\pm}{\partial r}(x, R_s^\pm, t) = -\frac{1}{D_s^\pm} j_n^\pm(x, t). \quad (59)$$

The boundary conditions for the electrolyte-phase diffusion PDE (47) are given by

$$\frac{\partial c_e^-}{\partial x}(0^-, t) = \frac{\partial c_e^+}{\partial x}(0^+, t) = 0, \quad (60)$$

$$\varepsilon_e^- D_e(L^-) \frac{\partial c_e^-}{\partial x}(L^-, t) = \varepsilon_e^{\text{sep}} D_e(0^{\text{sep}}) \frac{\partial c_e^{\text{sep}}}{\partial x}(0^{\text{sep}}, t), \quad (61)$$

$$\varepsilon_e^{\text{sep}} D_e(L^{\text{sep}}) \frac{\partial c_e^{\text{sep}}}{\partial x}(L^{\text{sep}}, t) = \varepsilon_e^+ D_e(L^+) \frac{\partial c_e^+}{\partial x}(L^+, t), \quad (62)$$

$$c_e(L^-, t) = c_e(0^{\text{sep}}, t), \quad (63)$$

$$c_e(L^{\text{sep}}, t) = c_e(L^+, t). \quad (64)$$

The boundary conditions for the electrolyte-phase potential ODE (52) are given by

$$\phi_e(0^-, t) = 0, \quad (65)$$

$$\phi_e(L^-, t) = \phi_e(0^{\text{sep}}, t), \quad (66)$$

$$\phi_e(L^{\text{sep}}, t) = \phi_e(L^+, t). \quad (67)$$

The boundary conditions for the ionic current ODE (53) are given by

$$i_e^-(0^-, t) = i_e^+(0^+, t) = 0, \quad (68)$$

and also note that $i_e(x, t) = I(t)$ for $x \in [0^{\text{sep}}, L^{\text{sep}}]$. In addition, the parameters, D_s^\pm , D_e , κ_e , k^\pm vary with temperature via the Arrhenius relationship:

$$\psi = \psi_{ref} \exp \left[\frac{E_\psi}{R} \left(\frac{1}{T} - \frac{1}{T_{ref}} \right) \right] \quad (69)$$

where ψ represents a temperature dependent parameter, E_ψ is the activation energy and ψ_{ref} is the reference parameter value

at room temperature. The model input is the applied current density $I(t)$ [A/m²], and the output is the voltage measured across the current collectors,

$$V(t) = \phi_s^+(0^+, t) - \phi_s^-(0^-, t). \quad (70)$$

The level of charge in the cell is defined by the bulk state of charge (SOC) of the negative electrode, namely,

$$SOC^-(t) = \int_0^{L^-} \frac{\bar{c}_s^-(x, t)}{c_{s,max}^-(\theta_{100\%}^- - \theta_{0\%}^-) L^-} dx \quad (71)$$

where \bar{c}_s^- represents the volume averaged of a particle in the solid phase defined as:

$$\bar{c}_s^-(x, t) = \frac{3}{(R_s^-)^3} \int_0^{R_s^-} r^2 c_s^-(r, t) dr \quad (72)$$

Lithium plating, which is the main battery degradation mechanism, is related to the side reaction overpotential η_s , defined as:

$$\eta_s(x, t) = \phi_s^-(x, t) - \phi_e^-(x, t) - U_{sr} \geq 0. \quad (73)$$

To facilitate numerical optimal control, this model is discretized in space and time. There is a rich literature on discretization methods (see e.g. [43], [44]). The discretization approached used for this paper involve finite difference, Padé approximation [45], and automatic differentiation methods.