

Graph Neural Networks for Knowledge Enhanced Visual Representation of Paintings

Athanasios Efthymiou*
University of Amsterdam
Amsterdam, The Netherlands
a.efthymiou@uva.nl

Stevan Rudinac
University of Amsterdam
Amsterdam, The Netherlands
s.rudinac@uva.nl

Monika Kackovic
University of Amsterdam
Amsterdam, The Netherlands
m.kackovicu@uva.nl

Marcel Worring
University of Amsterdam
Amsterdam, The Netherlands
m.worring@uva.nl

Nachoem Wijnberg†
University of Amsterdam
Amsterdam, The Netherlands
n.wijnberg@uva.nl

ABSTRACT

We propose ArtSAGENet, a novel multimodal architecture that integrates Graph Neural Networks (GNNs) and Convolutional Neural Networks (CNNs), to jointly learn visual and semantic-based artistic representations. First, we illustrate the significant advantages of multi-task learning for fine art analysis and argue that it is conceptually a much more appropriate setting in the fine art domain than the single-task alternatives. We further demonstrate that several GNN architectures can outperform strong CNN baselines in a range of fine art analysis tasks, such as style classification, artist attribution, creation period estimation, and tag prediction, while training them requires an order of magnitude less computational time and only a small amount of labeled data. Finally, through extensive experimentation we show that our proposed ArtSAGENet captures and encodes valuable relational dependencies between the artists and the artworks, surpassing the performance of traditional methods that rely solely on the analysis of visual content. Our findings underline a great potential of integrating visual content and semantics for fine art analysis and curation.

1 INTRODUCTION

Fine art analysis has been a subject of intensive research in recent years. Advances in multimedia and related disciplines and the vast amount of publicly available artistic data have encouraged research in many fine art analysis tasks, ranging from artistic style classification and creation period estimation [15, 38, 49, 50], style transfer [19, 25], object detection and retrieval in paintings [13, 20] to identification of semantic relationships between the artworks [6, 7]. However, most extant research concentrates almost exclusively on visual content analysis or in some cases on semantic associations. In this study, we focus on capturing and modeling the complex visual and semantic relationships between artists and artworks to gain a deeper and more comprehensive understanding of paintings.

Even though the visual content is a predominant characteristic of a visual artwork, automatic fine art analysis can significantly benefit from the well-established fundamental theories in the art domain, as well as the rich semantic information associated with the artworks. Personal links between painters, joint membership of artistic schools, and shared exhibitions are possible ties in such

*Corresponding author

†Also with University of Johannesburg, College of Business and Economics.

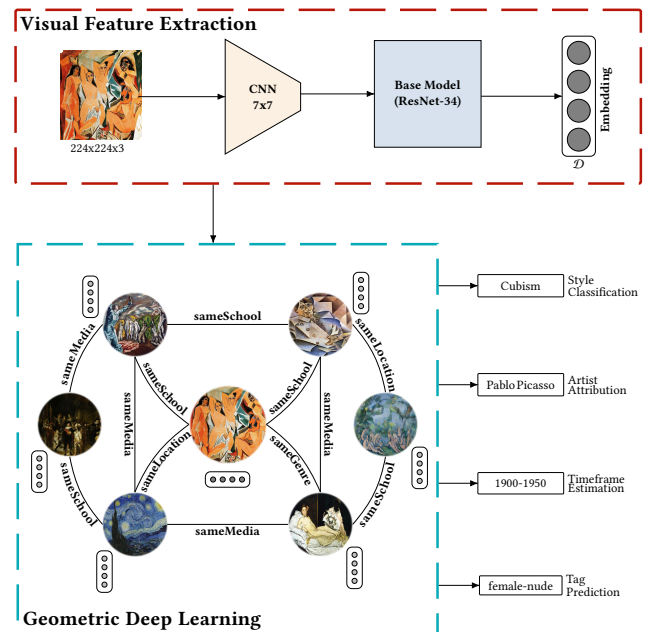


Figure 1: An illustration of our graph structured fine art analysis pipeline. First we extract visual features for node representations. Then, we utilize graph structure to learn context-aware fine art representations. Each node denotes a painting. Edges are drawn based on painting properties.

networks. By connecting visual content and semantic information representing such network relations, it is possible to better understand the processes of artistic innovation and influence. For instance, our understanding of Pablo Picasso’s proto-cubist seminal painting *Les Femmes d’Alger* (1907), depicted in Figure 1, is greatly enhanced by recognizing the influence of Doménikos Theotokópoulos’ (better known as El Greco) *Opening of the Fifth Seal* (1608–1614) (upper left node in Figure 1), or Édouard Manet’s *Olympia* (1863) (lower right node) [9].

Recent developments in structural modelling and the emergence of Graph Neural Networks (GNNs) [23, 31, 60] enable us to model these interesting properties and relationships. Nevertheless, most of the earlier GNNs fail to scale to domains that consist of large

graphs with thousands of nodes and edges. In this work, we employ recently developed efficient GNN methods that can scale to large graphs with thousands of nodes and millions of edges [12, 23, 41, 60] and show that they are superior to traditional Convolutional Neural Networks (CNNs) in terms of predictive performance and computational efficiency for fine art analysis. To that end, we propose ArtSAGENet, a novel approach that extends GNNs and CNNs to jointly learn visual and semantic representations of fine art using the visual content of an artwork accompanied with its respective semantic relationships.

Following the rapidly growing body of research [32, 44, 51], we, first, employ a Multi-task Learning (MTL) [4] approach to learn visual representations of fine art. We argue that, next to the significant advantages of MTL in terms of computational resources, machines can substantially benefit from learning task inter-dependent representations of paintings. For example, even a non-expert (human) viewer of Pablo Picasso’s *Les Femmes d’Alger* can easily recognize that the painting belongs to the Cubism stylistic movement, hence, it is more likely to be attributed to Pablo Picasso and created during the first half of the twentieth century. In addition to the multi-task visual representation learning, we introduce a knowledge-enhanced component that utilizes a GNN to model graph structured relationships among artists. Finally, we evaluate the performance of our proposed ArtSAGENet using the WikiArt dataset [54], which has been extensively used for fine art classification tasks [7, 15, 50]. Experimental results show that ArtSAGENet outperforms several strong baselines and obtains state-of-the-art performance in fine art analysis, while qualitative analysis of the representations learned by our approach indicates that it is capable of capturing interesting properties of fine art.

The main contributions of this work are the following:

- We demonstrate significant advantages of multi-task learning in fine art analysis and show why it is conceptually more appropriate than the conventional single-task alternatives.
- We employ several Graph Neural Networks directly for a wide range of fine art analysis tasks by coupling visual features and homogeneous topological structure.
- We propose ArtSAGENet, a novel architecture for integrating semantic information and visual content.
- Through extensive experimentation we show that our proposed ArtSAGENet consistently outperforms strong traditional methods on style classification, artist attribution, creation period estimation and tag prediction¹.

The rest of this paper is structured as follows. In the next section, we review the relevant literature in automated fine art analysis, and thereafter, in Sections 3 and 4 we provide all the necessary details for our proposed methods and the experimental setup. Finally, in Section 5 we present the experimental results, and in Section 6 we conclude discussing our findings.

2 RELATED WORK

The recent successes in deep learning for multimedia have inspired research in fine art classification based on visual [8, 15, 37, 38, 48] and semantic content [7, 17, 18, 29]. In this section we briefly survey

¹We plan to release both the dataset used and the implementation of all the proposed models on a dedicated GitHub repository.

both research lines as well as multimodal approaches that integrate visual content and semantics.

2.1 Visual Content-Based Fine Art Analysis

Visual content-based fine art analysis has attracted a lot of attention following the recent advancements in computer vision and the emergence of large-scale visual art collections that contain paintings, sculptures, photographs and installations, such as the Rijksmuseum [38], DeepArt [37], BAM! [55] and OmniArt [49] datasets. Strezoski et al. [46] develop an interactive method to explore visual art collections using colors as visual cues, while the web-based platform proposed in [47] facilitates interactive exploration of the visual sentiment and emotion in paintings over time. Shen et al. [42] propose self-supervised spatially-consistent feature learning to discover near duplicate patterns in large collections of artworks. Chen and Yang [10] learn latent style representations inspired by the Gram matrix based correlation calculation using the VGG architecture [43] and evaluate their proposed methods using the Painting91 [26], arcDataset [58] and Hipster Wars [27] datasets.

Bianco et al. [2] propose a Spatial Transformer Network to identify the most discriminative sub-regions of paintings by employing CNNs and evaluate the performance of their approach by constructing the MultitaskPainting100k dataset. Similarly, Cetinic et al. [6] utilize CNNs to study aesthetics, memorability and sentiment in paintings, while Cetinic et al. [7] and Elgammal et al. [15] explore the WikiArt collection to quantify stylistic properties according to Heinrich Wöflin’s concepts [56]. Strezoski and Worring [48] employ a multi-task setting for several fine art classification tasks ranging from artist attribution and type prediction to period estimation. Tan et al. [50] utilize AlexNet and evaluate its performance on the artist attribution task amongst others. In contrast to these works, we don’t rely solely on traditional CNN architectures, but we model complex semantic-based artistic relationships that go beyond visual content to facilitate context-aware art analysis.

2.2 Semantic Content-Based Fine Art Analysis

There is an emerging interest in studying semantic principles of the fine art history [7, 29]. Kim et al. [28] utilize CNNs trained for style classification and study the intermediate layer’s activations for semantic interpretation. Garcia and Vogiatzis [18] develop SemArt and propose the Text2art challenge to evaluate semantic art understanding. In their work, they collect artistic data from the Web Gallery of Art (WGA) containing a textual description of each painting as well as information about the author.

Stefanini et al. [45] address the problem of cross-modal retrieval of paintings and their associated descriptions, and create the Artpedia dataset that consists of nearly three thousands paintings annotated with contextual sentences. Madhu et al. [36] employ traditional machine learning methods, and show that CNNs can efficiently learn art-specific domain knowledge to recognize human figures in paintings. Zhao et al. [63] propose ArtGCN to learn artistic node representations based on paintings’ textual descriptions. They compare their ArtGCN with visual content CNN baselines [24] using SemArt [18], and show that their proposed method can surpass CNNs performance. In contrast, we do not employ explicit

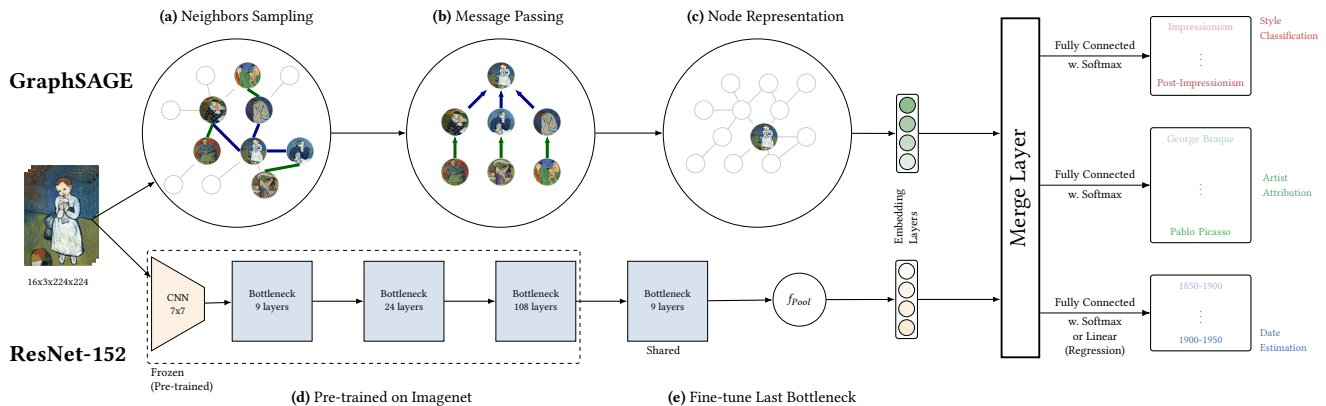


Figure 2: This figure depicts the ArtSAGENet architecture. Given a batch of images, the forward propagation is implemented as follows. GraphSAGE: (a) For each image in the batch we sample k neighbors, e.g. $k = 3$, from h hops, e.g. $h = 2$, (b) aggregate the node feature vectors within the neighborhood to (c) obtain the final node representation. ResNet: (a) Each image of the batch is passing through the frozen part of the pre-trained (on ImageNet) network and then (b) it passes through the network’s last bottleneck which is trainable and fine-tuned to obtain the final visual representation. Finally, the obtained representations are merged and the final multimodal representation is passed to the last layer (classifier or regressor). GraphSAGE (a-c) and ResNet-152 (e) are jointly trained for all three tasks in an MTL manner.

textual information, but we focus on the significant advantages of integrating visual content and semantic-based information.

2.3 Multimodal Representations

Recently, multimodal modelling for integrating visual content and semantics has gained a lot of traction. Our work is related to that of Chen et al. [11]. They propose multi-label Graph Convolutional Neural Networks by utilizing a multimodal architecture that jointly learns image representations and object label inter-dependencies using Graph Convolutional Networks [31], achieving state-of-the-art performance in object recognition tasks. In contrast to that, here we employ recently developed efficient Graph Neural Networks [12, 23, 41, 60] that can scale to large graphs with thousands of nodes and learn from the semantic relationships between paintings for fine art categorization tasks.

Garcia et al. [17] adopt the node2vec [21] framework and build a directed heterogeneous graph using several artistic properties, such as artist schools, artwork materials and titles to jointly learn visual and contextual representations of fine art. They evaluate their proposed method using SemArt [18]. In contrast to our work, Garcia et al. [17] introduce intermediate nodes of other types to encode semantic relations between the paintings and do not directly use the node2vec framework for fine art node classification, but rather employ the graph structure to learn contextualized visual embeddings as in the neural structure learning paradigm [3]. Finally, Arya et al. [1] propose HyperLearn, a method that learns hypergraph structures and employ their approach on artist attribution task achieving comparable results to OmniArt benchmark [49], while using only a small portion of labelled data.

3 LEARNING KNOWLEDGE-ENHANCED VISUAL REPRESENTATIONS

Traditional CNNs have been proven extremely effective in fine art analysis. However, the visual arts domain is characterized by an exceptional information richness, including e.g. the explicit and implicit social networks between artists. To that end, in this work we take a multimodal approach to enhance the performance of the conventional visual content-based CNNs. Figure 2 depicts ArtSAGENet a two-branch architecture that jointly learns a CNN and a GNN-based model to learn multimodal deep context-aware visual representations of paintings.

3.1 Visual Representation Learning

Even though an arbitrary CNN can be deployed for learning visual representations, in this work we are adopting the ResNet-152 [24] architecture due to its excellent performance, choice which we will be further motivated in Section 5.1. Adopting the same notation as in [11], for a given painting, we can obtain a visual representation v_i as follows:

$$v_i = F_{GAP}(f_{CNN}(\mathcal{P}; \theta_{CNN})) \in \mathbb{R}^D, \quad (1)$$

where \mathcal{P} denotes the painting’s photographic reproduction, F_{GAP} denotes the global average pooling operation, θ_{CNN} denotes the ResNet-152, or any other CNN-based model parameters, and D denotes the visual embedding dimensionality, i.e. 2,048. We fine-tune the last bottleneck of a pre-trained on ImageNet [14] ResNet-152, albeit we omit the classifier. For either classification or regression tasks, we merge the learned visual and contextual embeddings to obtain the final multimodal painting representation.

3.2 Graph Representation Learning

Recently, Graph Neural Networks have gained popularity, because of their outstanding performance in node classification, graph classification and link prediction tasks. Given the nature of the visual arts domain, semantic knowledge can be of great leverage when analyzing artists and artworks. We conjecture that information about, e.g. social networks between the artists, if encoded properly, can be exploited by GNNs for improved fine art analysis.

To this end, we propose a novel method of classifying artwork attributes following the node classification paradigm, as shown in Figure 1. That is, we treat each artwork as a node with links to other artworks/nodes based on their semantic properties.

Early GNN methods usually operate on an adjacency matrix \mathcal{A} that encodes these relations between nodes in a full-batch setting. This significantly increases the computation complexity that hinders scaling to large graph structures. Recent GNNs propose a number of sampling methods that alleviate the latter issue. Here, we employ such GNN architectures [12, 23, 41, 60] that can scale to homogeneous graph structures with thousands of nodes and millions of edges.

Graph construction. Before training the aforementioned GNNs, we need to construct a predefined adjacency matrix \mathcal{A} . We build the adjacency matrix \mathcal{A} using the following:

$$\mathcal{A}_{ij} = \begin{cases} 1, & \text{if } \text{property}(\text{artwork}_i) = \text{property}(\text{artwork}_j), \\ 0, & \text{if } \text{property}(\text{artwork}_i) \neq \text{property}(\text{artwork}_j). \end{cases} \quad (2)$$

Since, most of the GNN methods that we adopt were originally developed for learning in undirected homogeneous graph structures, we build an undirected homogeneous graph accordingly. We leave working with recently proposed GNNs [53, 61] that can leverage structural heterogeneity for future research. We follow [1, 17] and use artistic schools to link the artworks nodes, i.e. all of the available Paul Cézanne’s paintings will be linked with the ones of Édouard Manet’s given that both artists represent the French school of painting. We follow the same practice as in [23] and downsample the edges in the original graph, so that nodes can have at most a degree of 128.

For our ArtSAGENet architecture we utilized the GraphSAGE architecture [23] to obtain context-aware node representations. Figure 2 illustrates the proposed method. That is, given a node we uniformly sample k neighbors from h hops and aggregate the neighborhood’s node feature vectors to obtain the node representation. We use a mean aggregator and obtain the node representation n_i as follows:

$$n_i = W_1 x_i + W_2 \cdot f_{AGG} x_j, \forall j \in \mathcal{N}(i) \quad (3)$$

where x_i is the node feature vector, $\mathcal{N}(i)$ denotes the neighborhood for the node i , x_j the node feature vector of the neighbor j , f_{AGG} the neighbors feature vectors aggregator, while W_1 and W_2 the learned weights. We followed [23] and set the number of hops $h = 2$ with neighborhood sample sizes $k_1 = 25$ and $k_2 = 10$ for the hops h_1 and h_2 , respectively.

We considered two methods to obtain the node feature vectors.

Visual features. First, we utilize visual representations as node features for the proposed GNN model in a multimodal fusion manner. That is, prior to training the GNNs, we utilize a pre-trained on

ImageNet and frozen ResNet-34 architecture as a backbone to extract 512-dimensional paintings visual feature vectors. In particular, we extract the features after the last convolutional layer. Thereafter, we train the proposed GNNs using the image-level visual feature vector v_i , as computed in Eq. (8).

Bag-of-words tag feature vectors. We also consider sparse input features. To this end, we use the painting’s tags as node feature vectors in a bag-of-words manner, i.e. by representing each node as an one-hot encoded vector based on its attributed tags. We collected the tags associated with the artworks from the WikiArt online collection. We considered only the 1,170 tags that appear more than 10 times in the WikiArt collection and introduce a special tag *Unknown* for paintings with no available tags.

3.3 Multimodal Embedding

Given the learned visual and context-aware embeddings, we use a merge operation to get the final knowledge enhanced visual representation. Even though we considered different merging operations, in this work we report results using only the concatenation of the visual and semantic embeddings as follows:

$$x_i = v_i \oplus n_i \quad (4)$$

3.4 Multi-Task Learning

Multi-task learning (MTL) is the setting of training an algorithm over multiple tasks and has been shown to be extremely suitable for fine art analysis [17, 48]. In this work, we propose and evaluate an MTL setting in order to attribute artworks to stylistic movements, artists and creation periods. We argue, that these three specific tasks are highly cooperative tasks, and therefore MTL can enhance the performance of our proposed methods. We use the following formula for training:

$$L_T = \sum_{t=1}^T w_t \mathcal{L}_t, \quad (5)$$

where w_t denotes the task-specific weight, \mathcal{L}_t the loss for task t and L_T the combined loss across all tasks T . In Section 5, we report results using the same task-specific weight w_i for each task t .

For multi-class classification, we employ the categorical cross-entropy loss:

$$\mathcal{L} = -\frac{1}{N} \sum_{k=1}^N \sum_{c=1}^C y_k \log \hat{y}_k \quad (6)$$

where N denotes the total number of the samples considered, C the number of total classes, y_k the ground-truth label, and \hat{y}_k the output given by the *softmax* function for the sample k .

4 EXPERIMENTAL SETUP

In this work, we utilize traditional visual content CNNs [24, 33, 43] and recently proposed GNNs [12, 23, 41, 60] as our baselines. In this section, we present the data collection and tasks that we use, and provide all necessary implementation details.

4.1 Dataset Variants and Tasks

We evaluate our proposed methods using the WikiArt online user-editable visual arts collection on four downstream tasks, namely

Table 1: Statistics of the WikiArt collection variants.

Attribute	WikiArt ^{Full}	WikiArt ^{Modern}	WikiArt ^{Artists}
Artworks	75,921	45,869	17,785
Artists	750	462	23
Styles	20	13	12
Dates	587	150	240
Timeframes	13	4	8
Tags	4,879	3,652	2,370

style classification, artist attribution, creation period estimation and tag prediction. For a fair comparison with related works [5, 15, 50] that used the WikiArt collection, we evaluate our proposed methods using the WikiArt^{Full} dataset that consists of 75,921 paintings, and the WikiArt^{Artists} subset that considers only the works of the 23 most representative artists in the WikiArt collection. In addition, we introduce another subset WikiArt^{Modern}, that consists of all the artworks from the year 1850 up to 1999, since we are interested in the modern art period as it incorporates the emergence of many major stylistic movements and several groundbreaking moments in the history of fine art. We make use of the WikiArt^{Modern} subset to evaluate the performance of our proposed methods in creation year estimation task. For this regression problem, we employ the Mean Absolute Error (MAE) [59] for training. Inspired by research in human age estimation [22, 35, 39], we report the Cumulative Score (CS) [22] evaluation metric, which is defined as follows:

$$CS(\theta) = \frac{N_\theta}{N} \times 100, \quad (7)$$

where N is the total number of paintings in the test set and N_θ denotes the number of paintings whose absolute error is less than θ years. Table 1 summarizes the dataset statistics for all the WikiArt dataset variants that we use in this work. Note that in Table 1 timeframes designate half-century periods, such as 1900-1950.

Finally, we evaluate the performance of all methods in a multi-label tag prediction task. To this end, we make use of 54,919 paintings that are associate with at least one tag that, in turn, appears at least in 1,000 unique paintings. This results in 54 unique tags, ranging from face parts, i.e. forehead and lips, nature related tags, i.e. flowers and animals, urban objects, i.e. vehicles and boats, to themes, i.e. children portraits and famous people. A detailed description of the dataset collection that we use in this paper is provided in Supplementary Material A.1.

4.2 Baselines

We follow the approach in [15] and evaluate AlexNet [33], VGG [43] and ResNet [24] architectures and their variants as CNN baselines. For model implementation, training and evaluation we used the PyTorch library [40]. For all CNN architectures, we are fine-tuning the last convolutional layer alongside the final fully-connected layer(s) by using pretrained versions on ImageNet.

We employ four recently proposed Graph Neural Networks that perform remarkably well in node classification tasks, namely Cluster-GCN [12], GraphSAGE [23], GraphSAINT [60] and SIGN [41], as GNN baselines. We use the same graph as constructed in Eq. (2).

In addition, for all GNN baselines we use the paintings visual feature vectors as node representations. We extract these visual feature vectors from the last convolutional layer of a ResNet-34 pre-trained on ImageNet as in Section 3.2. An illustration of the aforementioned approach is shown in Figure 1. For GNN architectures implementation we used the PyTorch Geometric library [16]. We experimented with several configurations for each GNN and always selected the best performing variant.

4.3 Implementation Details

For consistency with previous work, we using the same dataset split scheme as in [15]. That is, we use the 85% of the dataset as training set, the 9.5 % as validation set and the remaining 5.5% as test set. For the GNN baselines and our ArtSAGeNet we consider node neighbors only from the same set, and we omit edges between paintings from the same artist in the first hop. When training any CNN architecture, we augment the input images by using a random horizontal flip with a given probability $p = 0.5$.

For all models, we use early stopping by monitoring the validation error, e.g. we stop training if there is no improvement in validation loss after ten consecutive epochs. In addition to early stopping, we adopt a dynamic learning rate reducing strategy. That is, we monitor the validation error and reduce the learning rate by a factor of 10 once learning stagnates, i.e. if there is no improvement in validation loss after five consecutive epochs. We experimented with various settings for all models hyperparameters. We train all CNN architectures and our ArtSAGeNet using Stochastic Gradient Descent (SGD) [34] with initial learning rate set to 0.001 and momentum to 0.9 with a mini-batch size of 16. For GNNs, we use the Adam optimizer [30] with a learning rate of 0.001 and a mini-batch size of 1,024, but we omit the dynamic learning rate scheduler.

5 RESULTS

In this section, we present the experimental and qualitative evaluation of our proposed method for fine art analysis.

5.1 Fine Art Categorization

ResNet is the dominant CNN architecture. Traditional CNN architectures have been proven to be extremely powerful for visual arts analysis obtaining state-of-the-art performance in style classification [7, 15] and artist attribution tasks [62]. We observe a similar effect as in [15]. That is, for almost every task and dataset variant the dominant CNN is ResNet-152, followed by ResNet-34, while AlexNet seems to be the worst performer. Table 2 summarizes the evaluation results for all models and dataset variants.

Additionally, the dynamic learning scheduler that we have adopted seems to be extremely helpful, increasing the performance of our CNN baselines in all tasks. For example, single-task ResNet-152 achieves a 6% boost in performance compared to previous work [15] on style classification on WikiArt^{Full}. Furthermore, the multi-task learning approach enhances the performance of all CNNs across almost all tasks. We note that ResNet-152 performance on WikiArt^{Full} is the state-of-the-art performance using visual content-based CNNs. Finally, we have experimented with training the models both from-scratch and fine-tuning them. We observe that fine-tuned models that are pre-trained on ImageNet consistently outperform their

Table 2: Accuracy of ArtSAGENet and the baselines. MTL denotes Multitask Learning. WikiArt^{Modern} - Date \ddagger reports the cumulative score as in Eq. (7) with $\theta = 5$ years. \clubsuit means using tags as node feature vectors. \spadesuit means using features extracted from a ResNet-34 model pre-trained on ImageNet as node feature vectors. Higher is better (best results in bold).

Model	WikiArt ^{Full}			WikiArt ^{Modern}			WikiArt ^{Artists}		
	Style	Artist	Timeframe	Style	Artist	Date \ddagger	Style	Artist	Timeframe
AlexNet	60.3	44.0	65.8	62.6	46.1	23.2	77.8	76.9	79.1
AlexNet - MTL	61.8	45.7	66.6	63.3	47.3	18.8	79.5	78.6	79.9
VGG-16	68.3	58.5	71.1	68.9	61.2	23.0	83.8	85.6	81.2
VGG-16 - MTL	70.0	57.2	73.3	69.7	55.7	22.9	82.8	86.2	82.4
VGG-19	67.7	55.2	70.2	67.6	57.8	23.9	82.1	85.4	79.6
VGG-19 - MTL	67.9	54.9	71.5	68.3	52.6	22.8	84.2	84.4	84.2
ResNet-34	67.2	59.6	70.0	68.0	61.9	23.5	79.7	86.3	78.7
ResNet-34 - MTL	69.5	58.1	73.2	71.1	58.3	22.9	83.5	85.9	83.4
ResNet-152	69.3	64.1	72.3	69.9	66.1	23.2	84.4	88.6	83.2
ResNet-152 - MTL	74.0	62.3	76.5	73.1	64.6	25.1	85.3	88.6	86.1
Cluster-GCN	69.6	57.9	71.3	67.8	58.8	21.7	86.4	94.5	85.2
GraphSAGE	69.9	60.8	73.0	69.5	65.7	23.8	88.5	99.0	85.7
GraphSAINT	71.2	62.4	72.9	70.0	65.3	31.7	88.4	98.1	86.4
SIGN	70.1	65.5	71.4	69.1	67.1	22.4	81.6	96.9	83.5
ArtSAGENet \clubsuit - MTL	76.1	73.9	77.7	74.5	66.9	24.3	85.2	93.4	87.3
ArtSAGENet \spadesuit - MTL	77.6	76.6	79.2	76.7	75.4	24.2	88.5	98.1	88.4

from-scratch counterparts, while they converge extremely faster. For that reason, in this paper we do not report the results of training from scratch.

Graph Neural Networks for fine art analysis. Table 2 reports the performance of our GNN baselines. Consistent with the other studies, we observe that multi-task learning in some cases deteriorates GNNs performance, thus, we report results using single-task GNNs. Each GNN seems to perform on-par with the traditional single-task CNN models, while they clearly outperform AlexNet and VGG and obtain state-of-the-art performance on the smaller dataset variant WikiArt^{Artists}.

We further note that GNNs achieve an outstanding performance on WikiArt^{Artists} artist attribution task. We hypothesize that this behavior is due to the simplicity of the task using the inherited artistic school attribute.

Another interesting observation is that GraphSAGE requires only 20% of the available labelled data for training to surpass the performance of ResNet-152 - MTL trained on the WikiArt^{Artists} for artist attribution task.

ArtSAGENet obtains the state-of-the-art performance in fine art analysis. Finally, we evaluate our proposed ArtSAGENet using either visual features or tags as node feature vectors. Since we observe a slight boost in performance, we report results using multi-task learning. Table 2 illustrates that our proposed architecture is the dominant method for fine art analysis tasks.

It can be clearly seen that both ArtSAGENet variants consistently outperform all baselines in style classification and timeframe estimation. In addition, ArtSAGENet outperforms all baselines on the WikiArt^{Full} and WikiArt^{Modern} artist attribution task, while it obtains the second best performance on the WikiArt^{Artists} dataset variant. We also have to note that using dense node visual feature

vectors yields better performance than its sparse counterpart that relies on tags.

Another major observation is that ArtSAGENet significantly outperforms the multi-task ResNet-152 in the artist attribution task across all dataset variants. We hypothesize that the art school attribute is in general an informative property, which ArtSAGENet leverages to accurately attribute artists to artworks. Nevertheless, it seems to be inferior to GraphSAINT on WikiArt^{Modern} creation year estimation task within a ± 10 years period, albeit both methods perform comparably after a period of ± 25 years. The cumulative accuracy curves for the creation year estimation task are shown in Supplementary Material A.2.

5.2 Multi-Label Tag Prediction

In order to evaluate the performance of our proposed methods for multi-label fine art categorization, we employ a fine art tag prediction task. Inspired by work in object recognition [11, 52], we report per-class F1-score (CF1), overall F1-score (OF1) and mean Average Precision (mAP) for the tag categories. Detailed definitions of these measures are provided in [57].

Results are summarized in Table 3. Once again, ArtSAGENet is clearly the best performer. Yet another interesting observation is that strong CNNs, i.e. VGG and ResNet, perform better than their GNN counterparts. This suggests that a simple homogeneous structural topology that encodes information about the artistic school can not surpass the performance of powerful visual content-based methods in more complex tasks, as in tag prediction. However, it seems that all GNN baselines clearly outperform AlexNet in terms of mAP, while they need an order of magnitude less time for training and inference compared to CNN architectures.

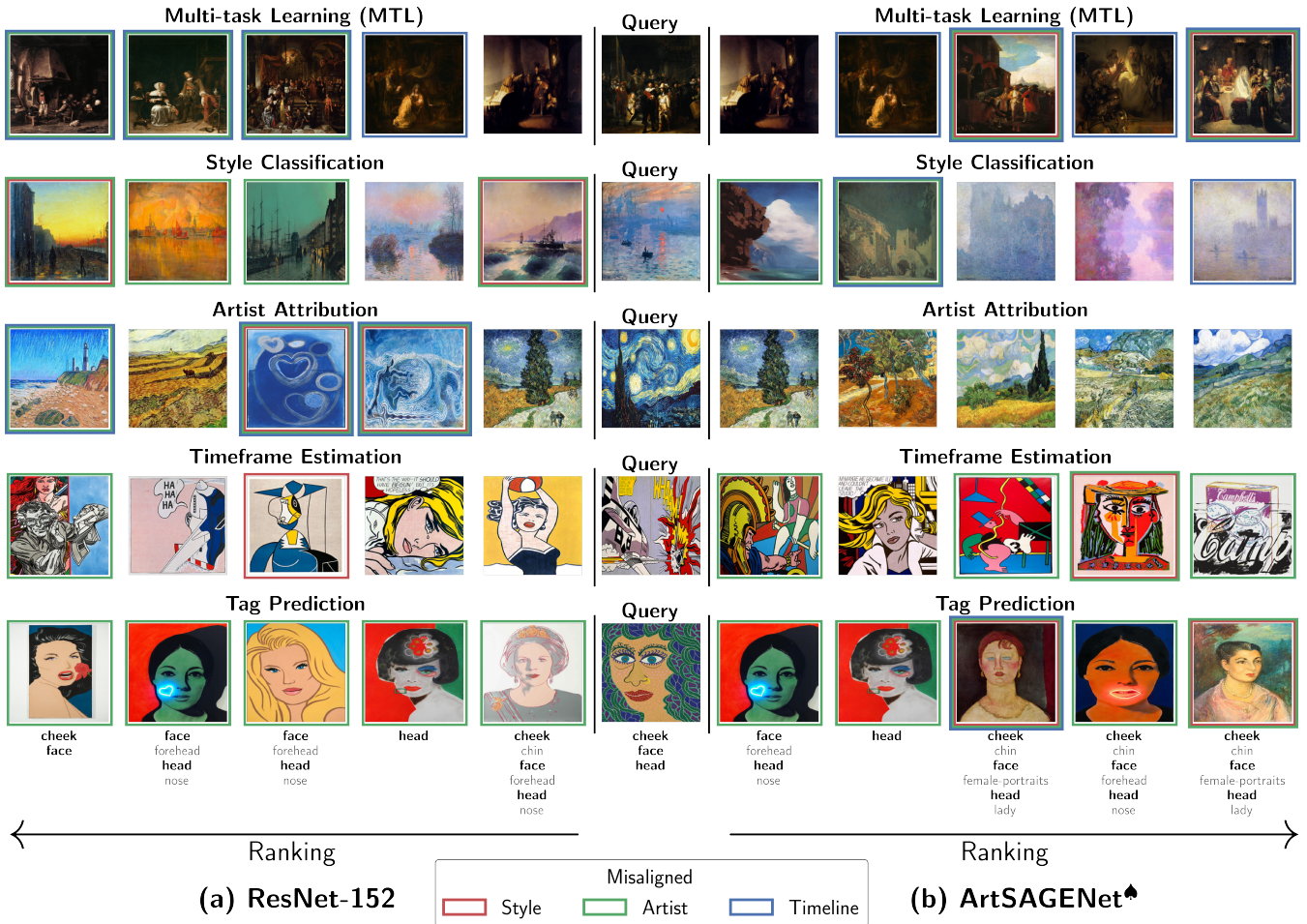


Figure 3: Qualitative analysis of learned visual representations for painting retrieval. Given a reference painting (middle), the top-5 nearest neighbors of the ResNet-152 (left) and the ArtSAGENet were retrieved (right). Misaligned patches denote paintings attributed with different **style**, **artist** or **timeline** annotation(s) from the reference painting. MTL illustrates the top-5 nearest neighbors retrieved using the Multi-task Learning model trained for style classification, artist attribution and timeframe estimation. The rest of the rows illustrate the top-5 nearest neighbors retrieved using the single-task classifiers. For the single-task tag prediction classifier, bold means that tag is attributed to the query painting, too. ♠ means using visual features as node feature vectors.

In Table 4 we compare the time needed for training and inference in case of the CNN baselines, our ArtSAGENet and the GraphSAGE architecture. Since the computational runtime of GNNs is in the same order of magnitude, we highlight here only GraphSAGE, which we use as a building block for our ArtSAGENet. GraphSAGE clearly requires almost 50 times less time for training than any CNN. Finally, we observe that our ArtSAGENet requires only a small amount of time more than the ResNet-152 it relies on.

5.3 Qualitative Analysis on Paintings Retrieval

Further to fine art analysis tasks, we evaluate the performance of our ArtSAGENet in content-based fine art retrieval. That is, we extract the learned representations for both ResNet-152 and ArtSAGENet models and use the k -nearest neighbors (k -NN) algorithm

to retrieve the top-5 nearest neighbors for each case. For ResNet-152 we extract the learned visual representations as in Eq. (8), while for our ArtSAGENet we use the multimodal embedding as obtained in Eq. (4). Then, for each reference painting we sort the paintings from the collection in ascending order based on their respective cosine distance to the query image.

Figure 3 illustrates the results for the ResNet-152 and the proposed ArtSAGENet models for each training setting, e.g. single-task versus multi-task learning. We can observe that most of the retrieved paintings have the same properties as the query painting for each method. However, we have to note that the single-task ArtSAGENet retrieval results for style classification, artist attribution and timeframe estimation are consistent across the top-5 nearest

Table 3: Performance comparison on tag prediction task. ♣ means using visual features as node feature vectors. Higher is better (best results in bold).

Model	CF1	OF1	mAP
AlexNet	54.1	59.8	60.9
VGG-16	57.4	63.6	65.3
VGG-19	56.8	62.9	64.9
ResNet-34	59.4	64.6	66.3
ResNet-152	60.3	65.2	66.7
Cluster-GCN	49.6	58.4	62.5
GraphSAINT	55.4	61.9	63.8
GraphSAGE	50.0	58.9	63.3
SIGN	51.7	59.6	63.7
ArtSAGENet♣	62.1	66.9	68.6

Table 4: Time comparison between different architectures on tag prediction task. ♣ means using visual features as node feature vectors. The relative time difference compared to GraphSAGE (fastest) is reported. Train per epoch reports relative time difference for forward/backward operations for a single epoch for all models using the same batch size, e.g. 16. Inference reports the relative time difference for forward operations on test time for full test set. For each model and both training/inference we utilized an Nvidia GeForce 1080Ti 11GB GDDR5X GPU.

Model	Train (per epoch)	Inference	Parameters
GraphSAGE	×1	×1	5M
AlexNet	×47.11	×2.86	57M
VGG-16	×53.14	×3.11	134M
VGG-19	×54.41	×3.19	140M
ResNet-34	×48.54	×2.89	21M
ResNet-152	×52.60	×3.09	58M
ArtSAGENet♣	×52.74	×3.10	63M

neighbors, e.g. all neighbors share the same attribute of interest with the query object.

Figure 4 depicts the top-5 nearest neighbors of Pablo Picasso’s proto-cubist *Les Femmes d’Alger (O.J.)* (1907) painting for single-task and multi-task ArtSAGENet. It is worth pointing out that all the retrieved artworks have the same relevant attribute, except for the artist attribution’s fifth nearest neighbor, which is the *Little Harbor in Normandy* (1909), one of the first examples of Georges Braque’s early cubist style, and the fifth nearest neighbor for timeframe estimator, which is Pablo Picasso’s *Seated Woman* (1953). Finally, yet another interesting observation is about the top-5 paintings returned from single-task ArtSAGENet style classifier. We can see that the first nearest neighbor is Pablo Picasso’s fellow Spanish countryman Salvador Dalí’s *Figura damunt les roques* (1926) cubist painting, while the second, third, and fifth nearest neighbors belong to another great Spanish artist, Juan Gris, who was closely




Figure 4: Qualitative analysis of single and multi-task ArtSAGENet learned representations for painting retrieval.

connected with the emergence of the Cubism art movement, and Pablo Picasso’s friend and neighbor in Montmartre, Paris.

6 CONCLUSION

In this work, we proposed ArtSAGENet, a multimodal approach that learns knowledge enhanced visual representations of fine art. Experimental results illustrate that our proposed method leverages both visual and semantic-based information achieving state-of-the-art performance in several fine art categorization tasks. Qualitative analysis of the learned representations shows that ArtSAGENet encodes interesting semantic-level properties, which suggest, for instance, that Pablo Picasso’s works in his Cubist period have a particularly close relation with those of Juan Gris. As this paper has demonstrated, integrating visual and semantic content provides a solid foundation for further research exploring such relationships in visual arts, and especially the dynamic processes of influence and innovation.

REFERENCES

- [1] Devanshu Arya, Stevan Rudinac, and Marcel Worring. 2019. HyperLearn: A Distributed Approach for Representation Learning in Datasets With Many Modalities. In *Proceedings of the 27th ACM International Conference on Multimedia* (Nice, France) (*MM '19*). Association for Computing Machinery, New York, NY, USA, 2245–2253. <https://doi.org/10.1145/3343031.3350572>
- [2] Simone Bianco, Davide Mazzini, Paolo Napoletano, and Raimondo Schettini. 2019. Multitask painting categorization by deep multibranch neural network. *Expert Systems with Applications* 135 (2019), 90 – 101. <https://doi.org/10.1016/j.eswa.2019.05.036>
- [3] Thang D. Bui, Sujith Ravi, and Vivek Ramavajjala. 2018. Neural Graph Learning: Training Neural Networks Using Graphs. In *Proceedings of the Eleventh ACM International Conference on Web Search and Data Mining* (Marina Del Rey, CA, USA) (*WSDM '18*). Association for Computing Machinery, New York, NY, USA, 64–71. <https://doi.org/10.1145/3159652.3159731>
- [4] Rich Caruana. 1997. Multitask learning. *Machine learning* 28, 1 (1997), 41–75.
- [5] Eva Cetinic, Tomislav Lipic, and Sonja Grgic. 2018. Fine-tuning convolutional neural networks for fine art classification. *Expert Systems with Applications* 114 (2018), 107–118.
- [6] Eva Cetinic, Tomislav Lipic, and Sonja Grgic. 2019. A deep learning perspective on beauty, sentiment, and remembrance of art. *IEEE Access* 7 (2019), 73694–73710.
- [7] Eva Cetinic, Tomislav Lipic, and Sonja Grgic. 2020. Learning the Principles of Art History with convolutional neural networks. *Pattern Recognition Letters* 129 (2020), 56 – 62. <https://doi.org/10.1016/j.patrec.2019.11.008>
- [8] Eva Cetinic and James She. 2021. Understanding and Creating Art with AI: Review and Outlook. *arXiv preprint arXiv:2102.09109* (2021).
- [9] Anna C. Chave. 1994. New Encounters with Les Demoiselles d’Avignon: Gender, Race, and the Origins of Cubism. *The Art Bulletin* 76, 4 (1994), 597–611. <http://www.jstor.org/stable/3046058>
- [10] Liyi Chen and Jufeng Yang. 2019. Recognizing the Style of Visual Arts via Adaptive Cross-layer Correlation. In *Proceedings of the 27th ACM International Conference on Multimedia*. 2459–2467.
- [11] Zhao-Min Chen, Xiu-Shen Wei, Peng Wang, and Yanwen Guo. 2019. Multi-label image recognition with graph convolutional networks. In *Proceedings of the IEEE/CVF Conference on Computer Vision and Pattern Recognition*. 5177–5186.
- [12] Wei-Lin Chiang, Xuanqing Liu, Si Si, Yang Li, Samy Bengio, and Cho-Jui Hsieh. 2019. Cluster-gcn: An efficient algorithm for training deep and large graph convolutional networks. In *Proceedings of the 25th ACM SIGKDD International Conference on Knowledge Discovery & Data Mining*. 257–266.
- [13] Elliot Crowley and Andrew Zisserman. 2014. The State of the Art: Object Retrieval in Paintings using Discriminative Regions. In *Proceedings of the British Machine Vision Conference*. BMVA Press. <https://doi.org/10.5244/C.28.38>
- [14] J. Deng, W. Dong, R. Socher, L.-J. Li, K. Li, and L. Fei-Fei. 2009. ImageNet: A Large-Scale Hierarchical Image Database. In *CVPR09*.
- [15] Ahmed Elgammal, Bingchen Liu, Diana Kim, Mohamed Elhoseiny, and Marian Mazzone. 2018. The shape of art history in the eyes of the machine. In *Thirty-Second AAAI Conference on Artificial Intelligence*.
- [16] Matthias Fey and Jan E. Lenssen. 2019. Fast Graph Representation Learning with PyTorch Geometric. In *ICLR Workshop on Representation Learning on Graphs and Manifolds*.
- [17] Noa Garcia, Benjamin Renoust, and Yuta Nakashima. 2019. Context-Aware Embeddings for Automatic Art Analysis. In *Proceedings of the 2019 International Conference on Multimedia Retrieval* (Ottawa ON, Canada) (*ICMR '19*). Association for Computing Machinery, New York, NY, USA, 25–33. <https://doi.org/10.1145/3323873.3325028>
- [18] Noa Garcia and George Vogiatzis. 2018. How to read paintings: semantic art understanding with multi-modal retrieval. In *Proceedings of the European Conference on Computer Vision (ECCV) Workshops*. 0–0.
- [19] Leon A Gatys, Alexander S Ecker, and Matthias Bethge. 2016. Image style transfer using convolutional neural networks. In *Proceedings of the IEEE conference on computer vision and pattern recognition*. 2414–2423.
- [20] Nicolas Gonthier, Yann Gousseau, Said Ladjal, and Olivier Bonfait. 2018. Weakly Supervised Object Detection in Artworks. In *Proceedings of the European Conference on Computer Vision (ECCV) Workshops*.
- [21] Aditya Grover and Jure Leskovec. 2016. Node2vec: Scalable Feature Learning for Networks. In *Proceedings of the 22nd ACM SIGKDD International Conference on Knowledge Discovery and Data Mining* (San Francisco, California, USA) (*KDD '16*). Association for Computing Machinery, New York, NY, USA, 855–864. <https://doi.org/10.1145/2939672.2939754>
- [22] G. Guo, Guowang Mu, Y. Fu, and T. S. Huang. 2009. Human age estimation using bio-inspired features. In *2009 IEEE Conference on Computer Vision and Pattern Recognition*. 112–119. <https://doi.org/10.1109/CVPR.2009.5206681>
- [23] William L. Hamilton, Zitao Ying, and Jure Leskovec. 2017. Inductive Representation Learning on Large Graphs. In *NIPS*. 1025–1035. <http://papers.nips.cc/paper/6703-inductive-representation-learning-on-large-graphs>
- [24] Kaiming He, Xiangyu Zhang, Shaoqing Ren, and Jian Sun. 2016. Deep residual learning for image recognition. In *Proceedings of the IEEE conference on computer vision and pattern recognition*. 770–778.
- [25] Yongcheng Jing, Yezhou Yang, Zunlei Feng, Jingwen Ye, Yizhou Yu, and Mingli Song. 2019. Neural style transfer: A review. *IEEE transactions on visualization and computer graphics* (2019).
- [26] Fahad Shahbaz Khan, Shida Beigpour, Joost Van de Weijer, and Michael Felsberg. 2014. Painting-91: a large scale database for computational painting categorization. *Machine vision and applications* 25, 6 (2014), 1385–1397.
- [27] M Hadi Kiapour, Kota Yamaguchi, Alexander C Berg, and Tamara L Berg. 2014. Hipster wars: Discovering elements of fashion styles. In *European conference on computer vision*. Springer, 472–488.
- [28] Diana S Kim, Bingchen Liu, Ahmed Elgammal, and Marian Mazzone. [n.d.]. Finding principal semantics of style in art. In *2018 IEEE 12th International Conference on Semantic Computing (ICSC)*. IEEE, 156–163.
- [29] D. S. Kim, B. Liu, A. Elgammal, and M. Mazzone. 2018. Finding Principal Semantics of Style in Art. In *2018 IEEE 12th International Conference on Semantic Computing (ICSC)*. 156–163.
- [30] Diederik P. Kingma and Jimmy Ba. 2014. Adam: A Method for Stochastic Optimization. <http://arxiv.org/abs/1412.6980> cite arxiv:1412.6980Comment: Published as a conference paper at the 3rd International Conference for Learning Representations, San Diego, 2015.
- [31] Thomas N. Kipf and Max Welling. 2017. Semi-Supervised Classification with Graph Convolutional Networks. In *International Conference on Learning Representations (ICLR)*.
- [32] Iasonas Kokkinos. 2017. Ubernet: Training a Universal Convolutional Neural Network for Low-, Mid-, and High-Level Vision Using Diverse Datasets and Limited Memory. In *Proceedings of the IEEE Conference on Computer Vision and Pattern Recognition (CVPR)*.
- [33] Alex Krizhevsky, Ilya Sutskever, and Geoffrey E. Hinton. 2012. ImageNet Classification with Deep Convolutional Neural Networks. In *Proceedings of the 25th International Conference on Neural Information Processing Systems - Volume 1* (Lake Tahoe, Nevada) (*NIPS'12*). Curran Associates Inc., Red Hook, NY, USA, 1097–1105.
- [34] Y. Lecun, L. Bottou, Y. Bengio, and P. Haffner. 1998. Gradient-based learning applied to document recognition. *Proc. IEEE* 86, 11 (1998), 2278–2324. <https://doi.org/10.1109/5.726791>
- [35] Wanhua Li, Jiwen Lu, Jianjiang Feng, Chunjing Xu, Jie Zhou, and Qi Tian. 2019. BridgeNet: A Continuity-Aware Probabilistic Network for Age Estimation. In *Proceedings of the IEEE/CVF Conference on Computer Vision and Pattern Recognition (CVPR)*.
- [36] Prathmesh Madhu, Ronak Kosti, Lara Mührenberg, Peter Bell, Andreas Maier, and Vincent Christlein. 2019. Recognizing Characters in Art History Using Deep Learning. In *Proceedings of the 1st Workshop on Structuring and Understanding of Multimedia HeritAge Contents* (Nice, France) (*SUMAC '19*). Association for Computing Machinery, New York, NY, USA, 15–22. <https://doi.org/10.1145/3347317.3357242>
- [37] Hui Mao, Ming Cheung, and James She. 2017. Deepart: Learning joint representations of visual arts. In *Proceedings of the 25th ACM international conference on Multimedia*. 1183–1191.
- [38] Thomas Mensink and Jan Van Gemert. 2014. The rijksmuseum challenge: Museum-centered visual recognition. In *Proceedings of International Conference on Multimedia Retrieval*. 451–454.
- [39] H. Pan, H. Han, S. Shan, and X. Chen. 2018. Mean-Variance Loss for Deep Age Estimation from a Face. In *2018 IEEE/CVF Conference on Computer Vision and Pattern Recognition*. 5285–5294. <https://doi.org/10.1109/CVPR.2018.00554>
- [40] Adam Paszke, Sam Gross, Francisco Massa, Adam Lerer, James Bradbury, Gregory Chanan, Trevor Killeen, Zeming Lin, Natalia Gimelshein, Luca Antiga, Alban Desmaison, Andreas Kopf, Edward Yang, Zachary DeVito, Martin Raison, Alykhan Tejani, Sasank Chilamkurthy, Benoit Steiner, Lu Fang, Junjie Bai, and Soumith Chintala. 2019. PyTorch: An Imperative Style, High-Performance Deep Learning Library. In *Advances in Neural Information Processing Systems* 32, H. Wallach, H. Larochelle, A. Beygelzimer, F. d’Alché-Buc, E. Fox, and R. Garnett (Eds.). Curran Associates, Inc., 8024–8035. <http://papers.nips.cc/paper/9015-pytorch-an-imperative-style-high-performance-deep-learning-library.pdf>
- [41] Emanuele Rossi, Fabrizio Frasca, Ben Chamberlain, Davide Eynard, Michael M. Bronstein, and Federico Monti. 2020. SIGN: Scalable Inception Graph Neural Networks. *CoRR* abs/2004.11198 (2020). <https://arxiv.org/abs/2004.11198>
- [42] Xi Shen, Alexei A Efros, and Mathieu Aubry. 2019. Discovering visual patterns in art collections with spatially-consistent feature learning. In *Proceedings of the IEEE Conference on Computer Vision and Pattern Recognition*. 9278–9287.
- [43] Karen Simonyan and Andrew Zisserman. 2015. Very Deep Convolutional Networks for Large-Scale Image Recognition. In *International Conference on Learning Representations*.
- [44] Trevor Standley, Amir Roshan Zamir, Dawn Chen, Leonidas J. Guibas, Jitendra Malik, and Silvio Savarese. 2020. Which Tasks Should Be Learned Together in Multi-task Learning?. In *Proceedings of the 37th International Conference on Machine Learning, ICML 2020, 13-18 July 2020, Virtual Event (Proceedings of Machine Learning Research, Vol. 119)*. PMLR, 9120–9132. <http://proceedings.mlr.press/v119/standley20a.html>

- [45] Matteo Stefanini, Marcella Cornia, Lorenzo Baraldi, Massimiliano Corsini, and Rita Cucchiara. 2019. Artpedia: A new visual-semantic dataset with visual and contextual sentences in the artistic domain. In *International Conference on Image Analysis and Processing*. Springer, 729–740.
- [46] Gjorgji Strezoski, Inske Groenen, Jurriaan Besenbruch, and Marcel Worring. 2018. Artsight: an artistic data exploration engine. In *Proceedings of the 26th ACM international conference on Multimedia*. 1240–1241.
- [47] Gjorgji Strezoski, Arumoy Shome, Riccardo Bianchi, Shruti Rao, and Marcel Worring. 2019. Ace: Art, color and emotion. In *Proceedings of the 27th ACM International Conference on Multimedia*. 1053–1055.
- [48] Gjorgji Strezoski and Marcel Worring. 2017. Omniart: multi-task deep learning for artistic data analysis. *arXiv preprint arXiv:1708.00684* (2017).
- [49] Gjorgji Strezoski and Marcel Worring. 2018. OmniArt: A Large-Scale Artistic Benchmark. *ACM Trans. Multimedia Comput. Commun. Appl.* 14, 4, Article 88 (Oct. 2018), 21 pages. <https://doi.org/10.1145/3273022>
- [50] Wei Ren Tan, Chee Seng Chan, Hernán E Aguirre, and Kiyoshi Tanaka. 2016. Ceci n’est pas une pipe: A deep convolutional network for fine-art paintings classification. In *2016 IEEE international conference on image processing (ICIP)*. IEEE, 3703–3707.
- [51] Simon Vandenhende, Stamatios Georgoulis, Wouter Gansbeke, Marc Proesmans, and Dengxin Dai. 2021. Multi-Task Learning for Dense Prediction Tasks: A Survey. *IEEE Transactions on Pattern Analysis and Machine Intelligence* PP (01 2021), 1–1. <https://doi.org/10.1109/TPAMI.2021.3054719>
- [52] Jiang Wang, Yi Yang, Junhua Mao, Zhiheng Huang, Chang Huang, and Wei Xu. 2016. Cnn-rnn: A unified framework for multi-label image classification. In *Proceedings of the IEEE conference on computer vision and pattern recognition*. 2285–2294.
- [53] Xiao Wang, Houye Ji, Chuan Shi, Bai Wang, Yanfang Ye, Peng Cui, and Philip S Yu. 2019. Heterogeneous graph attention network. In *The World Wide Web Conference*. 2022–2032.
- [54] WikiArt. [n.d.]. Visual Art Encyclopedia. <https://www.wikiart.org/>
- [55] Michael J. Wilber, Chen Fang, Hailin Jin, Aaron Hertzmann, John Collomosse, and Serge Belongie. 2017. BAM! The Behance Artistic Media Dataset for Recognition Beyond Photography. In *The IEEE International Conference on Computer Vision (ICCV)*.
- [56] Heinrich Wölfflin. 1915. *Principles of art history*.
- [57] Xi-Zhu Wu and Zhi-Hua Zhou. 2017. A Unified View of Multi-Label Performance Measures. In *Proceedings of the 34th International Conference on Machine Learning (Proceedings of Machine Learning Research, Vol. 70)*, Doina Precup and Yee Whye Teh (Eds.). PMLR, 3780–3788. <http://proceedings.mlr.press/v70/wu17a.html>
- [58] Zhe Xu, Dacheng Tao, Ya Zhang, Junjie Wu, and Ah Chung Tsoi. 2014. Architectural style classification using multinomial latent logistic regression. In *European Conference on Computer Vision*. Springer, 600–615.
- [59] X. Yang, B. Gao, C. Xing, Z. Huo, X. Wei, Y. Zhou, J. Wu, and X. Geng. 2015. Deep Label Distribution Learning for Apparent Age Estimation. In *2015 IEEE International Conference on Computer Vision Workshop (ICCVW)*. 344–350. <https://doi.org/10.1109/ICCVW.2015.53>
- [60] Hanqing Zeng, Hongkuan Zhou, Ajitesh Srivastava, Rajgopal Kannan, and Viktor Prasanna. 2020. GraphSAINT: Graph Sampling Based Inductive Learning Method. In *International Conference on Learning Representations*. <https://openreview.net/forum?id=BJe8pkHFwS>
- [61] Chuxu Zhang, Dongjin Song, Chao Huang, Ananthram Swami, and Nitesh V Chawla. 2019. Heterogeneous graph neural network. In *Proceedings of the 25th ACM SIGKDD International Conference on Knowledge Discovery & Data Mining*. 793–803.
- [62] Wentao Zhao, Dalin Zhou, Xinguo Qiu, and Wei Jiang. 2021. Compare the performance of the models in art classification. *PLOS ONE* 16, 3 (03 2021), 1–16. <https://doi.org/10.1371/journal.pone.0248414>
- [63] Wentao Zhao, Dalin Zhou, Xinguo Qiu, and Wei Jiang. 2021. How to Represent Paintings: A Painting Classification Using Artistic Comments. *Sensors* 21, 6 (2021). <https://doi.org/10.3390/s21061940>

A SUPPLEMENTARY MATERIAL

A.1 Dataset Collection

Here, we provide the necessary details for collecting the WikiArt dataset [54] and its variants. Since labelling artworks’ stylistic categories has been shown to be quite demanding [15], we use the fine-grained obtained annotations from the WikiArt collection as in [5, 15, 50]. Table 5 reports the number of paintings per stylistic category in the WikiArt^{Full} dataset. Furthermore, we gathered information regarding the artworks’ respective artists and creation dates. To alleviate the issue of missing annotations for creation

dates, we created a *timeframe* property, which is basically an attribute of half-centuries, e.g. from 1900 to 1950. We used the artists’ active years, as provided from WikiArt, to automatically annotate artworks with missing dates to a timeframe. Finally, we map each artwork with a known creation date to its’ respective timeframe, i.e. for a painting that was created in 1907 the respective timeframe would be 1900-1950. For the tag prediction task, we gathered the tags associated with the paintings photographic reproductions on WikiArt collection. We make use of 54,919 paintings’ images that are associate with at least one tag that, in turn, appears at least in 1,000 unique images. The latter results in a total of 54 unique tags, ranging from face parts, i.e. forehead and lips, nature related tags, i.e. flowers and animals, urban objects, i.e. vehicles and boats, to themes, i.e. children portraits and famous people.

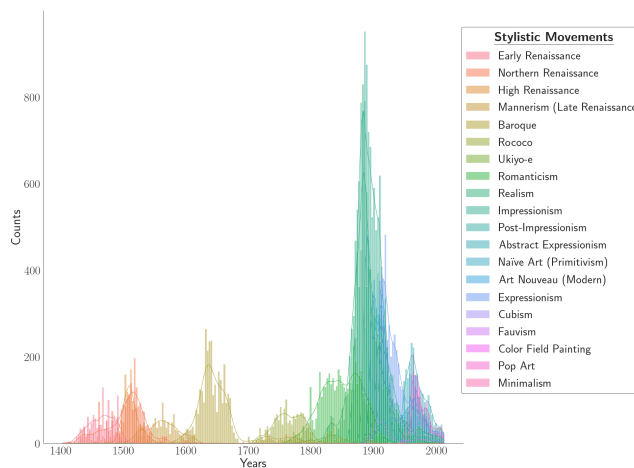


Figure 5: Stylistic Movements distribution over time on WikiArt dataset.

Although the timeframe attribute as defined in the aforementioned paradigm can be an interesting property of an artwork, our goal is to build machines that can efficiently predict the exact creation year. As it can be clearly seen from Figure 5, in the WikiArt 76k collection, there are approximately 50k artworks with a known creation date spanning a time period of 587 years. However, we experienced that annotations of artworks creation dates from early artistic movements, i.e. the Renaissance related movements, are inexact, with most cases being annotated with an estimated period rather a single year. In order to facilitate a more fine-grained evaluation of our approach and the baselines on creation date estimation task, we propose a subset of the WikiArt 76k collection that consists of all paintings present that are attributed to any given year from 1850. We call this subset, that consists of 45,869 artworks with a known creation date, WikiArt^{Modern}. Figure 5 shows the distribution of stylistic movements over time. It can be clearly seen that during the modern art period, there is a significant increase in emerging stylistic movements.

Yet another issue that one may experience when utilizing the WikiArt dataset collection is that the representation of the artists within the dataset follows a Zipfian-type long tail distribution. Cetinic et al. [6], Tan et al. [50] among others have previously

Table 5: Stylistic categories in WikiArt^{Full}.

Style	Number of Paintings
Early Renaissance	1,391
Northern Renaissance	2,552
High Renaissance	1,343
Mannerism (Late Renaissance)	1,279
Baroque	4,235
Rococo	2,087
Ukiyo-E	1,167
Romanticism	6,957
Realism	11,403
Impressionism	13,019
Post-Impressionism	6,811
Abstract Expressionism	2,855
Naive Art (Primitivism)	2,329
Art Nouveau (Modern)	4,325
Expressionism	6,563
Cubism	2,528
Fauvism	811
Color Field Painting	1,546
Pop Art	1,449
Minimalism	1,271
Total Number of Paintings	75,921

used a subset of the WikiArt 76k collections to attribute artists to artworks. In order to be consistent with this line of work, and, since a large number of artworks within the WikiArt 76k dataset is attributed to only a few artists, we evaluate the performance of our models on a subset that, we call WikiArt^{Artists}, and consists of 17,785 available paintings of the 23 most representative artists within the WikiArt 76k collection. Table 6 reports the number of paintings per artist in the WikiArt^{Artists} subset.

A.2 Creation Year Estimation

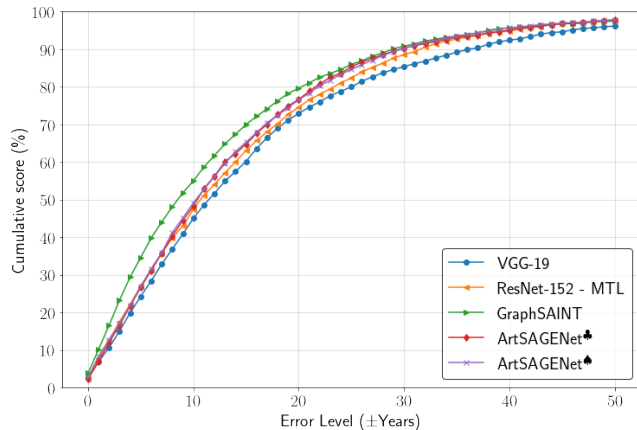


Figure 6: Cumulative score for the creation year estimation task on the WikiArt^{Modern} dataset variant.

Table 6: Artists distribution in WikiArt^{Artists}.

Artist	Number of Paintings
Vincent van Gogh	1,890
Pierre-Auguste Renoir	1,400
Claude Monet	1,334
Pyotr Konchalovsky	919
Camille Pissarro	887
Albrecht Dürer	828
John Singer Sargent	784
Rembrandt	777
Marc Chagall	765
Gustave Doré	753
Pablo Picasso	745
Nicholas Roerich	650
Boris Kustodiev	633
Edgar Degas	611
Paul Cézanne	579
Ivan Aivazovsky	577
Eugène Boudin	555
Childe Hassam	550
Ilya Repin	539
Ivan Shishkin	520
Raphael Kirchner	516
Martiros Saryan	510
Salvador Dalí	463
Total Number of Paintings	17,785

We follow the same practice as in human age estimation task [35, 39] and evaluate the models performance on the creation year estimation task using the cumulative score [22]. We compute the cumulative score as follows:

$$CS(\theta) = \frac{N_\theta}{N} \times 100, \quad (8)$$

where N is the total number of paintings in the test set and N_θ denotes the number of paintings whose absolute error is less than θ years.

Figure 6 depicts the performance of the five best models in terms of cumulative score. All models achieve an impressive performance in estimating the creation year within a ± 20 years period, while GraphSAINT can almost predict the artworks creation year with approximately 60% accuracy within a ± 10 years period.