

Using Transformers to Provide Teachers with Personalized Feedback on their Classroom Discourse: The TalkMoves Application

Abhijit Suresh, Jennifer Jacobs, Vivian Lai, Chenhao Tan,
Wayne Ward, James H. Martin, Tamara Sumner

¹ Institute of Cognitive Science
Department of Computer Science
University of Colorado Boulder
FirstName.LastName@colorado.edu

Abstract

TalkMoves is an innovative application designed to support K-12 mathematics teachers to reflect on, and continuously improve their instructional practices. This application combines state-of-the-art natural language processing capabilities with automated speech recognition to automatically analyze classroom recordings and provide teachers with personalized feedback on their use of specific types of discourse aimed at broadening and deepening classroom conversations about mathematics. These specific discourse strategies are referred to as “talk moves” within the mathematics education community and prior research has documented the ways in which systematic use of these discourse strategies can positively impact student engagement and learning. In this article, we describe the TalkMoves application’s cloud-based infrastructure for managing and processing classroom recordings, and its interface for providing teachers with feedback on their use of talk moves during individual teaching episodes. We present the series of model architectures we developed, and the studies we conducted, to develop our best-performing, transformer-based model ($F1 = 79.3\%$). We also discuss several technical challenges that need to be addressed when working with real-world speech and language data from noisy K-12 classrooms.

Introduction

The TalkMoves application builds on advances in deep learning for natural language processing and speech recognition to automatically analyze classroom recordings and provide K-12 teachers with personalized feedback on their instructional practices. Classroom recordings consist of video, audio, and/or transcripts of teaching episodes, including entire lessons or portions of lessons. In this research, we provide teachers with off-the-shelf tools such as tablets and SWIVL devices (Franklin et al. 2018; McCoy, Lynam, and Kelly 2018) that enable them to self-record high-quality video and audio in noisy classroom environments. Much of the critical information from these classroom recordings of teacher and student interactions is captured in the speech and language components. The TalkMoves application processes each classroom recording by analyzing every teacher and student utterance in order to generate a detailed record

of the “talk moves” being used in classroom conversations along with other relevant discursive features. The application then provides teachers with detailed feedback on the degree to which they engaged their students in productive patterns of discourse.

The purpose of the TalkMoves application is to address a significant challenge in mathematics education: providing teachers with immediate and actionable feedback on their use of effective classroom discourse strategies. Currently, providing teachers with such feedback requires highly trained observers to hand code transcripts of classroom recordings using qualitative research methods (e.g., Correnti et al. 2015)). This approach is time-consuming, expensive, and demands considerable human expertise. As a result, current approaches simply do not scale to large numbers of teachers. TalkBack will automate and scale up this process, enabling more teachers to receive prompt and accessible feedback on these important instructional practices.

Notably, from a natural language processing perspective, mathematics education research has converged on a detailed understanding of the types of discourse strategies that promote student learning and engagement, and several groups have developed detailed frameworks describing these strategies and how to best use them (Zhang et al. 2004; Szymanski 2002). Talk moves are specific discussion strategies that teachers can use to enable all students to equitably participate in a rigorous classroom learning environment. Teachers use talk moves to encourage their students to contribute and listen to each other, to engage with the math content, and to dig deeply into their own reasoning. In the studies presented here, we are building on a well-established and well-specified talk moves framework known as Accountable Talk (O’Connor, Michaels, and Chapin 2015). Accountable talk looks “strikingly similar to the norms of discourse called for in theories of deliberative democracy” (Michaels, O’Connor, and Resnick 2008). Specifically, accountable talk supports a discussion-based classroom community with the expectation that all students have equal access to participation, subject matter content, and developing appropriate habits of mind (Michaels et al. 2010).

In our previous work, we trained a deep learning model based on Bidirectional Long Short-Term memory (Bi-LSTM) to label all the teacher sentences spoken during

math lessons with their corresponding Accountable Talk move and achieved an F1 performance up to 65% (Suresh et al. 2018, 2019). The noisy and imbalanced nature of classroom speech data can be challenging when performing downstream sequence classification. We have leveraged recent advances in natural language processing, including contextual word embedding (Pennington, Socher, and Manning 2014) and transformers (Devlin et al. 2018; Liu et al. 2019), to develop and study a series of model architectures to classify student-teacher sequences containing Accountable Talk moves. Results show a significant improvement over our previous work, with an F1 performance of 79.3%. We discuss several technical challenges arising from working with speech and language data collected in real-world classrooms, such as widely varying use of different talk move types and the impact of automated speech recognition on talk move model classification errors.

Related Educational Theory

The Common Core State Standards (CCSS) for mathematics underscore the need for social interaction and communication as a means to promote learning environments in which students actively contribute and engage with each other’s ideas (Franke et al. 2015). Michaels, O’Connor and colleagues developed an approach to classroom discourse called “accountable talk” (O’Connor, Michaels, and Chapin 2015). At the heart of accountable talk theory is the notion that teachers should organize discussions that promote students’ equitable participation in a rigorous learning environment. The use of talk moves is an “important and universally recognized dimension of teaching” (Correnti et al. 2015), and prior research has established strong linkages between productive classroom discourse and student achievement e.g., (Boston 2012; Munter 2014; Resnick, Michaels, and O’Connor 2010; Walshaw and Anthony 2008; Webb et al. 2014).

Intentionally and skillfully using talk moves takes time and practice (Correnti et al. 2015). However, using talk moves helps to ensure that classroom discussions will be purposeful, coherent, and productive. As shown in Table 1, talk moves can be classified as falling into three broad categories: accountability to the learning community, accountability to content knowledge, and accountability to rigorous thinking. The goal is for teachers to utilize a variety of talk moves, as appropriate, within each of these categories to ensure that students are engaged and actively participating, responsible for making accurate and appropriate claims, and providing accessible and well-reasoned arguments (Michaels et al. 2010).

Talk Moves Model

The primary goal of this study is to classify teacher sentences into six discourse classes or labels with high reliability in order to generate feedback on individual teacher’s instruction. In addition, the model should also be able to distinguish between teacher sentences with and without talk moves. We define these efforts as a 7-way sequence classification problem i.e., for each teacher sentence in the tran-

script, the model produces a probability (softmax) distribution over the six discourse strategies and “None”. Our previous attempt (Suresh et al. 2019) to classify teacher sentences relied on a turn-based format, where each turn was defined as a spoken exchange between the teacher and a student. We used multiple features including sentence embedding, bag-of-words embedding with GloVe (Pennington, Socher, and Manning 2014) and a count-vectorizer. The resulting model had a F1 performance accuracy up to 65%. In an effort to improve the robustness, reliability and performance of the model, we have now extended this work using more updated, state-of-the-art models to detect talk moves, such as transformer architectures. Recent advances in transformer architectures and its variants have resulted in significant improvements in performance across a number of downstream tasks including similarity, inference, paraphrasing and classification tasks among others (Devlin et al. 2018; Liu et al. 2019). In this section, we discuss the talk moves data, the evaluation metrics, and the results from different model experiments and architectures.

Data

For this study, we collected 501 written transcripts of kindergarten through 12th grade (K-12) math lessons from multiple sources. All the transcripts were segmented into sentences using an automated script. Each sentence in the transcript was manually coded for six talk moves by one of two experienced annotators who were extensively trained on accountable talk and adhered to a detailed coding manual. The annotators established initial reliability with one another prior to applying the codes and again when they were approximately halfway through coding to ensure that their coding remained accurate and consistent. Inter-rater agreement, calculated using Cohen’s kappa (McHugh 2012), was above .90 for each talk move at both time periods (see Table 2). These sentences annotated by human experts served as the “ground-truth” training dataset for our model.

All the sentences in the dataset were stripped of punctuation and lower-cased. In this study we used a student-teacher “sentence pair” format, which is a combination of a teacher sentence concatenated with the immediately prior student sentence. This format enables the model to have access to the previous student sentence as context, which is especially important for the talk moves Restating and Revoicing (when the teacher essentially repeats what a student has already said). Examples of student-teacher sentence pairs are shown in Table 3.

The dataset used in this study consists of 176,757 sentences, which can be broken down into 115,418 teacher sentences and 61,339 student sentences. The skewed distribution of the individual talk moves makes it harder for the model to differentiate between a high frequency label compared to a low frequency label (see Figure 1). In addition, sentences extracted from classroom transcripts are noisy, meaning they frequently lack well-formed syntax, include misspellings, and have missing words. The unbalanced distribution along with the noisy nature of the individual sentences make talk moves classification a challenging sequence classification problem. The talk moves dataset

Category	Talk move	Description	Example
Learning Community	Keeping everyone together	Prompting students to be active listeners and orienting students to each other	“What did Eliza just say her equation was?”
Learning Community	Getting students to another’s ideas	Prompting students to react to what a classmate said	“Do you agree with Juan that the answer is 7/10?”
Learning Community	Restating	Repeating all or part of what a student says word for word	“Add two here”
Content Knowledge	Press for accuracy	Prompting students to make a mathematical contribution or use mathematical language	“Can you give an example of an ordered pair?”
Rigorous thinking	Revoicing	Repeating what a student says but adding on to it or changing the wording	“Julia told us she would add two here.”
Rigorous thinking	Press for reasoning	Prompting students to explain or provide evidence, share their thinking behind a decision, or connect ideas or representations	“Why could I argue that the slope should be increasing?”

Table 1: The six accountable teacher talk moves incorporated in the TalkMoves application.

Coding decision	Inter-rater agreement	Initial kappa	Midpoint kappa
Keeping everyone together	88%	0.91	0.96
Getting students to relate	94%	0.91	0.92
Restating	100%	1.0	1.0
Revoicing	98%	0.99	1.0
Press for accuracy	89%	0.93	0.95
Press for reasoning	92%	0.95	0.95

Table 2: Cohen’s kappa scores between annotators who labelled each sentence from the collected transcripts as one of 7 unique labels (6 talk moves and “none”).

was split into training, validation, and test sets according to an 80/10/10 % split. Both the validation and testing sets were stratified to mimic the distribution of the labels in the training set. The validation set was used for hyper-parameter tuning and the testing set was used for evaluating the model performance.

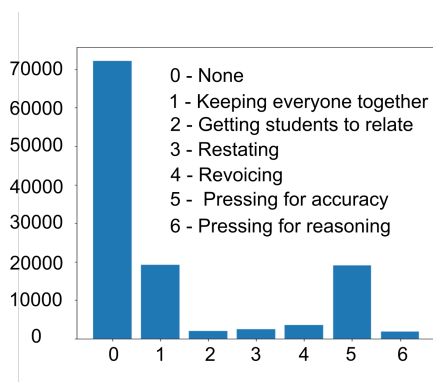


Figure 1: Skewed distribution of the TalkMoves data set

Metrics

In order to determine the performance of a given model across different talk moves, we need a reliable statistical measure. Post-training the dataset, we examined each model’s performance on the test set to yield a confusion matrix which allowed us to calculate two different metrics: a Matthew Correlation Coefficient (MCC) and an F1 measure. We opted for these metrics rather than simply calculating the model’s degree of accuracy due to the fact that the data had an unbalanced distribution of labels (see Figure 1). Typically, an F1 score is calculated as the harmonic mean of precision and recall. The reported F1 score in our study was calculated across 6 labels (ignoring the “None” label) as an indicator of model performance across the talk moves. Similar to F1, MCC has a range between 1 to -1, with 1 indicating a perfect classifier and -1 referring to the wrong classifier. In recent studies, MCC scores have been proven to be more stable and reliable than F1 (Chicco and Jurman 2020) and to better reflect the performance of a model. Although MCC was originally designed for binary classifiers, it can be extended to multi-class scenarios such as in our study. In this paper we present both MCC and F1 scores, which for our model experiments are generally in agreement.

Example of data organized as a turn	
student: so you put the eight on the box	
student: then you get eight	
teacher: oh so you were using this side to help you get that side	
teacher: let me see if i can figure out what you said	
Example of data organized as sentence pairs	
student: then you get eight	teacher: oh so you were using this side to help you get that side
student: -	teacher: let me see if i can figure out what you said
student: then another line going straight down	teacher: can you go ahead and explain what you did

Table 3: Example of data organized as turns (Suresh et al. 2018) compared to sentence pairs.

Model Experiments

The goal of the talk moves classifier is to predict the label associated with each student-teacher sentence pair. The predicted labels can then be used to generate automated feedback for teachers on their classroom discourse. We began with a Bi-LSTM network with GloVe embeddings (Pennington, Socher, and Manning 2014) to represent all the sentences in the embedding space. LSTMs, in general, were designed to perform better than recurrent neural networks (RNNs) in capturing long term dependencies (Sherstinsky 2020). This model produced a F1 score of 72.26% as seen in Table 4. All the reported scores reflect model performance on the test set.

Following the BiLSTM models, we experimented with attention mechanisms, which originate from the domain of neural machine translation (Chu, Gao, and Chang 2010). Adding an attention layer on top of the Bi-LSTM enables the neural network model to focus on specific input words relative to others in the sentence. The resulting model showed only a marginal improvement in performance. Additionally, we explored transformers. Leveraging the encoder block from the transformer architecture (Vaswani et al. 2017), Devlin and colleagues (Devlin et al. 2018) introduced Bidirectional Encoder Representations from Transformers or BERT, a language-based model pre-trained on unlabeled data. Pre-trained BERT can be finetuned with the addition of an output layer to create state-of the art models applied to downstream tasks like sequence classification, similarity analysis and inference tasks (Wang et al. 2018). The advent of BERT revolutionized the field of natural language processing and led to the introduction of variants such as XLNET (Yang et al. 2019), Roberta (Liu et al. 2019), and Albert (Lan et al. 2019). Differences between these variants include the data used for pre-training, different ways of masking parts of the input, and hyperparameters such as maximum sequence length. In this study, we began with fine-tuning BERT followed by its variants on the TalkMoves data.

Parameter Selection

Hyper-parameter tuning is an important step to identify the best version of a model within the context of the dataset. Some of the models such as BERT-LARGE, ROBERTA-LARGE and ALBERT-BASE are very sensitive to different parameters. We considered the following variables for parameter tuning: learning rate (2e-5, 3e-5, 4e-5, 5, e-5),

number of epochs (3-6), batch size (4, 8, 16, 32), warmup steps (0, 100, 1000) and maximum sequence length (128, 256, 512). We trained the model multiple times with an exhaustive choice of these parameters using Amazon EC2 instance (p3dn.24xlarge) with 8 Tesla V100 GPUs in parallel. We also used mixed precision (fp16) to speed up the training process (Haidar et al. 2018). The code was implemented in Python 3.7 with Pytorch. ROBERTA-LARGE had the best performance on the test set. However, to optimize computation time, a fine-tuned DISTILROBERTA-BASE was incorporated into the TalkMoves application pipeline.

Model	F1 %	MCC
BASE-MODEL (Suresh et al. 2019)	65	-
BiLSTM with GloVe embeddings	72.26	0.7042
BiLSTM with Attention and GloVe embeddings	72.64	0.7072
BERT-BASE (Devlin et al. 2018)	78.89	0.7718
ALBERT-BASE (Lan et al. 2019)	78.18	0.7637
ROBERTA-BASE (Liu et al. 2019)	78.94	0.7704
XLN-ROBERTA-BASE (Conneau et al. 2019)	78.66	0.7684
BERT-LARGE (Devlin et al. 2018)	79.04	0.7774
ROBERTA-LARGE (Liu et al. 2019)	79.33	0.7779
XLNET-BASE (Yang et al. 2019)	78.29	0.7672
DISTILBERT-BASE (Sanh et al. 2019)	78.02	0.7616
DISTILROBERTA-BASE (Sanh et al. 2019)	77.90	0.7641

Table 4: Results from different model experiments and their corresponding F1 performance and MCC scores on TalkMoves test set. ROBERTA-LARGE had the best performance on the test set. To optimize computation time, fine-tuned DISTILROBERTA-BASE is incorporated into the TalkMoves application

Designing the Automated Feedback

The final step in the development of the TalkMoves application was to specify the nature of the feedback that teachers would receive. This feedback primarily relates to the six talk moves, but also includes other information about the class-

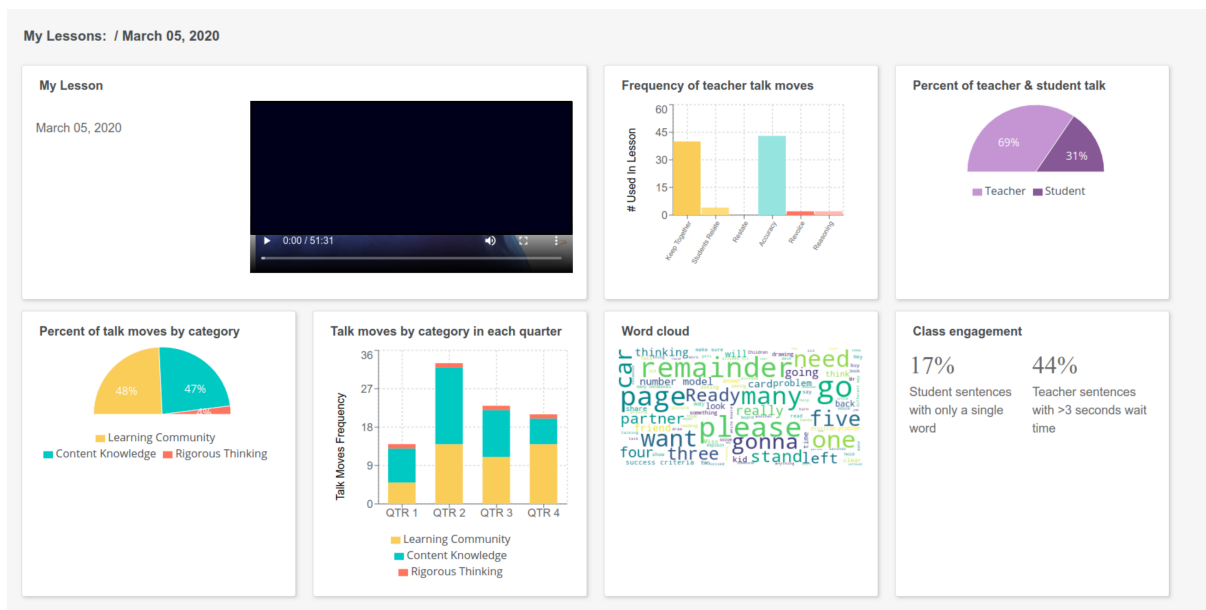


Figure 2: A screenshot of the front-end feedback interface for teachers for a single classroom recording

room discourse such as the amount of teacher versus student talk, the number of one-word student utterances, and the frequency of teachers' sentences with wait time. In addition, the application provides feedback on teachers' individual lessons along with changes in their lessons over time. The project convened a teacher advisory board to collaboratively brainstorm suggestions and capture teachers' reactions to initial visualizations of the feedback and mock-ups of the application design. Based on the ideas generated by the advisory board, the project team designed an interactive "dashboard" for each lesson to display selected analytics using a variety of graphics and visual representations (see Figure 2).

In the current version of the application, for each uploaded lesson the dashboard displays (1) video of the lesson, (2) the frequency of each talk move and the total number of talk moves, (3) the percentage of teacher and student talk, (4) the percentage of talk moves within each of three categories, (5) the amount of talk moves by category during each quarter of the lesson, (6) a word cloud showing the most frequently used words, and (7) the percentages of students' one word responses and teacher sentences with at least 3 seconds of wait time (to allow for student contributions). The interface also includes a "teacher guide" that contains information about accountable talk theory, definitions and examples of each talk move, and how the application was developed.

This first version of the TalkMoves application includes a subset of the intended features and pages, and at present is only available to a small group of pilot teachers in two midwestern school districts in the United States of America. This group of 21 teachers, serving grades 3-12, used the application throughout the 2019-2020 academic year. Each teacher recorded between 3-15 lessons, viewed their feedback, completed surveys and participated in interviews with

members of the research team. Based on the teachers' insights and concerns, a second version of the application is currently underway.

System architecture and Implementation

The TalkMoves application infrastructure has been designed to asynchronously process classroom recordings to generate personalized feedback using Amazon Web Services (AWS). Classroom video and audio recordings are collected using a hardware device called Swivl, designed to provide automated video capture for K-12 classrooms (Franklin et al. 2018). Each teacher participating in the Talk Moves project is equipped with an iPad and a Swivl. The Swivl is used to capture the classroom session through a mounted iPad that swivels with the teacher as they move around the classroom. Teachers were also given five audio recording markers; one was meant to be worn around the teacher's neck and four were to be distributed around the classroom or near students' desks. At the start of the class, the teacher can begin recording using the Swivl application on their iPad. Once they are finished recording, the teacher can rename the video file and it will be automatically uploaded to the Swivl cloud. The TalkMoves system then collects the data from the Swivl cloud, processing one video at a time through the TalkMoves pipeline. The system architecture of the TalkMoves pipeline is summarized in Figure 3. The audio from classroom recordings is converted into written transcripts using Amazon Transcribe, which are then processed with a deep learning model to identify whether there is a talk move corresponding to each teacher sentence. The system then generates feedback based on the output from the model, which is presented to the teachers using a web interface.

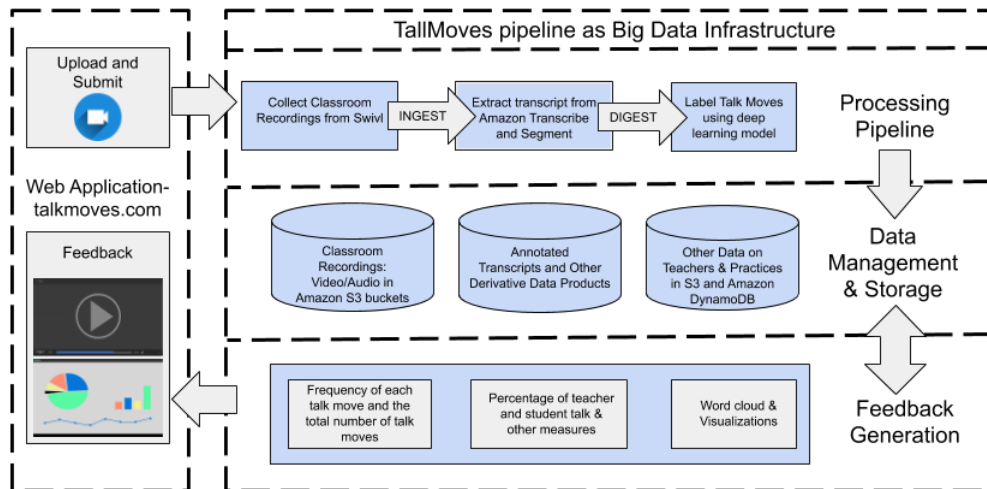


Figure 3: TalkMoves System architecture. All the modules are processed using Amazon web services (AWS)

Discussion

The TalkMoves application was designed to provide teachers with feedback that can promote rich discussions in their mathematics classrooms. By combining contemporary tools from data science and natural language processing, we have created a system which can provide feedback that is generally on par with domain based instructional experts in terms of reliability. In mathematics education and teacher classroom observation literature, inter-rater agreement of approximately 80% is the generally agreed-upon threshold (Wilhelm, Rouse, and Jones 2018), although lower scores are certainly possible even among well-trained raters (Hill, Charalambous, and Kraft 2012). In this context, model performance of 79.33% highlights the potential of integrating natural language processing within an educational innovation.

Building on our initial turn-based BiLSTM model which had an F1 score of 65%, we have made significant progress towards creating a robust model that better approximates expert human behavior. To take a closer look at how well the new model compares to human raters, we performed a detailed error analysis. Error analysis includes analyzing and identifying patterns in example sentences that are misclassified for each talk move. Among the six talk moves, “Keeping everyone together”, “Getting students to relate” and “Revoicing” have the lowest individual F1 scores of 75%, 73% and 69% respectively. We conjecture that the accuracy of these individual talk moves, as well as the overall performance of the system, may be improved by increasing the context window available for classifying the teacher sentences as opposed to the present setup where each teacher sentence is preceded by a single student sentence.

One important limitation of this work is the challenge of ASR systems to accurately recognize young children’s speech. In particular we have found that student talk is severely underestimated by Amazon Transcribe, likely due

to low confidence levels and errors brought on by acoustic variability, unpredictable articulation, and other behaviors common in children’s language production (Booth et al. 2020; Gerosa, Giuliani, and Brugnara 2007).

Conclusion

This study contributes to an increasing body of literature on the development of automated tools that have strong potential to support teachers’ professional learning (Killion 2012). Other research teams have successfully used a combination of speech processing and supervised machine learning to discriminate basic classroom discourse structures such as lecture and group work (Donnelly et al. 2016; Owens et al. 2017; Wang et al. 2014) and to predict the occurrence of discursive practices such as the teacher’s instructional talk and questions (Owens et al. 2017; Jensen et al. 2020). The work presented in this paper extends these efforts in several ways by incorporating new approaches to use AI tools for K-12 education that serve (1) as a domain expert providing automated feedback on classroom instruction, (2) as an application of the latest NLP models applied to interpreting complex, large scale patterns in classroom transcripts, and (3) as an end-to-end system designed to support teachers to lead discourse-rich mathematics lessons.

Acknowledgements

The research team would like to thank Eddie Dombower and his team at Curve 10 for their contributions to the design and implementation of the TalkBack application. This material is based upon work supported by the National Science Foundation under Grant No.1837986 : The TalkBack Application: Automating Analysis and Feedback to Improve Mathematics Teachers’ Classroom Discourse.

References

- Booth, E.; Carns, J.; Kennington, C.; and Rafla, N. 2020. Evaluating and Improving Child-Directed Automatic Speech Recognition. In *Proceedings of The 12th Language Resources and Evaluation Conference*, 6340–6345.
- Boston, M. 2012. Assessing instructional quality in mathematics. *The Elementary School Journal* 113(1): 76–104.
- Chicco, D.; and Jurman, G. 2020. The advantages of the Matthews correlation coefficient (MCC) over F1 score and accuracy in binary classification evaluation. *BMC genomics* 21(1): 6.
- Chu, L.; Gao, H.; and Chang, W. 2010. A new feature weighting method based on probability distribution in imbalanced text classification. In *2010 Seventh International Conference on Fuzzy Systems and Knowledge Discovery*, volume 5, 2335–2339. IEEE.
- Conneau, A.; Khandelwal, K.; Goyal, N.; Chaudhary, V.; Wenzek, G.; Guzmán, F.; Grave, E.; Ott, M.; Zettlemoyer, L.; and Stoyanov, V. 2019. Unsupervised cross-lingual representation learning at scale. *arXiv preprint arXiv:1911.02116*.
- Correnti, R.; Stein, M. K.; Smith, M. S.; Scherrer, J.; McKeown, M.; Greeno, J.; and Ashley, K. 2015. Improving teaching at scale: Design for the scientific measurement and learning of discourse practice. *Socializing Intelligence Through Academic Talk and Dialogue*. AERA 284.
- Devlin, J.; Chang, M.-W.; Lee, K.; and Toutanova, K. 2018. Bert: Pre-training of deep bidirectional transformers for language understanding. *arXiv preprint arXiv:1810.04805*.
- Donnelly, P. J.; Blanchard, N.; Samei, B.; Olney, A. M.; Sun, X.; Ward, B.; Kelly, S.; Nystran, M.; and D’Mello, S. K. 2016. Automatic teacher modeling from live classroom audio. In *Proceedings of the 2016 conference on user modeling adaptation and personalization*, 45–53.
- Franke, M. L.; Turrou, A. C.; Webb, N. M.; Ing, M.; Wong, J.; Shin, N.; and Fernandez, C. 2015. Student engagement with others’ mathematical ideas: The role of teacher invitation and support moves. *The Elementary School Journal* 116(1): 126–148.
- Franklin, R. K.; Mitchell, J. O.; Walters, K. S.; Livingston, B.; Lineberger, M. B.; Putman, C.; Yarborough, R.; and Karges-Bone, L. 2018. Using Swivl robotic technology in teacher education preparation: A pilot study. *TechTrends* 62(2): 184–189.
- Gerosa, M.; Giuliani, D.; and Brugnara, F. 2007. Acoustic variability and automatic recognition of children’s speech. *Speech Communication* 49(10-11): 847–860.
- Haidar, A.; Tomov, S.; Dongarra, J.; and Higham, N. J. 2018. Harnessing GPU tensor cores for fast FP16 arithmetic to speed up mixed-precision iterative refinement solvers. In *SC18: International Conference for High Performance Computing, Networking, Storage and Analysis*, 603–613. IEEE.
- Hill, H. C.; Charalambous, C. Y.; and Kraft, M. A. 2012. When rater reliability is not enough: Teacher observation systems and a case for the generalizability study. *Educational Researcher* 41(2): 56–64.
- Jensen, E.; Dale, M.; Donnelly, P. J.; Stone, C.; Kelly, S.; Godley, A.; and D’Mello, S. K. 2020. Toward automated feedback on teacher discourse to enhance teacher learning. In *Proceedings of the 2020 CHI Conference on Human Factors in Computing Systems*, 1–13.
- Killion, J. 2012. Meet the Promise of Content Standards: The Principal. *Learning Forward (NJ)*.
- Lan, Z.; Chen, M.; Goodman, S.; Gimpel, K.; Sharma, P.; and Soricut, R. 2019. Albert: A lite bert for self-supervised learning of language representations. *arXiv preprint arXiv:1909.11942*.
- Liu, Y.; Ott, M.; Goyal, N.; Du, J.; Joshi, M.; Chen, D.; Levy, O.; Lewis, M.; Zettlemoyer, L.; and Stoyanov, V. 2019. Roberta: A robustly optimized bert pretraining approach. *arXiv preprint arXiv:1907.11692*.
- McCoy, S.; Lynam, A.; and Kelly, M. 2018. A case for using Swivl for digital observation in an online or blended learning environment. *International Journal on Innovations in Online Education* 2(2).
- McHugh, M. L. 2012. Interrater reliability: the kappa statistic. *Biochemia medica: Biochemia medica* 22(3): 276–282.
- Michaels, S.; O’Connor, C.; and Resnick, L. B. 2008. Deliberative discourse idealized and realized: Accountable talk in the classroom and in civic life. *Studies in philosophy and education* 27(4): 283–297.
- Michaels, S.; O’Connor, M. C.; Hall, M. W.; and Resnick, L. B. 2010. Accountable talk sourcebook: For classroom conversation that works. *Pittsburgh, PA: University of Pittsburgh Institute for Learning*.
- Munter, C. 2014. Developing visions of high-quality mathematics instruction. *Journal for Research in Mathematics Education* 45(5): 584–635.
- Owens, M. T.; Seidel, S. B.; Wong, M.; Bejines, T. E.; Lietz, S.; Perez, J. R.; Sit, S.; Subedar, Z.-S.; Acker, G. N.; Akana, S. F.; et al. 2017. Classroom sound can be used to classify teaching practices in college science courses. *Proceedings of the National Academy of Sciences* 114(12): 3085–3090.
- O’Connor, C.; Michaels, S.; and Chapin, S. 2015. Scaling down” to explore the role of talk in learning: From district intervention to controlled classroom study. *Socializing intelligence through academic talk and dialogue* 111–126.
- Pennington, J.; Socher, R.; and Manning, C. D. 2014. Glove: Global vectors for word representation. In *Proceedings of the 2014 conference on empirical methods in natural language processing (EMNLP)*, 1532–1543.
- Resnick, L. B.; Michaels, S.; and O’Connor, C. 2010. How (well structured) talk builds the mind. *Innovations in educational psychology: Perspectives on learning, teaching and human development* 163–194.
- Sanh, V.; Debut, L.; Chaumond, J.; and Wolf, T. 2019. DistilBERT, a distilled version of BERT: smaller, faster, cheaper and lighter. *arXiv preprint arXiv:1910.01108*.

- Sherstinsky, A. 2020. Fundamentals of recurrent neural network (rnn) and long short-term memory (lstm) network. *Physica D: Nonlinear Phenomena* 404: 132306.
- Suresh, A.; Sumner, T.; Huang, I.; Jacobs, J.; Foland, B.; and Ward, W. 2018. Using deep learning to automatically detect talk moves in teachers' mathematics lessons. In *2018 IEEE International Conference on Big Data (Big Data)*, 5445–5447. IEEE.
- Suresh, A.; Sumner, T.; Jacobs, J.; Foland, B.; and Ward, W. 2019. Automating Analysis and Feedback to Improve Mathematics Teachers' Classroom Discourse. In *Proceedings of the AAAI Conference on Artificial Intelligence*, volume 33, 9721–9728.
- Szymanski, M. H. 2002. Producing text through talk: Question-answering activity in classroom peer groups. *Linguistics and Education* 13(4): 533–563.
- Vaswani, A.; Shazeer, N.; Parmar, N.; Uszkoreit, J.; Jones, L.; Gomez, A. N.; Kaiser, Ł.; and Polosukhin, I. 2017. Attention is all you need. In *Advances in neural information processing systems*, 5998–6008.
- Walshaw, M.; and Anthony, G. 2008. The teacher's role in classroom discourse: A review of recent research into mathematics classrooms. *Review of educational research* 78(3): 516–551.
- Wang, A.; Singh, A.; Michael, J.; Hill, F.; Levy, O.; and Bowman, S. R. 2018. Glue: A multi-task benchmark and analysis platform for natural language understanding. *arXiv preprint arXiv:1804.07461* .
- Wang, Z.; Pan, X.; Miller, K. F.; and Cortina, K. S. 2014. Automatic classification of activities in classroom discourse. *Computers & Education* 78: 115–123.
- Webb, N. M.; Franke, M. L.; Ing, M.; Wong, J.; Fernandez, C. H.; Shin, N.; and Turrou, A. C. 2014. Engaging with others' mathematical ideas: Interrelationships among student participation, teachers' instructional practices, and learning. *International Journal of Educational Research* 63: 79–93.
- Wilhelm, A. G.; Rouse, A. G.; and Jones, F. 2018. Exploring differences in measurement and reporting of classroom observation inter-rater reliability. *Practical Assessment, Research, and Evaluation* 23(1): 4.
- Yang, Z.; Dai, Z.; Yang, Y.; Carbonell, J.; Salakhutdinov, R. R.; and Le, Q. V. 2019. Xlnet: Generalized autoregressive pretraining for language understanding. In *Advances in neural information processing systems*, 5753–5763.
- Zhang, D.; Zhao, J. L.; Zhou, L.; and Nunamaker Jr, J. F. 2004. Can e-learning replace classroom learning? *Communications of the ACM* 47(5): 75–79.