

Variations of the Hartree–Fock fractional-spin error for one electron

Hugh G. A. Burton,^{1, a)} Clotilde Marut,² Timothy J. Daas,³ Paola Gori-Giorgi,³ and Pierre-François Loos^{2, b)}

¹⁾Physical and Theoretical Chemical Laboratory, Department of Chemistry, University of Oxford, Oxford, OX1 3QZ, U.K.

²⁾Laboratoire de Chimie et Physique Quantiques, Université de Toulouse, CNRS, UPS, France

³⁾Department of Chemistry and Pharmaceutical Sciences, Amsterdam Institute of Molecular and Life Sciences (AIMMS), Faculty of Science, Vrije Universiteit, De Boelelaan 1083, 1081HV Amsterdam, The Netherlands

Fractional-spin errors are inherent in all current approximate density functionals, including Hartree–Fock theory, and their origin has been related to strong static correlation effects. The conventional way to encode fractional-spin calculations is to construct an ensemble density that scales between the high-spin and low-spin densities. In this article, we explore the variation of the Hartree–Fock fractional-spin (or ghost-interaction) error in one-electron systems using restricted and unrestricted ensemble densities, and the exact generalized Hartree–Fock representation. By considering the hydrogen atom and H_2^+ cation, we analyze how the unrestricted and generalized Hartree–Fock schemes minimize this error by localizing the electrons or rotating the spin coordinates. We also reveal a clear similarity between the Coulomb hole of He-like ions and the density depletion near the nucleus induced by the fractional-spin error in the unpolarized hydrogen atom. Finally, we analyze the effect of the fractional-spin error on the Møller-Plesset adiabatic connection, excited states, and functional- and density-driven errors.

I. INTRODUCTION

When is Hartree–Fock (HF) theory exact for a one-electron system? It is certainly exact for the ground-state of a single occupied orbital containing a spin-up or spin-down electron (i.e., $m_s = \pm\frac{1}{2}$). It must also be exact for any single non-collinear spin orbital, corresponding to a one-electron generalized HF wave function.^{1–14} But what about a one-electron problem with fractionally-occupied spin orbitals? In this case, HF theory fails. In fact, the resulting “fractional-spin error” is asymptotically equivalent to the static correlation error in stretched diatomic molecules^{15–18} and occurs in all standard density functional approximations.^{16,19} Removing these errors requires more sophisticated functionals such as those based on the exact-exchange random-phase approximation^{20,21} or on the strictly-correlated-electrons (SCE) limit of density-functional theory (DFT).^{22–24} This connection with static correlation has made the fractional-spin error a popular metric for assessing and improving the quality of approximate density functionals,^{15,17,19,25–27} many-body perturbation theory,²⁸ and wave function methods.^{29,30} Variants of fractional-spin DFT have also been successfully applied to various chemical problems, particularly for predicting the energetics of open-shell diradical systems.^{31–37}

The physical origins of the fractional-spin error have been extensively studied by Cohen, Mori-Sanchez and Yang.^{15–17,26} In particular, they have shown that the energy of the exact functional with fractional spins should be constant.¹⁵ When an approximate functional fails to conserve this constancy, the resulting error can be associated with static correlation. This condition is analogous to the piecewise linearity of the energy for fractional charges, which leads to delocalization errors when not satisfied.^{16,17} Through fractional spins and fractional charges, many of the failures of electronic structure theory can be studied as properties of the functional rather than the

structure of an approximate density or wave function.¹⁶ This analysis relies on the idea that a well separated fragment of a pure-state system might be locally described as an ensemble, and that it should be correctly described in this way by an energy functional (for an in-depth critical analysis, see Refs. 38 and 39). Furthermore, these errors can be directly connected to the ghost interaction between different states in an ensemble density calculation.⁴⁰

While the relationship between fractional-spin errors and static correlation are now well established, the corresponding short-comings of the exchange-correlation functional remain elusive. Hartree–Fock theory does not satisfy the fractional-spin condition, suggesting that self-interaction errors play a significant role.¹⁵ However, HF theory exists in many different forms depending on the symmetry restrictions applied to the electronic state, and each of these approximations may yield different fractional-spin errors. Restricted HF (RHF), uses the same spatial orbitals for both spin-up and spin-down electrons, conserving both S^2 and S_z spin symmetry. The unrestricted HF (UHF) approach uses different orbitals for different spins, allowing broken S^2 symmetry but enforcing S_z symmetry. Finally, generalized HF (GHF) allows each orbital to have high- and low-spin components and is not guaranteed to conserve either S^2 or S_z symmetry. Fukutome classified these three formalisms as time-reversal invariant closed-shell, axial spin density waves, and torsional spin density waves respectively,¹ while extensions with complex orbitals also exist^{9,11,41–45} and point group symmetry can always be independently imposed.

In this contribution, we systematically investigate the fractional spin error of the HF potential using different symmetry-restricted formalisms. By considering the optimized HF energy and densities for a series of hydrogen-based one-electron models, we show that the fractional-spin error arises from a self-interaction^{46,47} between the high-spin and low-spin densities that leads to artificially spin-polarized densities and additional mean-field solutions. The magnitude of this error therefore depends on the form of HF approximation applied. We also discover a density depletion zone created by this fractional-spin error in the H atom that is remarkably similar to the Coulomb hole (i.e., the difference between the exact and HF

^{a)}Electronic mail: hugh.burton@chem.ox.ac.uk

^{b)}Electronic mail: loos@irsamc.ups-tlse.fr

system-averaged pair densities) induced by electron correlation effects in helium-like ions.^{48,49} Finally, we demonstrate how the fractional-spin error decreases as the electron density becomes increasingly delocalized.

Unless otherwise stated, all results are computed using Mathematica 12.0⁵⁰ and are provided in an accompanying notebook available for download from <https://doi.org/10.5281/zenodo.4765100>. Atomic units are used throughout.

II. FORMULATING FRACTIONAL SPINS

In the high- or low-spin ($m_s = \pm \frac{1}{2}$) configurations, the exact (ground state) wave function of a one-electron system is represented by a single occupied orbital $\psi_0(\mathbf{r})$, where \mathbf{r} is the electronic position vector. The corresponding spatial electron density is then

$$n_0(\mathbf{r}) = |\psi_0(\mathbf{r})|^2, \quad (1)$$

with the normalization constraint $\int n_0(\mathbf{r}) d\mathbf{r} = 1$. The corresponding exact energy is given by the kinetic $T[n_0]$ and external potential $v_{\text{ext}}[n_0]$ terms as

$$E_0 = T[n_0] + v_{\text{ext}}[n_0] \equiv h[n_0], \quad (2)$$

where we introduce the combined one-body component of the energy as $h[n_0]$.

At fractional-spin values ($-\frac{1}{2} < m_s < \frac{1}{2}$), the electron density can be represented by a two-state weighted ensemble of a high-spin and low-spin density as

$$n^w(\mathbf{r}) = (1 - w)n^\alpha(\mathbf{r}) + wn^\beta(\mathbf{r}). \quad (3)$$

with $0 \leq w \leq 1$. In the spin-unrestricted framework, the high-spin and low-spin densities are built from different orbitals $\psi^\alpha(\mathbf{r})$ and $\psi^\beta(\mathbf{r})$ as $n^\sigma(\mathbf{r}) = |\psi^\sigma(\mathbf{r})|^2$ (with $\sigma = \alpha$ or β), providing individually normalized densities, i.e., $\int n^\sigma(\mathbf{r}) d\mathbf{r} = 1$. The ensemble density is therefore normalized, i.e., $\int n^w(\mathbf{r}) d\mathbf{r} = 1$, and spin-pure states are recovered at $w = 0$ and $w = 1$, with $m_s = \pm \frac{1}{2}$. The equiweight ensemble (i.e., $w = \frac{1}{2}$) is of particular interest as it corresponds to a closed-shell system containing half a spin-up and half a spin-down electron. For any other weight, there is no spin symmetry. The self-interaction error is maximum in the case of the equiweight ensemble,^{15,16,26} as we shall illustrate below.

The simplest way to build the high-spin and low-spin spatial densities is to introduce the constraint $n^\alpha(\mathbf{r}) = n^\beta(\mathbf{r}) \equiv n(\mathbf{r})$ and build the spatial density from a single occupied orbital $\psi(\mathbf{r})$. This approximation leads to a spin-restricted framework with the corresponding RHF ensemble energy

$$E_{\text{RHF}}^w = h[n] + (1 - w)w(\psi\psi|\psi\psi). \quad (4)$$

Here, the two-electron integrals are defined generally as

$$(\psi_p\psi_q|\psi_r\psi_s) = \iint \frac{\psi_p^*(\mathbf{r}_1)\psi_q(\mathbf{r}_1)\psi_r^*(\mathbf{r}_2)\psi_s(\mathbf{r}_2)}{r_{12}} d\mathbf{r}_1 d\mathbf{r}_2, \quad (5)$$

with the inter-electronic distance $r_{12} = |\mathbf{r}_1 - \mathbf{r}_2|$. Equation (4) shows that the exact energy is only recovered for $w = 0$ or 1 , while an artificial self-interaction error arises for all other w values. This self-interaction error occurs because the exchange interaction between the high- and low-spin components of the electron density (which in this case represent the same electron) is missing from the restricted ensemble energy. As a result, the artificial Coulomb repulsion is not completely cancelled.

Alternatively, allowing the high-spin and low-spin densities to differ leads to the UHF ensemble energy

$$E_{\text{UHF}}^w = (1 - w)h[n^\alpha] + wh[n^\beta] + (1 - w)w(\psi^\alpha\psi^\alpha|\psi^\beta\psi^\beta). \quad (6)$$

In Fukutome's classification, the real UHF solution is described as an "axial spin density wave".¹ From Eq. (6), we see that the self-interaction error for $0 < w < 1$ corresponds to an artificial Coulomb repulsion between the high-spin and low-spin components of the density. In contrast to the restricted ensemble, the unrestricted orbitals allow this error to be reduced through independent spatial relaxation of the high- and low-spin electron densities. As we shall see later, the extent to which this relaxation can eradicate the self-interaction error at a fixed value of w is greatly increased when spatial separation of the high- and low-spin densities becomes possible. Finally, using a GHF-based approach for the fractional-spin leads to the correct energy for all w (see Appendix A).

The self-interaction term in Eqs. (4) and (6) is reminiscent of the ghost-interaction in ensemble DFT that causes the non-linearity of the ensemble energy for approximate density functionals.^{40,51–56} Under the exact exchange-correlation functional, the fractional-spin ensemble density must yield the exact energy for all w .^{15,57} As in Gross–Oliveira–Kohn DFT (GOK-DFT)^{58–60} and N -centered ensemble DFT^{61,62} [and unlike in the original Perdew–Parr–Levy–Baldur (PPLB) theory⁵⁷], the exact exchange-correlation functional is therefore weight-dependent as the total density (which integrates to the same number of electrons for all weights) does not contain enough information to unambiguously describe all the states belonging to the ensemble. However, this constancy condition of the ensemble energy (which is a particular case of the piecewise linearity of the ensemble energy^{57,63–65}) is not fulfilled for any currently available approximate functionals,^{66–68} including HF theory. The resulting energy deviation is usually equated with a static correlation error.^{15,16}

III. HYDROGEN ATOM

A. Ground State Energy

To illustrate the fractional-spin error for different HF formalisms, we first consider the hydrogen atom in a minimal spatial basis set comprising the lowest-energy 1s and 2s atomic orbitals

$$\chi_{1s}(\mathbf{r}) = \sqrt{\frac{1}{4\pi}} \exp(-r), \quad (7a)$$

$$\chi_{2s}(\mathbf{r}) = \sqrt{\frac{1}{32\pi}} (2 - r) \exp(-r/2). \quad (7b)$$

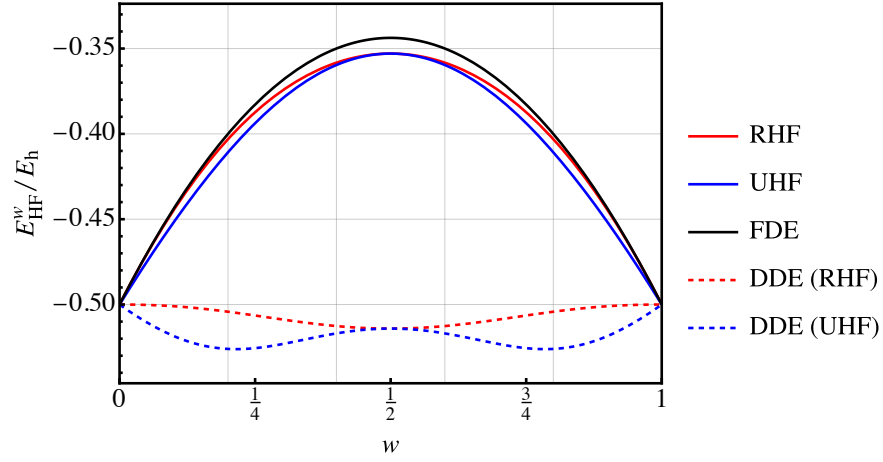


FIG. 1. Restricted (solid red) and unrestricted (solid blue) ensemble energies for the fractional-spin H atom at the Hartree–Fock level. The functional-driven error (FDE) and the RHF and UHF density-driven errors (DDE) are also represented (see main text for more details).

Here, $r = |\mathbf{r}|$ defines the scalar electron–nucleus distance. The same physics occurs in larger basis sets and some results obtained in a large even-tempered basis⁶⁹ are reported in the [Supplementary Material](#).

In this minimal basis, the single occupied orbital for the fractional-spin RHF ensemble can be parametrized as

$$\psi(\mathbf{r}) = \cos \theta \chi_{1s}(\mathbf{r}) + \sin \theta \chi_{2s}(\mathbf{r}), \quad (8)$$

where θ represents an orbital rotation angle to be optimized. Alternatively, the high-spin and low-spin orbitals in an unrestricted ensemble may be built using different rotation angles for each spin, θ^α and θ^β , to give

$$\psi^\alpha(\mathbf{r}) = \cos \theta^\alpha \chi_{1s}(\mathbf{r}) + \sin \theta^\alpha \chi_{2s}(\mathbf{r}), \quad (9a)$$

$$\psi^\beta(\mathbf{r}) = \cos \theta^\beta \chi_{1s}(\mathbf{r}) + \sin \theta^\beta \chi_{2s}(\mathbf{r}). \quad (9b)$$

In Fig. 1, we compare the optimized energies for the restricted (solid red) and unrestricted (solid blue) fractional-spin ensembles. At the spin-pure values $w = 0$ or 1 , both representations are equivalent and yield the exact hydrogen ground-state energy $E_0 = -1/2 E_h$. However, at fractional-spin values with $0 < w < 1$, we find the previously observed fractional-spin error,¹⁵ reaching a maximum at $w = \frac{1}{2}$. The restricted and unrestricted ensembles yield equivalent results for the spin-pure states at $w = 0$ and 1 ($m_s = \pm \frac{1}{2}$) and the spin-unpolarized state at $w = \frac{1}{2}$ ($m_s = 0$). However, the greater flexibility of the unrestricted ensemble leads to some energetic relaxation for intermediate w values, although this effect is marginal in comparison to the total fractional-spin error.

Under the exact functional, or within the GHF formalism (see Appendix A), the spatial density $n_0(\mathbf{r})$ remains the same for all w . Fixing the spatial density at its exact value $n(\mathbf{r}) = n_0(\mathbf{r})$ and computing the energy *via* the (incorrect) HF energy functional allows the functional-driven error (FDE) to be defined, with the remaining part of the error being the density-driven error (DDE).^{70,71} In Ref. 71 the relation between DDE and static correlation has been analyzed for RHF using the Hubbard dimer, where the DDE has been shown to be very

small and becomes zero for the symmetric dimer. In Fig. 1, we find that the fractional-spin DDE is also very small in the H atom, and thus this system is dominated by the FDE. However, in contrast to the symmetric Hubbard dimer, the DDE in RHF for the H atom is not zero and becomes maximally large at $w = \frac{1}{2}$. Furthermore, the DDE in UHF is always larger (in magnitude) than RHF, reaching maximum magnitude when the UHF energetic stabilization is most significant. In other words, the energetic stabilization provided by the unrestricted approach has a detrimental effect on the quality of the electron density,⁷² while the restricted ensemble has a greater energy error but a more accurate density. This result is consistent with the broader symmetry-dilemma in HF theory, where lower electronic energies are achieved at the expense of less accurate electronic densities and the loss of well-defined quantum numbers.⁷³

B. Unrestricted Density Relaxation

In Fig. 2, we explore the UHF density relaxation by computing the change in the radial probability density for different w values, defined as

$$\Delta P^w(r) = 4\pi r^2 [n^w(r) - n_0(r)]. \quad (10)$$

As w increases from 0 to $\frac{1}{2}$, the fractional-spin electrons shift away from the nucleus to become less dense and reduce the strength of the artificial Coulomb repulsion. While this relaxation decreases the self-interaction error, it also reduces the strength of the electron-nuclear attraction. If the nuclear charge Z is increased continuously to non-integer values, it becomes increasingly less favorable for the electrons to relax away from the nucleus and optimizing the density does not reduce the self-interaction error as much. On the contrary, if the nuclear charge is reduced to $Z < 1$, it becomes more energetically favorable for the electron density to relax away from the nucleus. Eventually, relaxation becomes so favorable that the fractional-spin electrons are ionized from the nucleus. This

analysis explains the existence of an artificial critical nuclear charge for the bound-state stability of the one-electron atom that has recently been observed using numerical fractional-spin RHF calculations at $w = \frac{1}{2}$.⁷⁵

Figure 2 also illustrates a close similarity between the difference of density probabilities in the unpolarized H atom and the system-averaged Coulomb hole in the He-like ions,⁴⁸ defined as the difference between the exact intracule $I(r_{12})$ and either the HF or the Kohn–Sham intracule $I_0(r_{12})$ as

$$\Delta I(r_{12}) = I(r_{12}) - I_0(r_{12}). \quad (11)$$

The intracule gives the probability of finding two electrons at a distance r_{12} and has been extensively used to study the physics of electronic correlation.^{49,76–80} In He-like ions, the Coulomb hole results from the electrons being too close together at the mean-field HF or Kohn–Sham level. Electron correlation pushes the electrons apart, creating a depletion of probability density at short inter-electronic distances. The same physics are clearly involved in the fractional-spin H atom: the ensemble HF approximation pushes the electrons away from each other to lower their self-interaction. In this sense, the fractional-spin one-electron atom behaves as a two-electron system with electron correlation.

In Fig. 3, we consider the radial spin-density probability for different w values, defined as

$$\Delta S^w(r) = 4\pi r^2 \left[(1-w)n^\alpha(r) - w n^\beta(r) \right]. \quad (12)$$

Although it is not explicitly specified, both $n^\alpha(r)$ and $n^\beta(r)$ depend implicitly on w as the underlying orbitals $\psi^\alpha(r)$ and $\psi^\beta(r)$ are obtained with a weight-dependent energy functional. For $w < \frac{1}{2}$, the majority high-spin density preferentially occupies the region closest to the nucleus with the minority low-spin density at larger radial distances. This spatial separation of the high- and low-spin density minimizes the (artificial) Coulomb repulsion between the two spin components while maximizing the overall electron-nuclear attraction. The magnitude of

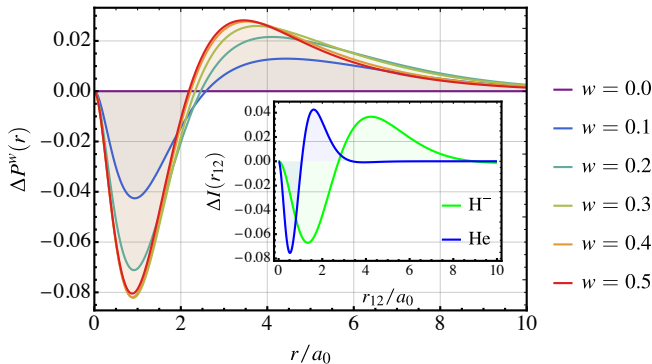


FIG. 2. Difference between unrestricted and exact radial probability densities for various weights w . The density depletion for $w > 0$ is reminiscent of the system-averaged Coulomb hole in He-like ions shown in the inset for He and H^- , where we report the difference between accurate correlated intracule densities and the corresponding Kohn–Sham ones (both taken from Ref. 74).

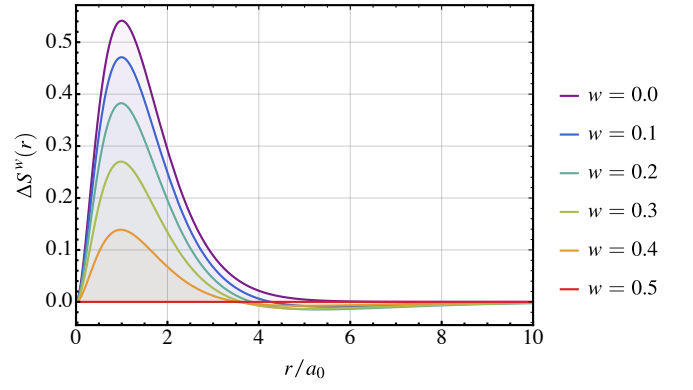


FIG. 3. Radial probability spin density of the unrestricted ground-state fractional-spin ensemble in the H atom for various w . For $w < 0.5$, the dominant high-spin density localizes closer to the nucleus to maximize the electron-nuclear attraction.

this spin-polarization decreases as w increases until eventually yielding a spin-unpolarized (restricted) density at $w = \frac{1}{2}$. Spatial separation of the different spin components is therefore essential for providing the additional relaxation of the unrestricted ensemble relative to the restricted ensemble.

The additional relaxation of the unrestricted ensemble appears analogous to symmetry-broken wave functions in strongly correlated molecules, such as the dissociation limit of H_2 . In H_2 , a lower-energy UHF solution emerges at the Coulson–Fischer point to become the global HF ground-state,^{81,82} with the high-spin and low-spin electrons localized on opposite atoms, while the delocalized RHF solution becomes a saddle point of the UHF energy. However, in the fractional-spin H atom, the restricted ensemble is only a stationary point of the UHF energy at $w = 0, \frac{1}{2}$ and 1. This can be seen by considering the electronic energy landscape⁸³ of the unrestricted ensemble as a function of θ^α and θ^β , as shown in Fig. 4. For all other values of w , the stationary points on the unrestricted energy surface do not correspond to restricted ensembles with $\theta^\alpha = \theta^\beta$ (black line). Consequently, the optimal restricted ensemble is only a constrained minimum along the line $\theta^\alpha = \theta^\beta$, rather than a saddle point of the UHF energy. This unusual type of instability in HF is reminiscent of open-shell systems where the restricted open-shell HF (ROHF) is not a stationary point of the UHF energy,⁸⁴ and is likely to be the case in many open-shell systems. Alongside the ground-state ensemble, there are additional stationary points on the unrestricted ensemble energy that we will address in Sec. III D.

C. Spin Components

With different densities for different spins, the restricted and unrestricted ensembles both have the potential for introducing spin-contamination. Analytic formulae for the expectation values of the square of the spin operator $\langle S^2 \rangle = \langle S_x^2 + S_y^2 + S_z^2 \rangle$ can be derived (see Appendix B) for the RHF and UHF ensem-

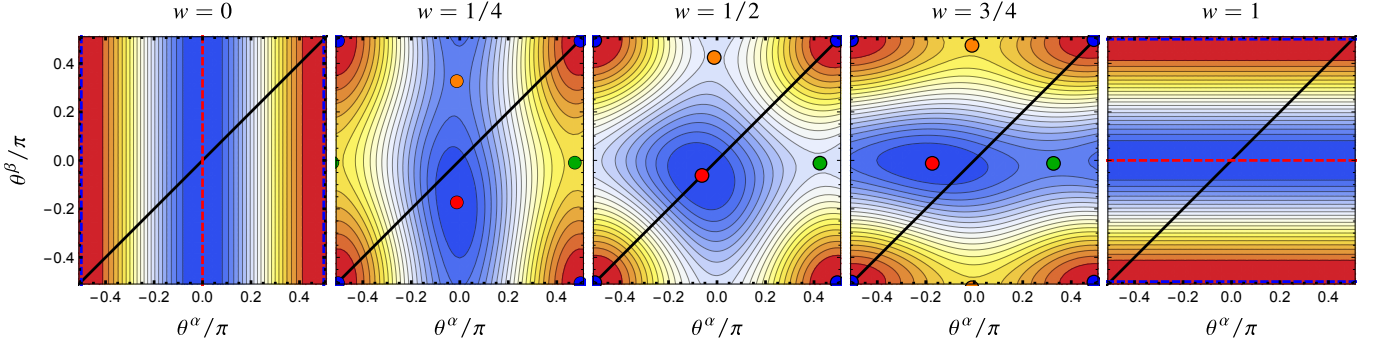


FIG. 4. Unrestricted ensemble energy surface for the fractional-spin H atom as a function of the orbital rotation angles θ^α and θ^β . The restricted ensembles are indicated by the black line $\theta^\alpha = \theta^\beta$. At $w = 0$ and 1 , the energy is invariant to θ^β and θ^α respectively, and stationary points occur as continuous “ridge” (red dashed) lines. For intermediate values, four discrete stationary points occur (colored dots) with additional periodic repeats. Here, the different colors of stationary points correspond to the multiple solutions shown in Fig. 7.

bles as

$$\langle S^2 \rangle_{\text{UHF}} = \langle S^2 \rangle_{\text{exact}} - \frac{1}{2}w(1-w)(1 + 2|S_{\alpha\beta}|^2), \quad (13a)$$

$$\langle S^2 \rangle_{\text{RHF}} = \langle S^2 \rangle_{\text{exact}} - \frac{3}{2}w(1-w), \quad (13b)$$

where $S_{\alpha\beta} = \langle \psi_\alpha | \psi_\beta \rangle$ is the spatial overlap between the spin-up and spin-down orbitals, and $\langle S^2 \rangle_{\text{exact}} = \frac{3}{4}$. The corresponding GHF expectation value $\langle S^2 \rangle_{\text{GHF}}$ is exact and independent of w , with the individual components

$$\langle S_x^2 \rangle_{\text{exact}} = \langle S_y^2 \rangle_{\text{exact}} = \langle S_z^2 \rangle_{\text{exact}} = \frac{1}{4}. \quad (14)$$

In contrast, the individual components in the restricted and unrestricted approximations are given by

$$\langle S_x^2 \rangle_{\text{UHF}} = \langle S_x^2 \rangle_{\text{exact}} - \frac{1}{2}w(1-w)|S_{\alpha\beta}|^2, \quad (15a)$$

$$\langle S_y^2 \rangle_{\text{UHF}} = \langle S_y^2 \rangle_{\text{exact}} - \frac{1}{2}w(1-w)|S_{\alpha\beta}|^2, \quad (15b)$$

$$\langle S_z^2 \rangle_{\text{UHF}} = \langle S_z^2 \rangle_{\text{exact}} - \frac{1}{2}w(1-w), \quad (15c)$$

and

$$\langle S_\tau^2 \rangle_{\text{RHF}} = \langle S_\tau^2 \rangle_{\text{exact}} - \frac{1}{2}w(1-w), \quad (16)$$

where $\tau \in \{x, y, z\}$.

For the restricted ensemble, the spin contamination adopts a quadratic form that reaches $\langle S^2 \rangle = \frac{3}{8}$ at $w = \frac{1}{2}$, which is exactly half the physically correct value (see Fig. 5). We believe that the $w = \frac{1}{2}$ ensemble can be interpreted as an equally-weighted sum of the exact singlet states corresponding to the H^+ nucleus with no electrons n^\bullet and the two-electron H^- ground state $n^{\uparrow\downarrow}$, and the one-electron doublet states corresponding to either a spin-up electron $n^{\uparrow\bullet}$ or spin-down electron $n^{\downarrow\bullet}$, giving

$$n^w = \frac{1}{4}(n^\bullet + n^{\uparrow\bullet} + n^{\downarrow\bullet} + n^{\uparrow\downarrow}). \quad (17)$$

Taking the weighted sum of expectation values then yields

$$\langle S^2 \rangle = \frac{1}{4}\left(0 + \frac{3}{4} + \frac{3}{4} + 0\right) = \frac{3}{8}. \quad (18)$$

This result can be compared with the symmetry-broken UHF wave function in the dissociation limit of H_2 where the value $\langle S^2 \rangle = 1$ indicates that the wave function is an equal combination of a singlet and triplet state.⁸¹ However, when fractional numbers of electrons are allowed, it appears that the ensemble can become a combination of exact densities with different numbers of particles. A detailed study of this intriguing feature of fractional spins is left for future work.

With the unrestricted orbitals, spatial separation generally gives $|S_{\alpha\beta}|^2 < 1$, hence reducing the spin-contamination in the $\langle S_x^2 \rangle$ and $\langle S_y^2 \rangle$ components. This result is surprising and counter-intuitive as, elsewhere, spin-contamination is generally found to *increase* in an unrestricted representation.^{85–87} Furthermore, using $\langle S_z \rangle_{\text{UHF}} = \langle S_z \rangle_{\text{RHF}} = \frac{1}{2} - w$, the variance of S_z is given in both the restricted and unrestricted approximations

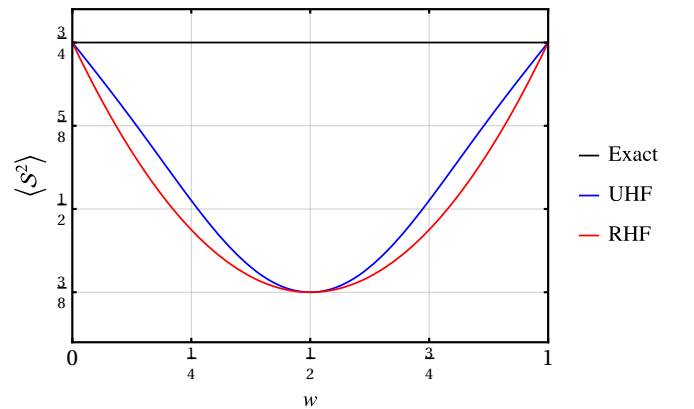


FIG. 5. Spin expectation values in the H atom as functions of the weight w . Both the restricted and unrestricted ensemble approximations result in spin contamination.

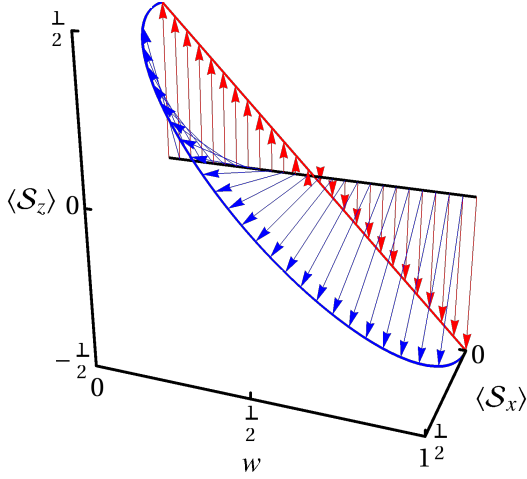


FIG. 6. $\langle S_z \rangle$ and $\langle S_x \rangle$ as functions of the weight w for RHF/UHF (red) and GHF (blue).

as

$$\langle S_z^2 \rangle - \langle S_z \rangle^2 = \frac{1}{2}w(1-w), \quad (19)$$

confirming that the ensemble densities are only eigenstates of S_z at $w = 0$ or 1.

The spin-contamination in the RHF and UHF approximations has exactly the same origin as the self-interaction error in the energy: an “exchange” contribution to $\langle S^2 \rangle$ that corresponds to the spin coupling of the spin-up and spin-down components of the density is missing. The spin expectation values can therefore be used to understand how GHF is able to provide the correct exchange energy to fully cancel the self-interaction error. For this, we turn to the individual spin components. Figure 6 shows $\langle S_z \rangle$ and $\langle S_x \rangle$ as functions of w for the RHF/UHF and GHF approximations. In the RHF/UHF case (red curve in Fig. 6), the (fractionally-occupied) orbitals are constrained to be eigenfunctions of the S_z operator and we find $\langle S_x \rangle = \langle S_y \rangle = 0$ and $\langle S_z \rangle = \frac{1}{2} - w$. The overall spin-vector therefore remains (anti-)parallel to the z -axis throughout the transformation from $\langle S_z \rangle = \frac{1}{2}$ to $-\frac{1}{2}$. In contrast, the additional flexibility of the GHF approximation (blue curve in Fig. 6) allows the electron spin vector to rotate in the xz -plane with components $\langle S_x \rangle_{\text{GHF}} = \sqrt{(1-w)w}$ and $\langle S_z \rangle_{\text{GHF}} = \frac{1}{2} - w$ (blue curve in Fig. 6). This rotation conserves the overall norm of the spin vector and results in an exchange interaction that cancels out the Coulomb interaction. The curves in Fig. 6 further illustrate Fukutome’s classification of the UHF and GHF approximations as axial and torsional spin density waves, respectively.¹

D. Excited States

In Fig. 4, we see that the lowest energy solutions are not the only stationary points of the unrestricted ensemble energy surface. For $w = 0$ and 1, there is another solution with energy $-1/8 E_h$ that corresponds to the physical 2s excited state. At

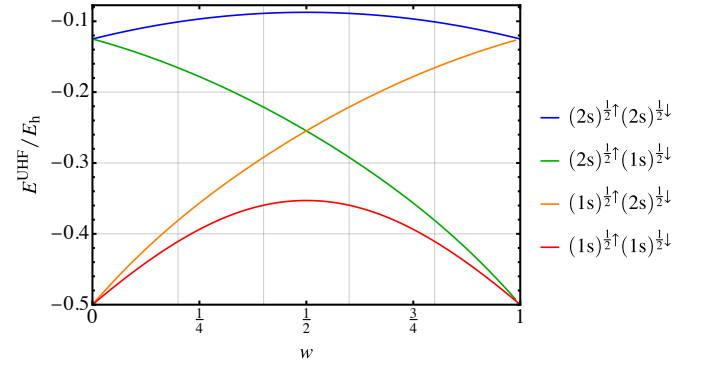


FIG. 7. Ensemble energy of the four UHF stationary points for the fractional-spin H atom. Each solution corresponds to a stationary point of the UHF ensemble energy in Fig. 4. The electronic configuration of each unrestricted state for $w = \frac{1}{2}$ is given on the right-hand-side of the figure.

these limits, the energy becomes invariant to the orbital rotation angle representing the vacant spin orbital (θ^β for $w = 0$ and θ^α for $w = 1$) and the 1s and 2s states occur as one-dimensional stationary “ridges” in the ensemble energy. In contrast, for $0 < w < 1$, we find that the 1s and 2s solutions become isolated stationary points on the energy surface, alongside a further two stationary points with intermediate energies, as shown in Fig. 7. Between $0 < w < 1$, these additional solutions evolve smoothly from the 1s ground state to the 2s excited state (and vice versa) and can be qualitatively assigned to (fractional) open-shell $(1s)^{\frac{1}{2}}(2s)^{\frac{1}{2}}$ states at $w = \frac{1}{2}$.

The existence of these additional solutions is directly linked to the breakdown of the ensemble UHF equations for fractional spins. While the optimized ground 1s and excited 2s solutions can be considered as an approximation to the corresponding exact states, the $(1s)^{\frac{1}{2}}(2s)^{\frac{1}{2}}$ -like solutions have no physical interpretation for a single electron. We can therefore consider them as transient states that occur in regions where the unrestricted ensemble is not exact. The similarities between these configurations and the excited states of a two-electron atom further indicates that the fractional-spin HF ensemble behaves as a two-body problem. Furthermore, these transient states create an interesting new connection between the physical ground and excited states. Similar connecting pathways of stationary points can also be identified using non-Hermitian operators in the complex plane.^{88,89} In both contexts, these connections arise from an approximate description of electronic structure, and we predict that such phenomena will be present across a broad range of theoretical techniques.

E. Møller–Plesset Adiabatic Connection

Beyond the HF approximation, fractional-spin errors also play an important role in driving the physics of the restricted Møller–Plesset (MP) adiabatic connection, as discussed in Ref. 18. In the MP adiabatic connection, a parametrized λ -dependent Hamiltonian is constructed to connect the zeroth-order MP reference states to the exact wave function at $\lambda = 1$.

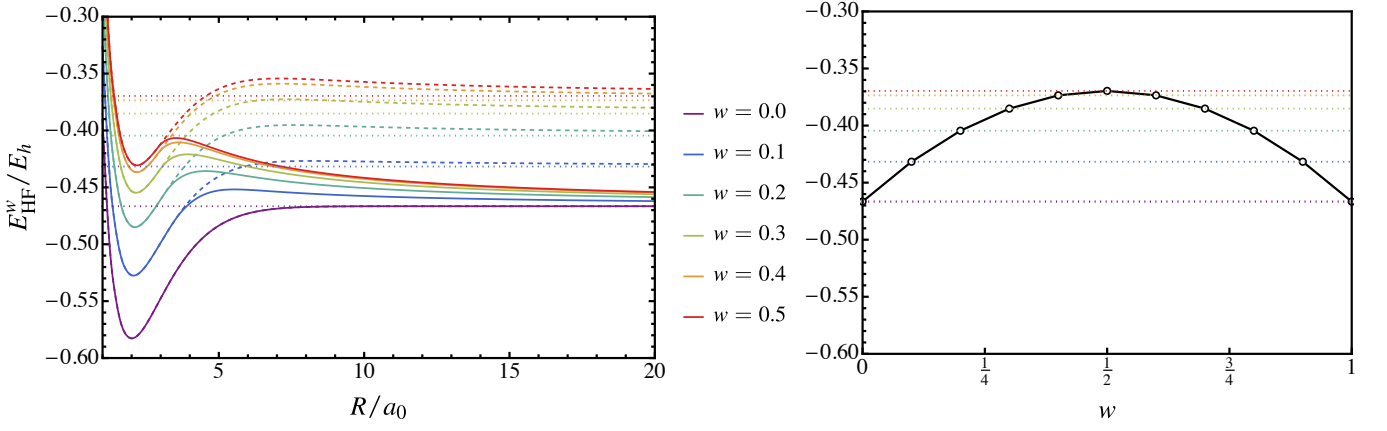


FIG. 8. Left: UHF (solid) and RHF (dashed) energies of H_2^+ as functions of the internuclear distance R for various weights w . Right: RHF energies of H_2^+ in the dissociation limit as a function of the weight w . Both graphs are computed with the STO-3G basis set.

In the current context, one particularly interesting result from Ref. 18 is the suggestion that the spin of the λ -parametrized wave function in the fractional-spin H atom will flip discontinuously as λ passes through 1. While previously only the $w = 0$, $\frac{1}{2}$, and 1 cases were considered, here we extend this analysis to general w values.

After finding the weight-dependent RHF spatial orbital ψ (which is held fixed in the following equations), we consider the λ -dependent Hamiltonian

$$\hat{H}_\lambda^w = \hat{T} + \hat{V}_{\text{ext}} + (1 - \lambda)(\hat{J}^w - \hat{K}^w), \quad (20)$$

where the exact energy is recovered as the eigenvalue at $\lambda = 1$. Here, the multiplicative Hartree operator is defined as

$$\hat{J}^w = \int \frac{|\psi(\mathbf{r}')|^2}{|\mathbf{r}' - \mathbf{r}|} d\mathbf{r}', \quad (21)$$

and the non-local exchange operator \hat{K}^w is defined by its action on a generalized orbital $\tilde{\psi}$ as

$$\begin{aligned} \hat{K}^w \tilde{\psi} = & (1 - w) \psi(\mathbf{r}) |\alpha\rangle \int \frac{\psi^*(\mathbf{r}') \tilde{\psi}^\alpha(\mathbf{r}')}{|\mathbf{r}' - \mathbf{r}|} d\mathbf{r}' \\ & + w \psi(\mathbf{r}) |\beta\rangle \int \frac{\psi^*(\mathbf{r}') \tilde{\psi}^\beta(\mathbf{r}')}{|\mathbf{r}' - \mathbf{r}|} d\mathbf{r}'. \end{aligned} \quad (22)$$

The generalized orbital $\tilde{\psi}$ can have both a high-spin (α) and low-spin (β) component with different spatial orbitals $\tilde{\psi}^\alpha$ and $\tilde{\psi}^\beta$, giving

$$\tilde{\psi}(\mathbf{x}) = \tilde{\psi}^\alpha(\mathbf{r}) |\alpha\rangle + \tilde{\psi}^\beta(\mathbf{r}) |\beta\rangle, \quad (23)$$

where \mathbf{x} represents the combined spin and spatial coordinates (see also Appendix A).

The small- λ series expansion for the eigenvalues of \hat{H}_λ^w corresponds to the MP perturbation series. In Ref. 18, the ground-state wave function ψ_λ and energy E_λ^w were computed and analyzed in the range $\lambda \in [0, \infty)$ for $w = 0, 1$ and $\frac{1}{2}$, while the spin of ψ_λ was constrained to be the same as the RHF orbital, essentially forbidding any spin flip. In this work, we

release this constraint and give ψ_λ full variational freedom by defining

$$\psi_\lambda(\mathbf{x}) = \psi_\lambda(\mathbf{r}) (\sqrt{1 - q} |\alpha\rangle + \sqrt{q} |\beta\rangle) \quad (24)$$

where $0 \leq q \leq 1$. We can then analyze how the spin of ψ_λ changes with w and λ . Note that, in the general many-electron case, the exact ψ_λ is a correlated wave function and Eq. (24) cannot be interpreted as a GHF state. However, in this case, the two coincide because GHF is exact for one-electron systems.

Within the w - and λ -dependent Hamiltonian (20), only the expectation value of \hat{K}_λ^w depends on q

$$\langle \psi_\lambda | \hat{K}^w | \psi_\lambda \rangle = [(1 - q)(1 - w) + q w] (\psi_\lambda \psi | \psi_\lambda \psi). \quad (25)$$

Since \hat{K}^w is a positive-definite operator, we therefore find that the optimal value of q depends on both λ and w as

$$\text{for } \lambda < 1: \quad q = \begin{cases} 1 & w > \frac{1}{2}, \\ 0 & w < \frac{1}{2}, \end{cases} \quad (26a)$$

$$\text{for } \lambda > 1: \quad q = \begin{cases} 0 & w > \frac{1}{2}, \\ 1 & w < \frac{1}{2}. \end{cases} \quad (26b)$$

In other words, the optimal ψ_λ is always in either a pure high-spin or low-spin configuration, and the spin will flip relative to the reference RHF orbital if λ crosses 1 at fixed w or if w crosses $\frac{1}{2}$ at fixed λ . At $\lambda = 1$ and/or at $w = \frac{1}{2}$, the energy is independent of q . At $w = 0$ or 1, the spin-flip that occurs when λ crosses 1 is analogous to a similar phenomenon in the MP adiabatic connection for the stretched H_2 molecule with a UHF reference, in which the two spins are exchanged between the two nuclei. This feature is also responsible to the slow convergence of the unrestricted MP series in stretched H_2 , as discussed for the Hubbard dimer in Ref. 89, and is intimately related to a critical point singularity in MP theory.^{90–93}

Finally, we notice that forbidding spin-flip as λ changes is equivalent to setting $q = w$. Under this constraint, the prefactor for the expectation value of \hat{K}^w becomes $s = 1 - 2w + 2w^2$, recovering the form used in Ref. 18.

IV. HYDROGEN MOLECULE CATION

We now turn to the one-electron homonuclear diatomic H_2^+ , restricting our discussion to the ground state and its behavior in the dissociation limit. In particular, we are interested in the possibility of spatially symmetry-broken UHF solutions for bond lengths greater than a (potentially) weight-dependent critical value, forming an analogy to the Coulson–Fischer point in H_2 .⁸² We employ the minimal basis set STO-3G containing two contracted s -type gaussian functions $\chi_L(\mathbf{r})$ and $\chi_R(\mathbf{r})$ centered on the left and right H atoms respectively, with bond length R . Again, the use of a minimal basis allows analytic expressions to be derived, but the physics is similar in larger basis sets (see [Supplementary Material](#) for additional results).

The occupied and vacant (symmetry-pure) RHF orbitals form a delocalized orthogonal basis set

$$\psi_1(\mathbf{r}) = \frac{\chi_L(\mathbf{r}) + \chi_R(\mathbf{r})}{\sqrt{2(1 + S_{LR})}}, \quad (27a)$$

$$\psi_2(\mathbf{r}) = \frac{\chi_L(\mathbf{r}) - \chi_R(\mathbf{r})}{\sqrt{2(1 - S_{LR})}}, \quad (27b)$$

where $S_{LR} = \langle \chi_L | \chi_R \rangle$ defines the overlap of the atomic orbitals at a given bond length. The ground-state UHF orbitals can then be parametrized in terms of these orthogonal orbitals using a single rotation angle ϕ as⁸¹

$$\psi_1^\alpha(\mathbf{r}) = \cos \phi \psi_1(\mathbf{r}) + \sin \phi \psi_2(\mathbf{r}), \quad (28a)$$

$$\psi_1^\beta(\mathbf{r}) = \cos \phi \psi_1(\mathbf{r}) - \sin \phi \psi_2(\mathbf{r}), \quad (28b)$$

while the corresponding virtual orbitals are

$$\psi_2^\alpha(\mathbf{r}) = -\sin \phi \psi_1(\mathbf{r}) + \cos \phi \psi_2(\mathbf{r}), \quad (29a)$$

$$\psi_2^\beta(\mathbf{r}) = +\sin \phi \psi_1(\mathbf{r}) + \cos \phi \psi_2(\mathbf{r}). \quad (29b)$$

The symmetric RHF orbitals are recovered for $\phi = 0$, while $\phi = \pm\pi/4$ recovers spin-up and spin-down orbitals localized on opposite H atoms. The UHF ensemble energy is then given as

$$E_{\text{UHF}}^w(\phi) = \cos^2 \phi h_{11} + \sin^2 \phi h_{22} + (1-w)w \left[\cos^4 \phi J_{11} + \sin^4 \phi J_{22} + 2 \cos^2 \phi \sin^2 \phi (J_{12} - 2K_{12}) \right], \quad (30)$$

where the one-electron, Coulomb, and exchange matrix elements in the orthogonal RHF basis are denoted

$$h_{ij} = (\psi_i | h | \psi_j), \quad J_{ij} = (\psi_i \psi_i | \psi_j \psi_j), \quad K_{ij} = (\psi_i \psi_j | \psi_j \psi_i). \quad (31)$$

Differentiating Eq. (30) with respect to ϕ yields the ground-state RHF and UHF solutions as

$$\phi_{\text{RHF}} = 0 \quad (32a)$$

$$\cos^2 \phi_{\text{UHF}} = \frac{h_{11} - h_{22} + 2w(1-w)(J_{12} - J_{22} - 2K_{12})}{-2w(1-w)(J_{11} - 2J_{12} + J_{22} + 4K_{22})}. \quad (32b)$$

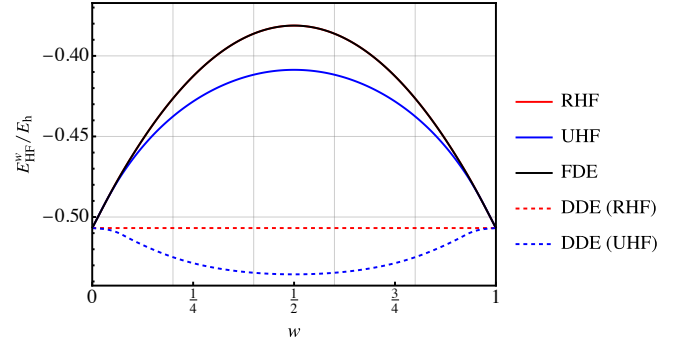


FIG. 9. RHF and UHF energies, functional-driven error (FDE), and density-driven error (DDE) as functions of w for H_2^+ with fractional spins at $R = 4a_0$ in the minimal STO-3G basis. In this case, the DDE for RHF is zero, while UHF stabilizes its energy by increasing the negative DDE.

Analogously to H_2 , the UHF solutions are spatially symmetry-broken, with the spin-up and spin-down electron densities localizing on opposite atoms, and do not necessarily exist for all ensemble weights or bond lengths. The location of the (weight-dependent) Coulson–Fischer point can be identified by solving $\phi_{\text{RHF}} = \phi_{\text{UHF}}$, or equivalently

$$\frac{h_{11} - h_{22} + 2w(1-w)(J_{12} - J_{22} - 2K_{12})}{-2w(1-w)(J_{11} - 2J_{12} + J_{22} + 4K_{22})} = 1. \quad (33)$$

Therefore, in complete analogy with H_2 ,⁸¹ there exists a (weight-dependent) critical bond-length R_c^w where, for $R > R_c^w$, it becomes energetically favorable for the spatial symmetry to be broken by localizing the high-spin and low-spin orbitals on opposite centers. This symmetry breaking only occurs for $w \neq 0$ or 1 ; at other ensemble weights, the UHF solution is symmetric and equivalent to the RHF solution. Like the H atom, spatial separation of the high- and low-spin densities minimizes the self-interaction error, leading to more accurate UHF energies, as illustrated in Fig. 8. However, the energetic relaxation is more significant in H_2^+ than the H atom as the two atomic centers increase the possible extent of spatial separation. Since the UHF energy is variational and the fractional spin error is positive, the energy and associated error are lowered by increasing the DDE (which is always negative). For example, in Fig. 9, we show the minimal basis FDE and DDE at $R = 4a_0$. We find no DDE in RHF, while the DDE in UHF has maximum amplitude at $w = \frac{1}{2}$.

Figure 8 also reveals that the critical bond-length R_c^w decreases as w increases between 0 and $\frac{1}{2}$, reaching a minimum at $w = \frac{1}{2}$. The shortest bond length for UHF symmetry breaking therefore occurs for $w = \frac{1}{2}$, which can be understood because the self-interaction error is largest at this ensemble weight.

Next, we consider the behavior of the RHF and UHF energies in the large- R limit. From Fig. 8, we see that the UHF energy decays towards the exact dissociation limit. In this limit, the only remaining non-zero integrals are $h_{LL} = h_{RR} \equiv E_H$ and $J_{LL} = J_{RR} = (\psi_H \psi_H | \psi_H \psi_H)$, where E_H and ψ_H are the ground-state energy and wave function of an isolated H atom; all matrix

elements involving different atomic centers decay to zero as R grows. The analytic RHF energy in the large- R limit can then be derived as

$$E_{\text{RHF}}^w \xrightarrow{R \rightarrow \infty} E_{\text{H}} + \frac{w(1-w)}{2} (\psi_{\text{H}} \psi_{\text{H}} | \psi_{\text{H}} \psi_{\text{H}}). \quad (34)$$

Comparing Eqs. (4) and (34), we find that the error in the RHF energy at dissociation is exactly half the fractional-spin error for the H atom with high- and low-spin configurations of respective weights $(1-w)$ and w (right panel of Fig. 8). Note that this result is different to the two-electron H_2 molecule, where the dissociation error is *equal* to the fractional-spin error in the H atom.¹⁵ As a result, delocalization of the electron density over two dissociated atomic centers reduces the overall RHF self-interaction error in one-electron models.

The reduction in the RHF self-interaction error is even more pronounced for larger numbers of atomic centers as delocalizing the RHF electron density over multiple sites further reduces the fictitious Coulomb repulsion between the spin-up and spin-down densities. For example, it can be shown that the two-electron component of the RHF ensemble energy in a one-electron linear chain of n equally-spaced H atom decays as $\frac{w(1-w)}{n}$ at large R , while the UHF ensemble energy quickly decays to the correct energy. By extension, these results suggest that static correlation errors in cationic molecules are likely to be less severe than their electron-dense anionic counterparts.

V. CONCLUDING REMARKS

In this work, we have investigated the physical origins and consequences of the fractional-spin error in one-electron systems using the HF potential. Building on the work of Cohen, Mori-Sanchez and Yang,^{15,16,26} we have explored the variations in the fractional-spin error for the restricted, unrestricted, or the exact generalized HF formalisms. Our results show that the fractional-spin error arises from a self-interaction between the high- and low-spin components of the one-electron density and, for all weights $w \neq 0, \frac{1}{2},$ and 1 , there exists an unrestricted solution in the H atom that is lower in energy than the restricted one. In the H atom, this self-interaction can also create additional solutions representing unphysical open-shell excited states, and a region of density depletion that mirrors the Coulomb hole in He-like ions. These results further demonstrate that a fractional-spin electron behaves as two-electron problem, and that electron correlation concepts fundamentally underpin the physics of fractional-spin errors. Finally, delocalization of the electron density reduces the fractional-spin error, and this effect is enhanced when the high- and low-spin electron densities can become spatially separated under an unrestricted approximation.

Overall, we have shown that the physics of one-electron systems is much more subtle than it may first appear. Our results demonstrate several new insights into the unusual properties of a fractional-spin electron within HF theory, and we also expect these properties to occur in density-functional approximations as well. Looking forwards, we anticipate that these insights will inspire new directions for improving the performance of

density functional approximations under the effects of strong static correlation. In particular, the importance of capturing exchange-correlation effects between the high- and low-spin components of the electron density suggest that generalized extensions of DFT may provide a fruitful direction for future research.

SUPPLEMENTARY MATERIAL

Included in the [Supplementary Material](#) are high-accuracy numerical data for the H atom and H_2^+ cation that mirror the minimal basis results presented in the main text.

ACKNOWLEDGMENTS

HGAB thanks New College, Oxford for support through the Astor Junior Research Fellowship. CM thanks the Université Paul Sabatier (Toulouse, France) for a PhD scholarship. TJD and PG-G were supported by the Netherlands Organisation for Scientific Research under Vici grant 724.017.001. PFL thanks the European Research Council (ERC) under the European Union’s Horizon 2020 research and innovation programme (grant agreement no. 863481) for financial support.

Appendix A: Generalized Hartree–Fock ensemble

The aim of this Appendix is to demonstrate that a one-electron fractional-spin ensemble built from GHF densities must be independent of the ensemble weight, and thus always exact. To achieve this, we attempt to build a two-state generalized ensemble density in the same form of the UHF-based ensemble in Eq. (3). We find that any generalized ensemble of this form will give the exact energy for any ensemble weighting.

A GHF-based two-state ensemble can be seen as an extension of the UHF-based ensemble defined in Eq. (3). The additional flexibility of the GHF formalism means that every orbital can include both a high-spin and low-spin component, giving

$$\psi_I(\mathbf{x}) = \psi_I^\alpha(\mathbf{r}) |\alpha\rangle + \psi_I^\beta(\mathbf{r}) |\beta\rangle, \quad (A1)$$

where $\mathbf{x} = (\sigma, \mathbf{r})$ is a composite coordinate gathering spin and spatial coordinates, and the index $I = 1, 2$ labels the states belonging to the two-state ensemble. In what follows, we will exploit the two-component spinor basis

$$|\alpha\rangle = \begin{pmatrix} 1 \\ 0 \end{pmatrix}, \quad |\beta\rangle = \begin{pmatrix} 0 \\ 1 \end{pmatrix}, \quad (A2)$$

such that

$$\psi_I = \begin{pmatrix} \psi_I^\alpha \\ \psi_I^\beta \end{pmatrix}. \quad (A3)$$

The corresponding GHF ensemble density is then

$$n_{\text{GHF}}^w(\mathbf{r}) = (1-w) n_1(\mathbf{r}) + w n_2(\mathbf{r}), \quad (A4)$$

where the two-component density is defined as

$$n_I(\mathbf{r}) = \begin{pmatrix} n_I^{\alpha\alpha}(\mathbf{r}) & n_I^{\alpha\beta}(\mathbf{r}) \\ n_I^{\beta\alpha}(\mathbf{r}) & n_I^{\beta\beta}(\mathbf{r}) \end{pmatrix}, \quad (\text{A5})$$

and $n_I^{\sigma\sigma'}(\mathbf{r}) = \psi_I^\sigma(\mathbf{r})\psi_I^{\sigma'}(\mathbf{r})$. Similarly to the unrestricted ensemble, the only two-electron contributions to the ensemble energy arise from interactions between the two densities. The corresponding GHF energy expression can then be derived as

$$E_{\text{GHF}}^w = (1-w)h[n_1] + wh[n_2] + w(1-w) \sum_{\sigma\sigma'} [(\psi_1^\sigma \psi_1^{\sigma'} | \psi_2^{\sigma'} \psi_2^\sigma) - (\psi_1^\sigma \psi_2^\sigma | \psi_2^{\sigma'} \psi_1^{\sigma'})]. \quad (\text{A6})$$

From this expression, we see that the exact energy is recovered when the two individual densities, and their corresponding orbitals, are equivalent. For any ensemble weight w , variational optimization of the ensemble density will therefore recover the exact energy $E_{\text{GHF}}^w = E_0$ with $\psi_1 = \psi_2 = \psi_0$. In other words, the two-state generalized ensemble introduces a redundant parametrization and, since the GHF representation of a one-electron system must always be exact, only a single GHF state is required.

Comparing Eq. (A6) with the UHF energy function Eq. (6), we see that the fractional-spin error arises from the missing exchange interaction between high- and low-spin densities in the ensemble. This missing term in the restricted and unrestricted ensembles leads to a self-interaction error where the Coulomb interaction between the high- and low-spin components is not sufficiently cancelled, leading to the static correlation error for fractional spins.

Appendix B: Spin Expectation Values

To derive the spin-expectation values $\langle S_x^2 \rangle$, $\langle S_y^2 \rangle$, and $\langle S_z^2 \rangle$ for the fractional-spin ensemble densities, we start with the second-quantized spin operators⁹⁴

$$S_x = \frac{1}{2} \sum_p (a_{p\alpha}^\dagger a_{p\beta} + a_{p\beta}^\dagger a_{p\alpha}), \quad (\text{B1a})$$

$$S_y = \frac{1}{2i} \sum_p (a_{p\beta}^\dagger a_{p\alpha} - a_{p\alpha}^\dagger a_{p\beta}), \quad (\text{B1b})$$

$$S_z = \frac{1}{2} \sum_p (a_{p\alpha}^\dagger a_{p\alpha} - a_{p\beta}^\dagger a_{p\beta}). \quad (\text{B1c})$$

Here, and in what follows, the indices p and q are used to denote an orthogonal spatial orbital basis used to construct the molecular orbitals. Expanding the squared operators and considering the non-zero contractions⁹⁵ allows the corresponding expectation values to be expressed using the two-component

density matrices as

$$\langle S_x^2 \rangle = \frac{1}{4} \sum_p ([n^{\alpha\alpha}]_{pp} + [n^{\beta\beta}]_{pp}) + \frac{1}{4} \left[\sum_p ([n^{\alpha\beta}]_{pp} + [n^{\beta\alpha}]_{pp}) \right]^2 - \frac{1}{2} \sum_{pq} ([n^{\alpha\alpha}]_{pq} [n^{\beta\beta}]_{qp} + [n^{\beta\alpha}]_{pq} [n^{\alpha\beta}]_{qp}), \quad (\text{B2a})$$

$$\langle S_y^2 \rangle = \frac{1}{4} \sum_p ([n^{\alpha\alpha}]_{pp} + [n^{\beta\beta}]_{pp}) - \frac{1}{4} \left[\sum_p ([n^{\alpha\beta}]_{pp} - [n^{\beta\alpha}]_{pp}) \right]^2 - \frac{1}{2} \sum_{pq} ([n^{\alpha\alpha}]_{pq} [n^{\beta\beta}]_{qp} - [n^{\beta\alpha}]_{pq} [n^{\alpha\beta}]_{qp}), \quad (\text{B2b})$$

$$\langle S_z^2 \rangle = \frac{1}{4} \sum_p ([n^{\alpha\alpha}]_{pp} + [n^{\beta\beta}]_{pp}) + \frac{1}{4} \left[\sum_p ([n^{\alpha\alpha}]_{pp} - [n^{\beta\beta}]_{pp}) \right]^2 - \frac{1}{4} \sum_{pq} ([n^{\alpha\alpha}]_{pq} [n^{\alpha\alpha}]_{qp} + [n^{\beta\beta}]_{pq} [n^{\beta\beta}]_{qp}) - \frac{1}{4} \sum_{pq} ([n^{\alpha\beta}]_{pq} [n^{\beta\alpha}]_{qp} + [n^{\beta\alpha}]_{pq} [n^{\alpha\beta}]_{qp}). \quad (\text{B2c})$$

These formula are entirely generalized for any two-component electronic density matrix.

For the unrestricted ensemble density, where $n^{\alpha\beta} = n^{\beta\alpha} = 0$, these spin expectation values reduce to

$$\langle S_x^2 \rangle = \frac{1}{4} [(1-w) \text{Tr}[n^{\alpha\alpha}] + w \text{Tr}[n^{\beta\beta}]] - \frac{(1-w)w}{2} \text{Tr}[n^{\alpha\alpha} n^{\beta\beta}], \quad (\text{B3a})$$

$$\langle S_y^2 \rangle = \frac{1}{4} [(1-w) \text{Tr}[n^{\alpha\alpha}] + w \text{Tr}[n^{\beta\beta}]] - \frac{(1-w)w}{2} \text{Tr}[n^{\alpha\alpha} n^{\beta\beta}], \quad (\text{B3b})$$

$$\langle S_z^2 \rangle = \frac{1}{4} [(1-w) \text{Tr}[n^{\alpha\alpha}] + w \text{Tr}[n^{\beta\beta}]] + \frac{1}{4} [(1-w) \text{Tr}[n^{\alpha\alpha}] - w \text{Tr}[n^{\beta\beta}]]^2 - \frac{1}{4} [(1-w)^2 \text{Tr}[n^{\alpha\alpha} n^{\alpha\alpha}] + w^2 \text{Tr}[n^{\beta\beta} n^{\beta\beta}]]. \quad (\text{B3c})$$

Further simplification can be achieved by noting that individual state densities in the ensemble are normalized such that $\text{Tr}[n^{\alpha\alpha}] = \text{Tr}[n^{\beta\beta}] = 1$, and idempotent such that $n^{\alpha\alpha} n^{\alpha\alpha} = n^{\alpha\alpha}$ and $n^{\beta\beta} n^{\beta\beta} = n^{\beta\beta}$. Furthermore, exploiting the invariance of the matrix trace with respect to cyclic permutations allows $\text{Tr}[n^{\alpha\alpha} n^{\beta\beta}]$ to be expressed in terms of the spatial orbital between the occupied orbitals as

$$\text{Tr}[n^{\alpha\alpha} n^{\beta\beta}] = \text{Tr}[S^{\alpha\beta} S^{\beta\alpha}], \quad (\text{B4})$$

where the overlap elements are defined as $[S^{\alpha\beta}]_{ij} = \langle \psi_i^\alpha | \psi_j^\beta \rangle$. Through these relationships, we recover the spin expectation values for the one-electron unrestricted fractional-spin ensemble as

$$\langle S_x^2 \rangle = \frac{1}{4} - \frac{1}{2}w(1-w)|S^{\alpha\beta}|^2, \quad (\text{B5a})$$

$$\langle S_y^2 \rangle = \frac{1}{4} - \frac{1}{2}w(1-w)|S^{\alpha\beta}|^2, \quad (\text{B5b})$$

$$\langle S_z^2 \rangle = \frac{1}{4} - \frac{1}{2}w(1-w). \quad (\text{B5c})$$

DATA AVAILABILITY

The data that support the findings of this study are openly available in ZENODO at <https://doi.org/10.5281/zenodo.4765100>.

REFERENCES

- ¹H. Fukutome, *Int. J. Quantum Chem.* **20**, 955 (1981).
- ²B. Sykja and J. L. Calais, *J. Phys. C.: Solid State Phys.* **15**, 3079 (1982).
- ³J.-L. Calais, in *Adv. Quantum Chem.*, Vol. 17, edited by P.-O. Löwdin (Academic Press, 1985) pp. 225–250.
- ⁴P.-O. Löwdin and I. Mayer (Academic Press, 1992) pp. 79–114.
- ⁵I. Mayer and P.-O. Löwdin, *Chem. Phys. Lett.* **202**, 1 (1993).
- ⁶S. Hammes-Schiffer and H. C. Anderson, *J. Chem. Phys.* **99**, 1901 (1993).
- ⁷J. Stuber and J. Paldus, “Symmetry Breaking in the Independent Particle Model,” in *Fundamental World of Quantum Chemistry: A Tribute to the Memory of Per-Olov Löwdin*, Vol. 1, edited by E. J. Brändas and E. S. Kryachko (Kluwer Academic, Dordrecht, 2003) p. 67.
- ⁸C. A. Jiménez-Hoyos, T. M. Henderson, and G. E. Scuseria, *J. Chem. Theory Comput.* **7**, 2667 (2011).
- ⁹D. W. Small, E. J. Sundstrom, and M. Head-Gordon, *J. Chem. Phys.* **142**, 024104 (2015).
- ¹⁰D. W. Small, E. J. Sundstrom, and M. Head-Gordon, *J. Chem. Phys.* **142**, 094112 (2015).
- ¹¹J. J. Goings, F. Ding, M. J. Frisch, and X. Li, *J. Chem. Phys.* **142**, 154109 (2015).
- ¹²J. J. Goings, F. Egidi, and X. Li, *Int. J. Quantum Chem.* **118**, e25398 (2018).
- ¹³T. M. Henderson, C. A. Jiménez-Hoyos, and G. E. Scuseria, *J. Chem. Theory Comput.* **14**, 649 (2018).
- ¹⁴L. C. Jake, T. M. Henderson, and G. E. Scuseria, *J. Chem. Phys.* **148**, 024109 (2018).
- ¹⁵A. J. Cohen, P. Mori-Sánchez, and W. Yang, *J. Chem. Phys.* **129**, 121104 (2008).
- ¹⁶A. J. Cohen, P. Mori-Sánchez, and W. Yang, *Science* **321**, 792 (2008).
- ¹⁷P. Mori-Sánchez, A. J. Cohen, and W. Yang, *Phys. Rev. Lett.* **102**, 066403 (2009).
- ¹⁸T. J. Daas, J. Grossi, S. Vuckovic, Z. H. Musslimani, D. P. Kooi, M. Seidl, K. J. H. Giesbertz, and P. Gori-Giorgi, *J. Chem. Phys.* **153**, 214112 (2020).
- ¹⁹B. Mussard and J. Toulouse, *Mol. Phys.* **115**, 161 (2017).
- ²⁰A. Heßelmann and A. Görling, *Phys. Rev. Lett.* **106**, 093001 (2011).
- ²¹J. Erhard, P. Bleiziffer, and A. Görling, *Phys. Rev. Lett.* **117**, 143002 (2016).
- ²²H. Chen, G. Friesecke, and C. B. Mendl, *J. Chem. Theory Comput.* **10**, 4360 (2014).
- ²³S. Vuckovic, L. O. Wagner, A. Mirtschink, and P. Gori-Giorgi, *J. Chem. Theory Comput.* **11**, 3153 (2015).
- ²⁴S. Vuckovic and P. Gori-Giorgi, *J. Phys. Chem. Lett.* **8**, 2799 (2017).
- ²⁵E. R. Johnson and J. Contrera-García, *J. Chem. Phys.* **135**, 0881103 (2011).
- ²⁶A. J. Cohen, P. Mori-Sánchez, and W. Yang, *Chem. Rev.* **112**, 289 (2012).
- ²⁷N. Q. Su, C. Li, and W. Yang, *Proc. Natl. Acad. Sci. U.S.A.* **115**, 9678 (2018).
- ²⁸J. J. Phillips, A. A. Kananenka, and D. Zgid, *J. Chem. Phys.* **142**, 194108 (2015).
- ²⁹S. N. Steinmann and W. Yang, *J. Chem. Phys.* **139**, 074107 (2013).
- ³⁰A. J. Cohen, P. Mori-Sánchez, and W. Yang, *J. Chem. Theory Comput.* **5**, 786 (2009).
- ³¹P. Schipper, O. Gritsenko, and E. Baerends, *Theor. Chem. Acc.* **99**, 329 (1998).
- ³²M. Filatov and S. Shaik, *Chem. Phys. Lett.* **304**, 429 (1999).
- ³³M. Filatov and S. Shaik, *J. Phys. Chem. A* **104**, 6628 (2000).
- ³⁴M. Filatov and S. Shaik, *Chem. Phys. Lett.* **332**, 409 (2000).
- ³⁵D. H. Ess, E. R. Johnson, X. Hu, and W. Yang, *J. Phys. Chem. A* **115**, 76 (2011).
- ³⁶J.-D. Chai, *J. Chem. Phys.* **136**, 154104 (2012).
- ³⁷M. Filatov, *WIREs Comput. Mol. Sci.* **5**, 146 (2015).
- ³⁸E. J. Baerends, *Phys. Chem. Chem. Phys.* **19**, 15639 (2017).
- ³⁹E. J. Baerends, *Mol. Phys.* **118**, e1612955 (2020).
- ⁴⁰N. I. Gidopoulos, P. G. Papaconstantinou, and E. K. U. Gross, *Phys. Rev. Lett.* **88**, 033003 (2002).
- ⁴¹J. A. Pople, *Int. J. Quantum Chem.* **5**, 175 (1971).
- ⁴²N. S. Ostlund, *J. Chem. Phys.* **57**, 2994 (1972).
- ⁴³H. G. Hiscock and A. J. W. Thom, *J. Chem. Theory Comput.* **10**, 4795 (2014).
- ⁴⁴H. G. A. Burton and A. J. W. Thom, *J. Chem. Theory Comput.* **12**, 167 (2016).
- ⁴⁵H. G. A. Burton, M. Gross, and A. J. W. Thom, *J. Chem. Theory Comput.* **14**, 607 (2018).
- ⁴⁶J. P. Perdew and A. Zunger, *Phys. Rev. B* **23**, 5048 (1981).
- ⁴⁷Y. Zhang and W. Yang, *J. Chem. Phys.* **109**, 2604 (1998).
- ⁴⁸C. A. Coulson and A. H. Neilson, *Proc. Phys. Soc.* **78**, 831 (1961).
- ⁴⁹J. K. Pearson, P. M. Gill, J. M. Ugalde, and R. J. Boyd, *Mol. Phys.* **107**, 1089 (2009).
- ⁵⁰Wolfram Research, Inc., “Mathematica, Version 12.0,” Champaign, IL, 2019.
- ⁵¹E. Pastorczak and K. Pernal, *J. Chem. Phys.* **140**, 18A514 (2014).
- ⁵²M. M. Alam, S. Knecht, and E. Fromager, *Phys. Rev. A* **94**, 012511 (2016).
- ⁵³M. M. Alam, K. Deur, S. Knecht, and E. Fromager, *J. Chem. Phys.* **147**, 204105 (2017).
- ⁵⁴T. Gould and S. Pittalis, *Phys. Rev. Lett.* **119**, 243001 (2017).
- ⁵⁵P.-F. Loos and E. Fromager, *J. Chem. Phys.* **152**, 214101 (2020).
- ⁵⁶C. Marut, B. Senjean, E. Fromager, and P.-F. Loos, *Faraday Discuss.* **224**, 402 (2020).
- ⁵⁷J. P. Perdew, R. G. Parr, M. Levy, and J. L. Balduz, *Phys. Rev. Lett.* **49**, 1691 (1982).
- ⁵⁸E. K. U. Gross, L. N. Oliveira, and W. Kohn, *Phys. Rev. A* **37**, 2805 (1988).
- ⁵⁹E. K. U. Gross, L. N. Oliveira, and W. Kohn, *Phys. Rev. A* **37**, 2809 (1988).
- ⁶⁰L. N. Oliveira, E. K. U. Gross, and W. Kohn, *Phys. Rev. A* **37**, 2821 (1988).
- ⁶¹B. Senjean and E. Fromager, *Phys. Rev. A* **98**, 022513 (2018).
- ⁶²B. Senjean and E. Fromager, *Int. J. Quantum Chem.* **120**, e26190 (2020).
- ⁶³A. J. Cohen, P. Mori-Sánchez, and W. Yang, *Phys. Rev. B* **77**, 115123 (2008).
- ⁶⁴E. Kraisler and L. Kronik, *Phys. Rev. Lett.* **110**, 126403 (2013).
- ⁶⁵E. Kraisler and L. Kronik, *J. Chem. Phys.* **140**, 18A540 (2014).
- ⁶⁶A. J. Cohen, P. Mori-Sánchez, and W. Yang, *J. Chem. Phys.* **126**, 191109 (2007).
- ⁶⁷E. Kraisler and L. Kronik, *Phys. Rev. A* **91**, 032504 (2015).
- ⁶⁸E. Kraisler, T. Schmidt, S. Kümmel, and L. Kronik, *J. Chem. Phys.* **143**, 104105 (2015).
- ⁶⁹M. W. Schmidt and K. Ruedenberg, *J. Chem. Phys.* **71**, 3951 (1979).
- ⁷⁰M.-C. Kim, E. Sim, and K. Burke, *Phys. Rev. Lett.* **111**, 073003 (2013).
- ⁷¹S. Vuckovic, S. Song, J. Kozłowski, E. Sim, and K. Burke, *J. Chem. Theory Comput.* **15**, 6636 (2019).
- ⁷²M. G. Medvedev, I. S. Bushmarinov, J. Sun, J. P. Perdew, and K. A. Lyssenko, *Science* **355**, 49 (2017).
- ⁷³P. Lykos and G. W. Pratt, *Rev. Mod. Phys.* **35**, 496 (1963).
- ⁷⁴P. Gori-Giorgi and A. Savin, *Phys. Rev. A* **71**, 032513 (2005).
- ⁷⁵H. G. A. Burton, *J. Chem. Phys.* **154**, 111103 (2021).
- ⁷⁶P. M. W. Gill, D. L. Crittenden, D. P. O’Neill, and N. A. Besley, *Phys. Chem. Chem. Phys.* **8**, 15 (2006).
- ⁷⁷P. Gori-Giorgi, M. Seidl, and A. Savin, *Phys. Chem. Chem. Phys.* **10**, 3440 (2008).
- ⁷⁸M. C. Per, S. P. Russo, and I. K. Snook, *J. Chem. Phys.* **130**, 134103 (2009).

- ⁷⁹M. Via-Nadal, M. Rodríguez-Mayorga, E. Ramos-Cordoba, and E. Matito, *J. Phys. Chem. Lett.* **10**, 4032 (2019).
- ⁸⁰M. Rodríguez-Mayorga, E. Ramos-Cordoba, X. Lopez, M. Solà, J. M. Ugalde, and E. Matito, *ChemistryOpen* **8**, 411 (2019).
- ⁸¹A. Szabo and N. S. Ostlund, *Modern Quantum Chemistry* (Dover Publications Inc., 1989).
- ⁸²C. A. Coulson and I. Fischer, *Philos. Mag.* **40**, 386 (1949).
- ⁸³H. G. A. Burton and D. J. Wales, *J. Chem. Theory Comput.* **17**, 151 (2021).
- ⁸⁴J. S. Andrews, D. Jayatilaka, R. G. A. Bone, N. C. Handy, and R. D. Amos, *Chem. Phys. Lett.* **183**, 423 (1991).
- ⁸⁵A. I. Krylov, *J. Chem. Phys.* **113**, 6052 (2000).
- ⁸⁶S. Lee, M. Filatov, S. Lee, and C. H. Choi, *J. Chem. Phys.* **149**, 104101 (2018).
- ⁸⁷D. Casanova and A. I. Krylov, *Phys. Chem. Chem. Phys.* **22**, 4326 (2020).
- ⁸⁸H. G. A. Burton, A. J. W. Thom, and P. F. Loos, *J. Chem. Phys.* **150**, 041103 (2019).
- ⁸⁹A. Marie, H. G. A. Burton, and P. F. Loos, *J. Phys.: Condens. Matter*, in press (2021).
- ⁹⁰F. H. Stillinger, *J. Chem. Phys.* **112**, 9711 (2000).
- ⁹¹D. Z. Goodson and A. V. Sergeev, *Adv. Quant. Chem.* **47**, 193 (2004).
- ⁹²A. V. Sergeev, D. Z. Goodson, S. E. Wheeler, and W. D. Allen, *J. Chem. Phys.* **123**, 064105 (2005).
- ⁹³A. V. Sergeev and D. Z. Goodson, *J. Chem. Phys.* **124**, 094111 (2006).
- ⁹⁴T. Helgaker, P. Jørgensen, and J. Olsen, *Molecular Electronic-Structure Theory* (John Wiley & Sons, 2000).
- ⁹⁵I. Shavitt and R. Bartlett, *Many-Body Methods in Chemistry and Physics* (Cambridge University Press, 2009).