

Importance Weighted Adversarial Discriminative Transfer for Anomaly Detection

Cangning Fan*

Fangyi Zhang, Peng Liu, Xiuyu Sun, Hao Li, Ting Xiao, Wei Zhao, Xianglong Tang
fancangning@gmail.com

ABSTRACT

Previous transfer methods for anomaly detection generally assume the availability of labeled data in source or target domains. However, such an assumption is not valid in most real applications where large-scale labeled data are too expensive. Therefore, this paper proposes an importance weighted adversarial autoencoder-based method to transfer anomaly detection knowledge in an unsupervised manner, particularly for a rarely studied scenario where a target domain has no labeled normal/abnormal data while only normal data from a related source domain exist. Specifically, the method learns to align the distributions of normal data in both source and target domains, but leave the distribution of abnormal data in the target domain unchanged. In this way, an obvious gap can be produced between the distributions of normal and abnormal data in the target domain, therefore enabling the anomaly detection in the domain. Extensive experiments on multiple synthetic datasets and the UCSD benchmark demonstrate the effectiveness of our approach. The code is available at https://github.com/fancangning/anomaly_detection_transfer.

CCS CONCEPTS

• **Computing methodologies** → **Scene anomaly detection**; *Activity recognition and understanding*; Transfer learning.

KEYWORDS

Anomaly Detection, Transfer Learning, Activity Recognition, Machine Learning

1 INTRODUCTION

Anomaly detection is a fundamental data analysis task. The goal of anomaly detection is to identify anomalous instances called anomalies which do not conform to the expected normal pattern [7]. Anomaly detection has been used widely in practice as anomalies often correspond to substantial problems that could cause significant losses, such as fraud detection [21], medical care [19], and intrusion detection [11].

It is called *unsupervised anomaly detection* [4, 41] when there is no available labeled normal/abnormal data in the dataset. Typically, unsupervised approaches exploit the underlying assumption that anomalies occur infrequently, which implies they fall in low-density regions of the instance space, or that they are far away from normal instances. However, in fact, this assumption is regularly violated by realistic data, such as system maintenance, which occurs infrequently, however, is not anomalous event. This severely deteriorates the performance of unsupervised anomaly detection. In some situations, anomaly labels that indicate normal/anomalous

instances can be used. Labeled data makes it possible to correct the mistakes made by unsupervised detectors. By using anomaly labels, *fully supervised anomaly detection* [9, 16] approaches can detect anomalies much better than unsupervised ones. However, a fully supervised approach is often infeasible due to the fact that anomaly labels are typically difficult to obtain since anomalies rarely occur. In other situations, there is only normal instances available to obtain anomaly detectors. The *semi-supervised anomaly detection* [13, 42] approaches are more feasible than fully supervised ones since normal instances are relatively easy to prepare, and are better than unsupervised ones since semi-supervised learning improves the accuracy of identifying anomalies.

Real-world anomaly detection systems are often expected to monitor numerous scenes, each of which may be only slightly different. Such a situation can arise when monitoring products in assembly lines, illegal behavior in streets, or crops on farms. Therefore, it may be impossible to collect labels for each individual task. Given that these anomaly detection tasks are similar to each other, this has spurred interest in employing *transfer learning* to transfer labeled instances from one task to another. Transferring knowledge between anomaly detection tasks is called *transfer anomaly detection*. This could alleviate the need to collect labels for each task separately. Several transfer anomaly detection methods have been proposed to learn the anomaly detection by using both normal and anomalous instances in the source domains. These methods also use target normal instances for training [3, 17, 22, 46, 48]. However, training with anomaly labels can be problematic in some applications. It is rare to have enough time and resources to label instances in source and target domain. since anomalies rarely occur and labeling instances is expensive, it is more likely that there are only normal instances in source domain and unlabeled normal/anomalous instances in target domain.

In this paper, we propose a novel method named **IWAAE**(Importance Weighted Adversarial AutoEncoder for Transfer Anomaly Detection) to improve the anomaly detection performance on target domain with no labeled instances by using only normal instances in source domain. IWAAE consists of an autoencoder and a domain classifier. The domain classifier aims at identifying the difference between distributions of the source and target instances to find a tighter lower bound on the true domain distribution divergence, while the encoder, on the other hand, reduces the distribution divergence by stepping to the opposite direction as the domain classifier. This paper identifies the importance score of target samples by reconstruction loss. Specifically, the normalized output of an inverse proportional function of the reconstruction loss gives the probability of the instance coming from normal instances. The intuition of the weighting scheme is that if the normalized output is large, the sample can be almost perfectly reconstructed by the autoencoder.

*This work is completed during the internship at Alibaba DAMO Academy.

Thus, the sample is highly likely from the normal samples in target domain, since the neighbourhood region of the instance covers little or no anomalous instances at all, and a large weight is assigned to the instance. Hence, we use the reconstruction loss as an indicator of the importance of each target instances to the normal samples in source domain. Then the learned weights are applied to the target samples and the weighted target samples and source samples are fed into the domain classifier and autoencoder for optimizing in the next iteration. We have shown that the minimax two-player game between the autoencoder and the domain classifier is theoretically equivalent to reducing the Jensen-Shannon divergence between the weighted target density and the source density.

2 RELATED WORK

In this section, we discuss the most related work in anomaly detection, transfer learning and transfer domain adaptation.

Anomaly Detection. Anomaly detection, which is also called outlier detection or novelty detection, has been widely studied[5, 7]. Semi-supervised anomaly detection is most studied in this field. Many approaches have been proposed such as AE based methods[1, 13, 38], OSVM based methods[6, 42], and density based methods[49, 51]. In addition, unsupervised anomaly detection assumes that training set contains some anomalies. Three most popular kinds of unsupervised approaches are local density-based methods[4, 37], k-nearest neighbor detectors[41], and isolation methods[25]. Both semi-supervised and unsupervised approaches cannot use anomaly labels, leading to a limited performance. Fully supervised anomaly detection[8, 15] makes use of anomaly labels to improve the performance. However, all the three kinds of anomaly detection paradigms assume that all instances are sampled from the same distribution and thus cannot perform well in another domain since there is a distribution shift between source and target domain.

Transfer Learning. The goal of transfer learning or domain adaptation is to perform a task in target domain by using knowledge obtained from source domain. To transferring knowledge, one class of methods, such as DAN [29], JAN [32], RTN [31], align the source and target domains by reducing the maximum mean discrepancy. A second class of methods, such as ADDA [45], MADA [40] and CDAN [30], attempt to apply adversarial learning to the training of network. The differences between domains are gradually eliminated since the feature extractor keeps trying confusing the domain classifier. Finally, methods such as GTA [43] and CycleGAN [50] generate fake labeled target instances to complete target tasks by transferring the style of labeled source instance to target domain. All these methods above do not assume the class-imbalance and thus are suitable for anomaly detection. Although there are several methods[2, 12] specifically designed for the class-imbalance, they assume anomalous instances in the target domain, which is not necessary in our proposed method.

Transfer Domain Adaptation. There are only a handful of papers exploring transfer learning for anomaly detection. Atsutoshi et al. [23] infers the anomaly detectors for target domains without re-training by introducing the concept of latent domain vectors. Andrews et al. [3] tries to reuse learned image representations across different image datasets. Xiao et al. [48] designs a robust one-class transfer learning method. Unlike our proposed method, the later

three approaches require labeled target instances to construct the detector. The lack of labels in anomaly detection task that motivated our approach invalidates these approaches. LOCIT [47] selects labeled source instances to transfer by a local distribution-based approach and constructs a KNN classifier based on these selected source instances and unlabeled target instances. Although LOCIT has the ability to handle the situation where source domain only contains normal instances, this method degenerates into a KNN-based unsupervised anomaly detection method without knowledge transfer.

3 PROPOSED METHOD

This section presents the proposed method in details. It begins with the definitions of terminologies. The source domain data denoted as $X_s \in \mathbb{R}^{D \times n_s}$ are draw from distribution $p_s(x)$ and the target domain data denoted as $X_t \in \mathbb{R}^{D \times n_t}$ are draw from distribution $p_t(x)$, where D is the dimension of the data instance, n_s and n_t are number of samples in source and target domain respectively. We focus on the transfer anomaly detection problem which assumes that there are only normal instances $\mathcal{D}_s = \{x_i^s\}_{i=1}^{n_s}, x_i^s \in \mathbb{R}^D$ in source domain and unlabeled normal/anomalous instances $\mathcal{D}_t = \{x_j^t\}_{j=1}^{n_t}, x_j^t \in \mathbb{R}^D$ in target domain. The feature spaces are assumed same: $\mathcal{X}_s = \mathcal{X}_t$. Finally, due to the domain shift, $p_s(x) \neq p_t(x)$.

3.1 Domain Adaptation by Adversarial Learning

The works in [30, 45] apply a domain classifier on the general feed-forward models to form the adversarial nets-based domain adaptation methods. The general idea is to learn domain invariant features by maximizing the loss of the domain classifier. Specifically, the adversarial nets-based domain adaptation framework is similar to the original GAN [14] with minimax loss:

$$\min_{F_s, F_t} \max_C \mathcal{L}(C, F_s, F_t) = \mathbb{E}_{x \sim p_t(x)} [\log C(F_t(x))] + \mathbb{E}_{x \sim p_s(x)} [\log(1 - C(F_s(x)))] \quad (1)$$

where F_s and F_t are the feature extractors for source and target data respectively, which can be identical(shared weights) or distinct(unshared weights), and C is the domain classifier. The C is a binary domain classifier with all the source instances labelled as 0 and all the target instances labelled as 1. Maximizing the minimax loss with respect to the parameters of C yields a tighter lower bound on the true domain distribution divergence, while minimizing the minimax loss with respect to the parameters of F minimizes the distribution divergence in the feature space.

In this paper, we adopt the encoder of AE as the shared feature extractors for source and target domains to capture more domain invariant features than a unshared feature extractor and train the decoder of AE to reconstruct normal instances in both source and target domain. We propose a weighted training procedure to train AE for reconstruct task by learning the parameters of the shared encoder $F(x)$ and the shared decoder $D(x)$:

$$\min_{F, D} \mathcal{L}_{recon} = \mathbb{E}_{x \sim p_s(x)} L(D(F(x)), x) + \lambda \mathbb{E}_{x \sim p_t(x)} L(D(F(x)), x) \quad (2)$$

x comes from. Thus, if the $\mathcal{L}_{recon}(x) \approx 0$, then the sample is highly likely to come from source normal instances, since the source normal instances play the most important role in the reconstruction loss in the pretraining phase and thus can be reconstructed best by AE. The contribution of these samples should be large such that both the domain classifier and the AE will focus on them. On the other hand, if $\mathcal{L}_{recon}(x)$ is small, the instance is more likely from target normal instances. These samples should be also given a larger importance weight to reduce the domain shift on the source and target normal instances. Finally, if $\mathcal{L}_{recon}(x)$ is large, the instance is more likely from target anomalous instances, since target anomalous instances account for only a small proportion of the target instances and thus AE can not learn these instances adequately. Hence, the weight function should be inversely related to $\mathcal{L}_{recon}(x)$ and a natural way to define the importance weights function of the instances is:

$$\tilde{w}(x) = \sigma(\eta \mathcal{L}_{recon}(x) + \beta) \quad (7)$$

where σ is the sigmoid function, η and β are the hyperparameters which control the shape and position of σ respectively ($\eta < 0, \beta > 0$). It can be seen that if $\mathcal{L}_{recon}(x)$ is large, $\tilde{w}(x)$ is small. Hence, the weights for target anomalous instances will be smaller than the normal instances.

After adding the importance weights to the instances for the domain classifier C , the objective function of weighted domain adversarial nets $\mathcal{L}_w(C, F)$ is:

$$\min_F \max_C \mathcal{L}_w(C, F) = \mathbb{E}_{x \sim p_t(x)} [w(x) \log C(F(x))] + \mathbb{E}_{x \sim p_s(x)} [\log(1 - C(F(x)))] \quad (8)$$

where the $w(x)$, as a function of $\mathcal{L}_{recon}(x)$, is independent of C and can be seen as a constant. Thus, for any F , the optimum C of the weighted adversarial nets is obtained at:

$$C^*(x) = \frac{w(x)p_t(x)}{w(x)p_t(x) + p_s(x)} \quad (9)$$

Note that since the number of anomalous instances is much smaller than the number of normal ones, and $w(x)$ of anomalous instances is approximately equal to 1 while $w(x)$ of normal ones approximately equal to 0, the $w(x)p_t(x)$ is still a probability density function:

$$\mathbb{E}_{x \sim p_t(x)} w(x) = \int w(x)p_t(x)dx = 1 \quad (10)$$

Given the optimum C , the minimax game of equation 8 can be reformulated as:

$$\begin{aligned} \mathcal{L}_w(F) &= \mathbb{E}_{x \sim p_t(x)} [w(x) \log C^*(F(x))] \\ &+ \mathbb{E}_{x \sim p_s(x)} [\log(1 - C^*(F(x)))] \\ &= \int_x w(x)p_t(x) \log \frac{w(x)p_t(x)}{w(x)p_t(x) + p_s(x)} \\ &+ p_s(x) \log \frac{p_s(x)}{w(x)p_t(x) + p_s(x)} dz \\ &= -\log(4) + 2 \times JS(w(x)p_t(x) || p_s(x)) \end{aligned} \quad (11)$$

Hence, the weighted adversarial nets-based domain adaptation is essentially reducing the Jensen-Shannon divergence between the target normal density and the source normal density in the feature space, which obtains its optimum on $w(x)p_t(x) = p_s(x)$ (use z instead of x)

Overall objective function Hence, the overall objectives of the weighted adversarial AE-based method are:

$$\begin{aligned} \min_{F,D} \mathcal{L}_{recon} &= \mathbb{E}_{x \sim p_s(x)} L(D(F(x)), x) \\ &+ \lambda \mathbb{E}_{x \sim p_t(x)} w(x) L(D(F(x)), x) \\ \min_F \max_C \mathcal{L}_w(C, F) &= \mathbb{E}_{x \sim p_t(x)} [w(x) \log C(F(x))] \\ &+ \mathbb{E}_{x \sim p_s(x)} [\log(1 - C(F(x)))] \end{aligned} \quad (12)$$

The objectives are optimized in stages. F and D are pre-trained by \mathcal{L}_{recon} . Then the F, D, C are optimized simultaneously by reconstruction loss and adversarial loss. To solve the minimax game between F and C , we can either iteratively train the two objectives respectively similar to GAN [14], or insert a gradient reversal layer (GRL) [30] to multiply the gradient by -1 for the feature extractor to learn the feature extractor and domain classifier simultaneously. In our method, we choose to use the GRL for solving the problem. The proposed architecture can be found in Figure 1.

4 EXPERIMENTS

In this section, we validate the proposed transfer method for anomaly detection. To show the generality and applicability of the proposed model, we conduct experiments on three datasets of four different tasks. The results are compared with different baseline models and state-of-the-art techniques. The proposed method is applied to all datasets following previous sections. Our model and its variants are implemented using PyTorch [39] and trained using the optimizer Adam [20] with a learning of 0.01.

4.1 Experiments on Image Data

We first conduct the experiments to detect outliers image and evaluate the performance on two image datasets: MNIST [24] and USPS, both of which contain digit images belonging to 0 to 9. For each dataset, we construct the anomaly detection task by sampling images from 0 class as normal samples and sampling anomalies from the rest classes. Since we focus on a rarely studied scenario, we build the setting where a target domain has no labeled normal/abnormal data while only normal data from source domain exist. The anomaly proportion is controlled around 0.25. 10% of the original training data is left for validation.

In this experiment, we focus on validating the proposed weighted adversarial learning and implement the encoder and the decoder as plain convolutional neural networks. We first define $\text{Conv2}(k, s, c)$ to denote a 2D convolution layer, where k, s and c are the kernel size, stride size and the number of channels, respectively. Following the setting used in [13], we implement the encoder using three convolution layers: $\text{Conv2}(3, 2, 32)$ - $\text{Conv2}(3, 2, 16)$ - $\text{conv2}(3, 3, 8)$. The decoder is implemented as $\text{Dconv2}(3, 3, 16)$ - $\text{Dconv2}(3, 2, 32)$ - $\text{Dconv2}(3, 2, 3)$, where Dconv2 denotes the 2D deconvolution layer. Except for the last Dconv2 , each layer is followed by a batch normalization (BN) [18] and a leaky ReLU activation [34]. We process the MNIST and USPS datasets as RGB images. $\text{Linear}(i, o)$ is defined to denote linear layer with i -dimensional input and o -dimensional output. The domain classifier contains three linear layer $\text{Linear}(72, 128)$ - $\text{Linear}(128, 128)$ - $\text{Linear}(128, 1)$. Except for the last Linear, each layer is followed by a ReLU activation is dropped out with a probability of 0.5. The gradient reversal layer is inserted between the encoder

Table 1: Experimental results on digit dataset. Average AUC values on two transfer tasks(Mnist→USPS and USPS→MNIST).

Task	Anomaly rate	IsolationForest	MemAE(directly)	MemAE(fine-tune)	Our Method	MemAE
M→U	0.05	94.0	32.0	80.7	84.0	86.7
	0.15	97.0	34.0	68.7	83.3	88.0
	0.25	81.7	32.0	67.3	82.0	88.0
	0.35	77.7	32.3	65.3	81.7	86.7
	0.45	73.0	34.3	61.3	82.0	88.3
U→M	0.05	95.7	59.7	97.0	96.0	100.0
	0.15	91.7	59.5	88.0	93.0	99.7
	0.25	86.7	59.7	84.7	92.7	99.7
	0.35	82.7	60.0	79.3	91.3	99.7
	0.45	78.3	57.7	75.3	89.0	99.3

and the domain classifier to change the sign of the gradient in the process of backpropagation.

We compare the proposed model with several conventional and deep learning based methods for general anomaly detection as baselines, including iForest [26](unsupervised anomaly detection), MemAE [13](semi-supervised anomaly detection). It is worth noting that we also conduct the comparisons with some baseline variants of MemAE to show the importance of the proposed components, we use MemAE trained in source domain(MemAE(directly)) and MemAE which is trained in source domain and then fine-tuned with target domain(MemAE(fine-tune)) as baselines to illustrate the necessity of weighted adversarial learning. Specifically, for the tree-based method(e.g. iForest) and the reconstruction based method(e.g. Mem AE, MemAE(directly), MemAE(fine-tune)), the depth of leaf node and reconstruction error are used to calculate the regularity score, respectively. In all experiments, MemAE, MemAE(directly), and MemAE(fine-tune) share a similar memory capacity. Also, our method and all reconstruction-based methods use the same encoder and decoder. Following [13], we use the AUC(Area Under Curve) as the measurement for performance evaluation, which is obtained by calculating the area under the Receiver Operation Characteristic(ROC) with a varying threshold. Table 1 shows the average AUC values on the digit datasets.

As shown in Table 1, the proposed method generally outperforms the compared methods on 8 transfer tasks except MemAE. This is reasonable since our method only uses source normal samples and target unlabeled samples while MemAE directly uses target normal samples for training. The unsupervised anomaly detection method(IsolationForest) achieves a high AUC at a low anomaly rate, while the AUC decreases sharply as the anomaly rate increases. The performance of our method exceeds IsolationForest when the anomaly rate is greater than 0.25. In the two transfer tasks(MNIST→USPS, USPS→MNIST), MemAE(directly) achieves the AUC of about 30 and 50 respectively. In fact, this indicates that the anomaly detection model trained in the source domain can not achieve an acceptable performance when applied directly to the target domain. Although the AUC on U→M is about 20 higher than the AUC on M→U, it is meaningless. On both tasks, the model can not detect anomalies effectively. MemAE(fine-tune) also achieves a relatively high AUC in the case of a low anomaly rate and a relatively low anomaly rate in the case of a high anomaly rate since high anomaly rate means that the target data will introduce more errors to model training.

The performance of our method also decreases as the anomaly rate increases, however, the downward trend is not large since we reduce the impact of abnormal samples on the model training process by the weighting mechanism.

4.1.1 Visualizing How the Importance Weighted Adversarial Learning Works. Considering that the images in digit datasets contain the patterns easy to identify, we use it to show how the proposed importance weighted adversarial learning works for anomaly detection.

How the importance weighted adversarial learning works.

We first visualize the reconstruction loss distribution of source samples and target samples in different epoch. Figure 2 visualizes the reconstruction loss distribution on the task USPS→MNIST in 0 to 79 epoch. Since importance weighted adversarial learning attempts to align the distributions of normal samples in source and target domain, at the same time, keep the distribution of abnormal samples in target domain unchanged, the network learns sufficiently about how to reconstruct normal samples in source and target domain instead of abnormal samples in target domain. In this way, the reconstruction loss distributions of normal samples and abnormal samples in target domain are pulled apart.

How the importance weighted adversarial learning help to reconstruction. In Figure 3, we visualize the image reconstruction process under the weighted adversarial learning. Since the domain adaptation module makes use of source samples to reconstruct normal samples in target domain, given an abnormal input, the proposed method trained on '0' reconstructs an abnormal image, resulting in significant larger reconstruction error on the abnormal input than MemAE(fine-tune). The MemAE(fine-tune) do not have a weighted importance adversarial learning to help transfer knowledge from source domain. Thus the anomalies in target domain will help MemAE(fine-tune) to learn how to reconstruct anomalies, resulting in the decrease of anomaly detection performance.

4.2 Experiments on Video Anomaly Detection

Anomaly detection on video aims to identify the unusual contents and moving patterns in the video, which is an essential task in video surveillance. In this paper, the propose method wants to make use of the knowledge learned from the source video to detect unusual events in target video. We conduct experiments on three real-world video anomaly detection datasets, i.e. UCSD-ped1 [35]

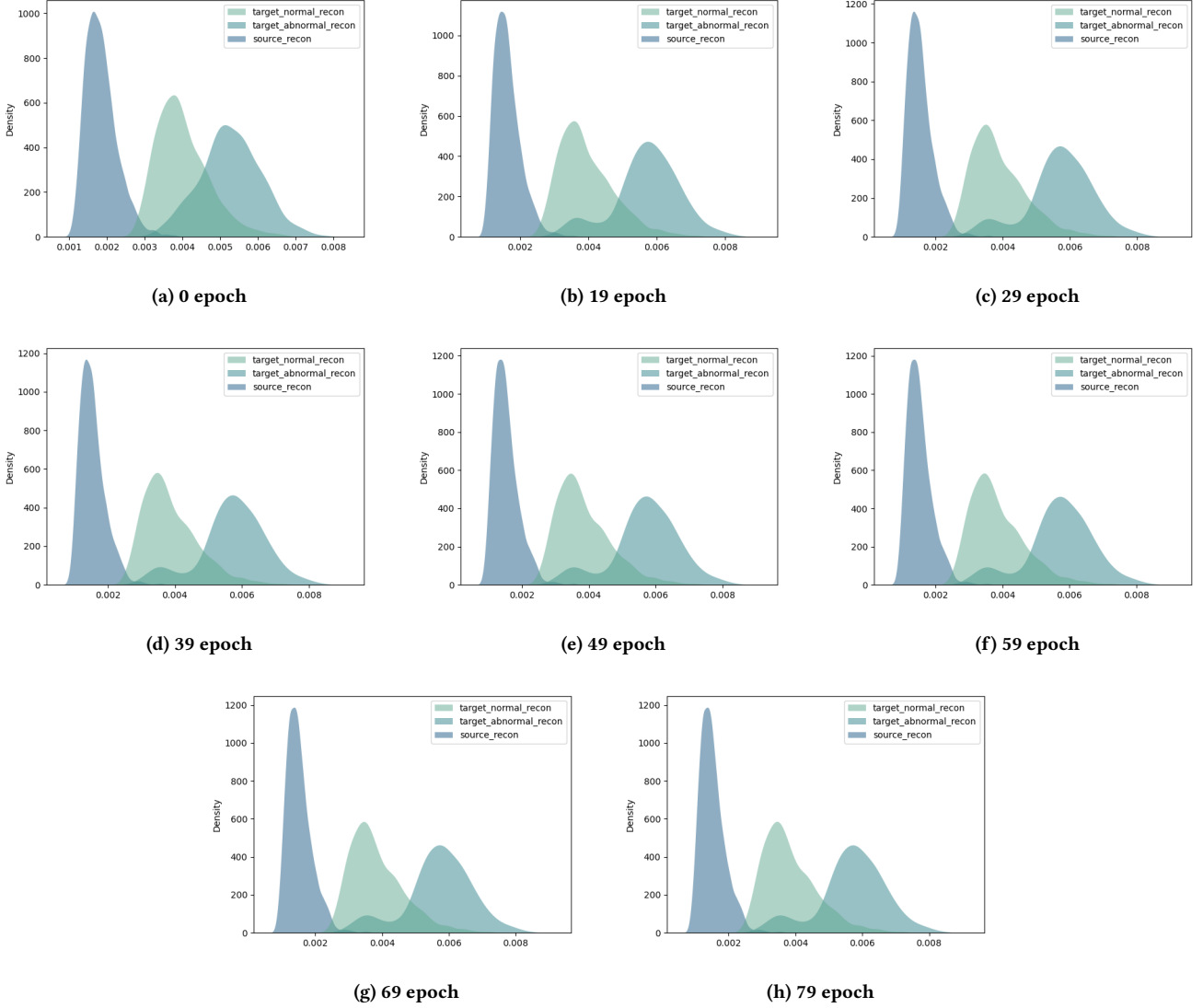


Figure 2: The reconstruction loss distribution of source samples and target samples in different epoch. As training progresses, weighted adversarial learning gradually aligns the distribution of normal samples in source and target domain, at the same time, ensuring that the distribution of target anomalies remains unchanged. The reconstruction loss distribution of normal samples and abnormal samples in target domain is gradually pulled apart.

and UCSD-ped2 [35]. The UCSD anomaly detection dataset was obtained from a camera fixed at a high position in the school, overlooking the sidewalk. The density of people in aisles varies from sparse to very crowded. In the normal setting, the video only contains pedestrians. Abnormal events are caused by the following two conditions: the circulation of non-sidewalk objects on the sidewalk, i.e. truck, bicycle, and unusual pedestrian movement patterns, i.e. the act of walking through the lawn, running. Ped1 contains the scene of people walking towards and away from the camera, including 34 training videos and 36 test videos. Ped 2 contains a scene

where pedestrians move parallel to the camera plane, including 16 training videos and 12 test videos.

Following the setting in [13], to preserve the video temporal information, we implement the encoder and decoder using 3D convolutions to extract the spatial-temporal features in video. Accordingly, the input of the encoder is a cuboid constructed by stacking 16 neighbor frames in grayscale. The structures of encoder and decoder are designed as: Conv3(3,(1,2,2),96)-Conv3(3,2,128)-Conv3(3,3,256)-Conv(3,2,256) and Dconv3(3,2,256)-Dconv3(3,2,128)-Dconv3(3,2,96)-Dconv3(3,(1,2,2),1), where Conv3 and Dconv3 denote 3D convolution and deconvolution, respectively. A BN and a

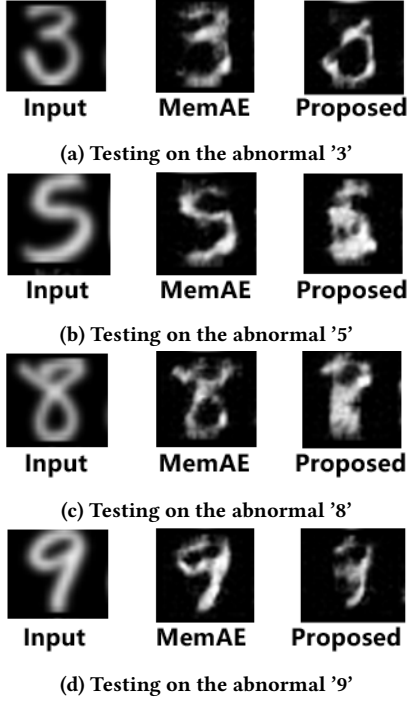


Figure 3: Visualization of the reconstruction results of MemAE(fine-tune) and our method on USPS. (a) The input is an image of '3'. (b) The input is an image of '5' (c) The input is an image of '8' (d) The input is an image of '9'


	Method	ped1→ped2	ped2→ped1
Un.	Ionescu et al. [44]	82.2	68.4
	Liu et al. [28]	87.5	69.0
	Del Giorno et al. [10] #1	63.0	50.3
	Del Giorno et al. [10] #2	57.6	59.6
	Sp + iForest [26]	67.5	56.3
	Guansong Pang et al. [36]	83.2	71.7
Tran.	MemAE(directly) [13]	87.3	75.0
	MemAE(fine-tune) [13]	82.0	73.0
	Our method	91.9	96.4
Semi.	MemAE [13]	94.0	-

Table 2: AUC of different methods on video transfer tasks ped1→ped2 and ped2→ped1.

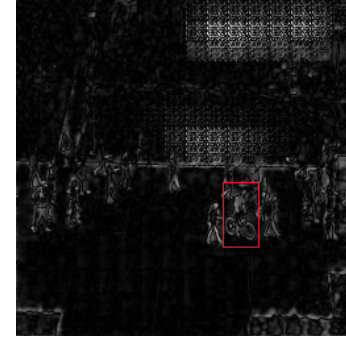
leaky ReLU activation follow each layer (except the last one). Considering the complexity of the video data, we set the input height and width as 256. In the test phase, we obtain the normality score by reconstruction loss. The larger the reconstruction loss, the more likely the frame is to be an abnormal frame. Figure 5 shows that the reconstruction loss obtained by our method immediately increases when some anomalies appear in the video frame, and the increase in reconstruction loss between normal frames and abnormal frames is significantly greater than the method without knowledge transfer.



(a) Original frame



(b) MemAE



(c) Proposed

Figure 4: Reconstruction error of MemAE(fine-tune) and proposed method on an abnormal frame of UCSD-Ped2. Our method can significantly highlight the abnormal parts(in red bounding box) in the scene.

As shown in Table 2, we first examine the performance of our method by comparing to 6 state-of-the-art unsupervised methods. On all of the scenes, our method is consistently the best performer. Sp + iForest [26] uses the pre-trained Resnet50 as a feature extractor, and then cuts the obtained feature space. The algorithm stops when there is only one sample left in the splitted feature space. Sp + iForest uses the depth of the leaf node as the anomaly detector. To have a fair and straightforward comparison with the discriminative framework-based method, following the setting in [36], our method is compared with its two variants: the first variant, namely Del Giorno et al. [10] #1 in Table 2, uses ResNet-50 and PCA to

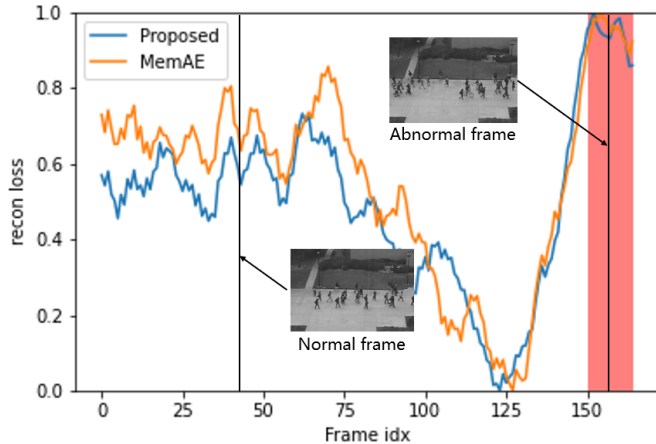


Figure 5: Normalized reconstruction loss of the video frames obtain by our method and MemAE(fine-tune). When the anomalies appear, the reconstruction loss of our method increases larger than MemAE(fine-tune).

extract features as the input to the discriminative framework; and the second variant, namely Del Giorno et al. [10] #2 in Table 2, uses the features extracted from the last dense layer in the model of [36]. Ionescu et al. [44] and Liu et al. [28] are both the unmasking framework, and the unmasking method is improved by a two-sample test method in [28]. As can be seen from Table 2, since the proposed method uses source normal samples to identify abnormal samples in target domain, compared with unsupervised methods, our method has achieved a significant performance improvement. Our method is also compared with other domain adaptation methods: MemAE(directly)(trained in source domain and tested in target domain directly) and MemAE(fine-tune)(trained in source domain and then fine-tuned with target samples). Importance weighted adversarial learning reduces the impact of abnormal samples in target domain in the training process, thus our method achieves the best performance among all domain adaptation methods. Figure 4 visualizes the reconstruction error on one abnormal frame in UCSD-Ped2. The error map of our method significantly highlights the abnormal event (i.e. vehicle and bicycle moving on the sidewalk). However, MemAE(fine-tune) reconstructs the anomaly well and induces some random errors. Semi-supervised method MemAE takes target normal samples as training samples directly, it is reasonable that it can achieve better performance than our method. However, the AUC of our method is only 2% lower than the semi-supervised method, which is sufficient to demonstrate the effectiveness of our method.

Robustness to the adversarial loss weight. We use the transfer task UCSD-Ped1→UCSD-Ped2 to study the robustness of the proposed method to the adversarial loss weight w_{adloss} . We conduct the experiments by using different adversarial loss weight settings and show the AUC value in Figure 6. Within a certain range of values, the proposed method can robustly produce plausible results.

Running time. We empirically study the computing complexity of the proposed method on the video dataset UCSD-Ped2 with

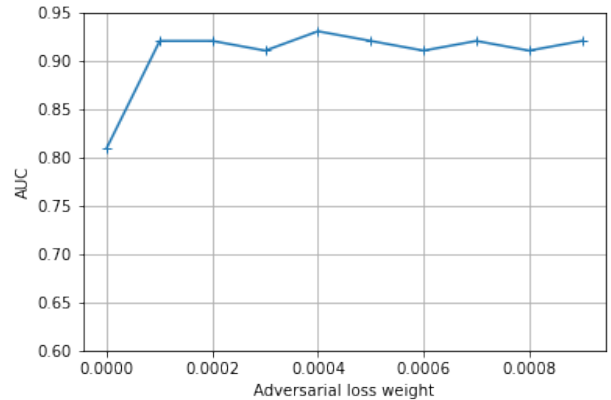


Figure 6: Robustness to the setting of adversarial loss weight w_{adloss} . AUC values of our method with different w_{adloss} on transfer task Ped1→Ped2 are shown.

an NVIDIA Tesla P100 16G graphics card. The proposed method averagely takes 0.0613 seconds for video anomaly detection of one frame, which is a little slower than previous state-of-the-art deep learning based methods such as [27] using 0.04s, [33] using 0.02s and [44] using 0.05s. Moreover, comparing to our baseline MemAE model that takes 0.0262s for each frame, our importance weighted adversarial learning module induces a little additional computation due to the domain classifier and the weight module.

5 CONCLUSION

This paper extends the adversarial nets-based domain adaptation to a new transfer anomaly detection scenario where the source domain only has normal data and the target domain has unlabeled normal/abnormal data. A weighting scheme based on reconstruction loss is proposed to effectively reduce the shift between source normal instances and target normal instances, and then detect the anomalous instances. The experimental results show that the proposed method outperforms previous unsupervised anomaly detection methods to a large degree and is comparable to the semi-supervised methods. For the future, we will further exploit the method to with focus on higher accuracy of identifying anomalies.

6 ACKNOWLEDGEMENT

We hereby give special thanks to Alibaba Group for their contribution to this paper.

REFERENCES

- [1] Samet Akcay, Amir Atapour-Abarghouei, and Toby P Breckon. 2018. Ganomaly: Semi-supervised anomaly detection via adversarial training. In *Asian conference on computer vision*. Springer, 622–637.
- [2] Samir Al-Stouhi and Chandan K Reddy. 2016. Transfer learning for class imbalance problems with inadequate data. *Knowledge and information systems* 48, 1 (2016), 201–228.
- [3] Jerone Andrews, Thomas Tanay, Edward J Morton, and Lewis D Griffin. 2016. Transfer representation-learning for anomaly detection. JMLR.
- [4] Markus M Breunig, Hans-Peter Kriegel, Raymond T Ng, and Jörg Sander. 2000. LOF: identifying density-based local outliers. In *Proceedings of the 2000 ACM SIGMOD international conference on Management of data*. 93–104.
- [5] Raghavendra Chalapathy and Sanjay Chawla. 2019. Deep learning for anomaly detection: A survey. *arXiv preprint arXiv:1901.03407* (2019).
- [6] Raghavendra Chalapathy, Aditya Krishna Menon, and Sanjay Chawla. 2018. Anomaly detection using one-class neural networks. *arXiv preprint arXiv:1802.06360* (2018).
- [7] Varun Chandola, Arindam Banerjee, and Vipin Kumar. 2009. Anomaly detection: A survey. *ACM computing surveys (CSUR)* 41, 3 (2009), 1–58.
- [8] Nitesh V Chawla. 2009. Data mining for imbalanced datasets: An overview. *Data mining and knowledge discovery handbook* (2009), 875–886.
- [9] Nitesh V Chawla, Kevin W Bowyer, Lawrence O Hall, and W Philip Kegelmeyer. 2002. SMOTE: synthetic minority over-sampling technique. *Journal of artificial intelligence research* 16 (2002), 321–357.
- [10] Allison Del Giorno, J Andrew Bagnell, and Martial Hebert. 2016. A discriminative framework for anomaly detection in large videos. In *European Conference on Computer Vision*. Springer, 334–349.
- [11] Paul Dokas, Levent Ertoz, Vipin Kumar, Aleksandar Lazarevic, Jaideep Srivastava, and Pang-Ning Tan. 2002. Data mining for network intrusion detection. In *Proc. NSF Workshop on Next Generation Data Mining*. 21–30.
- [12] Liang Ge, Jing Gao, Hung Ngo, Kang Li, and Aidong Zhang. 2014. On handling negative transfer and imbalanced distributions in multiple source transfer learning. *Statistical Analysis and Data Mining: The ASA Data Science Journal* 7, 4 (2014), 254–271.
- [13] Dong Gong, Lingqiao Liu, Vuong Le, Budhaditya Saha, Moussa Reda Mansour, Svetha Venkatesh, and Anton van den Hengel. 2019. Memorizing normality to detect anomaly: Memory-augmented deep autoencoder for unsupervised anomaly detection. In *Proceedings of the IEEE/CVF International Conference on Computer Vision*. 1705–1714.
- [14] Ian J Goodfellow, Jean Pouget-Abadie, Mehdi Mirza, Bing Xu, David Warde-Farley, Sherjil Ozair, Aaron Courville, and Yoshua Bengio. 2014. Generative adversarial networks. *arXiv preprint arXiv:1406.2661* (2014).
- [15] Guo Haixiang, Li Yijing, Jennifer Shang, Gu Mingyun, Huang Yuanyue, and Gong Bing. 2017. Learning from class-imbalanced data: Review of methods and applications. *Expert Systems with Applications* 73 (2017), 220–239.
- [16] Alan Herschtal and Bhavani Raskutti. 2004. Optimising area under the ROC curve using gradient descent. In *Proceedings of the twenty-first international conference on Machine learning*. 49.
- [17] Tsuyoshi Idé, Dzong T Phan, and Jayant Kalagnanam. 2017. Multi-task multi-modal models for collective anomaly detection. In *2017 IEEE International Conference on Data Mining (ICDM)*. IEEE, 177–186.
- [18] Sergey Ioffe and Christian Szegedy. 2015. Batch normalization: Accelerating deep network training by reducing internal covariate shift. In *International conference on machine learning*. PMLR, 448–456.
- [19] Fabian Keller, Emmanuel Muller, and Klemens Bohm. 2012. HiCS: High contrast subspaces for density-based outlier ranking. In *2012 IEEE 28th international conference on data engineering*. IEEE, 1037–1048.
- [20] Diederik P Kingma and Jimmy Ba. 2014. Adam: A method for stochastic optimization. *arXiv preprint arXiv:1412.6980* (2014).
- [21] Yufeng Kou, Chang-Tien Lu, Sirirat Sirwongwattana, and Yo-Ping Huang. 2004. Survey of fraud detection techniques. In *IEEE International Conference on Networking, Sensing and Control, 2004*, Vol. 2. IEEE, 749–754.
- [22] Atsutoshi Kumagai, Tomoharu Iwata, and Yasuhiro Fujiwara. 2019. Transfer anomaly detection by inferring latent domain representations. *Advances in neural information processing systems* 32 (2019), 2471–2481.
- [23] Atsutoshi Kumagai, Tomoharu Iwata, and Yasuhiro Fujiwara. 2019. Transfer anomaly detection by inferring latent domain representations. *Advances in neural information processing systems* 32 (2019), 2471–2481.
- [24] Yann LeCun. 1998. The mnist database of handwritten digits. <http://yann.lecun.com/exdb/mnist/> (1998).
- [25] Fei Tony Liu, Kai Ming Ting, and Zhi-Hua Zhou. 2008. Isolation forest. In *2008 eighth IEEE international conference on data mining*. IEEE, 413–422.
- [26] Fei Tony Liu, Kai Ming Ting, and Zhi-Hua Zhou. 2012. Isolation-based anomaly detection. *ACM Transactions on Knowledge Discovery from Data (TKDD)* 6, 1 (2012), 1–39.
- [27] Wen Liu, Weixin Luo, Dongze Lian, and Shenghua Gao. 2018. Future frame prediction for anomaly detection—a new baseline. In *Proceedings of the IEEE Conference on Computer Vision and Pattern Recognition*. 6536–6545.
- [28] Yusha Liu, Chun-Liang Li, and Barnabás Póczos. 2018. Classifier Two Sample Test for Video Anomaly Detections. In *BMVC*. 71.
- [29] Mingsheng Long, Yue Cao, Jianmin Wang, and Michael Jordan. 2015. Learning transferable features with deep adaptation networks. In *International conference on machine learning*. PMLR, 97–105.
- [30] Mingsheng Long, ZHANGJIE CAO, Jianmin Wang, and Michael I Jordan. 2018. Conditional Adversarial Domain Adaptation. In *Advances in Neural Information Processing Systems*, S. Bengio, H. Wallach, H. Larochelle, K. Grauman, N. Cesa-Bianchi, and R. Garnett (Eds.), Vol. 31. Curran Associates, Inc. <https://proceedings.neurips.cc/paper/2018/file/ab88b15733f543179858600245108dd8-Paper.pdf>
- [31] Mingsheng Long, Han Zhu, Jianmin Wang, and Michael I. Jordan. 2016. Unsupervised Domain Adaptation with Residual Transfer Networks. In *Proceedings of the 30th International Conference on Neural Information Processing Systems (Barcelona, Spain) (NIPS’16)*. Curran Associates Inc., Red Hook, NY, USA, 136–144.
- [32] Mingsheng Long, Han Zhu, Jianmin Wang, and Michael I Jordan. 2017. Deep transfer learning with joint adaptation networks. In *International conference on machine learning*. PMLR, 2208–2217.
- [33] Weixin Luo, Wen Liu, and Shenghua Gao. 2017. A revisit of sparse coding based anomaly detection in stacked rnn framework. In *Proceedings of the IEEE International Conference on Computer Vision*. 341–349.
- [34] Andrew L Maas, Awni Y Hannun, and Andrew Y Ng. 2013. Rectifier nonlinearities improve neural network acoustic models. In *Proc. icml*, Vol. 30. Citeseer, 3.
- [35] Vijay Mahadevan, Weixin Li, Viral Bhalodia, and Nuno Vasconcelos. 2010. Anomaly detection in crowded scenes. In *2010 IEEE Computer Society Conference on Computer Vision and Pattern Recognition*. IEEE, 1975–1981.
- [36] Guansong Pang, Cheng Yan, Chunhua Shen, Anton van den Hengel, and Xiao Bai. 2020. Self-trained deep ordinal regression for End-to-End video anomaly detection. In *Proceedings of the IEEE/CVF Conference on Computer Vision and Pattern Recognition*. 12173–12182.
- [37] Spiros Papadimitriou, Hiroyuki Kitagawa, Phillip B Gibbons, and Christos Faloutsos. 2003. Loci: Fast outlier detection using the local correlation integral. In *Proceedings 19th international conference on data engineering (Cat. No. 03CH37405)*. IEEE, 315–326.
- [38] Hyunjong Park, Jongyoun Noh, and Bumsul Ham. 2020. Learning memory-guided normality for anomaly detection. In *Proceedings of the IEEE/CVF Conference on Computer Vision and Pattern Recognition*. 14372–14381.
- [39] Adam Paszke, Sam Gross, Soumith Chintala, Gregory Chanan, Edward Yang, Zachary DeVito, Zeming Lin, Alban Desmaison, Luca Antiga, and Adam Lerer. 2017. Automatic differentiation in pytorch. (2017).
- [40] Zhongyi Pei, Zhangjie Cao, Mingsheng Long, and Jianmin Wang. 2018. Multi-adversarial domain adaptation. In *Proceedings of the AAAI Conference on Artificial Intelligence*, Vol. 32.
- [41] Sridhar Ramaswamy, Rajeev Rastogi, and Kyuseok Shim. 2000. Efficient algorithms for mining outliers from large data sets. In *Proceedings of the 2000 ACM SIGMOD international conference on Management of data*. 427–438.
- [42] Lukas Ruff, Robert Vandermeulen, Nico Goernitz, Lucas Deekce, Shoaib Ahmed Siddiqui, Alexander Binder, Emmanuel Müller, and Marius Kloft. 2018. Deep one-class classification. In *International conference on machine learning*. PMLR, 4393–4402.
- [43] Swami Sankaranarayanan, Yogesh Balaji, Carlos D Castillo, and Rama Chellappa. 2018. Generate to adapt: Aligning domains using generative adversarial networks. In *Proceedings of the IEEE Conference on Computer Vision and Pattern Recognition*. 8503–8512.
- [44] Radu Tudor Ionescu, Sorina Smeureanu, Bogdan Alexe, and Marius Popescu. 2017. Unmasking the abnormal events in video. In *Proceedings of the IEEE International Conference on Computer Vision*. 2895–2903.
- [45] Eric Tzeng, Judy Hoffman, Kate Saenko, and Trevor Darrell. 2017. Adversarial discriminative domain adaptation. In *Proceedings of the IEEE conference on computer vision and pattern recognition*. 7167–7176.
- [46] Verccruyssen Vincent, Meert Wannes, and Davis Jesse. 2020. Transfer learning for anomaly detection through localized and unsupervised instance selection. In *Proceedings of the AAAI Conference on Artificial Intelligence*, Vol. 34. 6054–6061.
- [47] Verccruyssen Vincent, Meert Wannes, and Davis Jesse. 2020. Transfer learning for anomaly detection through localized and unsupervised instance selection. In *Proceedings of the AAAI Conference on Artificial Intelligence*, Vol. 34. 6054–6061.
- [48] Yanshan Xiao, Bo Liu, S Yu Philip, and Zhifeng Hao. 2015. A robust one-class transfer learning method with uncertain data. *Knowledge and Information Systems* 44, 2 (2015), 407–438.
- [49] Shuangfei Zhai, Yu Cheng, Weining Lu, and Zhongfei Zhang. 2016. Deep structured energy based models for anomaly detection. In *International Conference on Machine Learning*. PMLR, 1100–1109.
- [50] Jun-Yan Zhu, Taesung Park, Phillip Isola, and Alexei A Efros. 2017. Unpaired Image-to-Image Translation using Cycle-Consistent Adversarial Networks. In *Computer Vision (ICCV), 2017 IEEE International Conference on*.
- [51] Bo Zong, Qi Song, Martin Renqiang Min, Wei Cheng, Cristian Lumezanu, Daeki Cho, and Haifeng Chen. 2018. Deep autoencoding gaussian mixture model for unsupervised anomaly detection. In *International Conference on Learning*

Representations.