

Interlayer hybridization in graphene quasicrystal and other bilayer graphene systems

Guodong Yu,¹ Yunhua Wang,^{2,3,*} Mikhail I. Katsnelson,³ Hai-Qing Lin,² and Shengjun Yuan^{1,2,3,†}

¹Key Laboratory of Artificial Micro- and Nano-structures of Ministry of Education
and School of Physics and Technology, Wuhan University, Wuhan 430072, China

²Beijing Computational Science Research Center, Beijing, 100193, China

³Institute for Molecules and Materials, Radboud University,
Heijendaalseweg 135, NL-6525 AJ Nijmegen, Netherlands

The incommensurate 30° twisted bilayer graphene (BG) possesses both relativistic Dirac fermions and quasiperiodicity with 12-fold rotational symmetry arising from the interlayer interaction [Ahn et al., *Science* **361**, 782 (2018) and Yao et al., *Proc. Natl. Acad. Sci.* **115**, 6928 (2018)]. Understanding how the interlayer states interact with each other is of vital importance for identifying and subsequently engineering the quasicrystalline order in the layered structures. Herein, via symmetry and group representation theory we unravel the interlayer hybridization selection rules governing the interlayer coupling in both untwisted and twisted BG systems. Compared with the only allowed equivalent hybridization in D_{6h} untwisted BG, D_6 twisted BG permits equivalent and mixed hybridizations, and D_{6d} graphene quasicrystal allows both equivalent and non-equivalent hybridizations. The energy-dependent hybridization strengths in graphene quasicrystal and D_6 twisted BG show two remarkable characteristics: (i) near the Fermi level the weak hybridization owing to the relatively large energy difference between Dirac bands from top and bottom layers, and (ii) in high-energy regions the electron-hole asymmetry of hybridization strength with stronger interlayer coupling for holes, which arises from the non-nearest-neighbor interlayer hoppings and the wavefunction phase difference between paring states. These hybridization-generated band structures and their hybridization strength characteristics are verified by the calculated optical conductivity spectra. Our theoretical study paves a way for revealing the interlayer hybridization in van der Waals layered systems.

Introduction.— Besides the emergent correlated effects[1–15] in slightly twisted bilayer graphene (BG), the recently discovered quasicrystal[16, 17] in 30° incommensurately twisted BG has also attracted considerable interests in both experiment [16–24] and theory[25–33]. Several synthetic methods, including chemical vapor deposition and carbon segregation from the bulk during high temperature annealing, have been used to successfully grow graphene quasicrystal on SiC[16, 18], Pt[17], Cu[22–24] and Cu-Ni alloy[19] substrates. The quasiperiodicity in these samples is experimentally identified by the low-energy electron diffraction[16–19], transmission electron microscopy[16, 23], scanning tunneling microscopy[20] and Raman spectroscopy[17, 22]. The angle-resolved photoemission spectroscopy measurements indicate the multiple Dirac cones together with 12-fold rotational symmetry[16, 17]. In addition, the low-energy Dirac fermions with unique quasicrystalline order are verified by the magnetotransport measurements[20, 22]. Owing to the interlayer scatterings with a constraint of reciprocal lattice vector difference between two layers, i.e., the generalized Umklapp scatterings, replica Dirac cone bands display unbalanced electron distribution features in time- and angle-resolved photoemission spectroscopy measurements (ARPES)[21]. In theoretical aspects, a \mathbf{k} -space tight-binding model is constructed to explore the 12-fold symmetric resonant states and the critical characteristic of wave functions as a hallmark of quasicrystalline order is also verified[26]. The quantum oscillations with spiral Fermi surfaces are predicted

theoretically due to the quasiperiodicity and weak interlayer coupling[29]. Numerical simulations indicate that a fractal feature happens for the sliding force and the low friction appears as a result of the quasicrystalline structure[27]. The vertical pressure and electric field can be utilized to tune the quasicrystalline electronic states[31]. The numerical calculations show that quasicrystalline electronic states can also exist in 30° twisted double BG system[32]. In doped graphene quasicrystal, a combination of high symmetry and Coulomb interaction possibly enables another superconductivity beyond $d+id$ topological superconductivity in doped graphene[34]. All of these peculiar physical properties make graphene quasicrystal quite distinctive from graphene monolayer.

Compared with the conventional quasicrystals where all of the atoms are intrinsically located within a quasiperiodic order[35, 36], graphene quasicrystal is viewed as an extrinsic quasicrystal (i.e., engineered quasicrystals) because its quasiperiodicity arises from the interlayer coupling between two graphene monolayers. Thus, figuring out the origin of quasicrystalline order requires a deep understanding of how the interlayer states interact with each other. However, up to now, there is no theory to describe whether arbitrary two electronic states separately from the two monolayers can be hybridized with each other or not in BG systems. Applying symmetry and point group representation theory we construct the interlayer hybridization selection rules governing which states from two layers are allowed to be hybridized in all BG systems including D_{6h} untwisted BG,

TABLE I. Interlayer hybridization selection rules and classifications in twisted and untwisted BG systems.

θ_t	Point groups	Selection rules	Hybridization classifications		
			Equivalent	Mixed	Non-equivalent
$\theta_t = 30^\circ$	D_{6d}	$U_{A_i, A_j} = \delta_{A_i, A_j} U_{A_i, A_j}$ $U_{E_i, E_j} = \delta_{E_i, E_j} U_{E_i, E_j}$ $U_{B_1, ir'} = \delta_{B_2, ir'} U_{B_1, ir'}$ $U_{B_2, ir'} = \delta_{B_1, ir'} U_{B_2, ir'}$	$A_1 + A_1 \Rightarrow A_1 + B_2$ $A_2 + A_2 \Rightarrow A_2 + B_1$ $E_1 + E_1 \Rightarrow E_1 + E_5$ $E_2 + E_2 \Rightarrow E_2 + E_4$		$B_1 + B_2 \Rightarrow E_3 + E_3$ $B_2 + B_1 \Rightarrow E_3 + E_3$
$0^\circ < \theta_t < 30^\circ$	D_6	$U_{A_i, ir'} =$ $(\delta_{A_1, ir'} + \delta_{A_2, ir'}) U_{A_i, ir'}$ $U_{B_i, ir'} =$ $(\delta_{B_1, ir'} + \delta_{B_2, ir'}) U_{B_i, ir'}$ $U_{E_i, E_j} = \delta_{E_i, E_j} U_{E_i, E_j}$	$E_1 + E_1 \Rightarrow E_1 + E_1$ $E_2 + E_2 \Rightarrow E_2 + E_2$ $A_1 + A_1 \Rightarrow A_{1g} + A_{2u}$ $A_2 + A_2 \Rightarrow A_{2g} + A_{1u}$ $B_1 + B_1 \Rightarrow B_{2g} + B_{1u}$ $B_2 + B_2 \Rightarrow B_{1g} + B_{2u}$ $E_1 + E_1 \Rightarrow E_{1g} + E_{1u}$ $E_2 + E_2 \Rightarrow E_{2g} + E_{2u}$	$A_{1,2} + A_{1,2} \Rightarrow A_{1,2} + A_{2,1}$ $B_{1,2} + B_{1,2} \Rightarrow B_{1,2} + B_{2,1}$	
$\theta_t = 0^\circ$	D_{6h}	$U_{ir, ir'} = \delta_{ir, ir'} U_{ir, ir'}$			

D_6 twisted BG and D_{6d} graphene quasicrystal. Numerical calculations on interlayer hybridization matrix elements from p_z orbital tight-binding (TB) model, Wannier orbital TB model and density functional theory (DFT) verify the interlayer hybridization selection rules. These allowed hybridizations are classified into three categories: (i) the equivalent hybridization requiring the hybridization paring states with the same irreducible representations (irreps) in all BG systems, (ii) the mixed hybridization with mixed hybridization parings inside A_i as well as parings inside B_i with $i = 1, 2$ in D_6 twisted BG, and (iii) the non-equivalent hybridization with a hybridization paring between B_1 and B_2 in graphene quasicrystal. Different from an obvious hybridization strength near the Fermi level in untwisted BG, the interlayer hybridization inside low-energy areas is weak in twisted BG because of a relatively large energy difference between the Dirac bands from top and bottom layers. Inside the high-energy areas, an electron-hole asymmetry of hybridization strength exists as a result of non-nearest-neighbor interlayer hoppings and the wave-function phase difference of hybridization paring states. The obtained optical conductivity spectra with remarkably different absorption features at different chemical potentials manifest the hybridization strength characteristics and hybridization-induced band structures in graphene quasicrystal. Our findings significantly explore how the interlayer states couple with each other in both untwisted and twisted BG systems and shed new light on the extrinsic quasicrystal order in 2D layer materials.

Hybridization selection rule and classification.— For an arbitrary twisted BG consisting of two C_{6v} monolayers with a twist angle θ_t [for instance, the D_{6d} graphene quasicrystal with $\theta_t = 30^\circ$ in Fig. 1(a)], the Hamiltonian includes three terms,

$$H = H_0^b + H_0^t + U, \quad (1)$$

where H_0^b and H_0^t are the Hamiltonians of the bottom and top layers with corresponding layer indexes b and t , respectively, and U is the interlayer coupling. Because of the θ_t -dependent symmetry properties, the twisted BG systems are divided into three categories with corresponding point groups D_{6h} ($\theta_t = 0^\circ$), D_6 ($0^\circ < \theta_t < 30^\circ$) and D_{6d} ($\theta_t = 30^\circ$), as listed in Table I. The Hamiltonians and reflection operations of the bottom and top layers are connected by the rotation operation $R(\theta_t)$ and the mirror reflection σ_h with its mirror plane perpendicular to the z axis. Therefore, we can write the Hamiltonian H_0^t of the top layer as $H_0^t = [\sigma_h R(\theta_t)] H_0^b [\sigma_h R(\theta_t)]^\dagger$ and the reflection operations between the top and bottom layers as

$$\begin{aligned} \sigma_{v,i}^t &= R(\theta_t) \sigma_{v,i}^b [R(\theta_t)]^\dagger, \\ \sigma_{d,i}^t &= R(\theta_t) \sigma_{d,i}^b [R(\theta_t)]^\dagger, \\ \sigma_{d,i}^{b/t} &= R\left(\frac{\pi}{6}\right) \sigma_{v,i}^{b/t} \left[R\left(\frac{\pi}{6}\right)\right]^\dagger, \end{aligned} \quad (2)$$

where $i = 0, 1, 2$, and $\sigma_{v,0}^b = \sigma_x$. The character projection operator of the irrep ir for a point group pg is defined as

$$P_{ir}^{pg} = \frac{l_{ir}}{h} \sum_{R \in pg} \chi_{ir}^*(R) O_R, \quad (3)$$

where l_{ir} and h are the dimension of irrep ir and the order of pg , respectively, and $\chi_{ir}(R)$ is the character of matrix representation O_R of the symmetry operation R for irrep ir . The projection operator can be used to determine which irrep an arbitrary eigenstate in the point group pg belongs to, according to

$$P_{ir}^{pg} |\varphi_{ir'}^{pg}\rangle = \delta_{ir, ir'} |\varphi_{ir'}^{pg}\rangle. \quad (4)$$

Using the projection operator in Eqs. (3) and (4) and performing some algebraic calculations (see Sec. S2 of

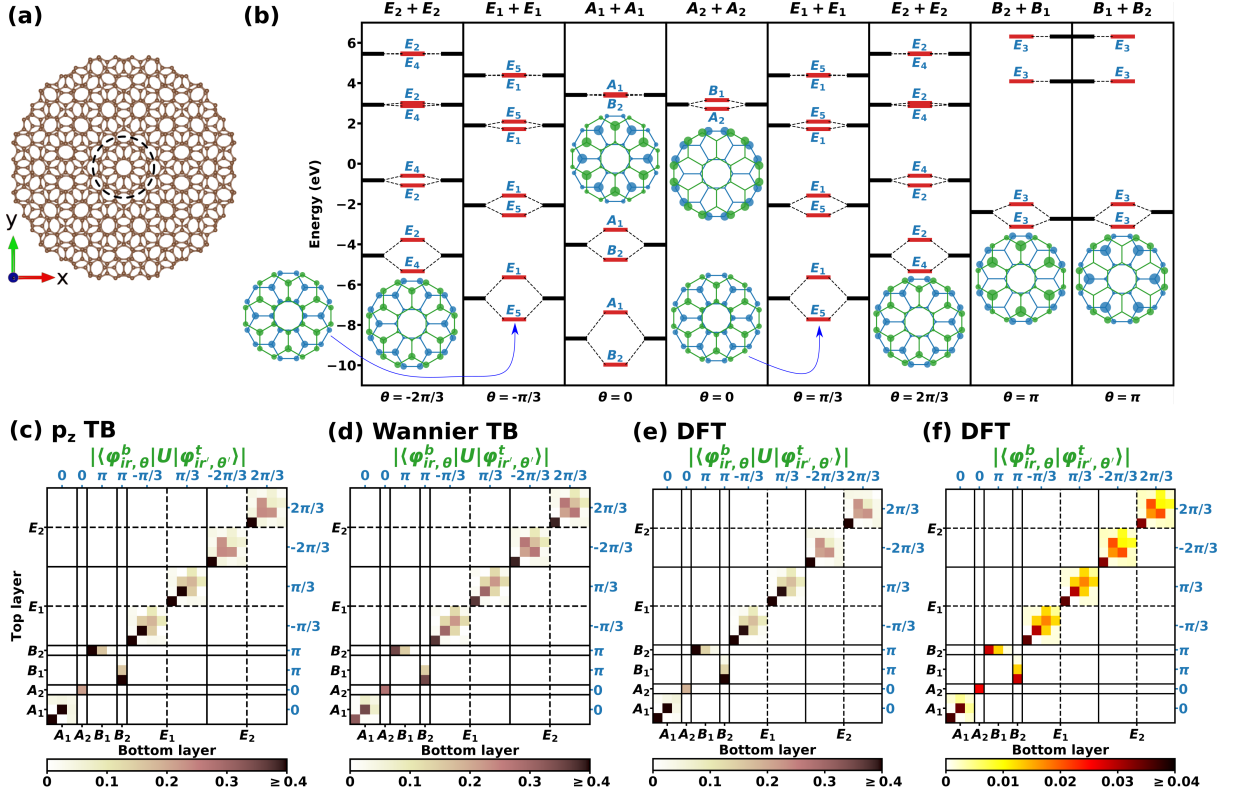


FIG. 1. (a) A top view on the dodecagonal graphene quasicrystal structure. (b) The eigen energy spectra and their irreps for the size-2 structure [inside the dash circle in (a)] under C_6 operation. In each subplot of (b), the energy levels (hybridization paring states) of the bottom and top C_{6v} monolayers are correspondingly denoted by the left and right black lines, the energy levels (bonding and antibonding paring states) of the D_{6d} bilayer are denoted by the middle red lines, and the insets show the real-space electron density (denoted by the circle size) for these eigenstates nearest above the insets themselves or signaled by the blue arrows. Interlayer hybridization matrix elements with their absolute values $|\langle \varphi_{ir,\theta}^b | U | \varphi_{ir',\theta'}^t \rangle|$ in unit of eV under C_6 operation with their eigenvalues $e^{i\theta}$ ($e^{i\theta'}$) and irreps ir (ir') from (c) p_z orbital TB, (d) Wannier orbital TB and (e) DFT. (f) The overlap matrix element with its absolute value $|\langle \varphi_{ir,\theta}^b | \varphi_{ir',\theta'}^t \rangle|$ from DFT.

[37]), we obtain the constraint equations of the hybridization matrix element $U_{ir,ir'}$, i.e., $\langle \varphi_{ir}^b | U | \varphi_{ir'}^t \rangle$, for all three BG systems, where $|\varphi_{ir}^b\rangle$ and $|\varphi_{ir'}^t\rangle$ are the states from the bottom and top layers with irreps ir and ir' , respectively. These constraint equations of $U_{ir,ir'}$ listed in Table I indicate which states from the top and bottom layers with corresponding irreps ir and ir' are allowed to be hybridized with each other, and hence these constraint equations enable a rule of the interlayer hybridization, namely, the *hybridization selection rule*. Applying these hybridization selection rules we can classify these interlayer hybridizations (see Sec. S3 of [37]). As shown in Table I, for the D_{6d} graphene quasicrystal, these states with the irreps A_1, A_2, E_1 and E_2 follow the equivalent hybridization, and these states with irreps B_1 and B_2 obey the non-equivalent hybridization. Compared with the hybridizations in graphene quasicrystal, the D_{6h} BG with $\theta_t = 0^\circ$ only allows the equivalent hybridization for all irreps, and the D_6 twisted BG with $0^\circ < \theta_t < 30^\circ$ permits the equivalent and mixed hybridizations. In graphene monolayer, states with 2D irreps E_i are always degener-

ate and easily separated by the rotation operation C_6 . Thus we use C_6 to classify the eigenstates from the bottom and top layers by virtue of $C_6 |\varphi_{ir,\theta}^b\rangle = e^{i\theta} |\varphi_{ir,\theta}^b\rangle$ and $C_6 |\varphi_{ir',\theta'}^t\rangle = e^{i\theta'} |\varphi_{ir',\theta'}^t\rangle$ with $\theta(\theta') = 0, \pm\pi/3, \pi$ and $\pm 2\pi/3$. In the basis functions of C_6 , we write the hybridization matrix element as

$$\begin{aligned} U_{ir,ir'}^{\theta\theta'} &= \langle \varphi_{ir,\theta}^b | U | \varphi_{ir',\theta'}^t \rangle = \langle \varphi_{ir,\theta}^b | H | \varphi_{ir',\theta'}^t \rangle \\ &= \langle \varphi_{ir,\theta}^b | C_6^\dagger H C_6 | \varphi_{ir',\theta'}^t \rangle = e^{i(\theta' - \theta)} U_{ir,ir'}^{\theta\theta'} \\ &= \delta_{\theta\theta'} U_{ir,ir'}^{\theta\theta'}. \end{aligned} \quad (5)$$

Eq. (5) indicates that the hybridization matrix displays nonzero diagonal elements and zero off-diagonal elements in the basis functions of C_6 . These hybridization selection rules in Table I are a result of symmetry no matter the system size. Therefore, it is effective to identify the interlayer hybridization selection rules by the numerical calculations on the hybridization matrix elements of a finite-size twisted BG structure keeping the same point group symmetry as that of the infinite system. We consider the graphene quasicrystal system with

D_{6d} point group shown in Fig. 1(a) as an example. Figs. 1(c)-1(e) show the hybridization matrix elements with respect to C_6 correspondingly from the p_z orbital TB model, Wannier orbital TB model[38] and density functional theory[39] (see Sec. S4 of [37]), in a graphene quasicrystal quantum dot with size-2, where the size-2 is the number of zigzag chains from geometrical center to any side (see Sec. S1 of [37]). The mapped distributions of these nonzero hybridization matrix elements $U_{ir,ir'}^{\theta\theta'} \neq 0$ from all the three methods manifest the hybridization selection rules of graphene quasicrystal in Table I. The calculations on $U_{ir,ir'}^{\theta\theta'}$ for other size D_{6d} quasicrystal structures and D_{6h} and D_6 BG structures (see Sec. S4 of [37]) also verify the corresponding hybridization selection rules for three point groups in Table I.

We further explore the characteristics of the two hybridization categories in graphene quasicrystal structures. In the basis functions of C_6 , for $ir = A_1, A_2, E_1$ and E_2 , the antibonding (+) and bonding (−) states can be expressed as $|\phi_{\pm}\rangle = \frac{1}{\sqrt{2}}(e^{i\frac{\pi}{2}}|\varphi_{ir}^b\rangle \pm S_{12}|\varphi_{ir}^b\rangle)$, and the irreps of $|\phi_{\pm}\rangle$ follow the equivalent hybridization in Table I (see Sec. S3.1 of [37]). It can be checked that $S_{12}|\phi_{\pm}\rangle = \pm e^{i\frac{\pi}{2}}|\phi_{\pm}\rangle$, which indicates that the states $|\phi_{\pm}\rangle$ are 12-fold symmetric. For the non-equivalent hybridization, both the bonding and antibonding E_3 states are 6-fold symmetric (see Sec. S3.1 of [37]). Fig. 1(b) shows the eigen energy spectra and their irreps in the quasicrystal quantum dot with size-2. These interlayer hybridizations follow the selection rules of graphene quasicrystal in Table I. In addition, the insets in Fig. 1(b) also verify the 12-fold rotational symmetry of states generated by equivalent hybridizations and the 6-fold rotational symmetry of states generated by non-equivalent hybridizations.

Hybridization strength.— Following the interlayer hybridization rules, we can determine which states of the two C_{6v} monolayers can be hybridized with each other. For an arbitrary eigenstate $|\phi\rangle$ of twisted BG with energy ε , we can also decouple $|\phi\rangle$ as $c|\varphi^b\rangle + d|\varphi^t\rangle$, where $|\varphi^b\rangle$ and $|\varphi^t\rangle$ are the components on the bottom and the top layers, $|c|^2 + |d|^2 = 1$, and $\langle\varphi^b|\varphi^b\rangle = \langle\varphi^t|\varphi^t\rangle = 1$. To measure the energy-dependent interlayer coupling, the hybridization strength is defined as

$$\Delta\varepsilon = \begin{cases} \varepsilon - \max(\bar{\varepsilon}_b, \bar{\varepsilon}_t), & \text{if } \varepsilon > \max(\bar{\varepsilon}_b, \bar{\varepsilon}_t), \\ \varepsilon - \min(\bar{\varepsilon}_b, \bar{\varepsilon}_t), & \text{if } \varepsilon < \min(\bar{\varepsilon}_b, \bar{\varepsilon}_t), \end{cases} \quad (6)$$

where $\bar{\varepsilon}_b = \langle\varphi^b|H_0^b|\varphi^b\rangle$ and $\bar{\varepsilon}_t = \langle\varphi^t|H_0^t|\varphi^t\rangle$ are the energy averages of states $|\varphi^b\rangle$ and $|\varphi^t\rangle$. Here, the first and second cases with correspondingly positive and negative values reflect the energy-dependent interlayer couplings contributing to the antibonding and bonding states, respectively. To see how the interlayer hybridizations vary on the energy, we use the p_z orbital TB model to numerically compute the hybridization strength as a function of energy for graphene quasicrystal structures with

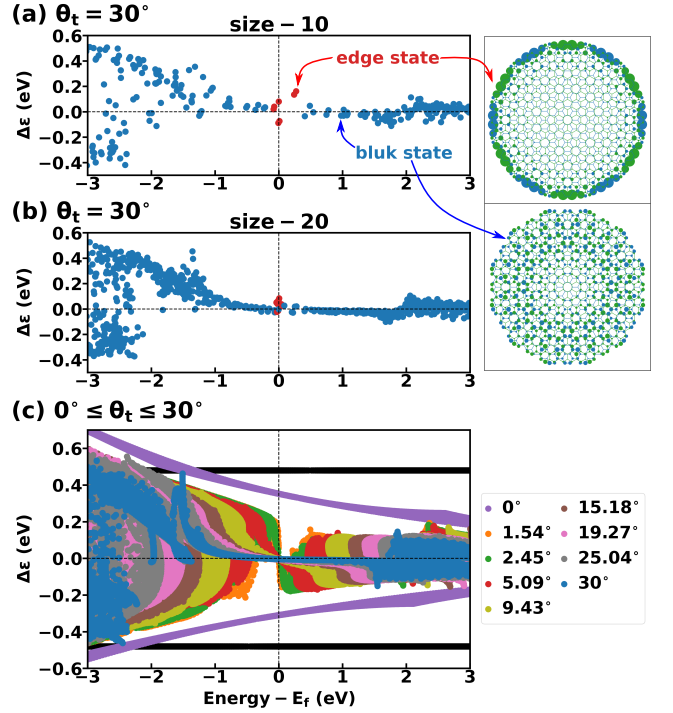


FIG. 2. The hybridization strengths as a function of energy for dodecagonal graphene quasicrystal structures with size-10 in (a) and size-20 in (b) and for other infinite-size twisted BG systems with various twist angles in (c), where the size- ∞ quasicrystal is calculated using a periodic 15/26 approximant[30], and the two black lines represent the hybridization strengths of AA-stacking BG only with the nearest-neighbor interlayer hopping. The right two insets show the real-space electron density for the signaled states indicated by arrows in (a).

size-10, size-20 and infinite-size within a periodic 15/26 approximant[30], AA-stacking BG and other twisted BG systems with various twist angles, as shown in Fig. 2. For graphene quasicrystal systems in Figs. 2(a)-2(c), the hybridization strengths inside the low-energy area about from -1.0 eV to 1.5 eV are small, except the edge states denoted by red dots in Figs. 2(a) and 2(b) with localized electron density at the edge compared with that of bulk states inside quasicrystal quantum dot structures, as demonstrated in the right insets. It means that the interlayer coupling inside the low-energy area is weak such that graphene quasicrystal has a similar low-energy dispersion as that of a decoupled graphene bilayer[16, 17, 23, 40, 41]. The hybridization strengths are also weak near the Fermi level in other D_6 twisted BG systems in Fig. 2(c) except a relatively large strength in D_{6h} AA-stacking BG. Such weak and strong hybridization strengths near the Fermi level respectively in twisted and untwisted systems can be correspondingly well understood by Dirac bands together with the second-order non-degenerate perturbation theory and the first-order degenerate perturbation theory (see Sec. S5.2 of [37]). Inside high-energy areas, the hybridization strengths in

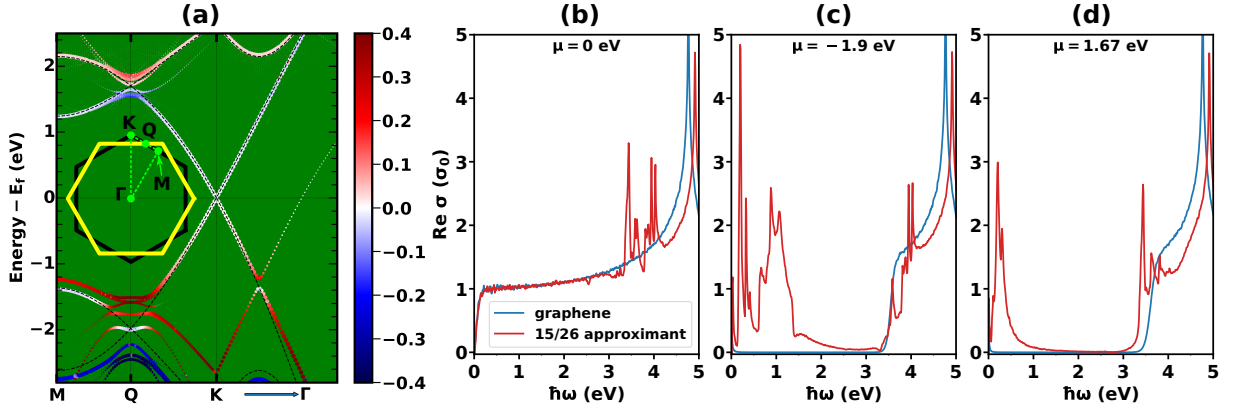


FIG. 3. (a) The calculated unfolded band structures for dodecagonal graphene quasicrystal within a periodic 15/26 approximant, where the color map denotes the interlayer hybridization strength $\Delta\epsilon$, and black dashed lines stand for the band structures of the bottom and top graphene monolayers. The real part of optical conductivity as a function of photon energy $\hbar\omega$ at $\mu = 0$ eV in (b), $\mu = -1.9$ eV in (c), and $\mu = 1.67$ eV in (d), where the red and blue lines are for quasicrystal and graphene monolayer, respectively.

the negative energy region are larger than those inside the positive energy region for all BG systems. Such an electron-hole asymmetrical hybridization arises from the non-nearest-neighbor interlayer hoppings and the phase differences of hybridization pairing states (see Sec. S5.3 of [37]). Taking AA-stacking BG as an example in Fig. 2(c), the hybridization strengths (denoted by the two black lines) are independent on energy if only the nearest-neighbor interlayer hopping is included. However, the electron-hole asymmetrical hybridization (denoted by the two purple lines) occurs because the non-nearest-neighbor interlayer hoppings should be taken into account in real systems. From negative to positive energy the phase difference of hybridization pairing wave functions varies gradually in a trend from 0 (parallel) to π (anti-parallel), which enables a stronger interlayer coupling of the valence band than that of the conduction band (see Sec. S5.3 of [37]). In addition, we further reveal that how the additional interlayer potential difference induced by a vertical electric field enhances the hybridization strengths near the Fermi level (see Sec. S5.4 of [37]) and how the electric field selects the hybridization in \mathbf{k} space for the resonant quasicrystalline states in graphene quasicrystalline (see Sec. S6 of [37]).

Proposals identifying hybridization-generated band structures and hybridization strengths experimentally.— Fig. 3(a) shows the unfolded energy band structures of graphene quasicrystal with a supercell of the periodic 15/26 approximant along the same \mathbf{k} path of the primitive unit cell of graphene. The hybridization-induced band structures of graphene quasicrystal are represented by the dot lines with the size of dot as the value of spectral weight (i.e., $p_{n'\mathbf{k}} = \sum_{n,s} |\langle \phi_{n\mathbf{k}}^s | \varphi_{n'\mathbf{k}} \rangle|^2$ [32]) determining the unfolded band structures, where $\varphi_{n'\mathbf{k}}$ is the eigenstate of the quasicrystal with the band index n' and wave vector \mathbf{k} , and $\phi_{n\mathbf{k}}^s$ is the eigenstate of graphene

with the band index n and the layer index s . The color of the dot line represents the interlayer hybridization strength $\Delta\epsilon$ in Eq. (6). We see again the two hybridization characteristics in graphene quasicrystal: (i) the weak hybridization strength inside low-energy area and (ii) the electron-hole asymmetrical hybridization inside high-energy areas. Optical conductivity with its real part corresponding to the optical absorption manifests the interband transitions as a result of optical selection rule [42], and hence is employed to determine the allowed transitions of energy states with their symmetry properties. From the Kubo-Greenwood formula [42], Figs. 3(b)-3(d) show the calculated real part of optical conductivity as a function of photon energy $\hbar\omega$ at $\mu = 0$ eV, -1.9 eV, and 1.67 eV, respectively, where the chemical potential μ can be tuned by a gate voltage. In Fig. 3(b) at $\mu = 0$ eV, the optical conductivity of quasicrystal is almost the same as the that of graphene for about $\hbar\omega < 2.5$ eV, which indicates the weak hybridization inside the low-energy area. In Figs. 3(c) and 3(d) with $\mu = -1.9$ eV and 1.67 eV, respectively, the optical conductivity spectra show remarkably different energy positions of absorption peaks, which arise from the interband transitions between these hybridization-generated states in negative and positive high-energy areas, respectively (see Sec. S7 of [37]). Thus, the electron-hole asymmetrical hybridization can be characterized by optical conductivity spectrum experimentally. On the other hand, these hybridization-generated band structures with their hybridization strengths in graphene quasicrystal can also be measured by ARPES [16, 17].

Conclusion.— By means of the symmetry and point group representation theory, we build the hybridization rules determining which states from two layers are allowed to be hybridized with each other in both untwisted and twisted BG systems. We also perform an hybridiza-

tion classification according to the hybridization selection rules. The D_{6h} untwisted BG only allows equivalent hybridization; the D_6 twisted BG allows equivalent and mixed hybridizations; and the D_{6d} graphene quasicrystalline permits equivalent and non-equivalent hybridizations. These hybridization rules and classifications are identified by the numerical results on interlayer hybridization matrix elements. The energy-dependent hybridization strengths are mapped in graphene quasicrystalline and other BG systems. Except an obvious interlayer coupling in untwisted BG, the hybridization strength near the Fermi level is weak in twisted BG systems. The non-nearest-neighbor interlayer hoppings and the wave-function phase difference between hybridization paring states are responsible for the electron-hole asymmetry of hybridization strength. The calculated optical conductivity spectra in graphene quasicrystalline manifest the hybridization strength characteristics. Our results not only deeply explore how the interlayer states couple with each other in both twisted and untwisted BG systems, but also shed new light on the extrinsic quasicrystals in van der Waals layered structures. At last, in view of the successful experimental synthesis of graphene quasicrystal[16–24] and the state-of-art fabrication technology of graphene-based nanostructures[43–45], we expect that the hybridization selection rules and the electron-hole asymmetrical effect of hybridization strength are verified experimentally by optical absorption spectrum and ARPES.

Acknowledgements.— S.Y. acknowledges the support by the National Science Foundation of China (No. 11774269). H.-Q. L. acknowledges the financial support from NSAF (No. U1930402) and NSFC (No. 11734002). G.Y. and Y.W. acknowledge the support from China Postdoctoral Science Foundation (Grant Nos. 2018M632902 and 2019M660433) and NSFC (No. 11832019). MIK acknowledges the support by the JTC-FLAGERA Project GRANSPORT and the ERC Synergy Grant, project 854843 FASTCORR.

* wangyunhua@csrc.ac.cn

† s.yuan@whu.edu.cn

- [1] Y. Cao, V. Fatemi, S. Fang, K. Watanabe, T. Taniguchi, E. Kaxiras, and P. Jarillo-Herrero, *Nature* **556**, 43 (2018).
- [2] H. C. Po, L. Zou, A. Vishwanath, and T. Senthil, *Phys. Rev. X* **8**, 031089 (2018).
- [3] M. Yankowitz, S. Chen, H. Polshyn, Y. Zhang, K. Watanabe, T. Taniguchi, D. Graf, A. F. Young, and C. R. Dean, *Science* **363**, 1059 (2019).
- [4] C. Xu and L. Balents, *Phys. Rev. Lett.* **121**, 087001 (2018).
- [5] J. M. B. Lopes dos Santos, N. M. R. Peres, and A. H. Castro Neto, *Phys. Rev. Lett.* **99**, 256802 (2007).
- [6] E. Suárez Morell, J. D. Correa, P. Vargas, M. Pacheco, and Z. Barticevic, *Phys. Rev. B* **82**, 121407(R) (2010).
- [7] R. Bistritzer and A. H. MacDonald, *Proceedings of the National Academy of Sciences* **108**, 12233 (2011).
- [8] Y. Cao, V. Fatemi, A. Demir, S. Fang, S. L. Tomarken, J. Y. Luo, J. D. Sanchez-Yamagishi, K. Watanabe, T. Taniguchi, E. Kaxiras, R. C. Ashoori, and P. Jarillo-Herrero, *Nature* **556**, 80 (2018).
- [9] J. Kang and O. Vafek, *Phys. Rev. Lett.* **122**, 246401 (2019).
- [10] B. A. Bernevig, B. Lian, A. Cowsik, F. Xie, N. Regnault, and Z.-D. Song, *Phys. Rev. B* **103**, 205415 (2021).
- [11] B. Padhi, C. Setty, and P. W. Phillips, *Nano Letters* **18**, 6175 (2018).
- [12] F. Wu, A. H. MacDonald, and I. Martin, *Phys. Rev. Lett.* **121**, 257001 (2018).
- [13] F. Wu and S. Das Sarma, *Phys. Rev. B* **99**, 220507(R) (2019).
- [14] E. Codecido, Q. Wang, R. Koester, S. Che, H. Tian, R. Lv, S. Tran, K. Watanabe, T. Taniguchi, F. Zhang, M. Bockrath, and C. N. Lau, *Science Advances* **5**, 10.1126/sciadv.aaw9770 (2019).
- [15] J. Liu and X. Dai, *Phys. Rev. B* **103**, 035427 (2021).
- [16] S. J. Ahn, P. Moon, T.-H. Kim, H.-W. Kim, H.-C. Shin, E. H. Kim, H. W. Cha, S.-J. Kahng, P. Kim, M. Koshino, Y.-W. Son, C.-W. Yang, and J. R. Ahn, *Science* **361**, 782 (2018).
- [17] W. Yao, E. Wang, C. Bao, Y. Zhang, K. Zhang, K. Bao, C. K. Chan, C. Chen, J. Avila, M. C. Asensio, J. Zhu, and S. Zhou, *Proceedings of the National Academy of Sciences* **115**, 6928 (2018).
- [18] F. C. Bocquet, Y.-R. Lin, M. Franke, N. Samiseresht, S. Parhizkar, S. Soubatch, T.-L. Lee, C. Kumpf, and F. S. Tautz, *Phys. Rev. Lett.* **125**, 106102 (2020).
- [19] Y. Takesaki, K. Kawahara, H. Hibino, S. Okada, M. Tsuji, and H. Ago, *Chemistry of Materials* **28**, 4583 (2016).
- [20] C. Yan, D.-L. Ma, J.-B. Qiao, H.-Y. Zhong, L. Yang, S.-Y. Li, Z.-Q. Fu, Y. Zhang, and L. He, *2D Materials* **6**, 045041 (2019).
- [21] T. Suzuki, T. Iimori, S. J. Ahn, Y. Zhao, M. Watanabe, J. Xu, M. Fujisawa, T. Kanai, N. Ishii, J. Itatani, K. Suwa, H. Fukidome, S. Tanaka, J. R. Ahn, K. Okazaki, S. Shin, F. Komori, and I. Matsuda, *ACS Nano* **13**, 11981 (2019).
- [22] S. Pezzini, V. Mišekis, G. Piccinini, S. Forti, S. Pace, R. Engelke, F. Rossella, K. Watanabe, T. Taniguchi, P. Kim, and C. Coletti, *Nano Letters* **20**, 3313 (2020).
- [23] B. Deng, B. Wang, N. Li, R. Li, Y. Wang, J. Tang, Q. Fu, Z. Tian, P. Gao, J. Xue, and H. Peng, *ACS Nano* **14**, 1656 (2020).
- [24] J. Liu, Z. Wang, D. Ling, D. Wei, W. Lv, X. Kang, F. Qi, S. Ding, X. Hao, P. Li, and Y. Chen, *2D Materials* **8**, 021002 (2021).
- [25] M. J. Park, H. S. Kim, and S. B. Lee, *Phys. Rev. B* **99**, 245401 (2019).
- [26] P. Moon, M. Koshino, and Y.-W. Son, *Phys. Rev. B* **99**, 165430 (2019).
- [27] E. Koren and U. Duerig, *Phys. Rev. B* **93**, 201404(R) (2016).
- [28] J. A. Crosse and P. Moon, *Phys. Rev. B* **103**, 045408 (2021).
- [29] S. Spurrier and N. R. Cooper, *Phys. Rev. B* **100**, 081405(R) (2019).
- [30] G. Yu, Z. Wu, Z. Zhan, M. I. Katsnelson, and S. Yuan,

- [npj Computational Materials](#) **5**, 122 (2019).
- [31] G. Yu, M. I. Katsnelson, and S. Yuan, *Phys. Rev. B* **102**, 045113 (2020).
 - [32] G. Yu, Z. Wu, Z. Zhan, M. I. Katsnelson, and S. Yuan, *Phys. Rev. B* **102**, 115123 (2020).
 - [33] Z. Li and Z. F. Wang, *Chinese Physics B* **29**, 107101 (2020).
 - [34] Y.-B. Liu, Y. Zhang, W.-Q. Chen, and F. Yang, [arXiv:2106.08542](#) (2021).
 - [35] D. Shechtman, I. Blech, D. Gratias, and J. W. Cahn, *Phys. Rev. Lett.* **53**, 1951 (1984).
 - [36] D. Levine and P. J. Steinhardt, *Phys. Rev. Lett.* **53**, 2477 (1984).
 - [37] See Supplemental Material for: S1. Structures, S2. Derivation of interlayer hybridization selection rules, S3. Determination of irreps for bonding and antibonding states, S4. Numerical methods, S5. Energy dependence of hybridization strength, S6. Symmetry and electric-field effects on resonant quasicrystalline states, S7. Interband transitions in graphene quasicrystal.
 - [38] S. Fang and E. Kaxiras, *Phys. Rev. B* **93**, 235153 (2016).
 - [39] J. M. Soler, E. Artacho, J. D. Gale, A. García, J. Junquera, P. Ordejón, and D. Sánchez-Portal, *J. Phys.: Condens. Matter* **14**, 2745 (2002).
 - [40] J. Hass, F. Varchon, J. E. Millán-Otoya, M. Sprinkle, N. Sharma, W. A. de Heer, C. Berger, P. N. First, L. Magaud, and E. H. Conrad, *Phys. Rev. Lett.* **100**, 125504 (2008).
 - [41] M. Sprinkle, D. Siegel, Y. Hu, J. Hicks, A. Tejeda, A. Taleb-Ibrahimi, P. Le Fèvre, F. Bertran, S. Vizzini, H. Enriquez, S. Chiang, P. Soukiassian, C. Berger, W. A. de Heer, A. Lanzara, and E. H. Conrad, *Phys. Rev. Lett.* **103**, 226803 (2009).
 - [42] Y. Wang, G. Yu, M. Rösner, M. I. Katsnelson, H.-Q. Lin, and S. Yuan, [arXiv:2110.01323](#) (2021).
 - [43] K. A. Ritter and J. W. Lyding, *Nature Materials* **8**, 235 (2009).
 - [44] P. Ruffieux, S. Wang, B. Yang, C. Sánchez-Sánchez, J. Liu, T. Dienel, L. Talirz, P. Shinde, C. A. Pignedoli, D. Passerone, T. Dumsloff, X. Feng, K. Müllen, and R. Fasel, *Nature* **531**, 489 (2016).
 - [45] G. D. Nguyen, H.-Z. Tsai, A. A. Omrani, T. Marangoni, M. Wu, D. J. Rizzo, G. F. Rodgers, R. R. Cloke, R. A. Durr, Y. Sakai, F. Liou, A. S. Aikawa, J. R. Chelikowsky, S. G. Louie, F. R. Fischer, and M. F. Crommie, *Nature Nanotechnology* **12**, 1077 (2017).

Supplementary Material for “Interlayer hybridization in graphene quasicrystal and other bilayer graphene systems”

Guodong Yu,¹ Yunhua Wang,^{2,3,*} Mikhail I. Katsnelson,³ Hai-Qing Lin,² and Shengjun Yuan^{1,2,3,†}

¹Key Laboratory of Artificial Micro- and Nano-structures of Ministry of Education
and School of Physics and Technology, Wuhan University, Wuhan 430072, China

²Beijing Computational Science Research Center, Beijing, 100193, China

³Institute for Molecules and Materials, Radboud University,
Heijendaalseweg 135, NL-6525 AJ Nijmegen, Netherlands

CONTENTS

S1. Structures	S1
S2. Derivation of interlayer hybridization selection rules	S3
S2.1. Hybridization selection rules in D_{6d} graphene quasicrystals	S3
S2.2. Hybridization selection rules in D_6 twisted BG with $0^\circ < \theta_t < 30^\circ$	S4
S2.3. Hybridization selection rules in D_{6h} untwisted BG	S5
S3. Determination of irreps for bonding and antibonding states	S6
S3.1. Irreps of bonding and antibonding states in D_{6d} graphene quasicrystal	S6
S3.2. Irreps of bonding and antibonding states in D_6 twisted BG with $0^\circ < \theta_t < 30^\circ$	S8
S3.3. Irreps of bonding and antibonding states in D_{6h} untwisted BG	S10
S4. Numerical methods	S14
S4.1. p_z orbital TB model	S14
S4.2. Wannier orbital TB model	S14
S4.3. Density functional theory	S16
S5. Energy dependence of hybridization strength	S18
S5.1. Hamiltonian in momentum space	S18
S5.2. Hybridization strength near the Fermi level	S19
S5.3. Electron-hole asymmetrical hybridization strength inside high energy area	S21
S5.3.1. A toy model of two six-carbon rings as a starting point	S21
S5.3.2. Generalized formula for hybridization strength in an arbitrary BG system	S24
S5.4. Electric field effects on hybridization strength	S25
S6. Symmetry and electric-field effects on resonant quasicrystalline states	S26
S6.1. Hamiltonian for resonant quasicrystalline states	S26
S6.2. Electric-field effects on the resonant quasicrystalline states	S28
S7. Interband transitions in graphene quasicrystal	S29
References	S29

S1. STRUCTURES

Fig. S1 shows the structure and symmetry operations of graphene quasicrystal (30° twisted BG) and its quantum dot. The lattice vectors for bottom and top graphene monolayers are $\mathbf{a}_1^b = \frac{\sqrt{3}a}{2}\mathbf{i} - \frac{a}{2}\mathbf{j}$, $\mathbf{a}_2^b = \frac{\sqrt{3}a}{2}\mathbf{i} + \frac{a}{2}\mathbf{j}$ and $\mathbf{a}_1^t = a\mathbf{i} + 0\mathbf{j}$, $\mathbf{a}_2^t = \frac{a}{2}\mathbf{i} + \frac{\sqrt{3}a}{2}\mathbf{j}$, respectively, where $a = 2.46$ Å is the lattice constant of graphene, and $h = 3.35$ Å is the interlayer distance. The relative positions of the sublattices in a unit cell for bottom and top graphene monolayers are $\boldsymbol{\tau}_A^b = \frac{1}{3}\mathbf{a}_1^b + \frac{1}{3}\mathbf{a}_2^b$, $\boldsymbol{\tau}_B^b = \frac{2}{3}\mathbf{a}_1^b + \frac{2}{3}\mathbf{a}_2^b$ and $\boldsymbol{\tau}_A^t = \frac{1}{3}\mathbf{a}_1^t + \frac{1}{3}\mathbf{a}_2^t$, $\boldsymbol{\tau}_B^t = \frac{2}{3}\mathbf{a}_1^t + \frac{2}{3}\mathbf{a}_2^t$, respectively. The rotation center is located at the hexagon center of both two layers. The graphene quasicrystal has D_{6d} symmetry, and the graphene

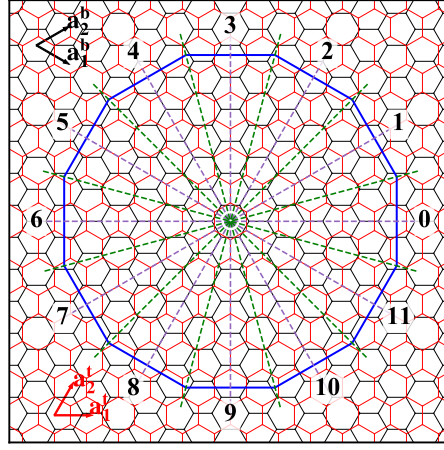


FIG. S1. The lattice structure and symmetry of a dodecagonal graphene quasicrystal quantum dot with 12 sides labelled by blue color and 12 numbers. Because the 12 edges with even and odd numbers are respectively along the zigzag edges of the black bottom and red top monolayers, the size of the dodecagonal quantum dot can be measured by the number of zigzag chains from origin to any one side. Here, the size of the dodecagonal quantum dot with blue edges is 6, namely size-6. In general, if the number of zigzag chains from center to the 12 edges is n , the size of the quantum dot is labelled by size- n . The six σ_d reflection planes and six 2-fold rotational axes are represented respectively by the dashed purple and dashed green lines. For each C_{6v} monolayer, the vertical planes containing the lines (0-6, 2-8, 4-10) and lines (1-7, 3-9, 5-11) are the reflection planes of three σ_v and three σ_d operations, respectively. The dodecagonal graphene quasicrystal quantum dot with size- n remains D_{6d} symmetry, and both of the bottom and top graphene quantum dots remain C_{6v} symmetry.

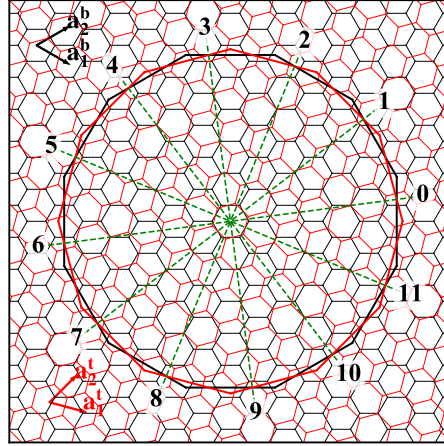


FIG. S2. The lattice structure and symmetry of a D_6 twisted BG quantum dot with $\theta_t = 15^\circ$. The edges of size-6 quantum dot structure consist of the bottom black dodecagon and the top red dodecagon. Lines (0-6, 2-8, 4-10) and lines (1-7, 3-9, 5-11) stand for the 2-fold axes of three C'_2 and three C''_2 rotations, respectively.

monolayers have C_{6v} symmetry. The graphene quasicrystal quantum dot is customized with the same D_{6d} symmetry. The character tables of C_{6v} and D_{6d} are listed in Tables S1 and S2, respectively.

A twisted BG with $0^\circ < \theta_t < 30^\circ$ is obtained by rotating the top layer of graphene quasicrystal with a angle of $30^\circ - \theta_t$ clockwise, as shown in Fig. S2, where a twisted BG is generated with $\theta_t = 15^\circ$ as an example. The twisted BG with $0^\circ < \theta_t < 30^\circ$ has D_6 symmetry, and the twisted BG quantum dot is customized with the same D_6 symmetry. The character table of D_6 is listed in Tables S3.

The untwisted BG is the AA stacking BG with $\theta_t = 0^\circ$ and D_{6h} symmetry. Fig. S3 shows the structure and symmetry operations of untwisted BG, where the untwisted BG quantum dot is customized with the same D_{6h} symmetry. The character table of D_{6h} is listed in Tables S5.

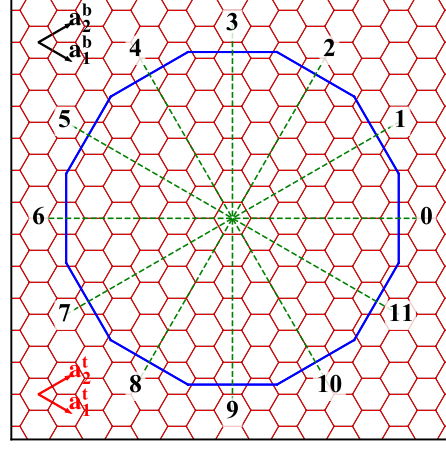


FIG. S3. The lattice structure and symmetry of a D_{6h} untwisted BG quantum dot. The edges of size-6 quantum dot are the blue dodecagons for both two layers from top view. The vertical planes containing the lines (0-6, 2-8, 4-10) and lines (1-7, 3-9, 5-11) are the reflection planes of three σ_v and three σ_d . Lines of (0-6, 2-8, 4-10) and lines of (1-7, 3-9, 5-11) stand for the 2-fold axes of three C'_2 and three C''_2 rotations, respectively.

S2. DERIVATION OF INTERLAYER HYBRIDIZATION SELECTION RULES

S2.1. Hybridization selection rules in D_{6d} graphene quasicrystals

TABLE S1. Character table of C_{6v} .

C_{6v}	E	$2C_6$	$2C_3$	C_2	$3\sigma_v$	$3\sigma_d$
A_1	1	1	1	1	1	1
A_2	1	1	1	1	-1	-1
B_1	1	-1	1	-1	1	-1
B_2	1	-1	1	-1	-1	1
E_1	2	1	-1	-2	0	0
E_2	2	-1	-1	2	0	0

TABLE S2. Character table of D_{6d} .

D_{6d}	E	$2S_{12}$	$2C'_6$	$2S_4$	$2C_3$	$2S_{12}^5$	C_2	$6C'_2$	$6\sigma_d$
A_1	1	1	1	1	1	1	1	1	1
A_2	1	1	1	1	1	1	1	-1	-1
B_1	1	-1	1	-1	1	-1	1	1	-1
B_2	1	-1	1	-1	1	-1	1	-1	1
E_1	2	$\sqrt{3}$	1	0	-1	$-\sqrt{3}$	-2	0	0
E_2	2	1	-1	-2	-1	1	2	0	0
E_3	2	0	-2	0	2	0	-2	0	0
E_4	2	-1	-1	2	-1	-1	2	0	0
E_5	2	$-\sqrt{3}$	1	0	-1	$\sqrt{3}$	-2	0	0

The incommensurate 30° twisted BG has D_{6d} point group symmetry in Table S2. Due to the 30° twist angle, the mirror reflections of the two layers have the relationships of $\sigma_{v,i}^t = \sigma_{d,i}^b$ and $\sigma_{d,i}^t = \sigma_{v,j}^b$ with $j = (i + 1) \bmod 3$, where $i, j = 0, 1, 2$. From the character table of C_{6v} in Table S1, one can find that the projection operators of the two layers have the following properties:

(i) for irrep $ir \in \{A_1, A_2, E_1, E_2\}$, the same characters for $\sigma_{v,i}$ and $\sigma_{d,i}$ enable

$$P_{ir}^{C_{6v}^b} = P_{ir}^{C_{6v}^t}; \quad (S1)$$

(ii) for irreps B_1 and B_2 , the opposite characters for $\sigma_{v,i}$ and $\sigma_{d,i}$ enable

$$P_{B_1}^{C_{6v}^b} = P_{B_2}^{C_{6v}^t}, \quad P_{B_2}^{C_{6v}^b} = P_{B_1}^{C_{6v}^t}; \quad (S2)$$

(iii) for irrep $ir \in \{A_1, A_2, B_1, B_2, E_1, E_2\}$, because the characters of all operations are real numbers and an arbitrary symmetry operation and its inverse operation are inside the same class, the projection operators satisfy

$$\left[P_{ir}^{C_{6v}^b}\right]^\dagger = P_{ir}^{C_{6v}^b}, \quad \left[P_{ir}^{C_{6v}^t}\right]^\dagger = P_{ir}^{C_{6v}^t}; \quad (S3)$$

(iv) for irrep $ir \in \{A_1, A_2, B_1, B_2, E_1, E_2\}$, because C_{6v} is a subgroup of D_{6d} , and hence all symmetry operations in C_{6v} commute with the Hamiltonian H , i.e.,

$$[P_{ir}^{C_{6v}^b}, H] = [P_{ir}^{C_{6v}^t}, H] = 0. \quad (S4)$$

Using Eq. (S1), Eq. (S3) and Eq. (S4) for irrep $ir \in \{A_1, A_2, E_1, E_2\}$, we write the hybridization matrix element $U_{ir,ir'}$ as

$$U_{ir,ir'} = \langle \varphi_{ir}^b | H | \varphi_{ir'}^t \rangle = \langle \varphi_{ir}^b | P_{ir}^{C_{6v}^b} H | \varphi_{ir'}^t \rangle = \langle \varphi_{ir}^b | H P_{ir}^{C_{6v}^b} | \varphi_{ir'}^t \rangle = \langle \varphi_{ir}^b | H P_{ir}^{C_{6v}^t} | \varphi_{ir'}^t \rangle = \delta_{ir,ir'} U_{ir,ir'}. \quad (S5)$$

Using Eq. (S2), Eq. (S3) and Eq. (S4) for irreps B_1 and B_2 , we write the hybridization matrix elements as

$$\begin{aligned} U_{B_1,ir'} &= \langle \varphi_{B_1}^b | H | \varphi_{ir'}^t \rangle = \langle \varphi_{B_1}^b | P_{B_1}^{C_{6v}^b} H | \varphi_{ir'}^t \rangle = \langle \varphi_{ir}^b | H P_{B_1}^{C_{6v}^b} | \varphi_{ir'}^t \rangle = \langle \varphi_{ir}^b | H P_{B_2}^{C_{6v}^t} | \varphi_{ir'}^t \rangle = \delta_{B_2,ir'} U_{B_1,ir'}, \\ U_{B_2,ir'} &= \langle \varphi_{B_2}^b | H | \varphi_{ir'}^t \rangle = \langle \varphi_{B_2}^b | P_{B_2}^{C_{6v}^b} H | \varphi_{ir'}^t \rangle = \langle \varphi_{ir}^b | H P_{B_2}^{C_{6v}^b} | \varphi_{ir'}^t \rangle = \langle \varphi_{ir}^b | H P_{B_1}^{C_{6v}^t} | \varphi_{ir'}^t \rangle = \delta_{B_1,ir'} U_{B_2,ir'}. \end{aligned} \quad (S6)$$

The constraint equations of the hybridization matrix elements in Eq. (S5) and Eq. (S6) endow hybridization rules for these states from the top and bottom layers, i.e., the hybridization selection rule in D_{6d} graphene quasicrystal.

S2.2. Hybridization selection rules in D_6 twisted BG with $0^\circ < \theta_t < 30^\circ$

The twisted BG with $0^\circ < \theta_t < 30^\circ$ has D_6 point group symmetry in Table S3. The intersection between C_{6v} and D_6 is C_6 . From the character tables of C_{6v} and C_6 in corresponding Table S1 and Table S4, one can find that, for 1D irrep X_i with $i = 1, 2$ and $X = A$ or B ,

$$\begin{aligned} P_A^{C_6} \varphi_{X_i}^{b/t} &= \frac{1}{6} \sum_{i=0}^5 C_6^i \varphi_{X_i}^{b/t} = \delta_{A,X} \varphi_{X_i}^{b/t} = (\delta_{A_1,X_i} + \delta_{A_2,X_i}) \varphi_{X_i}^{b/t}, \\ P_B^{C_6} \varphi_{X_i}^{b/t} &= \frac{1}{6} \sum_{i=0}^5 (-1)^i C_6^i \varphi_{X_i}^{b/t} = \delta_{B,X} \varphi_{X_i}^{b/t} = (\delta_{B_1,X_i} + \delta_{B_2,X_i}) \varphi_{X_i}^{b/t}. \end{aligned} \quad (S7)$$

Because C_6 is a subgroup of D_6 , all symmetry operations in C_6 commute with the Hamiltonian H , and hence the projection operators $P_A^{C_6}$ and $P_B^{C_6}$ also commute with H , i.e.,

$$[P_A^{C_6}, H] = [P_B^{C_6}, H] = 0. \quad (S8)$$

In addition, from the character tables of C_6 , one can also find that,

$$\left[P_A^{C_6}\right]^\dagger = P_A^{C_6}, \quad \left[P_B^{C_6}\right]^\dagger = P_B^{C_6}. \quad (S9)$$

Using Eqs. (S7)-(S9), we write the hybridization matrix elements for 1D irreps X_i with $X = A$ or B as

$$\begin{aligned} U_{A_i,X_j} &= \langle \varphi_{A_i}^b | H | \varphi_{X_j}^t \rangle = \langle \varphi_{A_i}^b | P_A^{C_6} H | \varphi_{X_j}^t \rangle = \langle \varphi_{A_i}^b | H P_A^{C_6} | \varphi_{X_j}^t \rangle = \delta_{A,X} U_{A_i,X_j} = (\delta_{A_1,X_i} + \delta_{A_2,X_i}) U_{A_i,X_j}, \\ U_{B_i,X_j} &= \langle \varphi_{B_i}^b | H | \varphi_{X_j}^t \rangle = \langle \varphi_{B_i}^b | P_B^{C_6} H | \varphi_{X_j}^t \rangle = \langle \varphi_{B_i}^b | H P_B^{C_6} | \varphi_{X_j}^t \rangle = \delta_{B,X} U_{B_i,X_j} = (\delta_{B_1,X_i} + \delta_{B_2,X_i}) U_{B_i,X_j}. \end{aligned} \quad (S10)$$

For 2D irreps E_i with $i = 1, 2$, because all the characters of the operation classes σ_v and σ_d in C_{6v} and the operation classes C'_2 and C''_2 in D_6 are 0, the projection operators for irreps E_i in C_{6v} and D_6 have following properties

$$\begin{aligned} P_{E_i}^{C_{6v}^b} &= P_{E_i}^{C_{6v}^t} = P_{E_i}^{D_6}, \\ \left[P_{E_i}^{C_{6v}^b} \right]^\dagger &= P_{E_i}^{C_{6v}^b} = \left[P_{E_i}^{C_{6v}^t} \right]^\dagger = P_{E_i}^{C_{6v}^t}, \\ [P_{E_i}^{C_{6v}^b}, H] &= [P_{E_i}^{C_{6v}^t}, H] = 0. \end{aligned} \quad (\text{S11})$$

Using Eq. (S11) we write the hybridization matrix elements for 2D irreps E_i as

$$U_{E_i, E_j} = \langle \varphi_{E_i}^b | H | \varphi_{E_j}^t \rangle = \langle \varphi_{E_i}^b | P_{E_i}^{C_{6v}^b} H | \varphi_{E_j}^t \rangle = \langle \varphi_{E_i}^b | H P_{E_i}^{C_{6v}^t} | \varphi_{E_j}^t \rangle = \delta_{E_i, E_j} U_{E_i, E_j}. \quad (\text{S12})$$

The constraint equations of the hybridization matrix elements in Eq. (S10) and Eq. (S12) endow hybridization rules for these states from the top and bottom layers, i.e., the hybridization selection rule in D_6 twisted BG.

TABLE S3. Character tables of D_6 .

D_6	E	$2C_6$	$2C_3$	C_2	$3C'_2$	$3C''_2$
A_1	1	1	1	1	1	1
A_2	1	1	1	1	-1	-1
B_1	1	-1	1	-1	1	-1
B_2	1	-1	1	-1	-1	1
E_1	2	1	-1	-2	0	0
E_2	2	-1	-1	2	0	0

TABLE S4. Character table of C_6 . Here $\varepsilon = e^{\frac{\pi i}{3}}$ in this table.

C_6	E	C_6	C_3	C_2	C_3^2	$3C_6^5$
A	1	1	1	1	1	1
B	1	-1	1	-1	1	-1
E_1	1	ε	$-\varepsilon^*$	-1	$-\varepsilon$	ε^*
	1	ε^*	$-\varepsilon$	-1	$-\varepsilon^*$	ε
E_2	1	$-\varepsilon^*$	$-\varepsilon$	1	$-\varepsilon^*$	$-\varepsilon$
	1	$-\varepsilon$	$-\varepsilon^*$	1	$-\varepsilon$	$-\varepsilon^*$

S2.3. Hybridization selection rules in D_{6h} untwisted BG

Graphene monolayer has C_{6v} point group symmetry (see Table S1). The untwisted bilayer graphene (BG), i.e., AA stacking BG with $\theta_t = 0^\circ$, has D_{6h} point group symmetry in Table S5. The local projection operators $P_{ir}^{C_{6v}^b}$ and $P_{ir}^{C_{6v}^t}$ from the bottom and top layers in untwisted BG have following three properties, where ir is the irreducible representation (irrep), and $b(t)$ denotes the bottom (top) layer.

- (i) Because of the same local axes in bottom and top layers, $P_{ir}^{C_{6v}^b}$ and $P_{ir}^{C_{6v}^t}$ should be the same, i.e.,

$$P_{ir}^{C_{6v}^b} = P_{ir}^{C_{6v}^t}. \quad (\text{S13})$$

- (ii) Because in C_{6v} the characters of all operations are real numbers and an arbitrary symmetry operation and its inverse operation are inside the same class, the projection operators satisfy

$$\left[P_{ir}^{C_{6v}^b} \right]^\dagger = P_{ir}^{C_{6v}^b} = \left[P_{ir}^{C_{6v}^t} \right]^\dagger = P_{ir}^{C_{6v}^t}. \quad (\text{S14})$$

(iii) C_{6v} is a subgroup of D_{6h} , and hence all symmetry operations in C_{6v} commute with the Hamiltonian H , i.e.,

$$[P_{ir}^{C_{6v}^b}, H] = [P_{ir}^{C_{6v}^t}, H] = 0. \quad (\text{S15})$$

Using Eqs. (S13)-(S15), we write the hybridization matrix element $U_{ir,ir'}$ in untwisted BG as

$$U_{ir,ir'} = \langle \varphi_{ir}^b | H | \varphi_{ir'}^t \rangle = \langle \varphi_{ir}^b | P_{ir}^{C_{6v}^b} H | \varphi_{ir'}^t \rangle = \langle \varphi_{ir}^b | H P_{ir}^{C_{6v}^b} | \varphi_{ir'}^t \rangle = \langle \varphi_{ir}^b | H P_{ir}^{C_{6v}^t} | \varphi_{ir'}^t \rangle = \delta_{ir,ir'} U_{ir,ir'}. \quad (\text{S16})$$

The constraint equation of $U_{ir,ir'}$ in Eq. (S16) endows a hybridization rule for these states from the top and bottom layers, i.e., the hybridization selection rule in untwisted BG.

TABLE S5. Character table of D_{6h} .

D_{6h}	E	$2C_6$	$2C_3$	C_2	$3C_2'$	$3C_2''$	i	$2S_3$	$2S_6$	σ_h	$3\sigma_d$	$3\sigma_v$
A_{1g}	1	1	1	1	1	1	1	1	1	1	1	1
A_{2g}	1	1	1	1	-1	-1	1	1	1	1	-1	-1
B_{1g}	1	-1	1	-1	1	-1	1	-1	1	-1	1	-1
B_{2g}	1	-1	1	-1	-1	1	1	-1	1	-1	-1	1
E_{1g}	2	1	-1	-2	0	0	2	1	-1	-2	0	0
E_{2g}	2	-1	-1	2	0	0	2	-1	-1	2	0	0
A_{1u}	1	1	1	1	1	1	-1	-1	-1	-1	-1	-1
A_{2u}	1	1	1	1	-1	-1	-1	-1	-1	-1	1	1
B_{1u}	1	-1	1	-1	1	-1	-1	1	-1	1	-1	1
B_{2u}	1	-1	1	-1	-1	1	-1	1	-1	1	1	-1
E_{1u}	2	1	-1	-2	0	0	-2	-1	1	2	0	0
E_{2u}	2	-1	-1	2	0	0	-2	1	1	-2	0	0

S3. DETERMINATION OF IRREPS FOR BONDING AND ANTIBONDING STATES

Usually, for a hybridization process $ir_1 + ir_2 \Rightarrow ir_3 + ir_4$, where two + signs denote paring, the hybridization paring orbitals with irreps ir_1 and ir_2 are given by left two terms, and the bonding and antibonding paring states with irreps ir_3 and ir_4 are denoted by right two terms. Next, we will list the hybridization categories and determine the irreps of bonding and antibonding states generated by the interlayer hybridization in both untwisted BG and twisted BG.

S3.1. Irreps of bonding and antibonding states in D_{6d} graphene quasicrystal

Following the hybridization selection rule in Eqs. (S5) and (S6) and using the character tables of C_{6v} in Table S1 and D_{6d} in Table S2, we write the equivalent hybridizations as

$$\begin{aligned} A_1 + A_1 &\Rightarrow A_1 + B_2, \\ A_2 + A_2 &\Rightarrow A_2 + B_1, \\ E_1 + E_1 &\Rightarrow E_1 + E_5, \\ E_2 + E_2 &\Rightarrow E_2 + E_4, \end{aligned} \quad (\text{S17})$$

and the non-equivalent hybridizations as

$$\begin{aligned} B_1 + B_2 &\Rightarrow E_3 + E_3, \\ B_2 + B_1 &\Rightarrow E_3 + E_3. \end{aligned} \quad (\text{S18})$$

For the equivalent hybridization paring states, $ir + ir$, with $ir = A_1, A_2, E_1$ and E_2 in Eq. (S17), their bonding (+) and antibonding (−) states can be written as

$$|\phi_{\pm}^{ir}\rangle = \frac{1}{\sqrt{2}} \left(e^{i\frac{\theta}{2}} |\varphi_{ir}^b\rangle \pm S_{12} |\varphi_{ir}^b\rangle \right), \quad (\text{S19})$$

where $|\varphi_{ir}^b\rangle$ is the eigenstate of C_6 inside the bottom layer with $C_6|\varphi_{ir}^b\rangle = e^{i\theta}|\varphi_{ir}^b\rangle$. Using $S_{12}S_{12} = C_6$, we have $S_{12}|\phi_{\pm}^{ir}\rangle = \pm e^{i\frac{\theta}{2}}|\phi_{\pm}^{ir}\rangle$. For each C_{6v} monolayer, we can also find the irrep ir for each eigenstate of C_6 with the corresponding eigenvalue $e^{i\theta}$, as follows: (i) $ir = A_1(A_2)$, for $\theta = 0$; (ii) $ir = E_1$, for $\theta = \pm\pi/3$; and (iii) $ir = E_2$, for $\theta = \pm 2\pi/3$. Now we use the projection operator $P_{ir}^{D_{6d}}$ to determine which irreps the two states $|\phi_{\pm}^{ir}\rangle$ belong to in D_{6d} point group.

(i) For $A_1 + A_1 \Rightarrow A_1 + B_2$ hybridization with $\theta = 0$, the projection operators for irreps A_1 and B_2 in D_{6d} take the form as

$$\begin{aligned} P_{A_1}^{D_{6d}} &= \frac{1}{2}P_{A_1}^{C_{6v}} + \frac{1}{24}\left(\sum_{i=0}^5 S_{12}^{2i+1} + \sum_{i=0}^5 C'_{2,i}\right), \\ P_{B_2}^{D_{6d}} &= \frac{1}{2}P_{A_1}^{C_{6v}} - \frac{1}{24}\left(\sum_{i=0}^5 S_{12}^{2i+1} + \sum_{i=0}^5 C'_{2,i}\right), \end{aligned} \quad (\text{S20})$$

with

$$S_{12}^{2i+1}|\phi_{\pm}^{A_1}\rangle = \pm|\phi_{\pm}^{A_1}\rangle, C'_{2,i}|\phi_{\pm}^{A_1}\rangle = S_{12}\sigma_{d,i}|\phi_{\pm}^{A_1}\rangle = \pm|\phi_{\pm}^{A_1}\rangle. \quad (\text{S21})$$

Using Eqs. (S20) and (S21), we have

$$\begin{aligned} P_{A_1}^{D_{6d}}|\phi_{\pm}^{A_1}\rangle &= \frac{1}{2}|\phi_{\pm}^{A_1}\rangle \pm \frac{1}{2}|\phi_{\pm}\rangle, \\ P_{B_2}^{D_{6d}}|\phi_{\pm}^{A_1}\rangle &= \frac{1}{2}|\phi_{\pm}^{A_1}\rangle \mp \frac{1}{2}|\phi_{\pm}\rangle. \end{aligned} \quad (\text{S22})$$

Eq. (S22) indicates that $|\phi_{+}^{A_1}\rangle$ and $|\phi_{-}^{A_1}\rangle$ generated by $A_1 + A_1$ hybridization have irreps A_1 and B_2 , respectively, in D_{6d} point group.

(ii) For $A_2 + A_2 \Rightarrow A_2 + B_1$ hybridization with $\theta = 0$, the projection operators for A_2 and B_1 in D_{6d} read

$$\begin{aligned} P_{A_2}^{D_{6d}} &= \frac{1}{2}P_{A_2}^{C_{6v}} + \frac{1}{24}\left(\sum_{i=0}^5 S_{12}^{2i+1} - \sum_{i=0}^5 C'_{2,i}\right), \\ P_{B_1}^{D_{6d}} &= \frac{1}{2}P_{A_2}^{C_{6v}} - \frac{1}{24}\left(\sum_{i=0}^5 S_{12}^{2i+1} - \sum_{i=0}^5 C'_{2,i}\right), \end{aligned} \quad (\text{S23})$$

with

$$S_{12}^{2i+1}|\phi_{\pm}^{A_2}\rangle = \pm|\phi_{\pm}^{A_2}\rangle, C'_{2,i}|\phi_{\pm}^{A_2}\rangle = S_{12}\sigma_{d,i}|\phi_{\pm}^{A_2}\rangle = \mp|\phi_{\pm}^{A_2}\rangle. \quad (\text{S24})$$

Using Eqs. (S23) and (S24), we have

$$\begin{aligned} P_{A_2}^{D_{6d}}|\phi_{\pm}^{A_2}\rangle &= \frac{1}{2}|\phi_{\pm}^{A_2}\rangle \pm \frac{1}{2}|\phi_{\pm}^{A_2}\rangle, \\ P_{B_1}^{D_{6d}}|\phi_{\pm}^{A_2}\rangle &= \frac{1}{2}|\phi_{\pm}^{A_2}\rangle \mp \frac{1}{2}|\phi_{\pm}^{A_2}\rangle. \end{aligned} \quad (\text{S25})$$

Eq. (S25) indicates that $|\phi_{+}^{A_2}\rangle$ and $|\phi_{-}^{A_2}\rangle$ generated by $A_2 + A_2$ hybridization have irreps A_2 and B_1 , respectively, in D_{6d} point group.

(iii) For $E_1 + E_1 \Rightarrow E_1 + E_5$ hybridization with $\theta = \pm\pi/3$, the projection operators for irrep E_1 and E_5 in D_{6d} read

$$\begin{aligned} P_{E_1}^{D_{6d}} &= \frac{1}{2}P_{E_1}^{C_{6v}} + \frac{2}{24}\left(\sqrt{3}S_{12} + \sqrt{3}S_{12}^{11} - \sqrt{3}S_{12}^5 - \sqrt{3}S_{12}^7\right), \\ P_{E_5}^{D_{6d}} &= \frac{1}{2}P_{E_1}^{C_{6v}} + \frac{2}{24}\left(-\sqrt{3}S_{12} - \sqrt{3}S_{12}^{11} + \sqrt{3}S_{12}^5 + \sqrt{3}S_{12}^7\right), \end{aligned} \quad (\text{S26})$$

with

$$(S_{12} + S_{12}^{11})|\phi_{\pm}^{E_1}\rangle = \pm\sqrt{3}|\phi_{\pm}^{E_1}\rangle, (S_{12}^5 + S_{12}^7)|\phi_{\pm}^{E_1}\rangle = \mp\sqrt{3}|\phi_{\pm}^{E_1}\rangle. \quad (\text{S27})$$

Using Eqs. (S26) and (S27), we have

$$\begin{aligned} P_{E_1}^{D_{6d}} \left| \phi_{\pm}^{E_1} \right\rangle &= \frac{1}{2} \left| \phi_{\pm}^{E_1} \right\rangle \pm \frac{1}{2} \left| \phi_{\pm}^{E_1} \right\rangle, \\ P_{E_5}^{D_{6d}} \left| \phi_{\pm}^{E_1} \right\rangle &= \frac{1}{2} \left| \phi_{\pm}^{E_1} \right\rangle \mp \frac{1}{2} \left| \phi_{\pm}^{E_1} \right\rangle. \end{aligned} \quad (\text{S28})$$

Eq. (S28) indicates that $|\phi_+^{E_1}\rangle$ and $|\phi_-^{E_1}\rangle$ generated by $E_1 + E_1$ hybridization have irreps E_1 and E_5 , respectively, in D_{6d} point group.

(iv) For $E_2 + E_2 \Rightarrow E_2 + E_4$ hybridization with $\theta = \pm \frac{2\pi}{3}$, the projection operators for irreps E_2 and E_4 in D_{6d} are expressed as

$$\begin{aligned} P_{E_2}^{D_{6d}} &= \frac{1}{2} P_{E_2}^{C_{6v}} + \frac{2}{24} (S_{12} + S_{12}^{11} - 2S_{12}^3 - 2S_{12}^9 + S_{12}^5 + S_{12}^7), \\ P_{E_4}^{D_{6d}} &= \frac{1}{2} P_{E_2}^{C_{6v}} + \frac{2}{24} (-S_{12} - S_{12}^{11} + 2S_{12}^3 + 2S_{12}^9 - S_{12}^5 - S_{12}^7), \end{aligned} \quad (\text{S29})$$

with

$$\begin{aligned} (S_{12} + S_{12}^{11}) \left| \phi_{\pm}^{E_2} \right\rangle &= \pm \left| \phi_{\pm}^{E_2} \right\rangle, \\ (S_{12}^3 + S_{12}^9) \left| \phi_{\pm}^{E_2} \right\rangle &= \mp 2 \left| \phi_{\pm}^{E_2} \right\rangle, \\ (S_{12}^5 + S_{12}^7) \left| \phi_{\pm}^{E_2} \right\rangle &= \pm \left| \phi_{\pm}^{E_2} \right\rangle. \end{aligned} \quad (\text{S30})$$

Using Eqs. (S29) and (S30), we have

$$\begin{aligned} P_{E_2}^{D_{6d}} \left| \phi_{\pm}^{E_2} \right\rangle &= \frac{1}{2} \left| \phi_{\pm}^{E_2} \right\rangle \pm \frac{1}{2} \left| \phi_{\pm}^{E_2} \right\rangle, \\ P_{E_4}^{D_{6d}} \left| \phi_{\pm}^{E_2} \right\rangle &= \frac{1}{2} \left| \phi_{\pm}^{E_2} \right\rangle \mp \frac{1}{2} \left| \phi_{\pm}^{E_2} \right\rangle. \end{aligned} \quad (\text{S31})$$

Eq. (S31) indicates that $|\phi_+^{E_2}\rangle$ and $|\phi_-^{E_2}\rangle$ generated by $E_2 + E_2$ hybridization have irreps E_2 and E_4 , respectively, in D_{6d} point group.

(v) For $B_1 + B_2 \Rightarrow E_3 + E_3$ and $B_2 + B_1 \Rightarrow E_3 + E_3$ non-equivalent hybridizations in Eq. (S18), the projection operator for irrep E_3 in D_{6d} reads

$$P_{E_3}^{D_{6d}} = \frac{2}{24} (2E - 2C_6 - 2C_6^5 + 2C_3 + 2C_3^2 - 2C_2). \quad (\text{S32})$$

Eq. (S32) indicates $P_{E_3}^{D_{6d}}$ is a combination of rotation operations, and these rotation operations are actually also symmetry operations of C_{6v} . Thus, both $|\phi_{B_1}^{b/t}\rangle$ and $|\phi_{B_2}^{b/t}\rangle$ are eigenstates of $P_{E_3}^{D_{6d}}$, i.e.,

$$\begin{aligned} P_{E_3}^{D_{6d}} \left| \phi_{B_1}^{b/t} \right\rangle &= \left| \phi_{B_1}^{b/t} \right\rangle, \\ P_{E_3}^{D_{6d}} \left| \phi_{B_2}^{b/t} \right\rangle &= \left| \phi_{B_2}^{b/t} \right\rangle. \end{aligned} \quad (\text{S33})$$

Consequently, the states generated by $B_1 + B_2$ and $B_2 + B_1$ hybridizations have irrep E_3 in D_{6d} point group.

S3.2. Irreps of bonding and antibonding states in D_6 twisted BG with $0^\circ < \theta_t < 30^\circ$

Following the hybridization selection rule in Eqs. (S10) and (S12) and using the character tables of C_{6v} in Table S1 and D_6 in Table S3, we write the mixed hybridizations as

$$\begin{aligned} A_{1,2} + A_{1,2} &\Rightarrow A_{1,2} + A_{2,1}, \\ B_{1,2} + B_{1,2} &\Rightarrow B_{1,2} + B_{2,1}, \end{aligned} \quad (\text{S34})$$

and the equivalent hybridizations as

$$\begin{aligned} E_1 + E_1 &\Rightarrow E_1 + E_1, \\ E_2 + E_2 &\Rightarrow E_2 + E_2. \end{aligned} \quad (\text{S35})$$

The mixed hybridization can be viewed as two coupled equivalent hybridizations. For instance, in Eq. (S34), $A_{1,2} + A_{1,2} \Rightarrow A_{1,2} + A_{2,1}$ can be rewritten as

$$\begin{aligned} A_1^{C_{6v}^b} + A_1^{C_{6v}^t} &\Rightarrow A_1^{D_6} + A_2^{D_6}, \\ A_2^{C_{6v}^b} + A_2^{C_{6v}^t} &\Rightarrow A_2^{D_6} + A_1^{D_6}. \end{aligned} \quad (\text{S36})$$

The two A_1 states on the right side in Eq. (S36) are coupled together to form the eigenstates with irrep $A_1^{D_6}$ in D_6 twisted BG. Two A_2 states on the right side are also coupled together. The same procedure is suitable for $B_{1,2} + B_{1,2} \Rightarrow B_{1,2} + B_{2,1}$ in Eq. (S34), i.e.,

$$\begin{aligned} B_1^{C_{6v}^b} + B_1^{C_{6v}^t} &\Rightarrow B_1^{D_6} + B_2^{D_6}, \\ B_2^{C_{6v}^b} + B_2^{C_{6v}^t} &\Rightarrow B_2^{D_6} + B_1^{D_6}. \end{aligned} \quad (\text{S37})$$

Different from the independent bonding and antibonding states in equivalent hybridization the hybridization-generated states in mixed hybridization are coupled. Due to a twisted angle θ_t , the hybridization-generated bonding (+) and antibonding (−) states for hybridization paring orbitals $ir + ir$ can be expressed as

$$|\phi_{\pm}^{ir}\rangle = \frac{1}{\sqrt{2}} (|\varphi_{ir}^b\rangle \pm \sigma_h R(\theta_t) |\varphi_{ir}^b\rangle). \quad (\text{S38})$$

Now we use the projection operator $P_{ir}^{D_6}$ to determine which irreps the two states $|\phi_{\pm}^{ir}\rangle$ belong to in D_6 point group.

(i) For $A_1 + A_1 \Rightarrow A_1 + A_2$ hybridization, the projection operator for A_1 and A_2 in point group D_6 read

$$\begin{aligned} P_{A_1}^{D_6} &= \frac{1}{12} \sum_{i=0}^5 C_6^i + \sum_{i=0}^2 C'_{2,i} + \sum_{i=0}^2 C''_{2,i}, \\ P_{A_2}^{D_6} &= \frac{1}{12} \sum_{i=0}^5 C_6^i - \sum_{i=0}^2 C'_{2,i} - \sum_{i=0}^2 C''_{2,i}, \end{aligned} \quad (\text{S39})$$

where $C'_{2,i} = \sigma_h R(\frac{\theta_t}{2}) \sigma_{v,i}^b R^\dagger(\frac{\theta_t}{2})$ and $C''_{2,i} = \sigma_h R(\frac{\theta_t}{2}) \sigma_{d,i}^b R^\dagger(\frac{\theta_t}{2})$. Using Eq. (S39) and

$$\begin{aligned} C_6^i |\phi_{\pm}^{A_1}\rangle &= |\phi_{\pm}^{A_1}\rangle, \quad \sigma_{v,i} |\phi_{\pm}^{A_1}\rangle = |\phi_{\pm}^{A_1}\rangle, \quad \sigma_{d,i} |\phi_{\pm}^{A_1}\rangle = |\phi_{\pm}^{A_1}\rangle, \\ C'_{2,i} |\phi_{\pm}^{A_1}\rangle &= \pm |\phi_{\pm}^{A_1}\rangle, \quad C''_{2,i} |\phi_{\pm}^{A_1}\rangle = \pm |\phi_{\pm}^{A_1}\rangle, \end{aligned} \quad (\text{S40})$$

where $\sigma_v R(\theta_t/2) = R^\dagger(\theta_t/2) \sigma_v$ is used, we have

$$\begin{aligned} P_{A_1}^{D_6} |\phi_{\pm}^{A_1}\rangle &= \frac{1}{2} |\phi_{\pm}^{A_1}\rangle \pm \frac{1}{2} |\phi_{\pm}^{A_1}\rangle, \\ P_{A_2}^{D_6} |\phi_{\pm}^{A_1}\rangle &= \frac{1}{2} |\phi_{\pm}^{A_1}\rangle \mp \frac{1}{2} |\phi_{\pm}^{A_1}\rangle. \end{aligned} \quad (\text{S41})$$

Eq. (S41) indicates that $|\phi_{+}^{A_1}\rangle$ and $|\phi_{-}^{A_1}\rangle$ generated by $A_1 + A_1$ hybridization have irreps A_1 and A_2 , respectively, in D_6 point group.

(ii) For $A_2 + A_2 \Rightarrow A_2 + A_1$ hybridization, using Eq. (S39) and

$$\begin{aligned} C_6^i |\phi_{\pm}^{A_2}\rangle &= |\phi_{\pm}^{A_2}\rangle, \quad \sigma_{v,i} |\phi_{\pm}^{A_2}\rangle = -|\phi_{\pm}^{A_2}\rangle, \quad \sigma_{d,i} |\phi_{\pm}^{A_2}\rangle = -|\phi_{\pm}^{A_2}\rangle, \\ C'_{2,i} |\phi_{\pm}^{A_2}\rangle &= \mp |\phi_{\pm}^{A_2}\rangle, \quad C''_{2,i} |\phi_{\pm}^{A_2}\rangle = \mp |\phi_{\pm}^{A_2}\rangle, \end{aligned} \quad (\text{S42})$$

we have

$$\begin{aligned} P_{A_2}^{D_6} |\phi_{\pm}^{A_2}\rangle &= \frac{1}{2} |\phi_{\pm}^{A_2}\rangle \pm \frac{1}{2} |\phi_{\pm}^{A_2}\rangle, \\ P_{A_1}^{D_6} |\phi_{\pm}^{A_2}\rangle &= \frac{1}{2} |\phi_{\pm}^{A_2}\rangle \mp \frac{1}{2} |\phi_{\pm}^{A_2}\rangle. \end{aligned} \quad (\text{S43})$$

Eq. (S43) indicates that $|\phi_+^{A_2}\rangle$ and $|\phi_-^{A_2}\rangle$ generated by $A_2 + A_2$ hybridization have irreps A_2 and A_1 , respectively, in D_6 point group.

(iii) For $B_1 + B_1 \Rightarrow B_1 + B_2$ hybridization, the projection operator for B_1 and B_2 in point group D_6 read

$$\begin{aligned} P_{B_1}^{D_6} &= \frac{1}{12} \sum_{i=0}^5 (-1)^i C_6^i + \sum_{i=0}^2 C'_{2,i} - \sum_{i=0}^2 C''_{2,i}, \\ P_{B_2}^{D_6} &= \frac{1}{12} \sum_{i=0}^5 (-1)^i C_6^i - \sum_{i=0}^2 C'_{2,i} + \sum_{i=0}^2 C''_{2,i}. \end{aligned} \quad (\text{S44})$$

Using Eq. (S44) and

$$\begin{aligned} C_6^i |\phi_{\pm}^{B_1}\rangle &= (-1)^i |\phi_{\pm}^{B_1}\rangle, \quad \sigma_{v,i} |\phi_{\pm}^{B_1}\rangle = |\phi_{\pm}^{B_1}\rangle, \quad \sigma_{d,i} |\phi_{\pm}^{B_1}\rangle = -|\phi_{\pm}^{B_1}\rangle, \\ C'_{2,i} |\phi_{\pm}^{B_1}\rangle &= \pm |\phi_{\pm}^{B_1}\rangle, \quad C''_{2,i} |\phi_{\pm}^{B_1}\rangle = \mp |\phi_{\pm}^{B_1}\rangle, \end{aligned} \quad (\text{S45})$$

we have

$$\begin{aligned} P_{B_1}^{D_6} |\phi_{\pm}^{B_1}\rangle &= \frac{1}{2} |\phi_{\pm}^{B_1}\rangle \pm \frac{1}{2} |\phi_{\pm}^{B_1}\rangle, \\ P_{B_2}^{D_6} |\phi_{\pm}^{B_1}\rangle &= \frac{1}{2} |\phi_{\pm}^{B_1}\rangle \mp \frac{1}{2} |\phi_{\pm}^{B_1}\rangle. \end{aligned} \quad (\text{S46})$$

Eq. (S46) indicates that $|\phi_+^{B_1}\rangle$ and $|\phi_-^{B_1}\rangle$ generated by $B_1 + B_1$ hybridization have irreps B_1 and B_2 , respectively, in D_6 point group.

(iv) For $B_2 + B_2 \Rightarrow B_2 + B_1$ hybridization, using Eq. (S44) and

$$\begin{aligned} C_6^i |\phi_{\pm}^{B_2}\rangle &= (-1)^i |\phi_{\pm}^{B_2}\rangle, \quad \sigma_{v,i} |\phi_{\pm}^{B_2}\rangle = -|\phi_{\pm}^{B_2}\rangle, \quad \sigma_{d,i} |\phi_{\pm}^{B_2}\rangle = |\phi_{\pm}^{B_2}\rangle, \\ C'_{2,i} |\phi_{\pm}^{B_2}\rangle &= \mp |\phi_{\pm}^{B_2}\rangle, \quad C''_{2,i} |\phi_{\pm}^{B_2}\rangle = \pm |\phi_{\pm}^{B_2}\rangle, \end{aligned} \quad (\text{S47})$$

we have

$$\begin{aligned} P_{B_2}^{D_6} |\phi_{\pm}^{B_2}\rangle &= \frac{1}{2} |\phi_{\pm}^{B_2}\rangle \pm \frac{1}{2} |\phi_{\pm}^{B_2}\rangle, \\ P_{B_1}^{D_6} |\phi_{\pm}^{B_2}\rangle &= \frac{1}{2} |\phi_{\pm}^{B_2}\rangle \mp \frac{1}{2} |\phi_{\pm}^{B_2}\rangle. \end{aligned} \quad (\text{S48})$$

Eq. (S48) indicates that $|\phi_+^{B_2}\rangle$ and $|\phi_-^{B_2}\rangle$ generated by $B_2 + B_2$ hybridization have irreps B_2 and B_1 , respectively, in D_6 point group.

(v) For equivalent hybridizations $E_i + E_i \Rightarrow E_i + E_i$ with $i = 1, 2$ in Eq. (S35), because of $P_{E_i}^{C_{6v}^b} = P_{E_i}^{C_{6v}^t} = P_{E_i}^{D_6}$ in Eq. (S11), $|\phi_+^{E_i}\rangle$ and $|\phi_-^{E_i}\rangle$ generated by $E_i + E_i$ hybridization have irrep E_i in D_6 point group.

S3.3. Irreps of bonding and antibonding states in D_{6h} untwisted BG

Following the hybridization selection rule in Eq. (S16) and using the character tables of C_{6v} in Table S1 and D_{6h} in Table S5, we write all the equivalent hybridizations in untwisted BG as

$$\begin{aligned} A_1 + A_1 &\Rightarrow A_{1g} + A_{2u}, \\ A_2 + A_2 &\Rightarrow A_{2g} + A_{1u}, \\ B_1 + B_1 &\Rightarrow B_{2g} + B_{1u}, \\ B_2 + B_2 &\Rightarrow B_{1g} + B_{2u}, \\ E_1 + E_1 &\Rightarrow E_{1g} + E_{1u}, \\ E_2 + E_2 &\Rightarrow E_{2g} + E_{2u}. \end{aligned} \quad (\text{S49})$$

Thanks to the σ_h operation in D_{6h} , the hybridization-generated bonding (+) and antibonding (−) states inside an equivalent hybridization of $ir + ir \Rightarrow ir_1 + ir_2$ can be expressed as

$$|\phi_{\pm}^{ir}\rangle = \frac{1}{\sqrt{2}} (|\varphi_{ir}^b\rangle \pm \sigma_h |\varphi_{ir}^b\rangle). \quad (\text{S50})$$

Now we use the projection operator $P_{ir}^{D_{6h}}$ to determine which irreps the two states $|\phi_{\pm}^{ir}\rangle$ belong to in D_{6h} point group.

(i) For $A_1 + A_1 \Rightarrow A_{1g} + A_{2u}$ hybridization, the relationships between the character projection operator for A_{1g} and A_{2u} in D_{6h} and A_1 in point group C_{6v} read

$$\begin{aligned} P_{A_{1g}}^{D_{6h}} &= \frac{1}{2} P_{A_1}^{C_{6v}} + \frac{1}{24} \left(\sum_{j=0}^2 C'_{2,j} + \sum_{j=0}^2 C''_{2,j} + i + S_3 + S_3^2 + S_6 + S_6^5 + \sigma_h \right), \\ P_{A_{2u}}^{D_{6h}} &= \frac{1}{2} P_{A_1}^{C_{6v}} - \frac{1}{24} \left(\sum_{j=0}^2 C'_{2,j} + \sum_{j=0}^2 C''_{2,j} + i + S_3 + S_3^2 + S_6 + S_6^5 + \sigma_h \right), \end{aligned} \quad (\text{S51})$$

where

$$\begin{aligned} C'_{2,j} &= C_2 \sigma_{v,j} \sigma_h, & C''_{2,j} &= C_2 \sigma_{d,j} \sigma_h, & S_6^j &= C_6^j \sigma_h, \\ i &= S_6^3, & S_3 &= S_6^2, & S_3^2 &= S_6^4. \end{aligned} \quad (\text{S52})$$

Using Eq. (S51), Eq. (S52) and

$$\begin{aligned} P_{A_1}^{C_{6v}} |\phi_{\pm}^{A_1}\rangle &= |\phi_{\pm}^{A_1}\rangle, \\ \sigma_h |\phi_{\pm}^{A_1}\rangle &= \pm |\phi_{\pm}^{A_1}\rangle, & C_6^i |\phi_{\pm}^{A_1}\rangle &= |\phi_{\pm}^{A_1}\rangle, \\ \sigma_{v,i} |\phi_{\pm}^{A_1}\rangle &= |\phi_{\pm}^{A_1}\rangle, & \sigma_{d,i} |\phi_{\pm}^{A_1}\rangle &= |\phi_{\pm}^{A_1}\rangle, \end{aligned} \quad (\text{S53})$$

we have

$$\begin{aligned} P_{A_{1g}}^{D_{6h}} |\phi_{\pm}^{A_1}\rangle &= \frac{1}{2} |\phi_{\pm}^{A_1}\rangle \pm \frac{1}{2} |\phi_{\pm}^{A_1}\rangle, \\ P_{A_{2u}}^{D_{6h}} |\phi_{\pm}^{A_1}\rangle &= \frac{1}{2} |\phi_{\pm}^{A_1}\rangle \mp \frac{1}{2} |\phi_{\pm}^{A_1}\rangle. \end{aligned} \quad (\text{S54})$$

Eq. (S54) indicates that $|\phi_{+}^{A_1}\rangle$ and $|\phi_{-}^{A_1}\rangle$ generated by $A_1 + A_1$ hybridization have irreps A_{1g} and A_{2u} , respectively, in D_{6h} point group.

(ii) For $A_2 + A_2 \Rightarrow A_{2g} + A_{1u}$ hybridization, the relationships between the character projection operator for A_{2g} and A_{1u} in D_{6h} and A_2 in point group C_{6v} read

$$\begin{aligned} P_{A_{2g}}^{D_{6h}} &= \frac{1}{2} P_{A_2}^{C_{6v}} + \frac{1}{24} \left(-\sum_{j=0}^2 C'_{2,j} - \sum_{j=0}^2 C''_{2,j} + i + S_3 + S_3^2 + S_6 + S_6^5 + \sigma_h \right), \\ P_{A_{1u}}^{D_{6h}} &= \frac{1}{2} P_{A_2}^{C_{6v}} - \frac{1}{24} \left(-\sum_{j=0}^2 C'_{2,j} - \sum_{j=0}^2 C''_{2,j} + i + S_3 + S_3^2 + S_6 + S_6^5 + \sigma_h \right). \end{aligned} \quad (\text{S55})$$

Using Eq. (S52), Eq. (S55) and

$$\begin{aligned} P_{A_2}^{C_{6v}} |\phi_{\pm}^{A_2}\rangle &= |\phi_{\pm}^{A_2}\rangle, \\ \sigma_h |\phi_{\pm}^{A_2}\rangle &= \pm |\phi_{\pm}^{A_2}\rangle, & C_6^i |\phi_{\pm}^{A_2}\rangle &= |\phi_{\pm}^{A_2}\rangle, \\ \sigma_{v,i} |\phi_{\pm}^{A_2}\rangle &= -|\phi_{\pm}^{A_2}\rangle, & \sigma_{d,i} |\phi_{\pm}^{A_2}\rangle &= -|\phi_{\pm}^{A_2}\rangle. \end{aligned} \quad (\text{S56})$$

we have

$$\begin{aligned} P_{A_{2g}}^{D_{6h}} |\phi_{\pm}^{A_2}\rangle &= \frac{1}{2} |\phi_{\pm}^{A_2}\rangle \pm \frac{1}{2} |\phi_{\pm}^{A_2}\rangle, \\ P_{A_{1u}}^{D_{6h}} |\phi_{\pm}^{A_2}\rangle &= \frac{1}{2} |\phi_{\pm}^{A_2}\rangle \mp \frac{1}{2} |\phi_{\pm}^{A_2}\rangle. \end{aligned} \quad (\text{S57})$$

Eq. (S57) indicates that $|\phi_+^{A_2}\rangle$ and $|\phi_-^{A_2}\rangle$ generated by $A_2 + A_2$ hybridization have irreps A_{2g} and A_{1u} , respectively, in D_{6h} point group.

(iii) For $B_1 + B_1 \Rightarrow B_{1u} + B_{2g}$ hybridization, the relationships between the character projection operator for B_{2g} and B_{1u} in D_{6h} and B_1 in point group C_{6v} read

$$\begin{aligned} P_{B_{1u}}^{D_{6h}} &= \frac{1}{2} P_{B_1}^{C_{6v}} - \frac{1}{24} \left(-\sum_{j=0}^2 C'_{2,j} + \sum_{j=0}^2 C''_{2,j} + i - S_3 - S_3^2 + S_6 + S_6^5 - \sigma_h \right), \\ P_{B_{2g}}^{D_{6h}} &= \frac{1}{2} P_{B_1}^{C_{6v}} + \frac{1}{24} \left(-\sum_{j=0}^2 C'_{2,j} + \sum_{j=0}^2 C''_{2,j} + i - S_3 - S_3^2 + S_6 + S_6^5 - \sigma_h \right). \end{aligned} \quad (\text{S58})$$

Using Eq. (S52), Eq. (S58) and

$$\begin{aligned} P_{B_1}^{C_{6v}} |\phi_{\pm}^{B_1}\rangle &= |\phi_{\pm}^{B_1}\rangle, \\ \sigma_h |\phi_{\pm}^{B_1}\rangle &= \pm |\phi_{\pm}^{B_1}\rangle, \quad C_6^i |\phi_{\pm}^{B_1}\rangle = (-1)^i |\phi_{\pm}^{B_1}\rangle, \\ \sigma_{v,i} |\phi_{\pm}^{B_1}\rangle &= |\phi_{\pm}^{B_1}\rangle, \quad \sigma_{d,i} |\phi_{\pm}^{B_1}\rangle = -|\phi_{\pm}^{B_1}\rangle, \end{aligned} \quad (\text{S59})$$

we have

$$\begin{aligned} P_{B_{1u}}^{D_{6h}} |\phi_{\pm}^{B_1}\rangle &= \frac{1}{2} |\phi_{\pm}^{B_1}\rangle \pm \frac{1}{2} |\phi_{\pm}^{B_1}\rangle, \\ P_{B_{2g}}^{D_{6h}} |\phi_{\pm}^{B_1}\rangle &= \frac{1}{2} |\phi_{\pm}^{B_1}\rangle \mp \frac{1}{2} |\phi_{\pm}^{B_1}\rangle. \end{aligned} \quad (\text{S60})$$

Eq. (S60) indicates that $|\phi_+^{B_1}\rangle$ and $|\phi_-^{B_1}\rangle$ generated by $B_1 + B_1$ hybridization have irreps B_{1u} and B_{2g} , respectively, in D_{6h} point group.

(iv) For $B_2 + B_2 \Rightarrow B_{2u} + B_{1g}$ hybridization, the relationships between the character projection operator for B_{1g} and B_{2u} in D_{6h} and B_2 in point group C_{6v} read

$$\begin{aligned} P_{B_{2u}}^{D_{6h}} &= \frac{1}{2} P_{B_2}^{C_{6v}} - \frac{1}{24} \left(\sum_{j=0}^2 C'_{2,j} - \sum_{j=0}^2 C''_{2,j} + i - S_3 - S_3^2 + S_6 + S_6^5 - \sigma_h \right), \\ P_{B_{1g}}^{D_{6h}} &= \frac{1}{2} P_{B_2}^{C_{6v}} + \frac{1}{24} \left(\sum_{j=0}^2 C'_{2,j} - \sum_{j=0}^2 C''_{2,j} + i - S_3 - S_3^2 + S_6 + S_6^5 - \sigma_h \right). \end{aligned} \quad (\text{S61})$$

Using Eq. (S52), Eq. (S61) and

$$\begin{aligned} P_{B_2}^{C_{6v}} |\phi_{\pm}^{B_2}\rangle &= |\phi_{\pm}^{B_2}\rangle, \\ \sigma_h |\phi_{\pm}^{B_2}\rangle &= \pm |\phi_{\pm}^{B_2}\rangle, \quad C_6^i |\phi_{\pm}^{B_2}\rangle = (-1)^i |\phi_{\pm}^{B_2}\rangle, \\ \sigma_{v,i} |\phi_{\pm}^{B_2}\rangle &= -|\phi_{\pm}^{B_2}\rangle, \quad \sigma_{d,i} |\phi_{\pm}^{B_2}\rangle = |\phi_{\pm}^{B_2}\rangle, \end{aligned} \quad (\text{S62})$$

we have

$$\begin{aligned} P_{B_{2u}}^{D_{6h}} |\phi_{\pm}^{B_2}\rangle &= \frac{1}{2} |\phi_{\pm}^{B_2}\rangle \pm \frac{1}{2} |\phi_{\pm}^{B_2}\rangle, \\ P_{B_{1g}}^{D_{6h}} |\phi_{\pm}^{B_2}\rangle &= \frac{1}{2} |\phi_{\pm}^{B_2}\rangle \mp \frac{1}{2} |\phi_{\pm}^{B_2}\rangle. \end{aligned} \quad (\text{S63})$$

Eq. (S63) indicates that $|\phi_+^{B_2}\rangle$ and $|\phi_-^{B_2}\rangle$ generated by $B_2 + B_2$ hybridization have irreps B_{2u} and B_{1g} , respectively, in D_{6h} point group.

(v) For $E_1 + E_1 \Rightarrow E_{1u} + E_{1g}$ hybridization, the relationships between the character projection operator for E_{1u} and E_{1g} in D_{6h} and E_1 in point group C_{6v} read

$$\begin{aligned} P_{E_{1u}}^{D_{6h}} &= \frac{1}{2} P_{E_1}^{C_{6v}} - \frac{2}{24} (2i + S_3 + S_3^2 - S_6 - S_6^5 - 2\sigma_h), \\ P_{E_{1g}}^{D_{6h}} &= \frac{1}{2} P_{E_1}^{C_{6v}} + \frac{2}{24} (2i + S_3 + S_3^2 - S_6 - S_6^5 - 2\sigma_h). \end{aligned} \quad (\text{S64})$$

In C_{6v} monolayer a 2D E_1 state is the eigenstate of C_6 with the corresponding eigenvalue $e^{\pm i\pi/3}$, i.e., $C_6|\phi_{\pm}^{E_1}\rangle = e^{\pm i\pi/3}|\phi_{\pm}^{E_1}\rangle$. Using Eq. (S52), Eq. (S64) and

$$P_{E_1}^{C_{6v}}|\phi_{\pm}^{E_1}\rangle = |\phi_{\pm}^{E_1}\rangle, \quad \sigma_h|\phi_{\pm}^{E_1}\rangle = \pm|\phi_{\pm}^{E_1}\rangle, \quad C_6^j|\phi_{\pm}^{E_1}\rangle = (e^{\pm i\pi/3})^j|\phi_{\pm}^{E_1}\rangle, \quad (\text{S65})$$

we have

$$\begin{aligned} P_{E_{1u}}^{D_{6h}}|\phi_{\pm}^{E_1}\rangle &= \frac{1}{2}|\phi_{\pm}^{E_1}\rangle \pm \frac{1}{2}|\phi_{\pm}^{E_1}\rangle, \\ P_{E_{1g}}^{D_{6h}}|\phi_{\pm}^{E_1}\rangle &= \frac{1}{2}|\phi_{\pm}^{E_1}\rangle \mp \frac{1}{2}|\phi_{\pm}^{E_1}\rangle. \end{aligned} \quad (\text{S66})$$

Eq. (S66) indicates that $|\phi_{+}^{E_1}\rangle$ and $|\phi_{-}^{E_1}\rangle$ generated by $E_1 + E_1$ hybridization have irreps E_{1u} and E_{1g} , respectively, in D_{6h} point group.

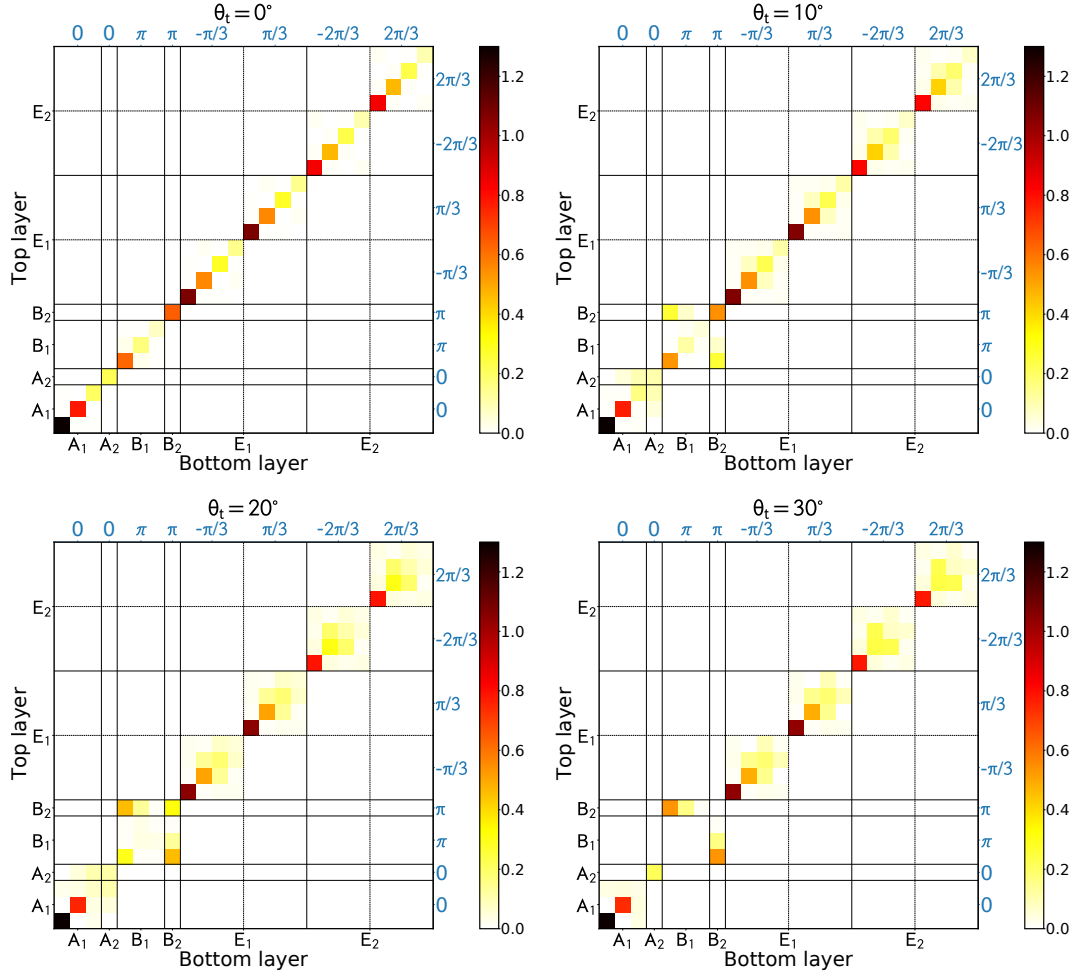


FIG. S4. Interlayer hybridization matrix elements with their absolute values $|\langle\varphi_{ir,\theta}^b|U|\varphi_{ir',\theta'}^t\rangle|$ of size-2 quantum dot structures in unit of eV from p_z orbital TB model, for untwisted BG with $\theta_t = 0^\circ$, twisted BG with $\theta_t = 10^\circ$, twisted BG with $\theta_t = 20^\circ$, and graphene quasicrystal with $\theta_t = 30^\circ$. These eigenstates of the two layers $\varphi_{ir,\theta}^b$ and $\varphi_{ir',\theta'}^t$ are classified by the irreducible representation (ir) of C_{6v} and θ in the eigenvalue $e^{i\theta}$ of rotation operation C_6 .

(vi) For $E_2 + E_2 \Rightarrow E_{2g} + E_{2u}$ hybridization, the relationships between the character projection operator for E_{2g} and E_{2u} in D_{6h} and E_2 in point group C_{6v} read

$$\begin{aligned} P_{E_{2g}}^{D_{6h}} &= \frac{1}{2}P_{E_2}^{C_{6v}} + \frac{2}{24}(2i - S_3 - S_3^2 - S_6 - S_6^5 + 2\sigma_h), \\ P_{E_{2u}}^{D_{6h}} &= \frac{1}{2}P_{E_2}^{C_{6v}} - \frac{2}{24}(2i - S_3 - S_3^2 - S_6 - S_6^5 + 2\sigma_h). \end{aligned} \quad (\text{S67})$$

In C_{6v} monolayer a 2D E_2 state is the eigenstate of C_6 with the corresponding eigenvalue $e^{\pm i2\pi/3}$, i.e., $C_6|\phi_{\pm}^{E_2}\rangle = e^{\pm i2\pi/3}|\phi_{\pm}^{E_2}\rangle$. Using Eq. (S52), Eq. (S67) and

$$P_{E_2}^{C_{6v}}|\phi_{\pm}^{E_2}\rangle = |\phi_{\pm}^{E_2}\rangle, \quad \sigma_h|\phi_{\pm}^{E_2}\rangle = \pm|\phi_{\pm}^{E_2}\rangle, \quad C_6^j|\phi_{\pm}^{E_2}\rangle = (e^{\pm i2\pi/3})^j|\phi_{\pm}^{E_2}\rangle, \quad (\text{S68})$$

we have

$$\begin{aligned} P_{E_{2g}}^{D_{6h}}|\phi_{\pm}^{E_2}\rangle &= \frac{1}{2}|\phi_{\pm}^{E_2}\rangle \pm \frac{1}{2}|\phi_{\pm}^{E_2}\rangle, \\ P_{E_{2u}}^{D_{6h}}|\phi_{\pm}^{E_2}\rangle &= \frac{1}{2}|\phi_{\pm}^{E_2}\rangle \mp \frac{1}{2}|\phi_{\pm}^{E_2}\rangle. \end{aligned} \quad (\text{S69})$$

Eq. (S69) indicates that $|\phi_{+}^{E_2}\rangle$ and $|\phi_{-}^{E_2}\rangle$ generated by $E_2 + E_2$ hybridization have irreps E_{2g} and E_{2u} , respectively, in D_{6h} point group.

S4. NUMERICAL METHODS

S4.1. p_z orbital TB model

In the p_z orbital based TB model, the hopping energy between site i and j is determined by[1]

$$t(\mathbf{r}_{ij}) = n^2 V_{pp\sigma}(|\mathbf{r}_{ij}|) + (1 - n^2) V_{pp\pi}(|\mathbf{r}_{ij}|), \quad (\text{S70})$$

where n is the direction cosine of relative position vector \mathbf{r}_{ij} with respect to the z axis. The Slater-Koster parameters $V_{pp\sigma}$ and $V_{pp\pi}$ read

$$\begin{aligned} V_{pp\pi}(|\mathbf{r}_{ij}|) &= -\gamma_0 e^{2.218(b-|\mathbf{r}_{ij}|)} F_c(|\mathbf{r}_{ij}|), \\ V_{pp\sigma}(|\mathbf{r}_{ij}|) &= \gamma_1 e^{2.218(h-|\mathbf{r}_{ij}|)} F_c(|\mathbf{r}_{ij}|), \end{aligned} \quad (\text{S71})$$

where γ_0 and γ_1 are 2.7 eV and 0.48 eV, respectively, $b = 1.42$ Å is the nearest intralayer carbon-carbon distance, and F_c is a smooth function

$$F_c(r) = (1 + e^{(r-0.265)/5})^{-1}. \quad (\text{S72})$$

In our calculations, a large cutoff carbon-carbon distance for the hopping energy is adopted upto 5 Å. In this p_z orbital based TB model, the van der Waals interaction has been included in the interlayer hopping. The p_z orbital TB model has been widely used to predict the electronic structures and exotic states [2–11] in good accordance with experimental results[3, 4, 6, 8] in twisted bilayer graphene systems. Using the p_z orbital based TB model in Eqs. (S70) and (S71), we calculate the hybridization matrix elements within the basis functions of C_6 in size-2 and size-8 quantum dot structures, as shown in Fig. S4 and Fig. S5, respectively, including the D_{6h} untwisted BG structures with $\theta_t = 0^\circ$, D_6 twisted BG structures with $\theta_t = 10^\circ$ and $\theta_t = 20^\circ$, and D_{6d} graphene quasicrystal structures with $\theta_t = 30^\circ$. The mapped distributions of these nonzero hybridization matrix elements manifest the corresponding hybridization selection rules of the three BG systems.

S4.2. Wannier orbital TB model

The Wannier orbital TB model in twisted BG is proposed by Fang and Kaxiras[12]. Compared with the p_z -orbital TB model, the Wannier orbital TB model can reproduce the electronic structure of DFT calculations on twisted bilayer graphene accurately even in higher energy region without increasing the computational cost. In this model, the intralayer hopping energies up to the eighth nearest neighbors, which are -2.8922 eV, 0.2425 eV, -0.2656 eV, 0.0235 eV, 0.0524 eV, -0.0209 eV, -0.0148 eV and -0.0211 eV from the first to eighth nearest neighbors, respectively, are used to describe the Hamiltonian of graphene monolayer. The interlayer hopping in a functional form depending on both distance and orientation reads [12]

$$t(\mathbf{r}) = V_0(r) + V_3(r)[\cos(3\theta_{12}) + \cos(3\theta_{21})] + V_6(r)[\cos(6\theta_{12}) + \cos(6\theta_{21})], \quad (\text{S73})$$

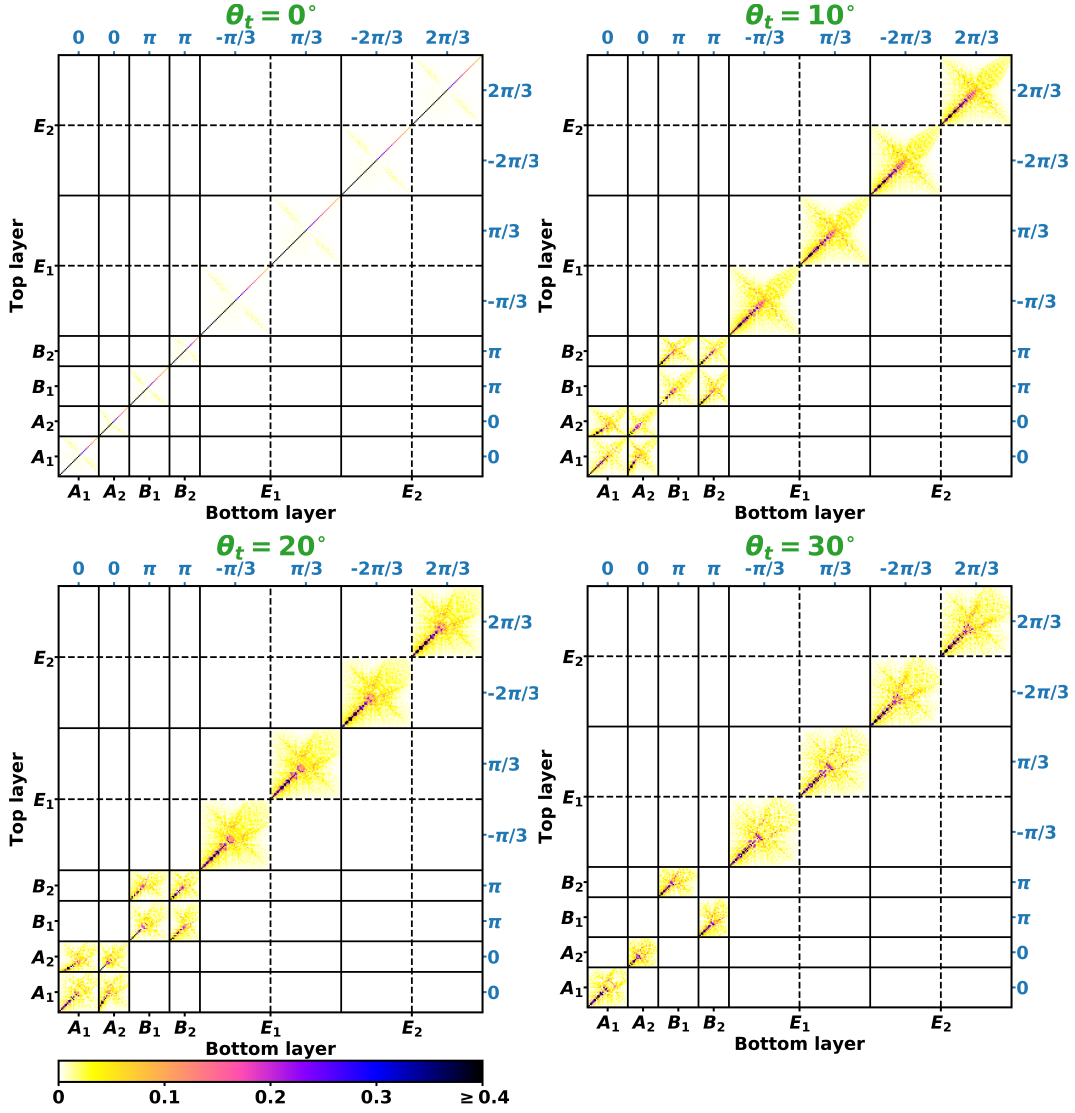


FIG. S5. Interlayer hybridization matrix elements with their absolute values $|\langle \varphi_{ir,\theta}^b | U | \varphi_{ir',\theta'}^t \rangle|$ of size-8 quantum dot structures in unit of eV from p_z orbital TB model, for untwisted BG with $\theta_t = 0^\circ$, twisted BG with $\theta_t = 10^\circ$, twisted BG with $\theta_t = 20^\circ$, and graphene quasicrystal with $\theta_t = 30^\circ$. These eigenstates of the two layers $\varphi_{ir,\theta}^b$ and $\varphi_{ir',\theta'}^t$ are classified by the irreducible representation (ir) of C_{6v} and θ in the eigenvalue $e^{i\theta}$ of rotation operation C_6 .

where \mathbf{r} is the in-plane part of the vector connecting two sites, $r = |\mathbf{r}|$ describes the projected distance between two Wannier functions, and θ_{12} and θ_{21} are the angles between the projected interlayer bond and the in-plane nearest-neighbor bonds, describing the relative orientation of the two Wannier functions. The three radial functions in Eq. (S73) depend on ten hopping parameters ($\bar{r} = r/a$), as follows:

$$\begin{aligned}
 V_0(r) &= \lambda_0 e^{-\xi_0 \bar{r}^2} \cos(\kappa_0 \bar{r}), \\
 V_3(r) &= \lambda_3 \bar{r}^2 e^{-\xi_3 (\bar{r} - x_3)^2}, \\
 V_6(r) &= \lambda_6 e^{-\xi_6 (\bar{r} - x_6)^2} \sin(\kappa_6 \bar{r}),
 \end{aligned} \tag{S74}$$

where related parameters are listed in Tab. S6. Using the Wannier orbital TB model in Eqs. (S73) and (S74), we calculate the hybridization matrix elements within the basis functions of C_6 in size-2 and size-8 quantum dot structures, as shown in Fig. S6 and Fig. S7, respectively, including the D_{6h} untwisted BG structures with $\theta_t = 0^\circ$, D_6 twisted BG structures with $\theta_t = 10^\circ$ and $\theta_t = 20^\circ$, and D_{6d} graphene quasicrystal structures with $\theta_t = 30^\circ$. The mapped distributions of these nonzero hybridization matrix elements manifest the corresponding hybridization selection rules of the three BG systems and hence also agree well with the results from the p_z orbital TB model.

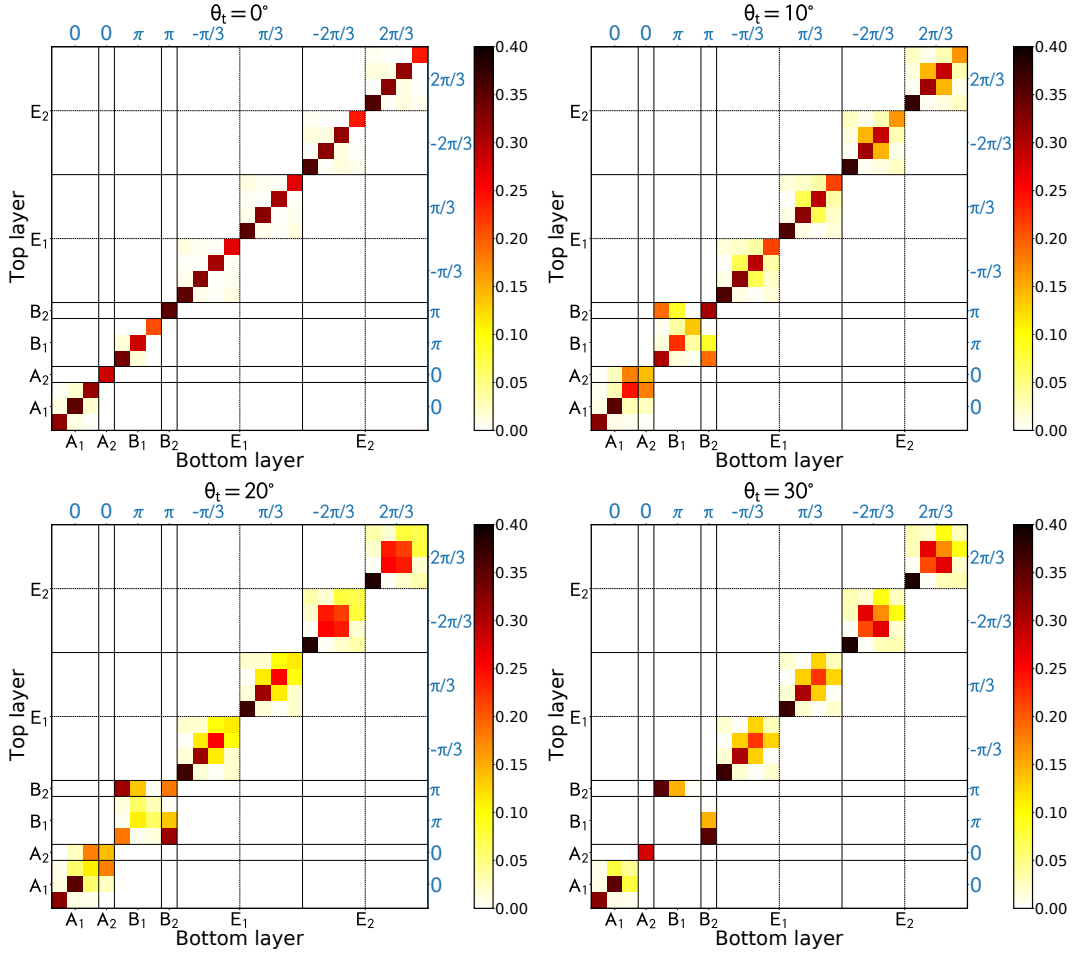


FIG. S6. Interlayer hybridization matrix elements with their absolute values $|\langle \varphi_{ir,\theta}^b | U | \varphi_{ir',\theta'}^t \rangle|$ of size-2 quantum dot structures in unit of eV from Wannier orbital TB model, for untwisted BG with $\theta_t = 0^\circ$, twisted BG with $\theta_t = 10^\circ$, twisted BG with $\theta_t = 20^\circ$, and graphene quasicrystal with $\theta_t = 30^\circ$. These eigenstates of the two layers $\varphi_{ir,\theta}^b$ and $\varphi_{ir',\theta'}^t$ are classified by the irreducible representation (*ir*) of C_{6v} and θ in the eigenvalue $e^{i\theta}$ of rotation operation C_6 .

TABLE S6. The ten interlayer hopping parameters in units of eV[12].

λ_0	ξ_0	κ_0	λ_3	ξ_3	x_3	λ_6	ξ_6	x_6	κ_6
0.310	1.750	1.990	-0.068	3.286	0.500	-0.008	2.727	1.217	1.562

S4.3. Density functional theory

The density functional theory (DFT) calculations are implemented in SIESTA code[13]. Firstly, graphene monolayer quantum dot, inside a $30 \text{ \AA} \times 30 \text{ \AA} \times 15 \text{ \AA}$ box avoiding the interaction between adjacent images, is relaxed till the maximal force less than 0.04 eV/\AA under the GGA-PBE functional and double zeta polarization (DZP) basis sets. Secondly, we perform the self-consistent calculations on the size-2 untwisted and twisted BG quantum dots inside a $30 \text{ \AA} \times 30 \text{ \AA} \times 30 \text{ \AA}$ box, where two relaxed monolayers are overlaid in z direction with the same twist angle θ_t and the interlayer distance $h = 3.35 \text{ \AA}$ as the value used in p_z orbital and Wannier orbital TB models. The optB88-vdW functional and SZ bases are adopted during the self-consistent calculation. Note that for all DFT calculations, the edge carbon atom are saturated by hydrogen atoms. Finally, the Hamiltonian (H) and overlap (S) matrices are obtained with the help of sisl tool[14]. Because the energy states inside low-energy area have mainly the p_z orbital character, the components with p_z orbital involved are picked up. The eigenstates are obtained by solving the generalized eigen equation $H\phi = \varepsilon S\phi$. After separating the eigen states of each layer according to the irreducible representations of C_{6v} point group and the rotation C_6 , we obtain the interlayer hybridization matrix elements and overlap matrices.

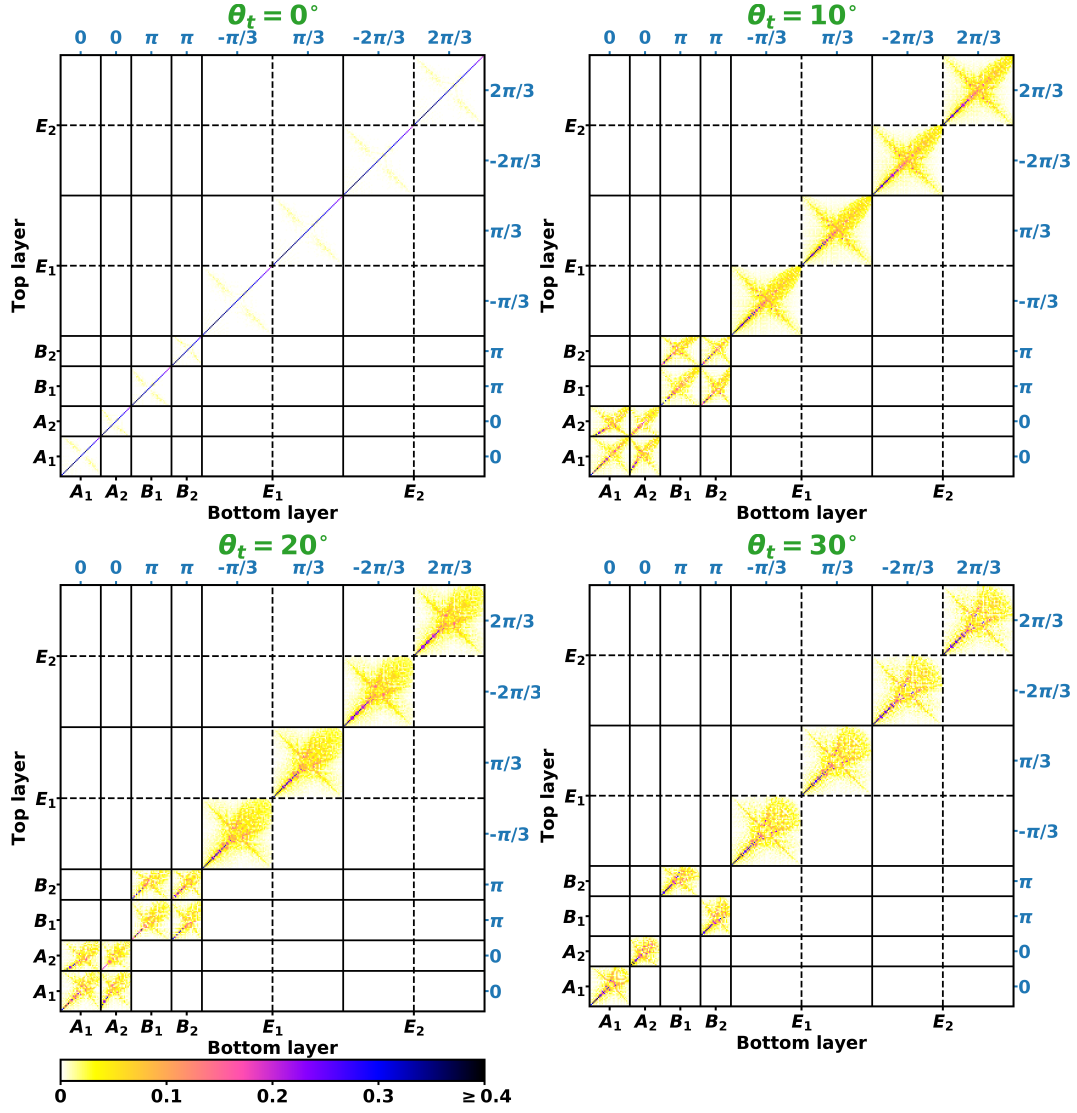


FIG. S7. Interlayer hybridization matrix elements with their absolute values $|\langle \varphi_{ir,\theta}^b | U | \varphi_{ir',\theta'}^t \rangle|$ of size-8 quantum dot structures in unit of eV from Wannier orbital TB model, for untwisted BG with $\theta_t = 0^\circ$, twisted BG with $\theta_t = 10^\circ$, twisted BG with $\theta_t = 20^\circ$, and graphene quasicrystal with $\theta_t = 30^\circ$. These eigenstates of the two layers $\varphi_{ir,\theta}^b$ and $\varphi_{ir',\theta'}^t$ are classified by the irreducible representation (ir) of C_{6v} and θ in the eigenvalue $e^{i\theta}$ of rotation operation C_6 .

Fig. S8 shows the calculated results on a size-2 quantum dot structure, including the D_{6h} untwisted BG structures with $\theta_t = 0^\circ$, D_6 twisted BG structures with $\theta_t = 10^\circ$ and $\theta_t = 20^\circ$, and D_{6d} graphene quasicrystal structures with $\theta_t = 30^\circ$. The mapped distributions of these nonzero hybridization matrix elements manifest the corresponding hybridization selection rules of the three BG systems and hence also agree well with the results from the p_z orbital TB model as well as the Wannier orbital TB model.

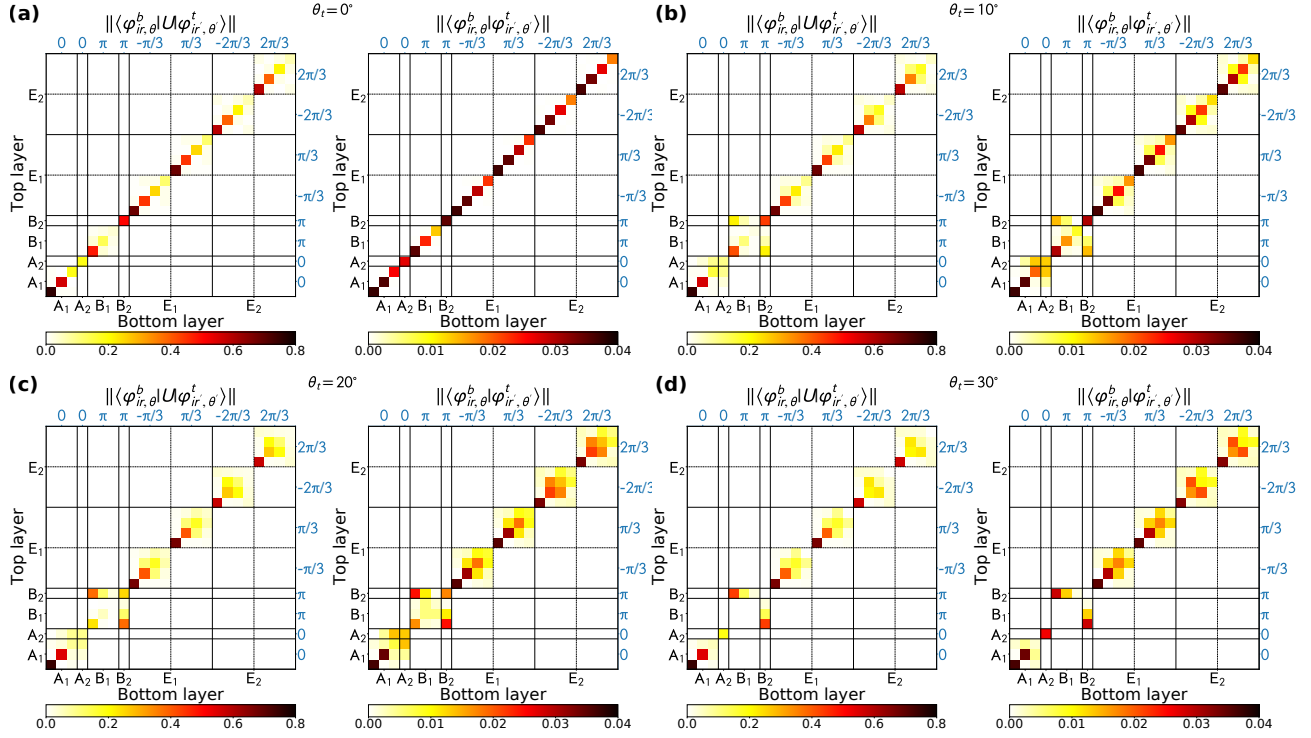


FIG. S8. Interlayer hybridization and overlap matrix elements with their absolute values $|\langle \varphi_{ir,\theta}^b | U | \varphi_{ir',\theta'}^t \rangle|$ and $|\langle \varphi_{ir,\theta}^b | \varphi_{ir',\theta'}^t \rangle|$ for size-2 quantum dot structures in unit of eV from DFT calculations, for (a) untwisted BG with $\theta_t = 0^\circ$, (b) twisted BG with $\theta_t = 10^\circ$, (c) twisted BG with $\theta_t = 20^\circ$, and (d) graphene quasicrystal with $\theta_t = 30^\circ$. These eigenstates of the two layers $\varphi_{ir,\theta}^b$ and $\varphi_{ir',\theta'}^t$ are classified by the irreducible representation (ir) of C_{6v} and θ in the eigenvalue $e^{i\theta}$ of rotation operation C_6 .

S5. ENERGY DEPENDENCE OF HYBRIDIZATION STRENGTH

S5.1. Hamiltonian in momentum space

Within the p_z orbital TB model for both untwisted BG and twisted BG, the Bloch basis functions of the two monolayers are defined as

$$\begin{aligned}
 |\mathbf{k}^b, X^b\rangle &= \frac{1}{\sqrt{N}} \sum_{\mathbf{L}^b} e^{i\mathbf{k}^b \cdot (\mathbf{L}^b + \boldsymbol{\tau}_{X^b}^b)} |\mathbf{L}^b + \boldsymbol{\tau}_{X^b}^b\rangle \quad (\text{Bottom layer}), \\
 |\mathbf{k}^t, X^t\rangle &= \frac{1}{\sqrt{N}} \sum_{\mathbf{L}^t} e^{i\mathbf{k}^t \cdot (\mathbf{L}^t + \boldsymbol{\tau}_{X^t}^t)} |\mathbf{L}^t + \boldsymbol{\tau}_{X^t}^t\rangle \quad (\text{Top layer}),
 \end{aligned} \tag{S75}$$

where N is the normalization factor, $\mathbf{L}^b = n_1^b \mathbf{a}_1^b + n_2^b \mathbf{a}_2^b$ ($\mathbf{L}^t = n_1^t \mathbf{a}_1^t + n_2^t \mathbf{a}_2^t$) is the unit cell vector, and $|\mathbf{L}^b + \boldsymbol{\tau}_{X^b}^b\rangle$ ($|\mathbf{L}^t + \boldsymbol{\tau}_{X^t}^t\rangle$) denotes the p_z orbital located at sublattice X^b (X^t) in unit cell \mathbf{L}^b (\mathbf{L}^t). The intralayer matrix elements inside the two graphene monolayers respectively read

$$\begin{aligned}
 \langle \mathbf{k}^b, X^b | H_0^b | \mathbf{k}^{b'}, X^{b'} \rangle &= \delta_{\mathbf{k}^b, \mathbf{k}^{b'}} \sum_{\mathbf{L}^b} t(\mathbf{L}^b + \boldsymbol{\tau}_{X^{b'}}^b - \boldsymbol{\tau}_{X^b}^b) e^{i\mathbf{k}^b \cdot (\mathbf{L}^b + \boldsymbol{\tau}_{X^b}^b)}, \\
 \langle \mathbf{k}^t, X^t | H_0^t | \mathbf{k}^{t'}, X^{t'} \rangle &= \delta_{\mathbf{k}^t, \mathbf{k}^{t'}} \sum_{\mathbf{L}^t} t(\mathbf{L}^t + \boldsymbol{\tau}_{X^{t'}}^t - \boldsymbol{\tau}_{X^t}^t) e^{i\mathbf{k}^t \cdot (\mathbf{L}^t + \boldsymbol{\tau}_{X^t}^t)},
 \end{aligned} \tag{S76}$$

where $\boldsymbol{\tau}_{X^{b'}, X^b}^b = \boldsymbol{\tau}_{X^{b'}}^b - \boldsymbol{\tau}_{X^b}^b$ and $\boldsymbol{\tau}_{X^{t'}, X^t}^t = \boldsymbol{\tau}_{X^{t'}}^t - \boldsymbol{\tau}_{X^t}^t$. The interlayer matrix element reads[5, 7, 15]

$$\langle \mathbf{k}^b, X^b | U | \mathbf{k}^t, X^t \rangle = \sum_{\mathbf{G}^b, \mathbf{G}^t} T(|\mathbf{k}^b + \mathbf{G}^b|) e^{i\mathbf{G}^b \cdot \boldsymbol{\tau}_{X^b}^b} e^{-i\mathbf{G}^t \cdot \boldsymbol{\tau}_{X^t}^t} \delta_{\mathbf{k}^b + \mathbf{G}^b, \mathbf{k}^t + \mathbf{G}^t}, \tag{S77}$$

where $T(|\mathbf{k}^b + \mathbf{G}^b|)$ is the xy -plane Fourier transforms of interlayer hopping function $t(\mathbf{r}_{xy} + h\hat{e}_z)$ at $\mathbf{k}^b + \mathbf{G}^b$, $\mathbf{G}^b = m^b \mathbf{b}_1^b + n^b \mathbf{b}_2^b$, and $\mathbf{G}^t = m^t \mathbf{b}_1^t + n^t \mathbf{b}_2^t$, with two reciprocal lattice vectors $\mathbf{b}_1^{b/t}$ and $\mathbf{b}_2^{b/t}$ for two monolayers and

the integers $m^{b/t}$ and $n^{b/t}$. The in-plane Fourier transform $T(\mathbf{q})$ of the interlayer hopping $t(\mathbf{r})$ at \mathbf{q} is defined as

$$T(\mathbf{q}) = \frac{1}{S} \int t(\mathbf{r}_{xy} + h\hat{\mathbf{e}}_z) e^{-i\mathbf{q} \cdot \mathbf{r}_{xy}} d\mathbf{r}_{xy}, \quad (\text{S78})$$

where S is the area of the unit cell in graphene, and $\hat{\mathbf{e}}_z$ is the unit vector along z axis. Eq. (S77) indicates that only the Bloch bases of the two monolayers with the wave vectors satisfying $\mathbf{k}^b + \mathbf{G}^b = \mathbf{k}^t + \mathbf{G}^t$ are nonzero. This wave-vector-dependent interlayer coupling condition $\mathbf{k}^b + \mathbf{G}^b = \mathbf{k}^t + \mathbf{G}^t$ can be rewritten as [16–18]

$$\mathbf{k}^b - \mathbf{k}^t = m\mathbf{g}_1 + n\mathbf{g}_2, \quad (\text{S79})$$

where m and n are two arbitrary integer values, and \mathbf{g}_1 and \mathbf{g}_2 take the forms as

$$\begin{aligned} \mathbf{g}_1 &= \mathbf{b}_1^b - \mathbf{b}_1^t, \\ \mathbf{g}_2 &= \mathbf{b}_2^b - \mathbf{b}_2^t. \end{aligned} \quad (\text{S80})$$

S5.2. Hybridization strength near the Fermi level

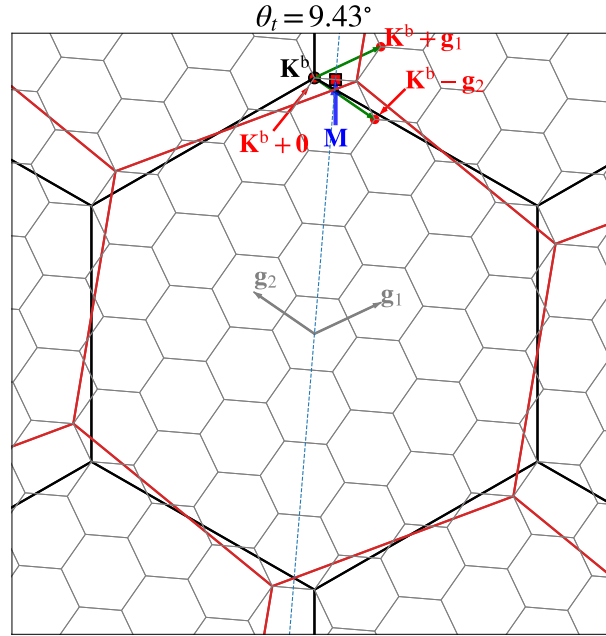


FIG. S9. Reciprocal lattice vectors and Brillouin zones in the twisted BG with $\theta_t = 9.43^\circ$. Black and red big hexagons are the Brillouin zones of the bottom and top graphene, respectively. Gray hexagon network is the Brillouin zone of twisted BG with \mathbf{g}_1 and \mathbf{g}_2 as its reciprocal lattice vectors. The wave-vector-dependent interlayer coupling condition in Eqs. (S79) and (S80) requires that the Bloch function from the bottom layer at $\mathbf{k}^b = \mathbf{K}^b$ mainly couple with three Bloch functions from the top layer at $\mathbf{k}^t = \mathbf{K}^b + \mathbf{0}$, $\mathbf{K}^b + \mathbf{g}_1$, and $\mathbf{K}^b - \mathbf{g}_2$. If the equal wave vectors \mathbf{k}^b and \mathbf{k}^t are on the blue dashed line across M point, the Bloch functions of the two monolayers have the same energy. On the blue dashed line, M point is closest to the Dirac points \mathbf{K}^b and \mathbf{K}^t .

As shown in Fig. 2(c) in main text, the energy-dependent hybridization strength shows two characteristics: (i) the hybridization strengths in twisted BG are weak near the Fermi level except a large strength in AA-stacking BG, and (ii) an electron-hole asymmetry of hybridization strength with stronger interlayer coupling for holes appears in high-energy areas. In this subsection, we discuss the physics supporting the first characteristic. We consider a commensurate twisted BG with $\theta_t = 9.43^\circ$ as an example. Fig. S9 shows the reciprocal lattice vectors and Brillouin zones of two graphene monolayers in the twisted BG with $\theta_t = 9.43^\circ$. According to the wave-vector-dependent interlayer coupling condition in Eqs. (S79) and (S80), the Dirac point \mathbf{K}^b of the bottom layer can couple with the \mathbf{k}^t points of the top layer mainly at $\mathbf{k}^t = \mathbf{K}^b + \mathbf{0}$, $\mathbf{K}^b + \mathbf{g}_1$ and $\mathbf{K}^b - \mathbf{g}_2$, and the coupling strengths between \mathbf{K}^b and the above three \mathbf{k}^t points are the same, i.e., $T(|\mathbf{K}^b|) \sim 0.11$ eV [19, 20]. The corresponding hybridization-generated

band structures together with hybridization strengths of the twisted BG with $\theta_t = 9.43^\circ$ are plotted in Fig. S10(a), where the color represents the interlayer hybridization strength $\Delta\varepsilon$ in Eq. (6) of main text, and the black dash lines represent the Dirac band structures of the Hamiltonians H_0^b and H_0^t of graphene monolayers. As we can see, the hybridization strengths around \mathbf{K}^b and \mathbf{K}^t (near the Fermi level) are indeed weak and the hybridization strengths around M inside relatively high energy areas are obviously stronger in Fig. S10(a). The weak strength near the Fermi level can be well explained by the second-order non-degenerate perturbation theory, where the first-order energy correction is $E_n^{(1)} = \langle \varphi_n^{(0)} | U | \varphi_n^{(0)} \rangle$ with the wave function of ground state $|\varphi_n^{(0)}\rangle$ of unperturbed Hamiltonian H_0 , and the second-order energy correction $E_n^{(2)}$ reads

$$E_n^{(2)} = \sum_{m \neq n} \frac{|\langle \varphi_m^{(0)} | U | \varphi_n^{(0)} \rangle|^2}{E_n^{(0)} - E_m^{(0)}}. \quad (\text{S81})$$

The wave-vector-dependent interlayer coupling condition in Eqs. (S79) and (S80) indicates the direct interlayer coupling between $\mathbf{k}^b = \mathbf{K}^b$ and $\mathbf{k}^t = \mathbf{K}^t$ points is not allowed, i.e., the first-order energy correction $E_n^{(1)}$ is zero. Around \mathbf{K}^b and \mathbf{K}^t , the energy differences between the two Dirac linear bands (denoted by dash lines) are about 1.33 eV and 1.49 eV in Fig. S10(a), and the coupling strength $|\langle \varphi_m^{(0)} | U | \varphi_n^{(0)} \rangle|$ is 0.11 eV[19, 20], and hence the second-order energy correction $E_n^{(2)}$ will be very small in Eq. (S81). Consequently, the hybridization strength is very weak near the Fermi level.

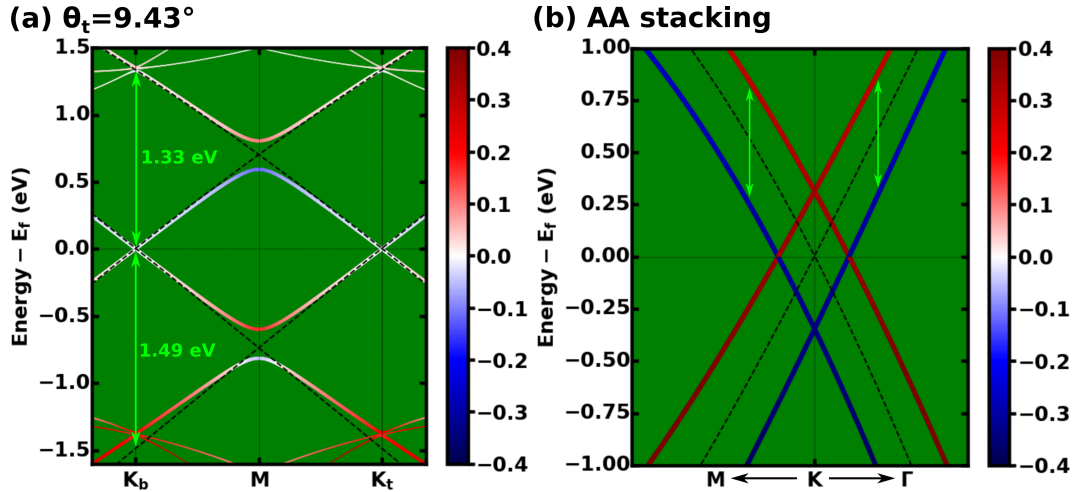


FIG. S10. (a) The calculated unfolded band structures for twisted BG with $\theta_t = 9.43^\circ$ and (b) the calculated band structures for AA stacking BG, where the color denotes the interlayer hybridization strength $\Delta\varepsilon$, and black dashed lines stand for the band structures of the bottom and top graphene monolayers.

For these k-points on the blue dashed line in Fig. S9, the states from the two monolayers have the same energy, and the first-order degenerate perturbation theory can be applied to illustrate the relatively large hybridization strength near the blue dashed line. According to the first-order degenerate perturbation theory, the original degenerate energy bands are split, and hence the hybridization strength is relatively large, such as the hybridization strength (denoted by the color) around M point in Fig. S10(a). For AA stacking BG, the energy bands (dashed lines) for the top and bottom monolayers are degenerate at all k-points, and hence the degenerate energy bands are split with the energy difference denoted by the green double arrow and the relatively large hybridization strength at each k-point, as shown in Fig. S10(b), as a result of the first-order degenerate perturbation theory.

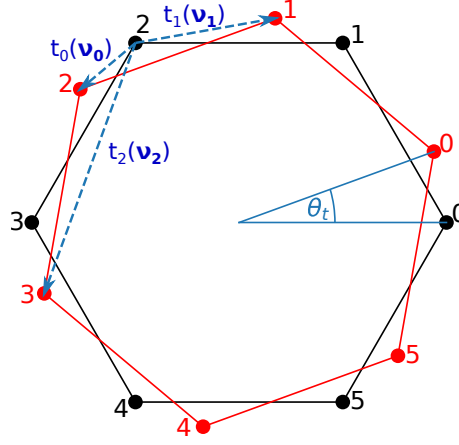


FIG. S11. Two six-carbon rings with a twist angle of θ_t , where the bottom and top rings are denoted by black and red colors respectively, t_0 , t_1 and t_2 are the interlayer NN, NNN and TNN hoppings, respectively, and ν_0 , ν_1 , and ν_2 are the interlayer NN, NNN and TNN displacements, respectively.

S5.3. Electron-hole asymmetrical hybridization strength inside high energy area

S5.3.1. A toy model of two six-carbon rings as a starting point

Fig. S11 shows the structure of two six-carbon rings. The Hamiltonian of the twisted two six-carbon rings (see Fig. S11) reads

$$H = \begin{bmatrix} H_0^b & U \\ U^\dagger & H_0^t \end{bmatrix}, \quad (\text{S82})$$

where H_0^b and H_0^t are the Hamiltonians of the bottom and top rings, respectively, and U is the interlayer coupling. For simplicity we consider the nearest-neighbour approximation within the monolayers and write H_0^b and H_0^t as

$$H_0^b = H_0^t = \begin{bmatrix} 0 & -t & 0 & 0 & 0 & -t \\ -t & 0 & -t & 0 & 0 & 0 \\ 0 & -t & 0 & -t & 0 & 0 \\ 0 & 0 & -t & 0 & -t & 0 \\ 0 & 0 & 0 & -t & 0 & -t \\ -t & 0 & 0 & 0 & -t & 0 \end{bmatrix}, \quad (\text{S83})$$

where $-t$ is the nearest-neighbour hopping energy. The interlayer coupling U within the third-nearest-neighbor approximation of the interlayer hoppings is written as

$$U = \begin{bmatrix} t_0 & t_2 & 0 & 0 & 0 & t_1 \\ t_1 & t_0 & t_2 & 0 & 0 & 0 \\ 0 & t_1 & t_0 & t_2 & 0 & 0 \\ 0 & 0 & t_1 & t_0 & t_2 & 0 \\ 0 & 0 & 0 & t_1 & t_0 & t_2 \\ t_2 & 0 & 0 & 0 & t_1 & t_0 \end{bmatrix}, \quad (\text{S84})$$

where t_0 , t_1 and t_2 are the nearest-neighbor (NN), next-nearest-neighbor (NNN) and third-nearest-neighbor (TNN) interlayer hoppings, respectively, as shown in Fig. S11. From Eqs. (S70) and (S71), one can find that all t_0 , t_1 and t_2 are positive. In addition, for untwisted case with $\theta_t = 0^\circ$, $t_0 > t_1 = t_2 > 0$, and for $\theta_t = 30^\circ$, $t_0 = t_1 \gg t_2 \sim 0$.

The real eigenvalues ϵ and eigenvectors ψ for H_0^b and H_0^t in Eq. (S83) read

$$\begin{aligned}
 A_1 : \quad \psi_0^{b/t} &= \frac{1}{\sqrt{6}}(1, 1, 1, 1, 1, 1)^T \quad (\epsilon = -2t), \\
 E_1 : \quad \psi_1^{b/t} &= \frac{1}{2}(-1, -1, 0, 1, 1, 0)^T \quad (\epsilon = -t), \\
 E_1 : \quad \psi_2^{b/t} &= \frac{1}{2}(1, 0, -1, -1, 0, 1)^T \quad (\epsilon = -t), \\
 E_2 : \quad \psi_3^{b/t} &= \frac{1}{2}(-1, 1, 0, -1, 1, 0)^T \quad (\epsilon = t), \\
 E_2 : \quad \psi_4^{b/t} &= \frac{1}{2}(-1, 0, 1, -1, 0, 1)^T \quad (\epsilon = t), \\
 B_1 : \quad \psi_5^{b/t} &= \frac{1}{\sqrt{6}}(-1, 1, -1, 1, -1, 1)^T \quad (\epsilon = 2t).
 \end{aligned} \tag{S85}$$

Within the basis function of rotation operation C_6 , we rewrite the eigenvectors as

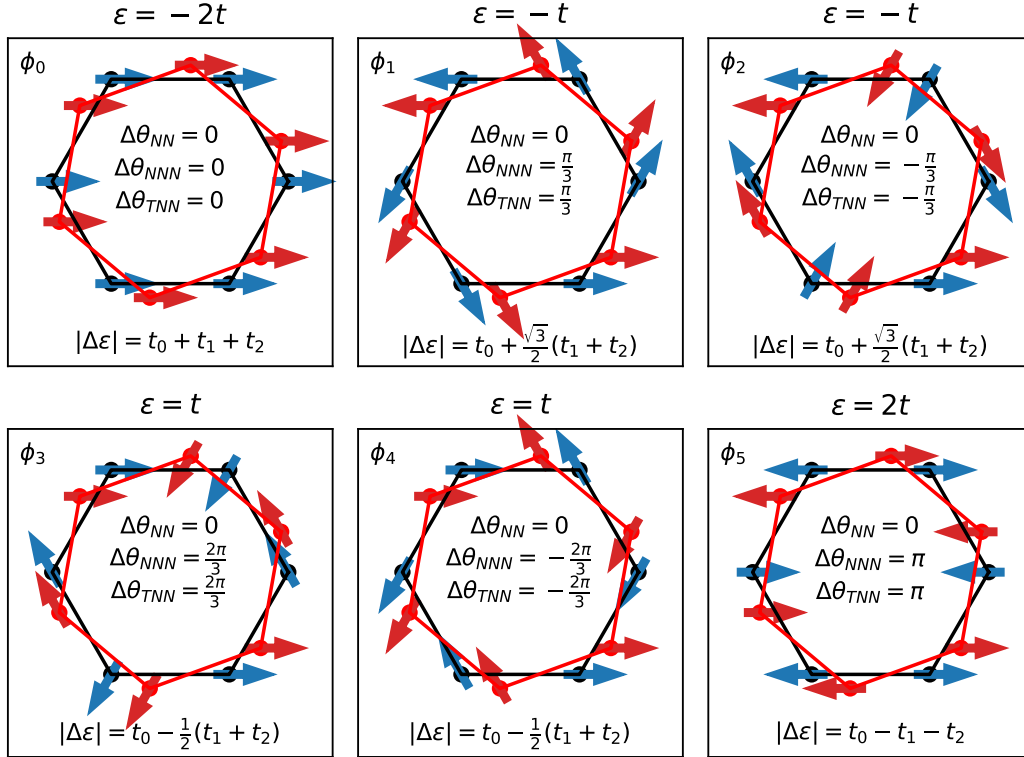


FIG. S12. Phases of 12 eigen states $\phi_i^{b/t}$ (with $i = 0, \dots, 5$, and $\phi_i^{b/t} = \phi_i$) in Eq. (S86) for the two six-carbon rings with a twist angle of θ_t . The wave-function phase difference of hybridization pairing states $\phi_i^{b/t}$ for interlayer NN, NNN and TNN displacements are denoted by $\Delta\theta_{NN}$, $\Delta\theta_{NNN}$ and $\Delta\theta_{TNN}$, respectively. The calculated interlayer hybridization strengths $\Delta\epsilon_{anti}$ (here labeled as $\Delta\epsilon$) and $\Delta\epsilon_{bond}$ (i.e., $-\Delta\epsilon$) in Eq. (S89) decreases with the increasing energy ϵ .

$$\begin{aligned}
A_1, \theta = 0 : \quad \phi_0^{b/t} &= \psi_0^{b/t} = \frac{1}{\sqrt{6}}(1, 1, 1, 1, 1)^T \quad (\epsilon = -2t), \\
E_1, \theta = -\frac{\pi}{3} : \quad \phi_1^{b/t} &= \frac{2}{\sqrt{6}}(e^{-i\frac{\pi}{3}}\psi_1^{b/t} + \psi_2^{b/t}) \quad (\epsilon = -t) \\
&= \frac{1}{\sqrt{6}}(e^{i\frac{\pi}{3}}, e^{i\frac{2\pi}{3}}, e^{i\pi}, e^{-i\frac{2\pi}{3}}, e^{-i\frac{\pi}{3}}, e^{i0})^T, \\
E_1, \theta = \frac{\pi}{3} : \quad \phi_2^{b/t} &= \frac{2}{\sqrt{6}}(e^{i\frac{\pi}{3}}\psi_1^{b/t} + \psi_2^{b/t}) \quad (\epsilon = -t), \\
&= \frac{1}{\sqrt{6}}(e^{-i\frac{\pi}{3}}, e^{-i\frac{2\pi}{3}}, e^{i\pi}, e^{i\frac{2\pi}{3}}, e^{i\frac{\pi}{3}}, e^{i0})^T, \\
E_2, \theta = -\frac{2\pi}{3} : \quad \phi_3^{b/t} &= \frac{2}{\sqrt{6}}(e^{-i\frac{2\pi}{3}}\psi_3^{b/t} + \psi_4^{b/t}) \quad (\epsilon = t), \\
&= \frac{1}{\sqrt{6}}(e^{i\frac{2\pi}{3}}, e^{-i\frac{2\pi}{3}}, e^{i0}, e^{i\frac{2\pi}{3}}, e^{-i\frac{2\pi}{3}}, e^{i0})^T, \\
E_2, \theta = \frac{2\pi}{3} : \quad \phi_4^{b/t} &= \frac{2}{\sqrt{6}}(e^{i\frac{2\pi}{3}}\psi_3^{b/t} + \psi_4^{b/t}) \quad (\epsilon = t), \\
&= \frac{1}{\sqrt{6}}(e^{-i\frac{2\pi}{3}}, e^{i\frac{2\pi}{3}}, e^{i0}, e^{-i\frac{2\pi}{3}}, e^{i\frac{2\pi}{3}}, e^{i0})^T, \\
B_1, \theta = \pi : \quad \phi_5^{b/t} &= \psi_5^{b/t} = \frac{1}{\sqrt{6}}(-1, 1, -1, 1, -1, 1)^T \quad (\epsilon = 2t),
\end{aligned} \tag{S86}$$

where θ is related to the eigenvalue of C_6 , i.e., $C_6\phi_i^{b/t} = e^{i\theta}\phi_i^{b/t}$. Using Eq. (S86) and the hybridization selection rule in Eq. (5) of main text, we can write a uniform formula for an intralayer state as $\phi^{b/t} = (a_0^{b/t}, a_1^{b/t}, a_2^{b/t}, a_3^{b/t}, a_4^{b/t}, a_5^{b/t})^T$ with $\sum_{i=0}^5 |a_i^{b/t}|^2 = 1$. The bonding (−) and anti-bonding (+) states for the intralayer state read

$$\begin{aligned}
\varphi_- &= \frac{1}{\sqrt{2}} \begin{pmatrix} \phi^b \\ -\phi^t \end{pmatrix} = \frac{1}{\sqrt{2}}(a_0^b, a_1^b, a_2^b, a_3^b, a_4^b, a_5^b, -a_0^t, -a_1^t, -a_2^t, -a_3^t, -a_4^t, -a_5^t)^T, \\
\varphi_+ &= \frac{1}{\sqrt{2}} \begin{pmatrix} \phi^b \\ \phi^t \end{pmatrix} = \frac{1}{\sqrt{2}}(a_0^b, a_1^b, a_2^b, a_3^b, a_4^b, a_5^b, a_0^t, a_1^t, a_2^t, a_3^t, a_4^t, a_5^t)^T.
\end{aligned} \tag{S87}$$

The energy for bonding (−) and anti-bonding (+) states read

$$\varepsilon_{\pm} = \varphi_{\pm}^{\dagger} H \varphi_{\pm} = \frac{1}{2}[\phi^b]^{\dagger} H_0^b \phi^b + \frac{1}{2}[\phi^t]^{\dagger} H_0^t \phi^t \pm \frac{1}{2}[\phi^b]^{\dagger} U \phi^t \pm \frac{1}{2}[\phi^t]^{\dagger} U^{\dagger} \phi^b = \frac{1}{2}\varepsilon^b + \frac{1}{2}\varepsilon^t \pm \frac{1}{2}[\phi^b]^{\dagger} U \phi^t \pm \frac{1}{2}[\phi^t]^{\dagger} U^{\dagger} \phi^b. \tag{S88}$$

Then, the corresponding interlayer hybridization strengths for the two states are

$$\begin{aligned}
\Delta\varepsilon_{bond} &= -\frac{1}{2}[\phi^b]^{\dagger} U \phi^t - \frac{1}{2}[\phi^t]^{\dagger} U^{\dagger} \phi^b, \\
\Delta\varepsilon_{anti} &= \frac{1}{2}[\phi^b]^{\dagger} U \phi^t + \frac{1}{2}[\phi^t]^{\dagger} U^{\dagger} \phi^b,
\end{aligned} \tag{S89}$$

where $[\phi^b]^{\dagger} U \phi^t$ and $[\phi^t]^{\dagger} U^{\dagger} \phi^b$ takes the form as

$$\begin{aligned}
[\phi^b]^{\dagger} U \phi^t &= \sum_{i=0}^5 t_0(a_i^{b,*} a_i^t) + t_1(a_0^{b,*} a_5^t + a_1^{b,*} a_0^t + a_2^{b,*} a_1^t + a_3^{b,*} a_2^t + a_4^{b,*} a_3^t + a_5^{b,*} a_4^t) \\
&\quad + t_2(a_0^{b,*} a_1^t + a_1^{b,*} a_2^t + a_2^{b,*} a_3^t + a_3^{b,*} a_4^t + a_4^{b,*} a_5^t + a_5^{b,*} a_0^t), \\
[\phi^t]^{\dagger} U^{\dagger} \phi^b &= \sum_{i=0}^5 t_0(a_i^b a_i^{t,*}) + t_1(a_0^b a_5^{t,*} + a_1^b a_0^{t,*} + a_2^b a_1^{t,*} + a_3^b a_2^{t,*} + a_4^b a_3^{t,*} + a_5^b a_4^{t,*}) \\
&\quad + t_2(a_0^b a_1^{t,*} + a_1^b a_2^{t,*} + a_2^b a_3^{t,*} + a_3^b a_4^{t,*} + a_4^b a_5^{t,*} + a_5^b a_0^{t,*}).
\end{aligned} \tag{S90}$$

In Eq. (S90), Eqs. (S84) and (S87) are used. Eq. (S90) is further rewritten as

$$\begin{aligned} [\phi^b]^\dagger U \phi^t &= \sum_{j=0}^5 t_0 (a_{\mathbf{r}_j}^{b,*} a_{\mathbf{r}_j+\boldsymbol{\nu}_0}^t) + \sum_{j=0}^5 t_1 (a_{\mathbf{r}_j}^{b,*} a_{\mathbf{r}_j+\boldsymbol{\nu}_1}^t) + \sum_{j=0}^5 t_2 (a_{\mathbf{r}_j}^{b,*} a_{\mathbf{r}_j+\boldsymbol{\nu}_2}^t), \\ [\phi^t]^\dagger U^\dagger \phi^b &= \sum_{j=0}^5 t_0 (a_{\mathbf{r}_j}^b a_{\mathbf{r}_j+\boldsymbol{\nu}_0}^{t,*}) + \sum_{j=0}^5 t_1 (a_{\mathbf{r}_j}^b a_{\mathbf{r}_j+\boldsymbol{\nu}_1}^{t,*}) + \sum_{j=0}^5 t_2 (a_{\mathbf{r}_j}^b a_{\mathbf{r}_j+\boldsymbol{\nu}_2}^{t,*}), \end{aligned} \quad (\text{S91})$$

where $\boldsymbol{\nu}_0$, $\boldsymbol{\nu}_1$, and $\boldsymbol{\nu}_2$ are the interlayer NN, NNN and TNN displacements. Eqs. (S89) and (S91) indicate that the interlayer hybridization strength $\Delta\varepsilon_{bond}$ and $\Delta\varepsilon_{anti}$ are determined by these interlayer hoppings t_0 , t_1 and t_2 and the wave-function phase difference of hybridization paring states for these NN, NNN and TNN displacements. As shown in Fig. S12 and Eq. (S86), with the increasing energy, i.e., ϕ_i from ϕ_0 to ϕ_5 , the absolute values $|\Delta\theta_{NN}^j|$ (with $e^{i\Delta\theta_{NN}^j} = a_{\mathbf{r}_j}^{b,*} a_{\mathbf{r}_j+\boldsymbol{\nu}_0}^t$) of phase differences $\Delta\theta_{NN}^j$ of each hybridization paring states ϕ_i^b and ϕ_i^t for the interlayer NN displacements are always equal to 0, namely $\Delta\theta_{NN} = 0$. For ϕ_i from ϕ_0 to ϕ_5 , both the absolute values $|\Delta\theta_{NNN}^j|$ (with $e^{i\Delta\theta_{NNN}^j} = a_{\mathbf{r}_j}^{b,*} a_{\mathbf{r}_j+\boldsymbol{\nu}_1}^t$) and $|\Delta\theta_{TNN}^j|$ (with $e^{i\Delta\theta_{TNN}^j} = a_{\mathbf{r}_j}^{b,*} a_{\mathbf{r}_j+\boldsymbol{\nu}_2}^t$) of phase differences $\Delta\theta_{NNN}^j$ and $\Delta\theta_{TNN}^j$ for the interlayer NNN and TNN displacements vary in a form of

$$|\Delta\theta_{NNN}^j| = |\Delta\theta_{TNN}^j| = |\Delta\theta_{NNN}| = |\Delta\theta_{TNN}| = 0 \rightarrow \pi/3 \rightarrow \pi/3 \rightarrow 2\pi/3 \rightarrow 2\pi/3 \rightarrow \pi. \quad (\text{S92})$$

Therefore, with the increasing energy from negative to positive values, the size $\Delta\varepsilon$ of the interlayer hybridization strength for the bonding and anti-bonding states (i.e., $\Delta\varepsilon = \Delta\varepsilon_{anti} = -\Delta\varepsilon_{bond}$) vary with

$$\Delta\varepsilon = t_0 + t_1 + t_2 \rightarrow t_0 + \sqrt{3}(t_1 + t_2)/2 \rightarrow t_0 + \sqrt{3}(t_1 + t_2)/2 \rightarrow t_0 - (t_1 + t_2)/2 \rightarrow t_0 - (t_1 + t_2)/2 \rightarrow t_0 - t_1 - t_2. \quad (\text{S93})$$

Eq. (S93) indicates t_1 , t_2 , $\Delta\theta_{NNN}^j$ and $\Delta\theta_{TNN}^j$ are responsible for the electron-hole asymmetry of the interlayer hybridization with the stronger hybridization strength for holes in the structure of two six-carbon rings.

S5.3.2. Generalized formula for hybridization strength in an arbitrary BG system

For an arbitrary BG system including $2N$ atoms with N as the number of atoms in one monolayer and a given twist angle $\theta_t \neq 0^\circ$ (twisted) or $\theta_t = 0^\circ$ (untwisted), the interlayer NN hopping (t_0), NNN hopping (t_1) and TNN hopping (t_2) are determined by Eqs. (S70) and (S71). The hybridization paring states $\phi^{b/t}$ are written as

$$\phi^{b/t} = (a_0^{b/t}, a_1^{b/t}, \dots, a_{N-1}^{b/t})^T, \quad (\text{S94})$$

where $\sum_{i=0}^{N-1} |a_i^{b/t}|^2 = 1$. The bonding ($-$) and anti-bonding ($+$) states for the intralayer state read

$$\begin{aligned} \varphi_- &= \frac{1}{\sqrt{2}} \begin{pmatrix} \phi^b \\ -\phi^t \end{pmatrix} = \frac{1}{\sqrt{2}} (a_0^b, a_1^b, \dots, a_{N-1}^b, -a_0^t, -a_1^t, \dots, -a_{N-1}^t)^T, \\ \varphi_+ &= \frac{1}{\sqrt{2}} \begin{pmatrix} \phi^b \\ \phi^t \end{pmatrix} = \frac{1}{\sqrt{2}} (a_0^b, a_1^b, \dots, a_{N-1}^b, a_0^t, a_1^t, \dots, a_{N-1}^t)^T. \end{aligned} \quad (\text{S95})$$

The interlayer hybridization strengths of bonding and anti-bonding states have the same forms as Eq. (S89), where $[\phi^b]^\dagger U \phi^t$ and $[\phi^t]^\dagger U^\dagger \phi^b$ for the arbitrary BG system including $2N$ atoms can be written as

$$\begin{aligned} [\phi^b]^\dagger U \phi^t &= \sum_{j=0}^{N-1} \sum_{\boldsymbol{\nu}_0} t_0 (a_{\mathbf{r}_j}^{b,*} a_{\mathbf{r}_j+\boldsymbol{\nu}_0}^t) + \sum_{j=0}^{N-1} \sum_{\boldsymbol{\nu}_1} t_1 (a_{\mathbf{r}_j}^{b,*} a_{\mathbf{r}_j+\boldsymbol{\nu}_1}^t) + \sum_{j=0}^{N-1} \sum_{\boldsymbol{\nu}_2} t_2 (a_{\mathbf{r}_j}^{b,*} a_{\mathbf{r}_j+\boldsymbol{\nu}_2}^t), \\ [\phi^t]^\dagger U^\dagger \phi^b &= \sum_{j=0}^{N-1} \sum_{\boldsymbol{\nu}_0} t_0 (a_{\mathbf{r}_j}^b a_{\mathbf{r}_j+\boldsymbol{\nu}_0}^{t,*}) + \sum_{j=0}^{N-1} \sum_{\boldsymbol{\nu}_1} t_1 (a_{\mathbf{r}_j}^b a_{\mathbf{r}_j+\boldsymbol{\nu}_1}^{t,*}) + \sum_{j=0}^{N-1} \sum_{\boldsymbol{\nu}_2} t_2 (a_{\mathbf{r}_j}^b a_{\mathbf{r}_j+\boldsymbol{\nu}_2}^{t,*}). \end{aligned} \quad (\text{S96})$$

The hybridization paring states $\phi^{b/t}$ are the same for equivalent and mixed hybridizations according to the hybridization selection rules in Table I of main text, and hence the interlayer NN phase difference $\Delta\theta_{NN}^j$ is always 0, i.e.,

$a_{\mathbf{r}_j}^{b,*} a_{\mathbf{r}_j+\boldsymbol{\nu}_0}^t = 1$, in Eq. (S96). As a result, with the increasing energy, the hybridization strength $\Delta\varepsilon$ is changed by the interlayer non-nearest-neighbor hoppings t_1 and t_2 and phase differences $\Delta\theta_{NN}^j$ (with $e^{i\Delta\theta_{NN}^j} = a_{\mathbf{r}_j}^{b,*} a_{\mathbf{r}_j+\boldsymbol{\nu}_1}^t$) and $\Delta\theta_{TNN}^j$ (with $e^{i\Delta\theta_{TNN}^j} = a_{\mathbf{r}_j}^{b,*} a_{\mathbf{r}_j+\boldsymbol{\nu}_2}^t$).

For non-equivalent hybridizations in D_{6d} graphene quasicrystal systems in Eq. (S18), $\phi_{B_i}^b$ and $\phi_{B_i}^t$ with irrep B_i have the same energy $\varepsilon_{B_i}^b = \varepsilon_{B_i}^t$ with $i = 1, 2$, after the local reflection plane is chosen, i.e., $\sigma_{v,0}^b = \sigma_x$ and $\sigma_{v,i}^t = \sigma_{d,i}^b$. Consequently, two non-equivalent hybridizations $B_1^b + B_2^t$ and $B_2^b + B_1^t$ in Eq. (S18) with sign + denoting paring are actually the same, and hence we can perform a following transformation of the wave functions of two non-equivalent hybridizations to obtain a uniform expression of the hybridization paring states

$$\begin{pmatrix} \phi_+^{b/t} \\ \phi_-^{b/t} \end{pmatrix} = \frac{1}{\sqrt{2}} \begin{pmatrix} 1 & 1 \\ 1 & -1 \end{pmatrix} \begin{pmatrix} \phi_{B_1}^{b/t} \\ \phi_{B_2}^{b/t} \end{pmatrix}, \quad (\text{S97})$$

where the hybridization paring states $\phi_\lambda^{b/t}$ with $\lambda = +$ or $-$ are written as

$$\phi_\lambda^{b/t} = (c_{\lambda,0}^{b/t}, c_{\lambda,1}^{b/t}, \dots, c_{\lambda,N-1}^{b/t})^T, \quad (\text{S98})$$

with $\sum_{i=0}^{N-1} |c_{\lambda,i}^{b/t}|^2 = 1$. The bonding ($-$) and anti-bonding ($+$) states for the intralayer state read

$$\begin{aligned} \varphi_{\lambda,-} &= \frac{1}{\sqrt{2}} \begin{pmatrix} \phi_\lambda^b \\ -\phi_\lambda^t \end{pmatrix} = \frac{1}{\sqrt{2}} (c_{\lambda,0}^b, c_{\lambda,1}^b, \dots, c_{\lambda,N-1}^b, -c_{\lambda,0}^t, -c_{\lambda,1}^t, \dots, -c_{\lambda,N-1}^t)^T, \\ \varphi_{\lambda,+} &= \frac{1}{\sqrt{2}} \begin{pmatrix} \phi_\lambda^b \\ \phi_\lambda^t \end{pmatrix} = \frac{1}{\sqrt{2}} (c_{\lambda,0}^b, c_{\lambda,1}^b, \dots, c_{\lambda,N-1}^b, c_{\lambda,0}^t, c_{\lambda,1}^t, \dots, c_{\lambda,N-1}^t)^T. \end{aligned} \quad (\text{S99})$$

The interlayer hybridization strengths of bonding and anti-bonding states have the same forms as Eq. (S89), where $[\phi_\lambda^b]^\dagger U \phi_\lambda^t$ and $[\phi_\lambda^t]^\dagger U^\dagger \phi_\lambda^b$ for the arbitrary BG system including $2N$ atoms can be written as

$$\begin{aligned} [\phi_\lambda^b]^\dagger U \phi_\lambda^t &= \sum_{j=0}^{N-1} \sum_{\boldsymbol{\nu}_0} t_0 (c_{\lambda,\mathbf{r}_j}^{b,*} c_{\lambda,\mathbf{r}_j+\boldsymbol{\nu}_0}^t) + \sum_{j=0}^{N-1} \sum_{\boldsymbol{\nu}_1} t_1 (c_{\lambda,\mathbf{r}_j}^{b,*} c_{\lambda,\mathbf{r}_j+\boldsymbol{\nu}_1}^t) + \sum_{j=0}^{N-1} \sum_{\boldsymbol{\nu}_2} t_2 (c_{\lambda,\mathbf{r}_j}^{b,*} c_{\lambda,\mathbf{r}_j+\boldsymbol{\nu}_2}^t), \\ [\phi_\lambda^t]^\dagger U^\dagger \phi_\lambda^b &= \sum_{j=0}^{N-1} \sum_{\boldsymbol{\nu}_0} t_0 (c_{\lambda,\mathbf{r}_j}^b c_{\lambda,\mathbf{r}_j+\boldsymbol{\nu}_0}^{t,*}) + \sum_{j=0}^{N-1} \sum_{\boldsymbol{\nu}_1} t_1 (c_{\lambda,\mathbf{r}_j}^b c_{\lambda,\mathbf{r}_j+\boldsymbol{\nu}_1}^{t,*}) + \sum_{j=0}^{N-1} \sum_{\boldsymbol{\nu}_2} t_2 (c_{\lambda,\mathbf{r}_j}^b c_{\lambda,\mathbf{r}_j+\boldsymbol{\nu}_2}^{t,*}). \end{aligned} \quad (\text{S100})$$

In this respect, for the same λ , ϕ_λ^b and ϕ_λ^t are the same, and hence the interlayer NN phase difference $\Delta\theta_{NN}^j$ is also 0, i.e., $c_{\lambda,\mathbf{r}_j}^{b,*} c_{\lambda,\mathbf{r}_j+\boldsymbol{\nu}_0}^t = 1$. As a result, with the increasing energy, the hybridization strength $\Delta\varepsilon$ is still changed by the interlayer non-nearest-neighbor hoppings t_1 and t_2 and the phase differences $\Delta\theta_{NN}^j$ (with $e^{i\Delta\theta_{NN}^j} = c_{\lambda,\mathbf{r}_j}^{b,*} c_{\lambda,\mathbf{r}_j+\boldsymbol{\nu}_1}^t$) and $\Delta\theta_{TNN}^j$ (with $e^{i\Delta\theta_{TNN}^j} = c_{\lambda,\mathbf{r}_j}^{b,*} c_{\lambda,\mathbf{r}_j+\boldsymbol{\nu}_2}^t$) of the hybridization paring states $\phi_\lambda^{b/t}$. In a word, for three categories of hybridizations in Table I of main text, with the increasing energy, the electron-hole asymmetrical hybridization with the stronger hybridization strength for holes is a result of non-nearest-neighbor interlayer hoppings and phase differences of hybridization paring states.

S5.4. Electric field effects on hybridization strength

The interlayer potential difference ΔV induced by a vertical electric field is usually applied to modify the electronic structures and transport properties of twisted BG to achieve gate-controllable devices. Here we reveal the electric field effects on the hybridization strength in twisted BG. Fig. S13 shows the hybridization strengths under different interlayer potential difference ΔV in twisted BG with $\theta_t = 9.43^\circ$ and graphene quasicrystal within a periodic 15/26 approximant. With the increasing interlayer potential difference ΔV , the hybridization strengths near the Fermi level are enhanced. The results can be still explained by the second-order non-degenerate perturbation theory for non-degenerate energy positions and the first-order degenerate perturbation theory for degenerate energy positions. For example, for the unfolded band structures of twisted BG with $\theta_t = 9.43^\circ$ in Fig. S14, the interlayer potential

difference ΔV lifts the Dirac linear dispersion around K^b of the bottom graphene and moves down the Dirac linear dispersion around K^t of the top graphene. Consequently, the energy difference between the two linear bands is reduced near the Fermi level, and hence the hybridization strength is increased near the Fermi level according to the second-order non-degenerate perturbation theory. For the degenerate energy positions, the first-order degenerate perturbation theory induces an obvious hybridization strength as well.

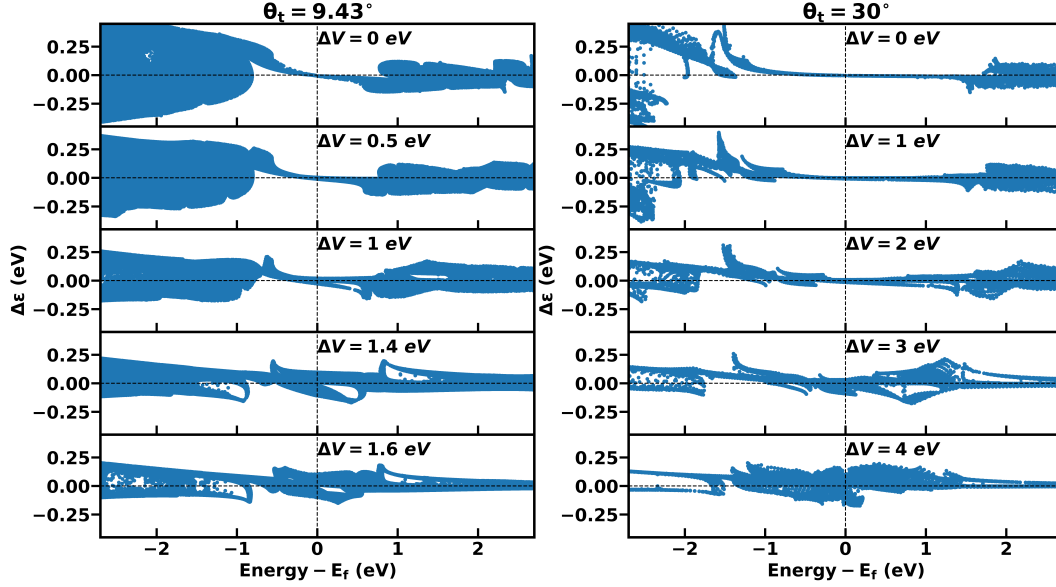


FIG. S13. The hybridization strengths under different interlayer potential difference ΔV as a function of energy for twisted BG with $\theta_t = 9.43^\circ$ (left panel) and graphene quasicrystal simulated by a periodic 15/26 approximant (right panel).

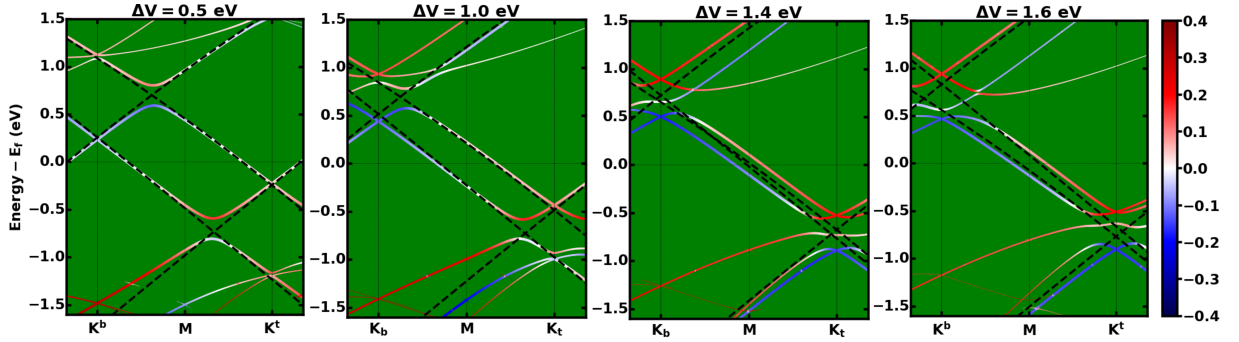


FIG. S14. The calculated unfolded band structures for twisted BG with $\theta_t = 9.43^\circ$ under different interlayer potential difference ΔV , where the color map denotes the interlayer hybridization strength $\Delta\varepsilon$, and black dashed lines stand for the band structures of the bottom and top graphene monolayers.

S6. SYMMETRY AND ELECTRIC-FIELD EFFECTS ON RESONANT QUASICRYSTALLINE STATES

S6.1. Hamiltonian for resonant quasicrystalline states

Graphene quasicrystalline has various special electronic states, such as the multiple Dirac cones together with 12-fold rotational symmetry. Another one unique electronic state in \mathbf{k} space is the 12-fold symmetric resonant quasicrystalline states, which are these states inside the \mathbf{k}_0 -based subspace with $\mathbf{k}^b = \mathbf{k}_0 + \mathbf{G}^t$ and $\mathbf{k}^t = \mathbf{k}_0 + \mathbf{G}^b$, where $\mathbf{k}_0 = 0$ is focused because they have the same energy. According to the wave-vector-dependent interlayer coupling condition in Eqs. (S79) and (S80), the 12 k-points in Fig. S15, i.e., these vectors \mathbf{G}^b and \mathbf{G}^t with their lengths less than $4\pi/\sqrt{3}a$, mainly contribute the resonant quasicrystalline states. The 12 k-points are made up of two C_{6v} subsystems of six

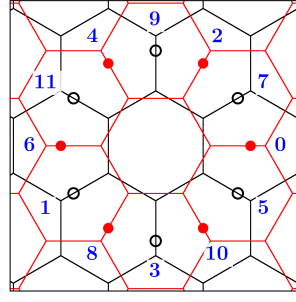


FIG. S15. The 12 k-points for constructing the 24×24 Hamiltonian of the resonant states in reciprocal space. The black and red hexagon networks respectively denote the Brillouin zones for the bottom and top layers. The 12 k-points are labelled by black empty and red solid dots with corresponding numbers from the two C_{6v} subsystems.

k-points denoted by black empty dots from the bottom layer and six k-points denoted by red solid dots from the top layer in Fig. S15 and hence keeps the D_{6d} point group symmetry, i.e.,

$$\begin{aligned}
 E &= I(12) \otimes \sigma_0, \\
 S_{12}^{2i+1} &= C_{12}^{2i+1}(\mathbf{k}) \otimes \sigma_0, \quad (i = 0, 1, \dots, 5), \\
 C_{12}^{2i} &= C_{12}^{2i}(\mathbf{k}) \otimes \sigma_0, \quad (i = 1, 2, \dots, 5), \\
 C'_{2,i} &= C'_{2,i}(\mathbf{k}) \otimes \sigma_1, \quad (i = 0, 1, \dots, 5), \\
 \sigma_{d,i} &= \sigma_{d,i}(\mathbf{k}) \otimes \sigma_1, \quad (i = 0, 1, \dots, 5),
 \end{aligned} \tag{S101}$$

where $I(12)$, $C_{12}^{2i+1}(\mathbf{k})$, $C_{12}^{2i}(\mathbf{k})$, $C'_{2,i}(\mathbf{k})$ and $\sigma_{d,i}(\mathbf{k})$ are the symmetry operations for the 12 k-points, and the sublattice-dependent σ_0 and σ_1 are the identity matrix $I(2)$ and the x component of Pauli matrices, respectively. In the direct product space of the 12 k-points and the two sublattices in reciprocal space, one can construct a 24×24 tight-binding Hamiltonian at $\mathbf{k}_0 = \mathbf{0}$ for the resonant quasicrystalline states[5], as follows:

$$H = \begin{pmatrix} H^{(0)} & W_{0,1} & & & & W_{11,0} \\ W_{0,1}^\dagger & H^{(1)} & W_{1,2} & & & \\ & W_{1,2}^\dagger & H^{(2)} & \ddots & & \\ & & \ddots & \ddots & W_{9,10} & \\ & & & W_{9,10}^\dagger & H^{(10)} & W_{10,11} \\ W_{11,0}^\dagger & & & & W_{10,11}^\dagger & H^{(11)} \end{pmatrix}. \tag{S102}$$

Here, $H^{(n)}$ is the Hamiltonian at n th k-point with the form

$$\begin{aligned}
 H^{(n)} &= \begin{pmatrix} \Delta V/2 & 0.682\gamma_0 \\ 0.682\gamma_0 & \Delta V/2 \end{pmatrix} \quad (\text{odd } n), \\
 H^{(n)} &= \begin{pmatrix} -\Delta V/2 & 0.682\gamma_0 \\ 0.682\gamma_0 & -\Delta V/2 \end{pmatrix} \quad (\text{even } n),
 \end{aligned} \tag{S103}$$

where ΔV is the interlayer potential difference induced by the vertical electric field. $W_{n,n+1}$ is the interlayer interaction between n th and $(n+1)$ th k-points. If the sublattice order is rearranged as (A^b, B^b) or (A^t, B^t) when $n \bmod 4 = 2, 3$ and (B^b, A^b) or (B^t, A^t) when $n \bmod 4 = 0, 1$, all of the interlayer interaction matrices $W_{n,n+1}$'s have the same form

$$W_{n,n+1} = T_0 \begin{pmatrix} e^{\frac{2\pi}{3}i} & 1 \\ 1 & e^{-\frac{2\pi}{3}i} \end{pmatrix}, \tag{S104}$$

where T_0 is 0.157 eV according to the tight-binding parameters we adopted. The rearrangement of the sublattice order has no influence on $H^{(n)}$.

For each isolated C_{6v} subsystem, the energy gap is 3.68 eV because of the intralayer sublattice interaction, as denoted by the energy difference between the positive and negative energy levels with black lines in Fig. S16(a). Because of the interlayer coupling, the hybridization-induced quasicrystalline states are generated, as denoted by these antibonding and bonding states with red lines also shown in Fig. S16(a). All these states from the monolayers follow the interlayer hybridization rules in Eq. (S10) and Eq. (S12), and the hybridization strength $\Delta\epsilon$ for the valence band is stronger than that for the conduction band for equivalent hybridizations with A_1 , A_2 , E_1 and E_2 irreps. As shown by the insets in Fig. S16(a), the antibonding and bonding states generated by the equivalent hybridizations are 12-fold symmetric. The non-equivalent hybridizations $B_1 + B_2$ and $B_2 + B_1$ are quite weak because of the large energy difference about 3.68 eV. Therefore, the four 6-fold symmetric E_3 states are less stable than other states.

S6.2. Electric-field effects on the resonant quasicrystalline states

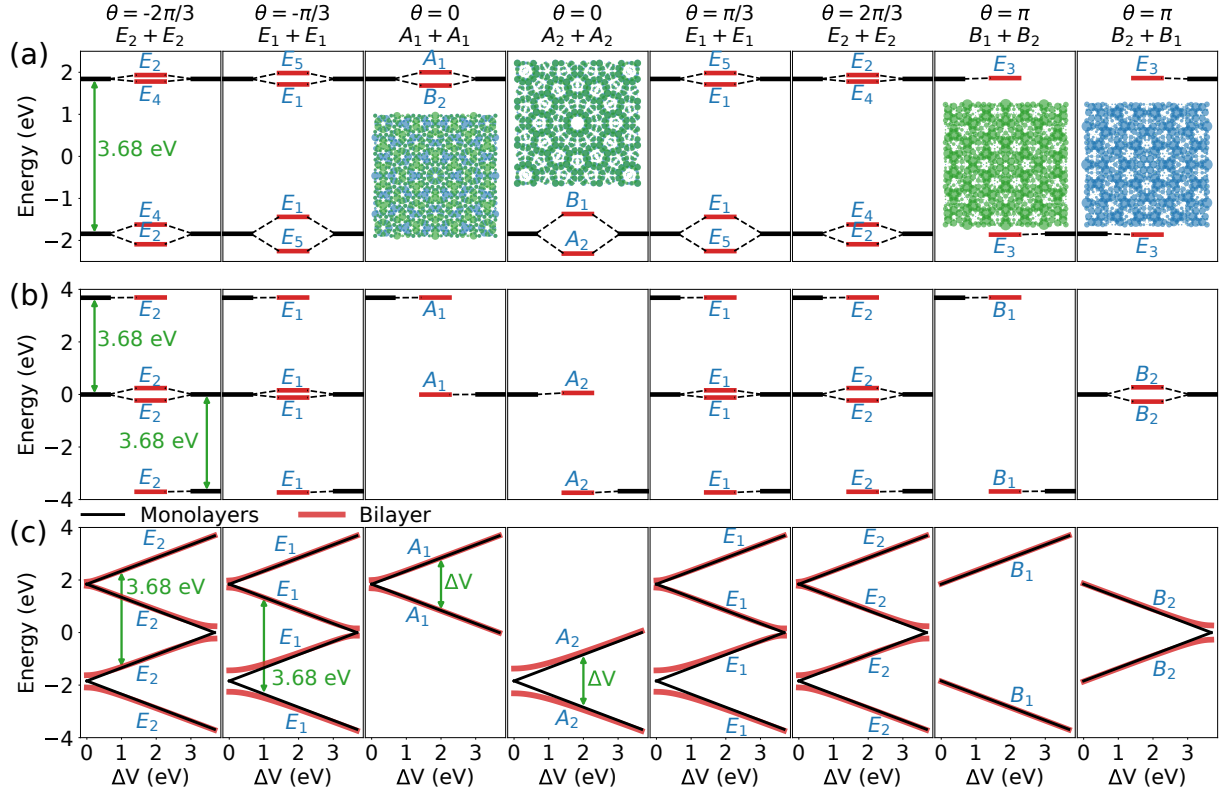


FIG. S16. The eigen energy spectrum and their irreps of the 12 k-points model in reciprocal space with respect to C_6 for (a) $\Delta V = 0$ eV, and (b) $\Delta V = 3.68$ eV. The left and right black lines in each subplot denote the hybridization paring states from two C_{6v} subsystems, and the middle red lines denote the bonding and antibonding paring states for D_{6d} bilayer. The insets showing the real-space electron density for the bonding B_2 state, the antibonding B_1 state and two bonding E_3 states in corresponding subplots. (c) The hybridization paring energy levels and the bonding and antibonding paring energy levels as a function of ΔV .

If a vertical electric field is applied, an additional interlayer potential difference ΔV should be taken into account. In this respect, the D_{6d} symmetry of the bilayer system is broken into C_{6v} . The previous E_4 and E_5 states formed by the equivalent hybridizations become E_2 and E_1 states, and the E_3 states from the non-equivalent hybridizations become B_1 and B_2 states, as shown in Figs. S16(b) and S16(c). The hybridization-generated states in Eq. (S10) will also lose the 12-fold symmetry. With the increasing ΔV from 0 eV to 3.68 eV, the hybridizations of $A_1 + A_1$, $A_2 + A_2$ and $B_1 + B_2$ weaken much because of the enlarged energy difference, and the hybridizations of $B_2 + B_1$, $E_1 + E_1$ and $E_2 + E_2$ weaken slightly at first and then strengthen, as shown in Fig. S16(c). Therefore, the electric field acts as a polarizer, which filters the hybridizations of $A_1 + A_1$, $A_2 + A_2$ and $B_1 + B_2$ and allows the hybridizations of $B_2 + B_1$, $E_1 + E_1$ and $E_2 + E_2$.

S7. INTERBAND TRANSITIONS IN GRAPHENE QUASICRYSTAL

The zoomed-in images of unfolded band structures and corresponding optical conductivity spectra in Fig. 3 of main text are plotted in Fig. S17. The irreducible representations of bands at Q point are obtained and labeled near $\mu = -1.9$ eV and $\mu = 1.67$ eV, respectively. The optical selection rules of D_{6d} point group read[21]: $A_1 \leftrightarrow E_1$, $A_2 \leftrightarrow E_1$, $B_1 \leftrightarrow E_5$, $B_2 \leftrightarrow E_5$, $E_1 \leftrightarrow E_2$, $E_2 \leftrightarrow E_3$, $E_3 \leftrightarrow E_4$, and $E_4 \leftrightarrow E_5$. Following the optical selection rules, the allowed transitions at $\mu = 1.67$ eV in Fig. S17(a) corresponding to the absorption peaks are $E_4 \leftrightarrow E_3$ for peak 1, $E_4 \leftrightarrow E_5$ for peak 2, and both $E_1 \leftrightarrow A_1$ and $B_2 \leftrightarrow E_5$ for peak 3 in Fig. S17(b). The allowed transitions at $\mu = -1.9$ eV in Fig. S17(c) corresponding to the absorption peaks are $E_3 \leftrightarrow E_4$ for peaks 1, 2 and 3 because of the special profiles of E_3 and E_4 bands and the splitting of E_4 band, both $E_2 \leftrightarrow E_1$ and $E_5 \leftrightarrow E_4$ for peak 4, and both $E_5 \leftrightarrow B_1$ and $A_2 \leftrightarrow E_1$ for peak 5, and $A_2 \leftrightarrow E_1$ for peak 6 because of the special profiles and splitting of E_1 band in Fig. S17(d).

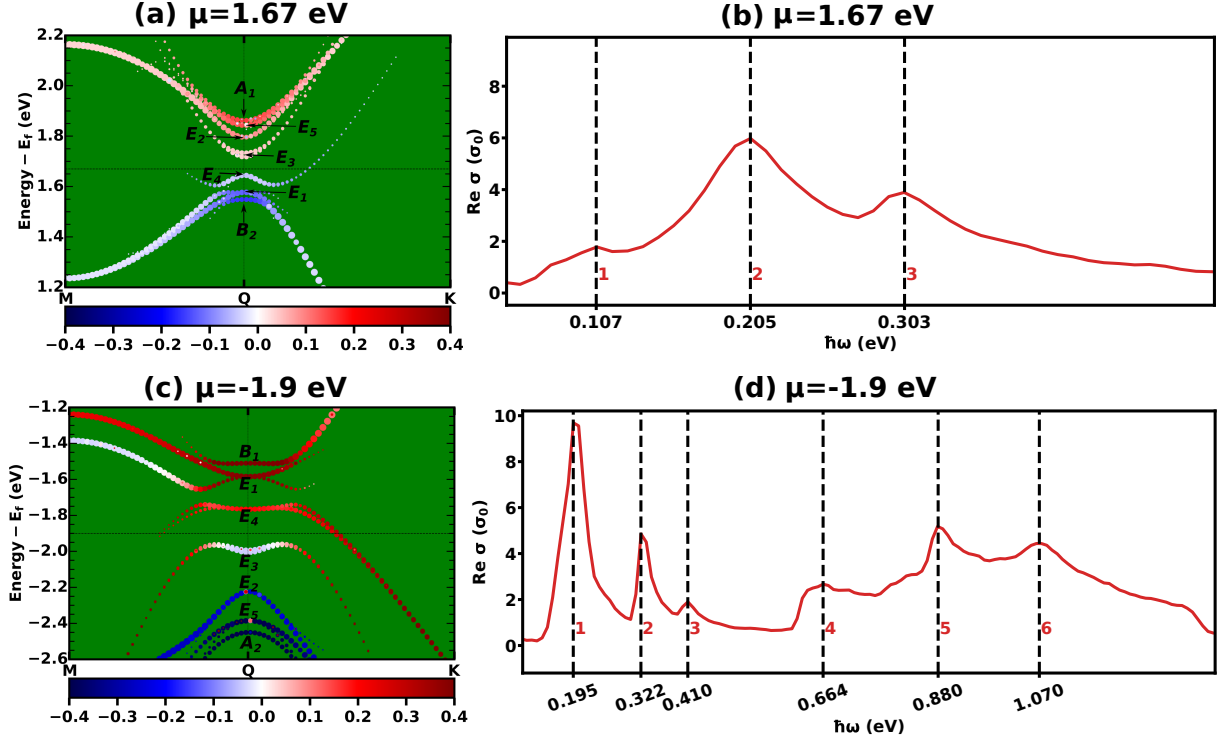


FIG. S17. The zoomed-in images of unfolded band structures of Fig. 3(a) of main text in (a) near $\mu = 1.67$ eV and in (c) near $\mu = -1.9$ eV and corresponding zoomed-in optical conductivity spectra here in (b) and (d), respectively.

* wangyunhua@csrc.ac.cn

† s.yuan@whu.edu.cn

- [1] J. C. Slater and G. F. Koster, *Phys. Rev.* **94**, 1498 (1954).
- [2] G. Trambly de Laissardière, D. Mayou, and L. Magaud, *Phys. Rev. B* **86**, 125413 (2012).
- [3] S. J. Ahn, P. Moon, T.-H. Kim, H.-W. Kim, H.-C. Shin, E. H. Kim, H. W. Cha, S.-J. Kahng, P. Kim, M. Koshino, Y.-W. Son, C.-W. Yang, and J. R. Ahn, *Science* **361**, 782 (2018).
- [4] L. Huder, A. Artaud, T. Le Quang, G. T. de Laissardière, A. G. M. Jansen, G. Lapertot, C. Chapelier, and V. T. Renard, *Phys. Rev. Lett.* **120**, 156405 (2018).
- [5] P. Moon, M. Koshino, and Y.-W. Son, *Phys. Rev. B* **99**, 165430 (2019).
- [6] H. Shi, Z. Zhan, Z. Qi, K. Huang, E. v. Veen, J. Á. Silva-Guillén, R. Zhang, P. Li, K. Xie, H. Ji, M. I. Katsnelson, S. Yuan, S. Qin, and Z. Zhang, *Nature Communications* **11**, 371 (2020).
- [7] G. Yu, Z. Wu, Z. Zhan, M. I. Katsnelson, and S. Yuan, *Phys. Rev. B* **102**, 115123 (2020).
- [8] A. Kerelsky, L. J. McGilly, D. M. Kennes, L. Xian, M. Yankowitz, S. Chen, K. Watanabe, T. Taniguchi, J. Hone, C. Dean, *et al.*, *Nature* **572**, 95 (2019).

- [9] X. Liang, Z. A. Goodwin, V. Vitale, F. Corsetti, A. A. Mostofi, and J. Lischner, [Physical Review B **102**, 155146 \(2020\)](#).
- [10] V. N. Do, H. A. Le, and D. Bercioux, [Physical Review B **99**, 165127 \(2019\)](#).
- [11] Z.-H. Wang, F. Xu, L. Li, R. Lü, B. Wang, and W.-Q. Chen, [Physical Review B **100**, 094531 \(2019\)](#).
- [12] S. Fang and E. Kaxiras, [Physical Review B **93**, 235153 \(2016\)](#).
- [13] J. M. Soler, E. Artacho, J. D. Gale, A. García, J. Junquera, P. Ordejón, and D. Sánchez-Portal, [Journal of Physics: Condensed Matter **14**, 2745 \(2002\)](#).
- [14] N. Papior, [sisl: v0.11.0 \(2021\)](#).
- [15] E. J. Mele, [Physical Review B **81**, 161405 \(2010\)](#).
- [16] S. Shallcross, S. Sharma, E. Kandelaki, and O. Pankratov, [Physical Review B **81**, 165105 \(2010\)](#).
- [17] S. Shallcross, S. Sharma, and O. Pankratov, [Physical Review B **87**, 245403 \(2013\)](#).
- [18] D. Weckbecker, S. Shallcross, M. Fleischmann, N. Ray, S. Sharma, and O. Pankratov, [Physical Review B **93**, 035452 \(2016\)](#).
- [19] R. Bistritzer and A. H. MacDonald, [Proceedings of the National Academy of Sciences **108**, 12233 \(2011\)](#).
- [20] M. Koshino, [New Journal of Physics **17**, 015014 \(2015\)](#).
- [21] Y. Wang, G. Yu, M. Rösner, M. I. Katsnelson, H.-Q. Lin, and S. Yuan, [arXiv:2110.01323 \(2021\)](#).