

Guiding Next-Step Hint Generation Using Automated Tests

Florian Obermüller
obermuel@fim.uni-passau.de
University of Passau
Passau, Germany

Ute Heuer
ute.heuer@uni-passau.de
University of Passau
Passau, Germany

Gordon Fraser
gordon.fraser@uni-passau.de
University of Passau
Passau, Germany

Abstract

Learning basic programming with SCRATCH can be hard for novices and tutors alike: Students may not know how to advance when solving a task, teachers may face classrooms with many raised hands at a time, and the problem is exacerbated when novices are on their own in online or virtual lessons. It is therefore desirable to generate next-step hints automatically to provide individual feedback for students who are stuck, but current approaches rely on the availability of multiple hand-crafted or hand-selected sample solutions from which to draw valid hints, and have not been adapted for SCRATCH. Automated testing provides an opportunity to automatically select suitable candidate solutions for hint generation, even from a pool of student solutions using different solution approaches and varying in quality. In this paper we present CATNIP, the first next-step hint generation approach for SCRATCH, which extends existing data-driven hint generation approaches with automated testing. Evaluation of CATNIP on a dataset of student SCRATCH programs demonstrates that the generated hints point towards functional improvements, and the use of automated tests allows the hints to be better individualized for the chosen solution path.

CCS Concepts

• **Social and professional topics** → **K-12 education**; **Software engineering education**; • **Software and its engineering** → **Visual languages**.

Keywords

Scratch, Block-based programming, Hints, Automated testing

ACM Reference Format:

Florian Obermüller, Ute Heuer, and Gordon Fraser. 2021. Guiding Next-Step Hint Generation Using Automated Tests. In *26th ACM Conference on Innovation and Technology in Computer Science Education V. 1 (ITiCSE 2021)*, June 26–July 1, 2021, Virtual Event, Germany. ACM, New York, NY, USA, 7 pages. <https://doi.org/10.1145/3430665.3456344>

1 Introduction

Learning to program can be challenging and frustrating [8], therefore block-based programming languages like SCRATCH [13] aim to remove some common obstacles, such as the need to memorize programming commands and to produce complex but syntactically

valid textual structures [14]. Nevertheless acquiring confidence and skills in programming requires plenty of exercise and time. In a classical learning environment novices have a tutor they may ask for help if they are stuck solving an exercise. However, in large classes this task can be challenging for the tutor if multiple children have questions at the same time. Furthermore the emergence of, and recent need for, online courses and virtual, asynchronous learning leads to a need for alternatives. Consequently, it is desirable to automatically create feedback and individualized hints.

A common approach for generating next-step hints is to use data on possible solutions for the task at hand, trying to identify the best candidate solution matching the current location the student is working on, and then generating a suggestion that moves the student solution closer to the chosen candidate solution. Thus, these data-driven hint generation approaches have two requirements: First, a suitable set of candidate solutions selected or created by a tutor, and second an implementation of a differencing algorithm that can extract concrete edit suggestions for a problem at hand using these candidate solutions. The former is usually solved with manual labour. There are tools solving the latter challenge, but to the best of our knowledge there are none yet for SCRATCH.

In this paper we introduce CATNIP, a new individual hint generation tool for SCRATCH. CATNIP adapts ideas for data-driven hint-generation [18, 28] for usage in the SCRATCH context. In order to increase automation further and to allow better individualization of hints, CATNIP uses automated tests [24] to select candidate solutions from pools of student programs. An automated test sends events to a program and observes its reactions, thereby determining whether it implements desired behavior. The more such tests a program passes, the more likely it is suited as a candidate solution for hint suggestions.

Evaluation on a set of student solutions to a non-trivial SCRATCH game demonstrates that CATNIP is able to provide high-quality suggestions to student programs which lead to an improvement in functionality and code quality. Our evaluation further demonstrates the importance of functional correctness and diversity of candidate programs: If sufficient functionality and diversity of the candidate programs are not enforced, then the generated hints may be counterproductive. Consequently, CATNIP's use of automated tests represents a fundamental aspect of an automated, high quality solution for next-step hint generation.

2 Background

SCRATCH [13] is a widely used visual block-based programming language that aims to make programming more accessible for novices. SCRATCH emphasizes exploration over recall and visually distinguishes different categories of blocks. It also features intuitive interactivity via an event driven paradigm and offers simple media integration [2]. Blocks are divided into different shapes, stackable

Permission to make digital or hard copies of all or part of this work for personal or classroom use is granted without fee provided that copies are not made or distributed for profit or commercial advantage and that copies bear this notice and the full citation on the first page. Copyrights for components of this work owned by others than ACM must be honored. Abstracting with credit is permitted. To copy otherwise, or republish, to post on servers or to redistribute to lists, requires prior specific permission and/or a fee. Request permissions from permissions@acm.org.

ITiCSE 2021, June 26–July 1, 2021, Virtual Event, Germany

© 2021 Association for Computing Machinery.

ACM ISBN 978-1-4503-8214-4/21/06...\$15.00

<https://doi.org/10.1145/3430665.3456344>

blocks (also called statements) and reporter blocks that can fit inside stackable blocks (also called expressions). The blocks prevent syntactical errors so novices can focus very intuitively on what the program should do, but it can nevertheless be challenging to produce combinations of blocks that achieve the intended behavior.

Unsuitable challenges can frustrate learners, leading to a lack of interest and consequently to disengagement concerning learning tasks [20]. To level challenges so that students are more likely to persevere, hints as part of a scaffolding process can be used [19]. Producing hints automatically helps students and teachers alike. The former receive instant advice, and no face-to-face help-seeking is needed, thus avoiding peer stigmatisation [4]. The latter are able to mediate classroom management more concisely.

There are different approaches to automatically produce various types of hints:

2.1 Hints on Code Smells in SCRATCH

Code smells are idioms that increase the likelihood of bugs in code [5] during future modifications. Code smells for SCRATCH have been derived from other programming languages [10] or specially constructed for block-based languages [15]. It has been established that code smells have negative effects on learning [9] and the SCRATCH community [26]. In order to derive information about code smells in SCRATCH projects there are automated tools like HAIRBALL [3], QUALITY HOUND [25], or LITTERBOX [6]. While hints on code smells can help to improve code quality and prevent future bugs, they do not address the problem of learners being stuck.

2.2 Hints on Bug Patterns in SCRATCH

A bug pattern is a code idiom that is likely to be a defect [11]. The LITTERBOX tool [6] can detect bug patterns (in addition to code smells) in SCRATCH programs. It tags their occurrence in the SCRATCH code and displays generic hints on why there is a bug pattern and how to fix it. If learners are stuck because their programs contain bugs, then hints on bug patterns provide actionable information that can help to remove the bugs and proceed with the overall programming task. However, if learners have arranged blocks in an incorrect way that does not match any known bug pattern, or they are simply stuck because they do not know what to do next, then bug patterns cannot serve as appropriate hints.

2.3 Hints on Correctness in SCRATCH

The functionality of a SCRATCH program can be checked against the desired functionality using automated testing tools like ITCH [12] and WHISKER [24], or model checking tools like BASTET [23]. To utilize these approaches, educators need to either create test cases manually, i.e., they need to describe the order in which input should be sent to the program under test and what the expected response of the program should be, or they have to formalize a specification of the expected behavior. A common application of these approaches is automatic grading [24]. In general, a fundamental challenge is that writing the necessary specifications even for school exercises can be a tedious task; furthermore, while these approaches can point out problems in programs, they do not provide suggestions on how to overcome these problems.

2.4 Hints on Next Steps in Programming

A possible approach to point out not only deficiencies in the code but also their remedies lies in explicitly modelling the possible errors that can be made in a given task. For example, Singh et al. [22] created such a system utilizing a sample solution and an error model written by the tutor to generate feedback for Python programming exercises.

In order to avoid the effort of having to explicitly model the possible errors, Zimmerman and Rupakheti [28] proposed to use multiple sample solutions to determine the solution that is closest to the one a novice is seeking help for, and then to use this for hint generation. The “closeness” between programs is measured using pq-gram distance [1] as an approximation of tree edit distances on the abstract syntax trees (ASTs) of the programs.

Instead of sample solutions, the Contextual Tree Decomposition (CTD) algorithm [17] uses log data of students trying to solve a specific task. It generates an interaction graph that represents students actions, program states and transitions between them. Probabilities are annotated and may guide individual hint production for every node in the AST of a student solution until an acceptable program state is reached. The CTD algorithm was implemented in iSNAP [18], a next step hint generation tool for the SNAP! [7] block based programming language. Since acquiring the required log data is challenging, the algorithm used in iSNAP has since changed to SOURCECHECK [16], which is similar to the approach of Zimmerman and Rupakheti [28]. First the student’s current code is matched to solutions, but in this case previous correct student solutions are used instead of samples created by a tutor. Second, the edits that bring the current snapshot closer to a solution are calculated by mapping the two ASTs and identifying deletions, insertions, moves and reorders.

Despite this prior work on next-step hint generation, to the best of our knowledge no next-step hint generation approaches have been implemented for SCRATCH. While in principle all of the above approaches could be adapted to SCRATCH, they all have challenging prerequisites: Preparing error models or sample solutions is challenging since multiple different task solutions are required in order to generate sensible feedback. Without multiple solutions, hints would lead every student to a similar solution and thus ignore students differing in preferences, performance, skills and acquired concepts, contradicting the principle of individual feedback [21]. The CTD algorithm requires log data which is not easy to acquire, would require adaptation of the SCRATCH virtual machine, and would also require that students use such a modified version of SCRATCH rather than the official SCRATCH website. The SOURCECHECK [16] algorithm tries to deal with this problem by using student solutions from prior courses, but the correctness and suitability of these solutions has to be checked by hand to guarantee that the generated hints really lead to the desired behavior.

3 CATNIP: Next-Step Hints for SCRATCH

CATNIP is a next-step hint generation tool for SCRATCH. It takes one source project (i.e., the current program of the student using the tool) and generates hints to guide the project to become closer to a selected target project. It is built on Zimmerman’s and Rupakheti’s hint generation algorithm [28], but makes several adaptations for

the application to SCRATCH. Furthermore, CATNIP does not require the user to provide hand-tailored sample solutions or error models, but instead selects suitable candidate solutions from a pool of solutions using an automated WHISKER [24] test suite. The overall process of hint generation consists of four steps, which will be explained in more detail in the remainder of this section:

- (1) Identifying suitable candidate solutions for hint extraction
- (2) Selecting the best matching candidate solution as target solution
- (3) Determining AST differences
- (4) Synthesizing hints

3.1 Identifying Suitable Candidate Solutions

A prerequisite for data-driven hints is a selection of suitable candidate projects from which to extract possible edits. Traditionally, hints are generated using candidate solutions manually created or selected by an instructor. To reduce the effort of this selection, CATNIP can automatically select suitable candidates from a pool of prior solutions to the same task. Since incorrect solutions would lead to counterproductive hints, CATNIP relies on automated tests in order to decide which solutions from the pool to use as candidates for hint generation. The user has to specify the pool of solutions, a WHISKER test suite, as well as a threshold on the percentage of tests that need to pass in order for a solution to qualify as candidate for hint generation; the default value for this threshold is 90%, such that only very good solutions are included.

3.2 Selecting the Best Matching Candidate as Target

Given a selection of suitable candidate programs based on the correctness criterion, one of these programs has to be chosen as target solution, the one best suited for generating hints for the source program. This selection is done by calculating the distance between the source and all possible candidate programs, and then choosing the one with the smallest distance. Intuitively, the program with the smallest distance is most likely to represent a similar solution approach as used in the source program.

The distance between two programs is commonly calculated using their abstract syntax trees. SCRATCH programs have some peculiarities over text-based languages: While in text-based languages the order of all elements of a program is given by the textual representation, the order of scripts and sprites in a SCRATCH program is less clear: Scripts and sprites can be ordered and arranged in arbitrary ways, and in the internal JSON representation of the program the order of scripts is typically based on the order in which they were generated. The pq-gram distance [1], which is an efficient approximation for the tree-edit distance, favors the existence of subtrees over the order of these subtrees, and is therefore particularly suited for the application in the SCRATCH context: It does not matter which sprite is added first or which script is the first one in a sprite as long as it is there.

A pq-gram consists of an anchor node, $p - 1$ of its ancestors, and q of its children (e.g., a 2-3 gram, has the direct parent of the anchor, the anchor itself, and 3 of its children). A pq-gram is represented as a node-tuple starting with the p parent nodes, with the anchor as last parent node, followed by the q child nodes ($a_1, \dots, a_p, c_1, \dots, c_q$)

(i.e., traversing the subtree in preorder). The bag of all node-tuples of an AST T is the pq-gram profile $PP^p,q(T)$.

Given the pq-gram profiles for two trees T_1 and T_2 , the pq-gram distance is calculated as:

$$\Delta^{p,q}(T_1, T_2) = 1 - 2 \frac{|PP^p,q(T_1) \cap PP^p,q(T_2)|}{|PP^p,q(T_1)| + |PP^p,q(T_2)|}$$

Thus, two trees with the same pq-gram profile have distance 0 (note the pq-gram profiles are bags and not sets); this, however, does not necessarily mean that the trees are equal but only that they consist of the same subtrees. Higher p values make the pq-gram distance more sensitive to structural differences, whereas higher q values result in higher sensitivity for local changes in the leafs.

CATNIP parses programs to their ASTs, calculates their pq-gram profiles, and then calculates the pq-gram distances using these pq-gram profiles. Finally, the SCRATCH project with the lowest pq-gram distance to the source is selected as target. CATNIP uses 2-3-grams by default, because having more children and thus block sequences in common seems most reasonable for the context [1, 28].

3.3 Determining AST Differences

Given a pair of pq-profiles for the source program and a chosen target program, the next step is to identify the set D_P of AST-nodes that exist only in the source program (which represent candidates for deletions) and the set of AST-nodes A_P that exist only in the target program (which represent candidates for additions).

This first requires matching the individual scripts of the two programs. Unlike prior work [28], CATNIP exploits the program structure of SCRATCH programs: Every AST for a SCRATCH project has the same basic structure of a program that defines multiple actors (stage and any number of sprites), each of which contains a set of scripts (a set of connected blocks, which may be loose blocks, connected with a hat-block to denote an event, or custom block definitions). In a first step, CATNIP tries to match each actor in the source project to an actor with the identical name in the target program. If no exact match is found, then the pq-gram distance of the actor subtrees is used to decide on the closest actor. If two actors have the same distance one is selected randomly. Each actor can only be selected as target once to prevent that two similar actors in the source are matched with the same target actor, thus resulting in hints that makes them functional clones.

Once actors have been matched, for each actor the pq-gram distance is used in order to determine, for each script in the source actor, the closest matching script in the target actor. If the source actor has more scripts than the target actor, then CATNIP iterates over the scripts of the target to find pairs; if the target actor has more scripts than the source actor, then CATNIP iterates over the scripts of the source actor. During this iteration, each script is matched with the closest script of the other actor, and once matched a script is not considered for matching again. If there are unmatched scripts in the source actor, all nodes of these scripts are candidates for deletion and added to D_P ; if there are unmatched scripts in the target actor, these are candidates for addition and their event handler added to A_P . For each pair of matched scripts CATNIP determines the intersection of AST-nodes; any nodes that occur only in the target are added as possible additions to A_P , and any nodes that exist only in the source are added to D_P to denote possible deletions.

3.4 Synthesizing Hints

In order to produce understandable suggestions, a hint consists of the node to be added or deleted as well as its context. Since scripts in SCRATCH can be long, identifying where to add or delete a specific node may not be obvious. While prior work [28] only considered the parent node in the AST, this information may not be sufficient in the light of the often lengthy scripts in SCRATCH. Therefore, a hint in CATNIP consists of the node to be added/deleted, its parent node, its $q - 1$ sibling nodes (to both sides), as well as the relevant actor and script. CATNIP produces one deletion hint for each node in D_P and one addition hint for each node in A_P . The selection of which of these hints to present to the user is deferred to the user interface from which CATNIP is invoked.

4 Evaluation

To evaluate CATNIP’s ability to provide reasonable hints, we investigate the following research questions:

RQ1: Can CATNIP hints improve the correctness of student solutions?

RQ2: How does the automated quality check of CATNIP influence the hints?

4.1 Experimental Setup

Dataset: As a dataset for our evaluation we use the Fruit Catching game produced as part of two Scratch workshops with a sixth and a seventh grade class, respectively [24]. The game consists of three sprites, a bowl that the player can move left or right with the cursor keys, and apples and bananas that drop from random positions at the top of the screen to the bottom. The aim of the game is to catch as much fruit as possible within a given time, without dropping any. There are 36 student implementations and 1 model solution. We furthermore use the WHISKER test suite provided as part of the WHISKER study [24], which contains 28 individual test cases checking different grading aspects of the solutions.

Procedure: We applied CATNIP on each of the 36 student solutions in turn, using the remaining 35 student solutions and the model solution as a pool for hint generation. In actual use the student seeking help could specify which block they require a hint for. In order to evaluate whether the hints generally point in the right direction without an actual user study, we consider *all* hints produced by CATNIP, and generate a version of the student program that applies all of them. Note that we only query CATNIP once, i.e., we do not repeatedly request hints for code modified by hints. Since CATNIP only gives recommendations at the level of blocks, specific values for numbers and strings were taken from the task specification.

To evaluate whether the hints have improved a solution, we run WHISKER [24] on the student solution before and after applying the hints, and compare the number of passed tests. We expect the number of passing tests to increase if the hints improve the program. We further use LITTERBOX [6] to extract metrics on the size and quality of the programs before and after applying hints. To answer RQ1, we set the threshold for programs acceptable as hint source to 90%, such that only very good programs are used to generate hints (in this dataset, two programs satisfy this criterion). This resembles the use of hand-crafted or hand-selected solutions used in prior work. To answer RQ2, we compare the quality of the hints produced

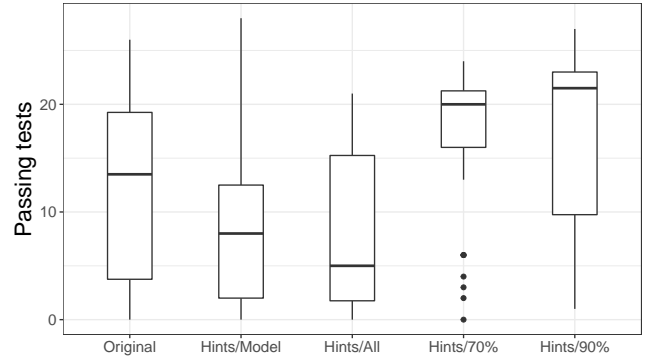


Figure 1: Passed tests before and after hints are applied.

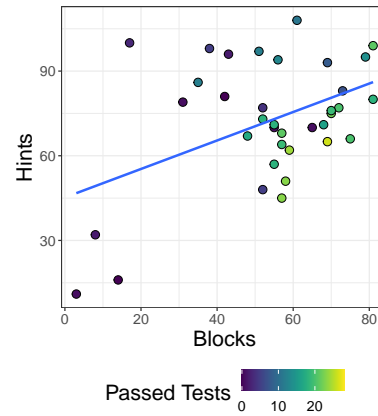


Figure 2: Blocks vs hints generated.

by CATNIP using other quality thresholds. In particular, we look at the results produced when using only the model solution, *all* student solutions (i.e., a 0% threshold) and 70%, which will include more variations and results in 10 candidate programs.

Threats to Validity: While our measurement of correctness tells us whether CATNIP provides hints that help move towards the right solution, the question whether these hints can help students who are stuck is an orthogonal question not answered by our experiments. We only used one task and student solutions from two classes as well as one test suite, so the results may not generalize to other classes or test suites. Nonetheless the used test suite was deemed suitable for automated grading in previous work [24].

4.2 RQ1: Can CATNIP hints improve the correctness of student solutions?

Figure 1 summarizes how many tests the solutions passed before and after hints were applied. To answer RQ1, we only consider the categories ‘Original’ and ‘Hints/90%’, which represents CATNIP’s default configuration. Integrating the hints produced by CATNIP increases the number of tests passed from an average of 12.36 to 16.64; this difference is statistically significant according to a Mann-Whitney U test ($p = .013$, Vargha-Delaney effect size $\hat{A}_{12} = .33^1$).

¹ \hat{A}_{12} values less than 0.5 signify that the original program passes fewer tests, values greater than 0.5 signify the version with hints applied passes fewer tests.

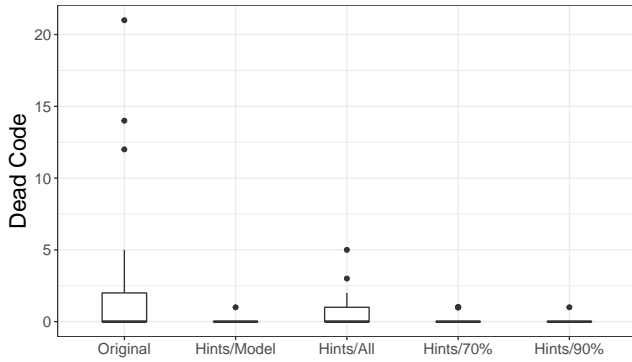


Figure 3: Dead code before and after hints are applied.

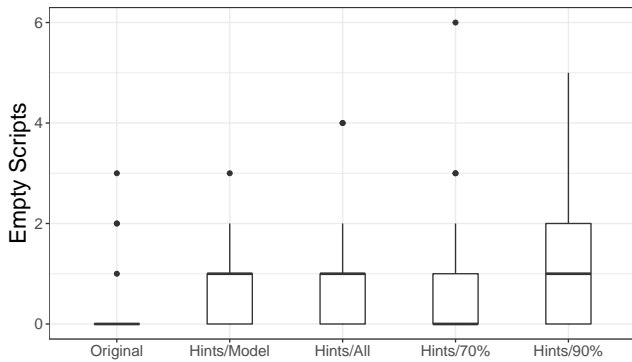


Figure 4: Empty scripts before and after hints are applied.

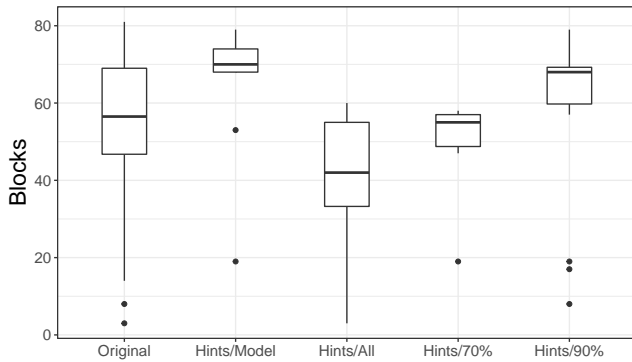


Figure 5: Blocks before and after hints are applied.

This clearly demonstrates that CATNIP is able to provide hints that lead to an improvement of the correctness of the student solutions.

The number of passing tests represents a substantial increase in the correctness of the student programs, and of course this cannot be achieved by a single hint, but only by the combination of all generated hints as used in our experiment. In general, the number of generated hints strongly depends on the number of blocks that are already in the projects as shown in Figure 2 (Pearson’s correlation coefficient .45, $p = .006$), whereas there is no correlation between

the number of tests a program passes and the number of hints that are generated for it (indicated with color shading in Figure 2; correlation coefficient .05, $p = .773$). In practice, a learner would not apply all hints, but would, for example, request hints at specific locations. Note that invoking CATNIP iteratively more than once would likely further increase the number of passing tests.

As an example, Figure 6b shows a student implementation of the apple sprite, which erroneously does not stop when touching the red line. It is matched to the best student solution (shown in Figure 6a), which itself is not perfect as ‘Hello’ is said instead of ‘Game over!’, but still retains most of the necessary features for the sprite. This match results in a hint suggesting to add a *stop all* block. Applying this hint to 6b improves the script with the functionality to stop at the red line, thus making a further grading test pass.

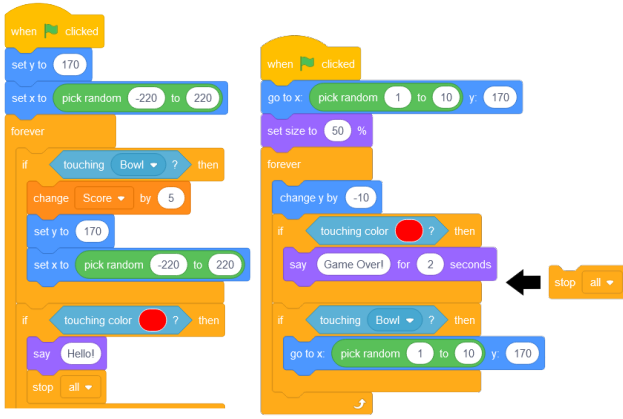
Figure 3 shows that the hints also lead to an improvement of the general code quality, as the occurrence of “dead code” (i.e., partial scripts or individual blocks lying around without being connected to hat-blocks), is reduced on average from 2.19 to .03 ($p < .001$). On the other hand, Figure 4 shows that CATNIP often suggests to add new scripts, which initially contain nothing but the event handler (increasing from an average of .22 in to 1.25, $p < .001$). This is by design, as we believe learners should not be provided with a model solution for an entire new script, and CATNIP’s hints therefore just suggests what type of script should be added. On balance, Figure 5 suggests that hints tend to suggest to add blocks.

Although the hints improve most solutions, there are some exceptions where hints negatively affect the functionality. This usually happens when the source program is matched with a target program that uses a different solution approach. For example, Figure 7b shows an apple implementation that was matched to the model solution shown in Figure 7a. The model solution handles the *Score* variable on the stage rather than the apple sprite, and CATNIP suggests to remove the block resetting the score. However, since the student solution has no code on the stage, the score functionality is broken after applying this hint. This problem could have been avoided if the student solution had been matched to a target program using a more similar solution approach. Interestingly, this problem particularly affects the only pupil solution surpassing the 90% criterion, as this only has the model solution to derive hints from; the model solution, however, is structurally different, and the hints attempt to remodel it closer to the model solution, after which only 12 tests (43%) pass.

4.3 RQ2: How does the automated quality check of CATNIP influence the hints?

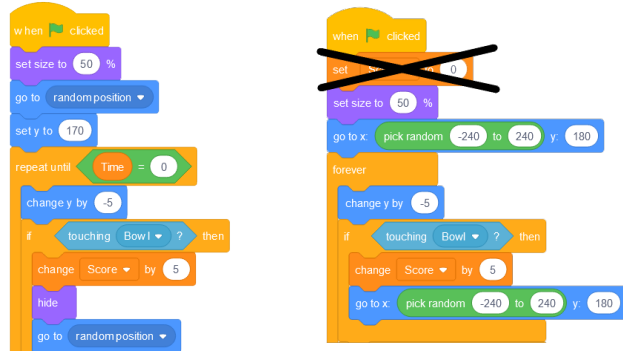
The results in RQ1 are based on using only solutions that pass 90% of the tests as candidates for hint generation. In our dataset, only the model solution and one student solution matched this criterion. The aim of RQ2 is to investigate the influence of using student solutions and a quality criterion using automated tests.

When using only the model solution for hint generation, Figure 1 shows that the hints (*Hints/Model*) overall reduce the number of passing tests ($p = .17$, $\hat{A}_{12} = .59$). That is, while there are hints that lead to an improvement, overall using just one model solution as candidate for hint generation is not recommendable, reinforcing the underlying idea of CATNIP to use student solutions as well.



(a) Good student solution. (b) Student solution receiving a hint.

Figure 6: The script for the apple is matched to the good solution, resulting in a hint to add a *stop all* block.



(a) Model solution. (b) Student solution with hint.

Figure 7: The script for the apple in the student solution is matched to the model solution. This results in a counterproductive hint to delete the *set variable* block.

The larger increase in the number of blocks shown in Figure 5 suggests that the model solution uses a different approach than many students, thus often resulting in the problem discussed above in Figure 7. In particular Figure 7a shows the dependence of the apple movement and scoring from a correct *Time* reset, which many projects cannot fulfil after implementing the hints derived from the model. This suggests that using only the model solution is not ideal for individual feedback, as it encourages heavy remodelling and guiding students to that very solution without considering progress made with a different project structure.

However, using *all* student solutions without any quality control is also a bad idea as demonstrated in Figure 1, which shows an even lower number of passing tests for *Hints/All* ($p = .024$, $\hat{A}_{12} = .66$). Very often, the pq-gram distance will select other broken or incomplete programs as nearest solutions rather than an actually helpful solution. This also leads to a decrease of the total number of blocks seen in Figure 5, which implies that most of the generated hints are deletions. The selection of programs that are not suited

for hint generation also leads to dead code still being more present than in other configurations (see Figure 3).

While it is clear that a quality threshold is necessary, it is less clear what constitutes a good criterion. We therefore included a weaker 70% correctness criterion which leads to 10 solutions as candidate solutions for hint generation. This does lead to a statistically significant increase in the number of passed tests (Figure 1, configuration *Hints/70%*) ($p = .013$, $\hat{A}_{12} = .33$) over the original student solutions. However, compared to 90% correctness there is no significant difference ($p = .32$), with a slightly better result for 90% ($\hat{A}_{12} = .43$) as the 70% criterion includes incorrect solutions as candidate solutions for hint generation.

An interesting observation in this case is that the 70% hints did not create as many empty scripts as the 90% hints (Figure 4), resulting in a significant difference in empty scripts between the 70% and 90% configurations ($p = .030$, $\hat{A}_{12} = .36$). Our conjecture is that more original projects were matched with a target that fits their structure, and less new scripts had to be created. In other words, the set of candidate solutions (= possible targets) is more diverse so generated feedback can be tailored closer to an individual student project. In general, the best correctness threshold will depend on the actual task, the programs in the pool of candidate solutions, the test suite, and the program for which hints are to be generated.

5 Conclusions

Data-driven hint generation systems use candidate solutions for programming tasks in order to generate suggestions how learners could continue solving their task. Creating or selecting suitable candidate solutions is challenging, but crucially important for generating truly helpful hints: If a student attempts a valid solution path for which no model solution exists, a data-driven hint generation system may provide counterproductive hints, leading to unnecessary U-turns in students' learning paths. Students might wrongly attribute this to missing capabilities, a situation that is unfair, undesirable and may be harmful. On the other hand, if programs that use the appropriate solution path, but are otherwise incorrect, are used for hint generation, the resulting hints may be arbitrary or nonsensical and thus lead to even more confusion. In this paper we introduce CATNIP, which is, to the best of our knowledge, the first data-driven hint generation system for SCRATCH. CATNIP uses automated tests in order to select suitable solutions for hint generation, which makes it easy to consider more candidate solutions, while ensuring that they are sufficiently correct.

Our experiments with CATNIP demonstrate how the use of student solutions improves hints over the use of a single model solution, but also how the quality of the student solutions is important in determining the validity of the hints generated. Using CATNIP with an appropriate correctness threshold on an example dataset, the hints are of high quality and guide towards improved functionality. An important next step will be to integrate and evaluate the effects of using CATNIP in a real learning environment, to see whether students can use the generated hints when they face problems. This also provides further opportunities to improve CATNIP, for example by combining deletion and addition hints to replacement hints, by integrating Parsons problems [27] in hints, or by exploiting the automated tests within the hint generation algorithm itself. CATNIP is available at: <https://github.com/se2p/catnip>.

References

- [1] Nikolaus Augsten, Michael Böhlen, and Johann Gamper. 2005. Approximate Matching of Hierarchical Data Using pq-Grams. In *Proceedings of the 31st International Conference on Very Large Data Bases* (Trondheim, Norway) (VLDB '05). VLDB Endowment, 301–312.
- [2] David Bau, Jeff Gray, Caitlin Kelleher, Josh Sheldon, and Franklyn Turbak. 2017. Learnable Programming: Blocks and Beyond. *Commun. ACM* 60, 6 (May 2017), 72–80. <https://doi.org/10.1145/3015455>
- [3] Bryce Boe, Charlotte Hill, Michelle Len, Greg Dreschler, Phillip Conrad, and Diana Franklin. 2013. Hairball: Lint-inspired static analysis of scratch projects. *SIGCSE 2013 - Proceedings of the 44th ACM Technical Symposium on Computer Science Education*, 215–220. <https://doi.org/10.1145/2445196.2445265>
- [4] Allan Collins and Manu Kapur. 2014. *Cognitive Apprenticeship* (2 ed.). Cambridge University Press, 109–127. <https://doi.org/10.1017/CBO9781139519526.008>
- [5] Martin Fowler. 1999. *Refactoring: Improving the Design of Existing Code*. Addison-Wesley, Boston, MA, USA.
- [6] Christoph Frädich, Florian Obermüller, Nina Körber, Ute Heuer, and Gordon Fraser. 2020. Common Bugs in Scratch Programs. In *Proceedings of the 2020 ACM Conference on Innovation and Technology in Computer Science Education* (Trondheim, Norway) (ITiCSE '20), 89–95. <https://doi.org/10.1145/3341525.3387389>
- [7] Dan Garcia, Brian Harvey, and Tiffany Barnes. 2015. The Beauty and Joy of Computing. *ACM Inroads* 6, 4 (Nov. 2015), 71–79. <https://doi.org/10.1145/2835184>
- [8] Stuart Hansen and Erica Eddy. 2007. Engagement and Frustration in Programming Projects. In *Proceedings of the 38th SIGCSE Technical Symposium on Computer Science Education* (Covington, Kentucky, USA) (SIGCSE '07). Association for Computing Machinery, New York, NY, USA, 271–275. <https://doi.org/10.1145/1227310.1227407>
- [9] Felienne Hermans and Efthimia Aivaloglou. 2016. Do code smells hamper novice programming? A controlled experiment on Scratch programs. In *2016 IEEE 24th International Conference on Program Comprehension (ICPC)*, 1–10. <https://doi.org/10.1109/ICPC.2016.7503706>
- [10] Felienne Hermans, Kathryn T. Stolee, and David Hoepelman. 2016. Smells in Block-Based Programming Languages. In *2016 IEEE Symposium on Visual Languages and Human-Centric Computing (VL/HCC)* (Cambridge, United Kingdom, 2016-09). IEEE, 68–72. <https://doi.org/10.1109/VLHCC.2016.7739666>
- [11] David Hovemeyer and William Pugh. 2004. Finding Bugs is Easy. *SIGPLAN Not.* 39, 12 (Dec. 2004), 92–106. <https://doi.org/10.1145/1052883.1052895>
- [12] David E Johnson. 2016. ITCH: Individual Testing of Computer Homework for Scratch Assignments. In *Proceedings of the 47th ACM Technical Symposium on Computing Science Education*. ACM, 223–227.
- [13] John Maloney, Mitchel Resnick, Natalie Rusk, Brian Silverman, and Evelyn Eastmond. 2010. The Scratch Programming Language and Environment. *ACM Transactions on Computing Education (TOCE)* 10 (11 2010), 16. <https://doi.org/10.1145/1868358.1868363>
- [14] Monica M. McGill and Adrienne Decker. 2020. Tools, Languages, and Environments Used in Primary and Secondary Computing Education. In *Proceedings of the 2020 ACM Conference on Innovation and Technology in Computer Science Education* (Trondheim, Norway) (ITiCSE '20). Association for Computing Machinery, New York, NY, USA, 103–109. <https://doi.org/10.1145/3341525.3387365>
- [15] Jesús Moreno-León and Gregorio Robles. 2014. Automatic detection of bad programming habits in scratch: A preliminary study. In *2014 IEEE Frontiers in Education Conference (FIE) Proceedings*, 1–4. <https://doi.org/10.1109/FIE.2014.7044055>
- [16] Thomas Price, Rui Zhi, and Tiffany Barnes. 2017. Evaluation of a Data-driven Feedback Algorithm for Open-ended Programming.
- [17] Thomas W. Price, Yihuan Dong, and Tiffany Barnes. 2016. Generating Data-driven Hints for Open-ended Programming. In *EDM*.
- [18] Thomas W. Price, Yihuan Dong, and Dragan Lipovac. 2017. ISnap: Towards Intelligent Tutoring in Novice Programming Environments. In *Proceedings of the 2017 ACM SIGCSE Technical Symposium on Computer Science Education* (Seattle, Washington, USA) (SIGCSE '17). Association for Computing Machinery, New York, NY, USA, 483–488. <https://doi.org/10.1145/3017680.3017762>
- [19] Brian J. Reiser and Iris Tabak. 2014. *Scaffolding* (2 ed.). Cambridge University Press, 44–62. <https://doi.org/10.1017/CBO9781139519526.005>
- [20] K Ann Renninger. 2010. Working with and cultivating the development of interest, self-efficacy, and self-regulation. *Innovations in Educational Psychology* (2010), 107.
- [21] Anthony V. Robins. 2019. *Novice Programmers and Introductory Programming*. Cambridge University Press, 327–376. <https://doi.org/10.1017/9781108654555.013>
- [22] Rishabh Singh, Sumit Gulwani, and Armando Solar-Lezama. 2012. Automated Feedback Generation for Introductory Programming Assignments. *ACM SIGPLAN Notices* 48 (04 2012). <https://doi.org/10.1145/2491956.2462195>
- [23] Andreas Stahlbauer, Christoph Frädich, and Gordon Fraser. 2020. Verified from Scratch: Program Analysis for Learners' Programs. In *In Proceedings of the International Conference on Automated Software Engineering (ASE)*. IEEE.
- [24] Andreas Stahlbauer, Marvin Kreis, and Gordon Fraser. 2019. Testing scratch programs automatically. In *Proceedings of the 2019 27th ACM Joint Meeting on European Software Engineering Conference and Symposium on the Foundations of Software Engineering*, 165–175.
- [25] Peeratham Techapalokul and Eli Tilevich. 2017. Quality Hound — An online code smell analyzer for scratch programs. In *2017 IEEE Symposium on Visual Languages and Human-Centric Computing (VL/HCC)*, 337–338. <https://doi.org/10.1109/VLHCC.2017.8103498>
- [26] Peeratham Techapalokul and Eli Tilevich. 2017. Understanding Recurring Quality Problems and Their Impact on Code Sharing in Block-Based Software. In *2017 IEEE Symposium on Visual Languages and Human-Centric Computing (VL/HCC)* (Raleigh, NC, USA, 2017-10). IEEE, 43–51. <https://doi.org/10.1109/VLHCC.2017.8103449>
- [27] Rui Zhi, Min Chi, Tiffany Barnes, and Thomas W. Price. 2019. Evaluating the Effectiveness of Parsons Problems for Block-Based Programming. In *Proceedings of the 2019 ACM Conference on International Computing Education Research* (Toronto ON, Canada) (ICER '19). Association for Computing Machinery, New York, NY, USA, 51–59. <https://doi.org/10.1145/3291279.3339419>
- [28] K. Zimmerman and C. R. Rupakheti. 2015. An Automated Framework for Recommending Program Elements to Novices (N). In *2015 30th IEEE/ACM International Conference on Automated Software Engineering (ASE)*, 283–288.