

Proving LTL Properties of Bitvector Programs and Decompiled Binaries (Extended)

Yuandong Cyrus Liu¹ Chengbin Pang¹, Daniel Dietsch², Eric Koskinen¹,
Ton-Chanh Le¹, Georgios Portokalidis¹, and Jun Xu¹

¹ Stevens Institute of Technology

² University of Freiburg

Abstract. There is increasing interest in applying verification tools to programs that have bitvector operations. SMT solvers, which serve as a foundation for these tools, have thus increased support for bitvector reasoning through bit-blasting and linear arithmetic approximations. In this paper we show that similar linear arithmetic approximation of bitvector operations can be done at the source level through transformations. Specifically, we introduce new paths that over-approximate bitvector operations with linear conditions/constraints, increasing branching but allowing us to better exploit the well-developed integer reasoning and interpolation of verification tools. We show that, for reachability of bitvector programs, increased branching incurs negligible overhead yet, when combined with integer interpolation optimizations, enables more programs to be verified. We further show this exploitation of integer interpolation in the common case also enables competitive termination verification of bitvector programs and leads to the first effective technique for LTL verification of bitvector programs. Finally, we provide an in-depth case study of decompiled (“lifted”) binary programs, which emulate X86 execution through frequent use of bitvector operations. We present a new tool DARKSEA, the first tool capable of verifying reachability, termination, and LTL of lifted binaries.

1 Introduction

There is increasing interest in using today’s verification tools in domains where bitvector operations are commonplace. Toward this end, there has been a variety of efforts to enable bitvector reasoning in Satisfiability Modulo Theory (SMT) solvers, which serve as a foundation for program analysis tools. One common strategy employed by these SMT solvers is *bit-blasting*, which translates the input bitvector formula to an equi-satisfiable propositional formula and utilizes Boolean Satisfiability (SAT) solvers to discharge it. Another strategy is to approximate bitvector operations with integer linear arithmetic [14]. CVC4 now employs a new approach called *int-blasting* [58], which reasons about bitvector formulas via integer nonlinear arithmetic.

Inspired by these SMT strategies, this paper explores the use of linear approximations of bitvector operations through source-level transformations, toward enabling Termination/LTL verification of bitvector programs. Our *bitwise branching* introduces new conditional, linear arithmetic paths that over-approximate

many but not all bitvector behaviors. These paths cover the common cases and, in the remaining cases, other paths fall back on the exact bitvector behavior. As a result, in the common case, the reasoning burden is shifted to linear arithmetic conditions/constraints, a domain more suitable to today’s automated Termination/LTL techniques. Bitwise branching can be combined with various tools, making it an appealing general strategy. We at first chose to implement bitwise branching within `ULTIMATE` [33] source code (during the C-to-Boogie [12] translation) so that we could compare against unmodified `Ultimate`, which is already one of the more effective Termination/LTL verifiers. Furthermore, to our knowledge other tools don’t allow one to flip a switch to enable their own bit-precise analysis (i.e., `CBMC`’s Bitblasting or `CPACHECKER`’s FixedSizeBitVectors theory) or disable that analysis, abstracting with integers. We needed such a switch to evaluate bitwise branching. Other tools that employ non-bitprecise techniques simply report ”Unknown” as soon as they encounter bit operations. We created rules for expressions and assignment statements, and implemented them as a source translation, it is incorporated into `ULTIMATE`.

We first examine the impact of bitwise branching on reachability and experimentally demonstrate that the translation imposes negligible overhead (from introducing additional paths to verify), yet allows existing tools to verifying more bitvector programs. Specifically, we first prepared 26 new bitvector reachability benchmarks, including examples drawn from Sean Anderson’s “BitHacks” repository¹, which use bitvector operations for various purposes. Without bitwise branching, `ULTIMATE`’s default setting (`Z3` and `SMTInterpol`) is only able to verify 2 of the 26 benchmarks. We show that bitwise branching allows us to verify these benchmarks with comparable performance with existing tools across a variety of back-end SMT solvers (`MATHSAT`, `Z3`, `CVC4`, `SMTInterpol`). We also show that bitwise branching is comparable in performance (both time and problems solved) with `Z3`.

The ability to use integer interpolation in the common case has far-reaching consequences, which we explore in the remainder of the paper. In Sec. 6 we show that, for bitwise termination benchmarks, bitwise branching improves `ULTIMATE` and is competitive with other tools that support termination of bitvector programs (e.g., `APROVE`, `KITTEL`, `CPACHECKER`). `SV-COPM` has a collection of benchmarks for various verification tasks, however, most `SV-COMP` benchmarks require little or no bitvector reasoning and they have no bitvector operations in them whatsoever. Others have bitvector operations, but those operations are not relevant to the property and existing tools abstract them away. Since the `SV-COMP` benchmarks do not include examples targeted to bitvector termination or bitvector LTL, we created new benchmarks by extending examples from the `SV-COMP` termination category [7] and submitted our benchmarks to `SV-COMP` repository, as well as the the `APROVE` bitvector benchmarks [1].

More notably, our work leads to one of the first tools for verifying temporal logic (LTL) properties of bitvector programs. To our knowledge, the only existing tool is `ULTIMATE`, and we show that bitwise branching improves `ULTI-`

¹ <https://graphics.stanford.edu/~seander/bithacks.html>

MATE’s ability to verify LTL from merely 3 examples to a total of 59 new LTL benchmarks (out of a total of 67 benchmarks), adapted from ULTIMATE’s LTL repository [8] and the BitHacks repository.

Case study: temporal verification of lifted binaries. In Sec. 7 we explore how bitwise branching can be used as part of a novel strategy for verifying decompiled (“lifted”) binaries. Lifted binaries have lost their source data-types and instead emulate the behavior of the architecture with extensive use of bitvector operations. We developed a new tool called DARKSEA, built on top of our ULTIMATE-based bitwise branching, as well as IDA PRO and MCSEMA. Although these decompilation tools generate IR/C programs and today’s verification tools do parse C programs, we also describe some critical translations that were needed to make the output of MCSEMA suitable for verification (rather than re-compilation).

We experimentally validated our work and show that DARKSEA is the first tool for verifying temporal properties of lifted binaries. DARKSEA is able to prove or disprove LTL properties of 8 lifted binaries. The most comparable alternative is ULTIMATE, which cannot prove any of them without DARKSEA’s translations, and can only verify 6 of them without bitwise branching.

Contributions. In summary, our contributions are:

- (Sec. 4) Bitwise branching for introducing paths with linear approximations.
- (Sec. 5) An evaluation showing that it allows one to prove reachability of more bitvector programs, with negligible overhead.
- (Sec. 6) An evaluation showing competitive performance on termination, and the first effective technique for LTL of bitvector programs.
- (Sec. 7) A case study and new tool called DARKSEA, the first temporal verification technique for decompiled (lifted) binaries.
- New suites of bitvector benchmarks for reachability (23), termination (31), LTL (41) and lifted binaries (8).

We conclude with related work (Sec. 8). All code, proofs and benchmarks are available online².

2 Motivating Examples

(1) Reachability	(2) Termination	(3) LTL $\varphi = \Box(\Diamond(n < 0))$
<pre>int r, s, x; while (x>0){ s = x >> 31; x--; r = x + (s&(1-s)); if (r<0) error(); }</pre>	<pre>a = *; assume(a>0); while (x>0){ a--; x = x & a; }</pre>	<pre>while(1) { n = *; x = *; y = x-1; while (x>0 && n>0) { n++; y = x n; x = x - y; } n = -1; }</pre>
and_reach1.c	and-01.c	or_loop3.c

² github.com/cyruliu/darksea

We will refer to the above bitvector programs throughout the paper. To prove **error** unreachable in the Example (1), a verifier must be able to reason about the bitvector \gg and $\&$ operations. Specifically, it must be able to conclude that expression $s\&(1-s)$ is always positive (so r cannot be negative) which also depends on the earlier $x\gg 31$ expression. We will use this example to explain our work in Sec. 4, and compare performance of ULTIMATE using state-of-the-art SMT solvers, with and without bitwise branching.

We will see that the key benefits of bitwise branching arise when concerned with termination and LTL. Example (2) involves a simple loop, in which a is decremented, but the loop condition is on variable x , whose value is a bitvector expression over a . Today’s tools for Termination of bitvector programs struggle with this example: APROVE, CPACHECKER and ULTIMATE report unknown and KITTEL and 2LS timeout after 900s (Apx. E). Critical to verifying termination of this program are (1) proving the invariant $x > 0 \wedge a > 0$ on Line 3 within the body of the loop and (2) synthesizing a rank function. To prove the invariant, tools must show that it holds after a step of the loop’s transition relation $T = x > 0 \wedge a' = a - 1 \wedge x' = x \& a'$, which requires reasoning about the bitwise- $\&$ operation because if we simply treat the $\&$ as an uninterpreted function, $\mathcal{I} \wedge T \wedge x' > 0 \not\Rightarrow \mathcal{I}'$.

The bitwise branching strategy we describe in this paper helps the verifier infer these invariants (and later synthesize rank functions) by transforming the bitvector assignment to x into linear constraint $x \leq a$, but only under the condition that $x > 0$ and $a > 0$. That is, bitwise branching translates the loop in Example (2) as depicted in the gray box to the right. This transformation changes the transition relation of the loop body from T (the original program) to T' :

```

1  a = *; assume(a > 0);
2  while (x > 0) {
3    { x > 0 & a > 0 }
4    a--;
5    if (x >= 0 && a >= 0)
6    then { x = *; assume(x <= a); }
7    else { x = x & a; }
8  }
```

$$T' = x > 0 \wedge a' = a - 1 \wedge ((x \geq 0 \wedge a' \geq 0 \wedge x' \leq a') \vee (\neg(x \geq 0 \wedge a' \geq 0) \wedge x' = x \& a'))$$

Importantly, when \mathcal{I} holds, the else branch with the $\&$ is infeasible, and thus we can treat the $\&$ as an uninterpreted function and yet still prove that $\mathcal{I} \wedge T' \wedge x' > 0 \implies \mathcal{I}'$. With the proof of \mathcal{I} a tool can then move to the next step and synthesizing a ranking function $\mathcal{R}(x, a)$ that satisfies $\mathcal{I} \wedge T' \implies \mathcal{R}(x, a) \geq 0 \wedge \mathcal{R}(x, a) > \mathcal{R}(x', a')$, namely, $\mathcal{R}(x, a) = a$.

Bitwise branching also enables LTL verification of bitvector programs. We examine the behavior of programs such as Example (3) above, with LTL property $\Box(\Diamond(n < 0))$. The state of the art program verifier for LTL is ULTIMATE, but ULTIMATE cannot verify this program due to the bitvector operations. (ULTIMATE’s internal overapproximation is too imprecise so it returns Unknown.) In Sec. 6 we show that with bitwise branching, our implementation can prove this property of this program in 8.04s.

Case study: Decompiled binary programs. In recent years many tools have been developed for decompiling (or “lifting”) binaries into a source code format [15,49,10,27,55]. The resulting code, however, has long lost the original

source abstractions and instead emulates the hardware, making frequent use of bitvector operations. These challenging programs are beyond the capabilities of existing tools for LTL verification, making them an interesting case study.

Consider the (source) program shown to the right. This program, which does not contain any bitvector operations, is taken from the ULTIMATE repository³. Some existing techniques and tools (*e.g.*, [21,8]) can prove that the LTL property $\Box(x > 0 \Rightarrow \Diamond(y = 0))$ holds. However, after the program is compiled (with `gcc`) and then disassembled and lifted (with IDPro and MCSEMA), the resulting code has many bitvector operations. The resulting lifted code is quite non-trivial (full version in Apx. A) and required substantial engineering efforts just to parse and analyze with existing verifiers (see Sec. 7). Let’s first focus on the bitvector complexities; here is a fragment of the lifted IR (in C for readability):

```

1  while(true) {
2      tmp_x = load i32, i32* bitcast (%x_type* @x to i32*)
3      ...
4      if ( ((tmp_x >> 31) == 0) & ((tmp_x == 0) ^ true) ) {
5          tmp_40 = add i32 tmp_x, -1
6          store i32 tmp_40, i32* bitcast (%x_type* @x to i32*)
7          tmp_xp = load i32, i32* bitcast (%x_type* @x to i32*)
8          tmp_42 = tmp_xp + -1; tmp_45 = tmp_42 >> 31;
9          tmp_43 = tmp_xp + -2; tmp_44 = tmp_43 >> 31;
10         if ((((((tmp_42 != 0u)&1)) & (((((tmp_44 == 0u)&1)) ^ ((((((tmp_44 ^
11             tmp_45) + tmp_45)) == 2u)&1)))&1)))&1))) {
12             store i32 0, i32* bitcast (%y_type* @y to i32*)
13         } else { break; }
14     }

```

Roughly, Line 4 corresponds to the `x>0` comparison, and Line 10 corresponds to the `x<=1` comparison. These bitvector operations, introduced to emulate the behavior of the binary, make it challenging for existing verification tools.

We describe a new tool DARKSEA that uses bitwise branching in the context of a decompilation toolchain involving IDA PRO, MCSEMA and ULTIMATE. The lifting performed by tools like MCSEMA is geared toward *recompilation* rather than verification, thus foiling existing tools. In Sec. 7.2 we describe translations performed by DARKSEA to tailor lifted binaries for verification. In Sec. 7.3, our experimental results show that DARKSEA is the first tool capable of proving reachability, termination and LTL of lifted binaries.

3 Preliminaries

Our formalization is based on Boogie programs [12], denoted P . Our implementations parse input source C programs (or binaries recompiled to C) that may have bitvector operations. These programs are then translated into Boogie programs, in which bitvector operations are represented as uninterpreted functions.

³ <http://github.com/ultimate-pa/ultimate/blob/dev/trunk/examples/LTL/simple/PotentialMinimizeSEVPABug.c>

Below is an abbreviated expression syntax of P :

$$\begin{aligned}
 e &::= Lit \mid Id \mid \dots \mid UninterpFn \\
 BinOp &::= + \mid - \mid * \mid / \mid \% \mid \&\& \mid \|\mid \mid ==> \mid <==> \mid \dots, \quad UnOp ::= - \mid ! \\
 &\dots \\
 UninterpFn &::= bwAnd \mid bwOr \mid bwXor \mid bwShL \mid bwShR \mid bwCompl
 \end{aligned}$$

Ultimate is an automaton based program analysis framework [35], it’s internal representation is boogie program with customized syntax⁴, Figure 1 shows boogie statement syntax implemented in Ultimate, automatic abstraction techniques (such as predicate analysis [20] and interpolation [45]) are employed on building control-flow automata.

$$\begin{array}{ll}
 Stmt ::= \text{assume } Expr; & | \text{assert } Expr; \\
 | \text{call forall } Id (NondetExpr); & | Id : Stmt \\
 | Lhs(, Lhs)^* := Expr(, Expr)^*; & | \text{break } Id; \\
 | \text{if } (NondetExpr)\{ Stmt^* \} Else & | \text{goto } Id(, Id)^*; \\
 | \text{while } (NondetExpr) LoopInv^* \{ Stmt^* \} & | \text{call CallLhs } Id (); \\
 | \text{call CallLhs } Id (Expr(, Expr)^*); & | \text{havoc } Id(, Id)^*; \\
 | \text{call forall } Id (Expr(, Expr)^*); & | \text{return}; \\
 Lhs ::= Id & | Id [Expr(, Expr)^*] \\
 NondetExpr ::= * \mid Expr & \\
 Else ::= \text{else if } (NondetExpr)\{ Stmt^* \} Else & | \text{else } \{ Stmt^* \} \\
 CallLhs ::= Id(, Id)^* := & \\
 LoopInv ::= \text{free invariant } Expr; &
 \end{array}$$

Fig. 1: Boogie statement syntax in Ultimate framework.

Definition 1 (Control-flow automaton). A (*deterministic*) control flow automaton (CFA) [39] is a tuple $\mathcal{A} = \langle Q, q_0, X, s, \longrightarrow \rangle$ where Q is a finite set of control locations and q_0 is the initial control location, X is a finite sets of typed variables, s is the loop/branch-free statement language (as defined earlier) and $\longrightarrow \subseteq Q \times s \times Q$ is a finite set of labeled edges.

We assume conditional branching has been transformed to non-deterministic branching: `if * then {assume(b); s_1 } else {assume(! b); s_2 }`. As discussed later, ULTIMATE (used in our implementation) has two modes: “bitvector mode,” in which these uninterpreted expressions are translated into SMT bitvector sorts and “integer mode,” in which they remain uninterpreted.

For the semantics, we assume a state space $\Sigma : Var \rightarrow Val$, mapping variables to values. We let $\llbracket e \rrbracket : \Sigma \rightarrow Val$ and $\llbracket s \rrbracket : \Sigma \rightarrow \mathcal{P}(\Sigma)$ be the semantics of expressions and statements, respectively, and $\llbracket P \rrbracket$ denotes traces of P .

4 Bitwise-branching

We build our *bitwise-branching* technique on the known strategy of transforming bitvector operations into integer approximations [14,58] but explore a new

⁴ <https://github.com/ultimate-pa/ultimate/wiki/Boogie>

$$\begin{aligned}
& e_1 = 0 \vdash_E e_1 \& e_2 \rightsquigarrow 0 \\
& (e_1 = 0 \vee e_1 = 1) \wedge e_2 = 1 \vdash_E e_1 \& e_2 \rightsquigarrow e_1 \\
& (e_1 = 0 \vee e_1 = 1) \wedge (e_2 = 0 \vee e_2 = 1) \vdash_E e_1 \& e_2 \rightsquigarrow e_1 \& \& e_2 \\
& \quad e_1 \geq 0 \wedge e_2 = 1 \vdash_E e_1 \& e_2 \rightsquigarrow e_1 \% 2 \\
& \quad e_2 = 0 \vdash_E e_1 | e_2 \rightsquigarrow e_1 \\
& (e_1 = 0 \vee e_1 = 1) \wedge e_2 = 1 \vdash_E e_1 | e_2 \rightsquigarrow 1 \\
& \quad e_2 = 0 \vdash_E e_1 \wedge e_2 \rightsquigarrow e_1 \\
& e_1 = e_2 = 0 \vee e_1 = e_2 = 1 \vdash_E e_1 \wedge e_2 \rightsquigarrow 0 \\
& (e_1 = 1 \wedge e_2 = 0) \vee (e_1 = 0 \wedge e_2 = 1) \vdash_E e_1 \wedge e_2 \rightsquigarrow 1 \\
& e_1 \geq 0 \wedge e_2 = \text{CHAR_BIT} * \text{sizeof}(e_1) - 1 \vdash_E e_1 \gg e_2 \rightsquigarrow 0 \\
& e_1 < 0 \wedge e_2 = \text{CHAR_BIT} * \text{sizeof}(e_1) - 1 \vdash_E e_1 \gg e_2 \rightsquigarrow -1
\end{aligned}$$

(a) Rewriting rules for arithmetic expressions.

$$\begin{aligned}
& e_1 \geq 0 \wedge e_2 \geq 0 \vdash_S r \text{ op}_{le} e_1 \& e_2 \rightsquigarrow r <= e_1 \& \& r <= e_2 \\
& e_1 < 0 \wedge e_2 < 0 \vdash_S r \text{ op}_{le} e_1 \& e_2 \rightsquigarrow r <= e_1 \& \& r <= e_2 \& \& r < 0 \\
& e_1 \geq 0 \wedge e_2 < 0 \vdash_S r \text{ op}_{eq} e_1 \& e_2 \rightsquigarrow 0 <= r \& \& r <= e_1 \\
& (e_1 = 0 \vee e_1 = 1) \wedge (e_2 = 0 \vee e_2 = 1) \vdash_S (e_1 | e_2) == 0 \rightsquigarrow e_1 == 0 \& \& e_2 == 0 \\
& e_1 \geq 0 \wedge \text{is_const}(e_2) \vdash_S r \text{ op}_{ge} e_1 | e_2 \rightsquigarrow r >= e_2 \\
& e_1 \geq 0 \wedge e_2 \geq 0 \vdash_S r \text{ op}_{ge} e_1 | e_2 \rightsquigarrow r >= e_1 \& \& r >= e_2 \\
& e_1 < 0 \wedge e_2 < 0 \vdash_S r \text{ op}_{eq} e_1 | e_2 \rightsquigarrow r >= e_1 \& \& r >= e_2 \& \& r < 0 \\
& e_1 \geq 0 \wedge e_2 < 0 \vdash_S r \text{ op}_{eq} e_1 | e_2 \rightsquigarrow e_2 <= r \& \& r < 0 \\
& e_1 \geq 0 \wedge e_2 \geq 0 \vdash_S r \text{ op}_{ge} e_1 \wedge e_2 \rightsquigarrow r >= 0 \\
& e_1 < 0 \wedge e_2 < 0 \vdash_S r \text{ op}_{ge} e_1 \wedge e_2 \rightsquigarrow r >= 0 \\
& e_1 \geq 0 \wedge e_2 < 0 \vdash_S r \text{ op}_{le} e_1 \wedge e_2 \rightsquigarrow r < 0 \\
& \quad e_1 \geq 0 \vdash_S r \text{ op}_{le} \sim e_1 \rightsquigarrow r < 0 \\
& \quad e_1 < 0 \vdash_S r \text{ op}_{ge} \sim e_1 \rightsquigarrow r >= 0
\end{aligned}$$

(b) Weakening rules for relational expressions and assignments. $\text{op}_{le} \in \{<, <=, ==, :=\}$, $\text{op}_{ge} \in \{>, >=, ==, :=\}$, and $\text{op}_{eq} \in \{==, :=\}$

Fig. 2: Rewriting rules. Commutative closures omitted for brevity.

direction: source-level transformations to introduce new conditional paths that approximate many (but not all) behaviors of a bitvector program. These new paths through the program have linear input conditions and linear output constraints and frequently cover all of the program's behavior (with respect to the goal property), but otherwise fall back on the original bitvector behavior when none of the input conditions hold. We provide two sets of bitwise-branching rules:

1. Rewriting rules of the form $\mathcal{C} \vdash_E e_{bv} \rightsquigarrow e_{int}$ in Fig. 2a. These rules are applied to bitwise arithmetic expressions e_{bv} and specify a condition \mathcal{C} for which one can use integer approximate behavior e_{int} of e_{bv} . In other words, rewriting rule $\mathcal{C} \vdash_E e_{bv} \rightsquigarrow e_{int}$ can be applied only when \mathcal{C} holds and a bitwise arithmetic expression e in the program structurally matches its e_{bv} with a substitution δ . Then, e will be transformed into a conditional approximation: $\mathcal{C}\delta ? e_{int}\delta : e_{bv}$. Note that, although modulo-2 is computationally more expensive, it is often more amenable to integer reasoning strategies. For conciseness, we omitted variants that arise from commutative re-ordering of the rules (in both Figs. 2a and 2b).

For example, consider the bitvector arithmetic expression $\mathbf{s}\&(1-\mathbf{s})$ in Example (1) of Sec. 2. If we apply the rewriting rule $e_1 \geq 0 \wedge e_2 = 1 \vdash_E e_1 \& e_2 \rightsquigarrow e_1 \% 2$ with the substitution $\mathbf{s}/e_1, 1-\mathbf{s}/e_2$ then the expression is transformed into $\mathbf{s} >= 0 \ \&\& \ (1-\mathbf{s}) == 1 \ ? \ \mathbf{s} \% 2 : (\mathbf{s}\&(1-\mathbf{s}))$. Since \mathbf{s} reflects the sign bit of the positive variable x , it is always 0 and the `if` condition is feasible. In general, we can further replace the remaining bitwise operation in the `else` expression with other applicable rules. There may still be executions that fall into the final catch-all case where the bitwise operation is performed. However, as we see in the subsequent sections of this paper, these case splits are nonetheless practically significant because often the final `else` is infeasible.

2. Weakening rules of the form $\mathcal{C} \vdash_S s_{bv} \rightsquigarrow s_{int}$ are in Fig. 2b. These rules are applied to relational condition expressions (*e.g.*, from assumptions) and assignment statements s_{bv} , specifying an integer condition \mathcal{C} and over-approximation transition constraint s_{int} . When the rule is applied to a statement (as opposed to a conditional), replacement s_{int} can be implemented as `assume(s_{int})`. When a weakening rule $\mathcal{C} \vdash_S s_{bv} \rightsquigarrow s_{int}$ is applied to an assignment s with substitution δ , the transformed statement is `if $\mathcal{C}\delta$ assume($s_{int}\delta$) else s_{bv}` . In addition, when s_{bv} of a weakening rule can be matched to the condition c in an `assume(c)` of the original program via a substitution δ , then the `assume(c)` statement is transformed to `if $\mathcal{C}\delta$ then assume($s_{int}\delta$) else assume(c)`. Following up Example (2) of Sec. 2, consider the set of statements of given program as alphabet set in CFA, Fig. 3 shows this rule application for $x = x \& a$ in automaton level, the top is the original automaton, the bottom is the transformed automaton after bitwise branching rule applied.

Lemma 1 (Rule correctness). *For every rule $\mathcal{C} \vdash_E e \rightsquigarrow e', \forall \sigma. \mathcal{C}(\sigma) \Rightarrow \llbracket e \rrbracket \sigma = \llbracket e' \rrbracket \sigma$. For every $\mathcal{C} \vdash_S s \rightsquigarrow s', \forall \sigma. \mathcal{C}(\sigma) \Rightarrow \llbracket s \rrbracket \sigma \subseteq \llbracket s' \rrbracket \sigma$.*

We encode each rule in Z3 script, proof details are in Appendix D. The rules in Fig. 2a and Fig. 2b were developed empirically, from the reachability/termination/LTL benchmarks in the next sections and, especially, based on patterns found in decompiled binaries (Sec. 7). We then generalized these rules to expand coverage.

Translation algorithm. We implemented bitwise branching via a translation algorithm, in a fork of ULTIMATE. We denote our version as ULTIMATEBWB, and will be releasing it publicly shortly. Our translation acts on the AST of the program, with one method $T_E : \mathbf{exp} \rightarrow \mathbf{exp}$ to translate expressions and another method $T_S : \mathbf{stmt} \rightarrow \mathbf{stmt}$ to translate assignment statements, each according to the set of available rules, algorithms of T_E and T_S see Apx. C.

In brief, when we reach a node with a bitwise operator, we recursively translate the operands, match the current operator against our collection of rules, and apply all matching rules to construct nested if-then-else expressions/statements. We found that, when multiple rules matched, the order did not matter much.

Let $T_E\{e\} : e$ denote the result of applying substitutions to e , and similar for $T_S\{s\} : s$. We lift this to a translation on a Boogie program P with $T_E\{P\} : P$ and $T_S\{P\} : P$, referring to all expressions and statements in P , respectively.

Theorem 1 (Soundness). *For every P, T_E, T_S , $\llbracket P \rrbracket \subseteq \llbracket T_S\{T_E\{P\}\} \rrbracket$.*

Proof. Induction on traces, showing equality on expression translation T_E via induction on expressions/statements and then inclusion on statement translations T_S . First show that T_E preserves traces equivalence. Structural induction on e , with base cases being constants, variables, etc. In the inductive case, for a bitvector operation $e_1 \otimes e_2$, assume e_1, e_2 has been (potentially) transformed to e'_1, e'_2 (resp.) and that Lemma 1 holds for each $i \in \{1, 2\}$: $\forall \sigma. \llbracket e_i \rrbracket \sigma = \llbracket e'_i \rrbracket \sigma$. Since \otimes is deterministic, $\llbracket e'_1 \otimes e'_2 \rrbracket \sigma = \llbracket e_1 \otimes e_2 \rrbracket \sigma$. Finally, applying the transformation to \otimes , we show that $\llbracket T_E\{e'_1 \otimes e'_2\} \rrbracket = \llbracket e'_1 \otimes e'_2 \rrbracket$ again by Lemma 1. Next, for each statement s or relational condition c step, we prove T_S preserves trace inclusion: that $\llbracket s \rrbracket \subseteq \llbracket T_S\{s\} \rrbracket$ or that $\llbracket c \rrbracket \subseteq \llbracket T_S\{c\} \rrbracket$. We do not recursively weaken conditional boolean expressions, which would require alternating strengthening/weakening. Thus, inclusion holds directly from Lemma 1.

5 Reachability of Bitvector Programs

We now evaluate the effectiveness of bitwise branching (BwB), as implemented in our ULTIMATEBWB, toward reachability verification over our new suite of 28 bitvector programs, including those adapted from existing code snippets like the “BitHacks” programs, which use bitwise operations for various tasks.

We ran our experiments with BENCHEXEC [13] on a machine with an AMD Ryzen 3970X 32 Core CPU with 3.7GHz and 256GB RAM running Linux 5.4.65. We limited CPU time to 5 minutes, memory to 8GB, and restricted each run to two cores. We built ULTIMATE 0.2.1 from source⁵ and used it as baseline.

The results are summarized in Table 1. Labels are ✓ for satisfied properties, ✗ for violated properties with counterexamples, and ? for the unknown results where the tools could not decide. We also report timeouts (T), out-of-memory (M), crashes (♣), and highlight false positive (✗✗) and false negative (✗✓) results in gray, if any. ULTIMATE has two modes: *integer* and *bitvector*, each specialized to the corresponding kind of programs. In ULTIMATE’s integer mode, overflow/underflow is accounted for with `assume` statements. In its bitvector mode, ULTIMATE can utilize a variety of back-end SMT solvers with internal bitvector reasoning strategies, such as CVC4, Z3 and MATHSAT (MS). By contrast, ULTIMATEBWB does not use bitvector mode but instead transforms bitvector programs (through bitwise branching) and verifies them in ULTIMATE’s integer mode using the same set of back-end SMT solvers. Table 1 shows that

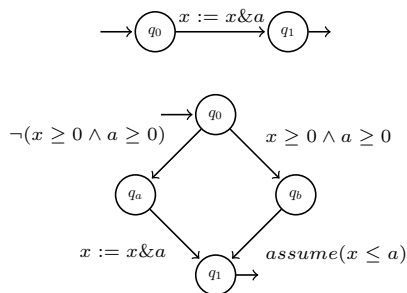


Fig. 3: Weakening rules application in CFA (simplified for demonstration).

⁵ github.com/ultimate-pa/ultimate, b4afca67, dev

Table 1: Performance of ULTIMATE on bitvector programs, *e.g.*, drawn from Sean Andersen’s “Bit Hacks” repository, using various SMT solvers, with and without bitwise branching (BwB).

	Integer						Bitvector			
	BwB CVC4	BwB MS Itp	BwB MS	BwB SItp+Z3	SItp+Z3	BwB Z3	CVC4	MS Itp	MS	Z3
Simple										
logic_cmpl.c	✓ 6.10s	✓ 5.28s	✓ 5.43s	✓ 5.68s	? 4.90s	✓ 5.91s	✓ 5.90s	✓ 5.65s	✓ 6.86s	✓ 5.67s
logic_cmpl_f.c	✓ 6.97s	✓ 6.64s	✓ 6.74s	✓ 5.09s	? 6.69s	✓ 6.76s	✓ 5.05s	✓ 4.74s	✓ 4.92s	✓ 4.96s
and_loop.c	✓ 7.27s	✓ 5.39s	✓ 6.14s	✓ 5.42s	✓ 5.42s	✓ 5.19s	✓ 5.60s	✓ 6.49s	✓ 5.21s	✓ 5.46s
and_loop_f.c	✓ 6.72s	✓ 6.57s	✓ 5.52s	✓ 5.47s	✓ 6.90s	✓ 7.55s	✓ 5.44s	✓ 6.55s	✓ 6.92s	✓ 6.99s
logic_or.c	✓ 6.11s	✓ 5.35s	✓ 7.93s	✓ 7.19s	? 5.36s	✓ 6.11s	✓ 7.02s	✓ 6.02s	✓ 7.49s	✓ 6.89s
logic_or_f.c	✓ 5.35s	✓ 4.91s	✓ 5.52s	✓ 4.58s	? 4.85s	✓ 4.93s	✓ 5.47s	✓ 5.68s	✓ 4.66s	✓ 5.22s
logic_and.c	✓ 10.91s	✓ 7.27s	✓ 11.66s	✓ 7.30s	? 5.64s	✓ 8.83s	✓ 5.89s	✓ 6.88s	✓ 7.04s	✓ 6.80s
logic_and_f.c	✓ 4.94s	✓ 4.93s	✓ 5.01s	✓ 6.42s	? 6.36s	✓ 4.58s	✓ 4.98s	✓ 5.04s	✓ 4.95s	✓ 4.88s
logic_xor.c	✓ 5.99s	✓ 5.54s	✓ 5.94s	✓ 5.06s	? 6.64s	✓ 5.69s	✓ 5.77s	✓ 5.23s	✓ 5.30s	✓ 5.25s
logic_xor_f.c	✓ 4.90s	✓ 4.93s	✓ 5.19s	✓ 4.64s	? 5.16s	✓ 5.16s	✓ 5.29s	✓ 5.02s	✓ 6.26s	✓ 4.87s
and_reach1.c	✓ 8.17s	✓ 5.08s	✓ 7.59s	✓ 5.80s	? 5.08s	✓ 10.77s	✓ 7.10s	✓ 5.06s	✓ 5.94s	✓ 5.61s
and_reach2.c	✓ 6.53s	✓ 5.21s	✓ 6.40s	✓ 5.28s	? 6.50s	✓ 8.14s	✓ 5.94s	✓ 5.31s	✓ 6.10s	✓ 7.51s
BitHacks										
parity_f.c	✓ 6.24s	✓ 5.72s	✓ 5.64s	✓ 5.67s	? 5.33s	✓ 6.14s	✓ 5.66s	✓ 5.32s	✓ 5.95s	✓ 5.73s
cnt-bits-set.c	✓ 8.16s	✓ 7.59s	✓ 8.34s	✓ 7.84s	? 7.18s	✓ 8.62s	✓ 7.26s	✓ 7.50s	✓ 7.62s	✓ 8.01s
cnt-bits-set_f.c	✓ 5.99s	✓ 5.26s	✓ 5.88s	✓ 5.98s	? 5.90s	✓ 5.93s	✓ 6.56s	✓ 5.78s	✓ 5.67s	✓ 5.75s
display-bit.c	✓ 5.92s	✓ 7.46s	✓ 5.68s	✓ 7.28s	? 6.11s	✓ 6.11s	✓ 7.25s	✓ 5.46s	✓ 6.29s	✓ 5.81s
display-bit_f.c	✓ 34.16s	✓ 51.33s	✓ 28.61s	✓ 35.44s	? 7.60s	✓ 26.64s	✓ 29.78s	✓ 44.89s	✓ 27.13s	✓ 32.37s
display-bit1.c	✓ 7.08s	✓ 5.83s	✓ 30.98s	✓ 5.81s	? 5.43s	✓ 6.47s	✓ 7.69s	✓ 5.42s	✓ 22.28s	✓ 5.65s
display-bit1_f.c	✓ 25.34s	✓ 43.19s	✓ 24.94s	✓ 24.63s	? 6.43s	✓ 19.91s	✓ 25.27s	✓ 35.84s	✓ 20.87s	✓ 24.73s
reverse-bits.c	✓ 7.69s	✓ 6.36s	✓ 7.11s	✓ 6.35s	? 5.01s	✓ 7.34s	✓ 6.36s	✓ 5.77s	✓ 6.21s	✓ 6.36s
reverse-bits_f.c	✓ 7.67s	✓ 7.05s	✓ 7.12s	✓ 7.22s	? 6.67s	✓ 7.46s	✓ 6.80s	✓ 6.57s	✓ 6.87s	✓ 6.81s
cz-bits-trailing.c	✓ 6.32s	✓ 5.16s	✓ 5.89s	✓ 6.08s	? 6.12s	✓ 5.83s	✓ 5.73s	✓ 6.10s	✓ 5.78s	✓ 6.24s
cz-bits-trailing_f.c	✓ 7.11s	✓ 6.72s	✓ 6.68s	✓ 7.22s	? 6.54s	✓ 6.77s	✓ 6.93s	✓ 7.12s	✓ 6.42s	✓ 6.79s
cnt-bits-BK1.c	✓ 8.99s	✓ 5.48s	✓ 38.14s	✓ 5.44s	? 5.40s	✓ 34.03s	✓ 6.27s	T 300.81s	✓ 5.01s	✓ 5.80s
cnt-bits-BK1_f.c	✓ 5.30s	✓ 4.96s	✓ 5.51s	✓ 5.70s	? 5.12s	✓ 5.29s	✓ 5.36s	✓ 5.54s	✓ 4.99s	✓ 5.02s
cnt-bits-BK.c	✓ 5.43s	✓ 4.79s	✓ 4.97s	✓ 4.74s	? 5.10s	✓ 5.02s	✓ 5.62s	✓ 5.10s	✓ 4.81s	✓ 5.00s
cnt-bits-BK_f.c	✓ 7.70s	✓ 6.92s	✓ 7.41s	✓ 7.23s	? 6.60s	✓ 7.06s	✓ 7.45s	✓ 7.02s	✓ 6.57s	✓ 7.50s
parity1.c	✓ 6.55s	✓ 19.52s	✓ 6.76s	✓ 6.11s	? 24.22s	✓ 6.65s	T 300.97s	✓ 80.68s	T 300.96s	T 300.96s
∑Time	242.14s	266.64s	285.59s	222.99s	189.62s	251.51s	517.86s	608.01s	522.57s	515.84s

the performance of the integer verification with bitwise branching is comparable to the bitvector verification, despite the fact that the bitwise branching transformation may introduce many new paths.

Because ULTIMATE’s verification algorithms heavily utilize interpolation for optimizations, we also ran the experiment with interpolation enabled when possible, using MATHSAT’s interpolation (MS Itp, in both modes) and SMTINTERPOL (SItp, only in the integer mode because SMTINTERPOL does not support bitvectors). Notably, without bitwise branching, ULTIMATE can only verify 2 of 28 programs using the default setting (SItp+Z3) in its integer mode while ULTIMATEBWB can verify all 28 programs in the same settings. Moreover, while interpolation is less effective in the bitvector mode (see MS Itp vs. MS), when combined with bitwise branching in the integer mode, it improves over those solvers (about 1.2x speedup, the total time for all benchmarks at the bottom row of Table 1, *e.g.* see total time, BwB MS Itp vs BwB SItp+Z3) and has the best results (BwB SItp+Z3 column).

6 Termination and LTL of Bitvector Programs

We now evaluate bitwise branching on the main target: liveness properties of bitvector programs. There are few comparable tools that support bitvector

reasoning and these properties; the most comparable (and mature) tools are listed to the right, along with their limitations.

Termination. We compare bitwise branching with the termination provers in the table to the right. We applied

these tools to two benchmarks suites: (i) We first used 18 bitvector terminating programs selected from APROVE’s bitvector benchmarks [38]. Notably, those benchmarks were designed with general bitvector arithmetic in mind so that there is only a small portion of bitvector programs in it (i.e. 18/118 or 15%). (ii) We therefore built a second set of 31 termination benchmarks, including 18 terminating programs (✓) and 13 non-terminating programs (✗), called TermBitBench with bitvector operations including bitwise |, &, ^, <<, >>, ~.

Results. To the right is a table summarizing our results (details see Apx. E). For the APROVE benchmarks, our tool can correctly prove the termination or non-termination of 2 programs, which is less than the number of programs that can be proved by CPACHECKER (3), KITTEL (3), and 2LS (14). However, for TermBitBench, while ULTIMATEBWB can prove *all* 31 programs, CPACHECKER, KITTEL, and 2LS can only prove at most 16 programs. Moreover, while our tool was built on top of ULTIMATE, it outperforms ULTIMATE

in proving termination and non-termination of bitwise programs. This is because ULTIMATE’s algorithms for synthesizing termination [36] and non-termination proofs [43] are not applicable to SMT formulas containing bitvectors. As a consequence, ULTIMATE relies on integer-based encodings of source programs together with overapproximations of bitwise operations. These results confirm that bitwise branching provides an effective means for termination of bitvector programs. Note that there are 6 false results in AproveBench for termination, they are spurious counterexamples that arise due to Ultimate’s overapproximation for unsigned integers, they do not involve branches created by our bitwise branching strategy.

Tool	BitVec.	Term.	LTL
ULTIMATE	Limited	Yes	Yes
APROVE ⁶ [31]	Yes	Yes	No
KITTEL ⁷ [28]	Yes	Yes	No
CPACHECKER ⁸	Limited	Yes	No
2LS ⁹ [18]	Yes	Yes	No
ULTIMATEBWB	Yes	Yes	Yes

	(ii) TermBitBench						(i) AproveBench					
	APROVE	CPACHECKER	KITTEL	2LS	ULTIMATE	ULTIMATEBWB	APROVE	CPACHECKER	KITTEL	2LS	ULTIMATE	ULTIMATEBWB
✓	5	1	7	8	2	18	1	3	3	14	2	2
✓✓	1	-	-	-	-	-	-	-	-	-	-	-
✗	6	10	-	8	-	13	-	-	-	-	-	-
✗✗	2	7	-	3	-	-	-	10	-	-	2	6
?	14	13	-	-	29	-	10	3	-	1	14	8
T	3	-	19	12	-	-	7	-	10	2	-	1
M	-	-	-	-	-	-	-	-	-	1	-	1
⚡	-	-	5	-	-	-	-	2	5	-	-	-

⁶ github.com/aprove-developers/aprove-releases/releases, master_2019_09_03

⁷ github.com/s-falke/kittel-koat, c00d21f, master

⁸ github.com/sosy-lab/cpachecker, c2f1d8cce6, master

⁹ github.com/diffblue/2ls, d35ccf73, master

Linear temporal logic. We compared our tool against `ULTIMATE`, which is the state-of-the-art LTL prover and the only mature LTL verifier that supports bitvector programs. To our knowledge, there are no available bitwise benchmarks with LTL properties so we create new benchmarks for this purpose: (iii) New hand-crafted benchmarks called `LTLBitBench` of 42 C programs with LTL properties, in which bitwise operations are heavily used in assignments, loop conditions, and branching conditions. There are 22 programs in which the provided LTL properties are satisfied (✓) and 20 programs in which the LTL properties are violated (✗). (iv) Benchmarks adapted from the “BitHacks” programs, consisting of 26 programs with LTL properties (18 satisfied and 8 violated).

The table to the right summarizes the result of applying `ULTIMATE` and `ULTIMATEBWB` on these two bitvector benchmarks (see Apx E for details). `ULTIMATEBWB` outperforms `ULTIMATE`: `ULTIMATEBWB` can successfully verify 41 of 42 programs in `LTLBitBench` and 18 of 26 `BitHacks` programs while `ULTIMATE` can only handle a few of them. Note that we have more out-of-memory results in `BitHacks` Benchmarks, perhaps due to memory consumption reasoning about the introduced paths. In conclusion, bitwise branching appears to be the first effective technique for verifying LTL properties of bitvector programs.

	(iv)BitHacks		(iii)LTLBitBench	
	ULTIMATE	w. BwB	ULTIMATE	w. BwB
✓	3	10	-	21
✗	-	7	-	20
?	21	5	42	-
T	1	1	-	1
M	1	3	-	-

7 Case Study: LTL of Decompiled Binaries

Decompiled binary executables are rife with bitvector operations, making them an interesting domain for a case study. Many tools [27,9,53,29,30,40,25] have been developed for decompilation. Similar to compilation, the decompilation process consists of multiple phases, beginning with disassembly. Some techniques have emerged for verifying low-level aspects of decompiled binaries such as architectural semantics [52,24,11], decompilation into logic [47,48,49,55], and translation validation [23] (discussed in Sec. 8).

Further along the decompilation process, other tools aim to represent a binary at a higher level of abstraction through a process called *lifting*. A lifted binary can be represented in IR or source code, but includes only some of the source-level abstractions of the original program. Instead, a lifted “program” emulates the machine itself, with data structures that mimic the hardware (*e.g.*, registers, flags, stack, heap, etc.) and control that mimics the behavior of the binary.

While some of the above mentioned works involve manual or semi-automated proofs of safety properties, we have not yet seen many automated techniques for verifying reachability, termination and temporal properties of those lifted binaries. To a large extent today’s automated verification techniques have relied on source abstractions (*e.g.*, invariants and rank functions over loop variables, structured control flow, procedure boundaries, etc.).

7.1 Bitvector operations in lifted binaries

Lifted binaries frequently use bitvector operations *e.g.*, to reflect signed/unsigned comparison of variables whose type was lost in compilation. As we show in Sec. 7.3, lifted programs are beyond the capabilities of termination verification tools such as ULTIMATE, CPACHECKER, APROVE or KITTEL.

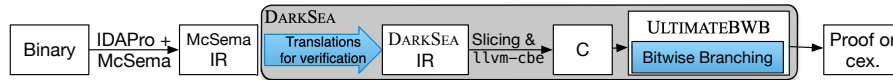
Returning to Example (3), while the source code for the inner loop of `PotentialMinimizeSEVPABug.c` is straight-forward (decrementing `x` and assigning 0 to `y` if `x <= 1`), the corresponding expressions in the lifted binaries involve multiple bitvector operations:

```
((tmp_42 != 0u)&1) &
((((tmp_44 == 0u)&1 ^ (((((tmp_44 ^ tmp_45) + tmp_45) == 2u)&1))))&1)))&1
```

This expression simulates branch comparisons that the machine would perform on values whose type was discarded during compilation. The source code variable `x` is a signed integer, but compilation has stripped its type. During decompilation, to approximate, lifting procedures consider these `tmp` variables (and all integer variables) to be unsigned. Meanwhile, in the binary, the condition `x <= 0` is compiled to be a *signed* comparison. Therefore, lifting recreates a signed comparison using the unsigned `tmp` variables. Lifted binaries are good candidates for bitwise branching. For the above example, we can use three rules: R-RightShift-Pos, R-And-1, R-And-Log (rule labels see Apx. B).

7.2 DARKSEA: A toolchain for temporal verification of lifted binaries

Bitvector operations are not the only issue: lifted binaries have several other wrinkles that preclude them from being verified with today’s tools. We briefly discuss these issues and how we address them in a new toolchain called DARKSEA, the first tool capable of verifying reachability, termination and LTL properties of lifted binaries. DARKSEA is comprised of several components:



DARKSEA takes as input a lifted binary (obtained from IDA PRO and MCSEMA) in LLVM IR format, which then can be converted to C via `llvm-cbe`.

Lifting tools like MCSEMA [10,27] are often designed with the goal of *re-compilation* rather than verification. Consequently, the MCSEMA IR, even if converted to C, cannot be analyzed by existing tools (see Sec. 7.3) which either crash, timeout, memout, or fail during parsing. We therefore perform a series of translations discussed below to re-target the lifted binaries into a format more amenable to verification, which we then input to ULTIMATEBWB. The translations below work with LLVM-8.0 and consist of around 500 lines of C++ and 200 lines of `bash`. We also identified and fixed several defects in MCSEMA [4,6,5].

1. *Run-time environment.* For re-compilation, lifting yields code that switches context between the run-time environments and the simulated code, akin to how a loader moves environment variables onto the stack. A first pass of DARKSEA analyzes lifted output to discover the original program’s main, decouples the surrounding context-switch code, and removes it.
2. *Passing emulation state through procedures.* MCSEMA generates lifted programs in which function arguments pass emulation state that is used for re-compilation. We found this to make it difficult for verifiers to track state. We thus eliminate these arguments from every function call, creating a single global pointer to the emulation state struct and replacing all uses of the first argument in the function body with a use of our new pointer.
3. *Nested structures.* Lifted binaries simulate hardware features (e.g., registers, arithmetic flags, FPU status flags) and, for cache efficiency, represent them as nested structures, e.g., `state->general_registers.register13.union.uint64ce11`. DARKSEA flattens these nested data structures, creating individual variables for all the innermost and separable fields, and then translates accesses to these nested structures.
4. *Property-directed slicing.* Not all the instructions are relevant to the properties we aim to verify, so we further slice the program to keep only property-dependent code, using DG [17] in termination-sensitive mode. For LTL properties, we use the atomic propositions’ variables to seed our slicing criteria.

More detail about these translations (and an example) can be found in Apx. H.

7.3 Experiments

We evaluated whether our translations (Sec. 7.2) and bitwise branching (Sec. 4) enabled tools to verify termination and LTL properties of decompiled binaries.

Termination of lifted binaries. As discussed in Sec. 6, there are several termination provers that support bitvector programs. We thus applied those termination provers to today’s lifting results on both the raw output of MCSEMA and then on the output of our translation. We used a standard termination benchmark (i.e., 18 small, but challenging programs in literature selected from the SV-COMP `termination-crafted` benchmark). As discussed in Sec. 7.2, lifted code is more complicated than its corresponding source (e.g., >10k vs 533 LOC in total). Although today’s termination

Table 2: Termination of Lifted Binaries, with and without DARKSEA translations.

	Raw McSema					DARKSEA transl.						
	APROVE	CPACHECKER	KITTEL	2LS	ULTIMATE	ULTIMATEBWB	APROVE	CPACHECKER	KITTEL	2LS	ULTIMATE	ULTIMATEBWB
✓	-	-	-	-	-	-	-	-	-	-	18	18
✳	-	18	-	-	3	-	-	-	-	-	-	-
M	-	-	-	-	-	3	-	-	-	-	-	-
T	-	-	18	-	15	15	-	18	18	-	-	-
?	18	-	-	18	-	-	18	-	-	18	-	-

provers can verify the source of these programs, they struggle to analyze the corresponding code lifted from the programs’ binaries, as seen in the **Raw McSema** columns in Table 2. (Details are given in Tables 8 and 9 in Apx. H.) We devoted genuine effort to overcome small hurdles but, fundamentally, without the DARKSEA translations, tools struggled for the following reasons:

- APROVE: Errors in conversion from LLVM IR to internal representation.
- KITTEL: Parsing (from C to KITTEL’s format via LLVM bitcode with LLVM2KITTEL) succeeded, but then KITTEL silently hung until timeout.
- CPACHECKER: Crashes on all benchmarks, while parsing system headers.
- ULTIMATE: Crashes on 3 benchmarks, due to inconsistent type exceptions.

Table 2 also shows the verification results of those termination provers when applied to DARKSEA’s translated output (second set of columns).

In sum, the results show that our translations benefit both CPACHECKER and ULTIMATE (which already have sophisticated parsers), reducing crashes in analyzing lifted code. As highlighted in green, DARKSEA translations enabled ULTIMATE to prove termination on all of the 18 lifted programs, as compared to ULTIMATE timing out on 15 of the programs without DARKSEA’s translations.

LTL of lifted binaries. We finally evaluate the effectiveness of DARKSEA in proving LTL properties of 8 lifted binaries. In Table 3 we report the LTL property and expected verification result of each benchmark, as well as the verification time and result of ULTIMATE and DARKSEA on them (details in Apx. I). Green cells use slightly different settings (enabled SBE, there are various setting strategies in ULTIMATE framework [33]). DARKSEA’s translations eliminate unsoundness results that come from applying ULTIMATE directly to McSEMA IR (detailed table in Apx. I).

Table 3: ULTIMATE vs. DARKSEA on lifted programs with LTL properties.

Benchmark	Property	Exp.	ULTIMATE		DARKSEA	
			Time	Result	Time	Result
01-exsec2.s.c	$\diamond(\Box x = 1)$	✓	4.45s	✘	11.23s	✓
01-exsec2.s.f.c.c	$\diamond(\Box x \neq 1)$	✘	6.31s	✘	10.36s	✘
SEVPA_gccO0.s.c	$\Box(x > 0 \Rightarrow \diamond y = 0)$	✓	6.31s	✘	22.92s	✓
SEVPA_gccO0.s.f.c	$\Box(x > 0 \Rightarrow \diamond y = 2)$	✘	5.16s	?	14.92s	✘
acqrel.simplify.s.c	$\Box(x = 0 \Rightarrow \diamond y = 0)$	✓	5.17s	✘	9.00s	✓
acqrel.simplify.s.f.c.c	$\Box(x = 0 \Rightarrow \diamond y = 1)$	✘	6.06s	✘	17.60s	✘
exsec2.simplify.s.c	$\Box \diamond x = 1$	✓	4.92s	✘	5.60s	✓
exsec2.simplify.s.f.c.c	$\Box \diamond x \neq 1$	✘	4.55s	✘	6.28s	✘

In summary, we have shown that DARKSEA can verify reachability, termination and LTL properties of lifted binaries. To our knowledge, DARKSEA is the first to do so.

8 Related Work

Bitvector reasoning. Many works support bitvector reasoning in SMT solvers (*e.g.*, [56]). Kroening *et al.* [42] perform predicate image over-approximation. Niemetz *et al.* [50] propose a translation from bitvector formulas with parametric bit-width to formulas in a logic supported by SMT solvers, making SMT-based procedures available for variant-size bitvector formulas.

He and Rakamarić [32] build on spurious counterexamples from overapproximations of bitvector operations. Mattsen *et al.* [44] use a BDD-based abstract domain for indirect jump reasoning. Bryant *et al.* [16] iteratively construct an abstraction of a bit vector formula.

Other works have targeted reasoning about *termination* of bitvector programs. Cook *et al.* [22] use Presburger arithmetic for representing rank functions. Chen *et al.* [19] employ lexicographic rank function synthesis for bit precision and rely on the bit-precision of an underlying SMT solver. Falke *et al.* [28] propose an approach, implemented in KITTEL, which derives linear approximations of bitvector operations using some rules similar to our bitwise-branching rules for expressions. However, Falke *et al.* create a large disjunction of cases which puts a large burden on the solver. By contrast, our bitwise-branching creates multiple verification paths, but solver queries for most of them can be avoided through integer interpolation. As we show in Sec. 6, our ULTIMATEBWB was able to solve 33/49 benchmarks, where as KITTEL solved only 10. Moreover, KITTEL does not support LTL properties and crashes on lifted binaries.

Tools for disassembly and decompilation. Jakstab [41] focuses on accurate control flow reconstruction in the *disassembly* process. BAP [15] performs static disassembly of stripped binaries. Angr [54] includes symbolic execution and value-set analysis used especially for control flow reconstruction. IDA Pro [53] (used in DARKSEA) demonstrated high accuracy and uses value-set-analysis. Hex-Rays Decompiler [3], Ghidra [9], and Snowman [25] further de-compile disassembled output to higher level representations such as LLVM IR or C code.

Verifying binaries. Some works focus on the low-level aspects of the binary and aim at precise de-compilation. Roessle *et al.* [52] de-compile x86-64 into a big step semantics. Earlier, others performed “decompilation-into-logic” (DiL) [47,48,49], translating assembly code into logic. While DiL provides a rich environment for precise reasoning about fine-grained instruction-level details, it incurs high complexity for reasoning about more coarse-grained properties such as reachability, termination, and temporal logic. In more recent work, Verbeek *et al.* [55] use the semantics of Roessle *et al.* [52] and describe techniques to decompile into re-compilable code.

Others focus on verifying the decompilation/lifting process itself. Dasgupta *et al.* [23] describe a translation validation on x86-64 instructions that employs their semantics for x86-64 (Dasgupta *et al.* [24]). Metere *et al.* [46] use HOL4 to verify a translation from ARMv8 to BAP. Hendrix *et al.* [37] discuss their ongoing work on verifying the translation performed by their lifting tool **reopt**. Numerous other works (*e.g.*, Sail [11]) provide formal semantics of ISAs.

9 Conclusion

We have shown that a source-level translation to approximate bitvector operations leads to tools that are competitive to the state-of-the-art in reachability and termination of bitvector programs. We show that bitwise branching incurs negligible overhead, yet enables more programs to be verified. Notably, we showed that this approach leads to the first effective technique for verifying LTL of bitvector programs and, to our knowledge, the first technique for verifying reachability, termination and LTL of lifted binary programs.

Acknowledgments. This work is supported by ONR Grant #N00014-17-1-2787.

References

1. AProVE. aprove.informatik.rwth-aachen.de/eval/Bitvectors/
2. Gcc bug2. gcc.gnu.org/bugzilla/show_bug.cgi?id=42952
3. Hex-rays decompiler. www.hex-rays.com/products/decompiler/
4. MCSEMA jump table bug. github.com/lifting-bits/mcsema/issues/558
5. MCSEMA bug, missing data cross reference due to resetting ida’s analysis flag. github.com/lifting-bits/mcsema/issues/561
6. MCSEMA var. bug. github.com/lifting-bits/mcsema/issues/566
7. SV-COMP Termination Benchmarks. github.com/sosy-lab/sv-benchmarks/tree/master/c/termination-crafted
8. Ultimate’s LTL benchmarks. github.com/ultimate-pa/ultimate/tree/dev/trunk/examples/LTL/
9. Agency, N.S.: Ghidra. www.nsa.gov/resources/everyone/ghidra/
10. Altinay, A., Nash, J., Kroes, T., Rajasekaran, P., Zhou, D., Dabrowski, A., Gens, D., Na, Y., Volckaert, S., Giuffrida, C., Bos, H., Franz, M.: Binrec: dynamic binary lifting and recompilation. In: EuroSys. pp. 36:1–36:16 (2020)
11. Armstrong, A., Bauereiss, T., Campbell, B., Reid, A., Gray, K.E., Norton, R.M., Mundkur, P., Wassell, M., French, J., Pulte, C., Flur, S., Stark, I., Krishnaswami, N., Sewell, P.: ISA semantics for ARMv8-a, RISC-v, and CHERI-MIPS. Proc. ACM Program. Lang. **3**(POPL) (Jan 2019)
12. Barnett, M., Chang, B.Y.E., DeLine, R., Jacobs, B., Leino, K.R.M.: Boogie: A modular reusable verifier for object-oriented programs. In: International Symposium on Formal Methods for Components and Objects. pp. 364–387 (2005)
13. Beyer, D., Löwe, S., Wendler, P.: Reliable benchmarking: requirements and solutions. Int. J. Softw. Tools Technol. Transf. **21**(1), 1–29 (2019)
14. Bozzano, M., Bruttomesso, R., Cimatti, A., Franzén, A., Hanna, Z., Khasidashvili, Z., Palti, A., Sebastiani, R.: Encoding RTL Constructs for MathSAT: a Preliminary Report. Electron. Notes Theor. Comput. Sci. **144**(2), 3–14 (2006)
15. Brumley, D., Jager, I., Avgerinos, T., Schwartz, E.J.: BAP: A binary analysis platform. In: Computer Aided Verification - 23rd International Conference, CAV 2011, Snowbird, UT, USA, July 14-20, 2011. Proceedings. pp. 463–469 (2011)
16. Bryant, R.E., Kroening, D., Ouaknine, J., Seshia, S.A., Strichman, O., Brady, B.: Deciding Bit-Vector Arithmetic with Abstraction. In: Tools and Algorithms for the Construction and Analysis of Systems, vol. 4424, pp. 358–372 (2007)
17. Chalupa, M.: mchalupa/dg. github.com/mchalupa/dg (Jan 2021)

18. Chen, H., David, C., Kroening, D., Schrammel, P., Wachter, B.: Synthesising interprocedural bit-precise termination proofs (T). In: ASE. pp. 53–64 (2015)
19. Chen, H.Y., David, C., Kroening, D., Schrammel, P., Wachter, B.: Bit-Precise Procedure-Modular Termination Analysis. *ACM Transactions on Programming Languages and Systems* **40**, 1–38 (Jan 2018)
20. Clarke, E., Grumberg, O., Jha, S., Lu, Y., Veith, H.: Counterexample-guided abstraction refinement. In: International Conference on Computer Aided Verification. pp. 154–169. Springer (2000)
21. Cook, B., Koskinen, E.: Making prophecies with decision predicates. In: Proceedings of the 38th Annual ACM SIGPLAN-SIGACT Symposium on Principles of Programming Languages. p. 399–410. POPL '11 (2011)
22. Cook, B., Kroening, D., Rummer, P., Wintersteiger, C.M.: Ranking function synthesis for bit-vector relations. In: Esparza, J., Majumdar, R. (eds.) *Tools and Algorithms for the Construction and Analysis of Systems*. pp. 236–250 (2010)
23. Dasgupta, S., Dinesh, S., Venkatesh, D., Adve, V.S., Fletcher, C.W.: Scalable validation of binary lifters. In: Proceedings of the 41st ACM SIGPLAN Conference on Programming Language Design and Implementation. pp. 655–671 (Jun 2020)
24. Dasgupta, S., Park, D., Kasampalis, T., Adve, V.S., Roşu, G.: A Complete Formal Semantics of x86-64 User-Level Instruction Set Architecture p. 16 (2019)
25. Derevenets, Y.: Snowman. derevenets.com/
26. Dillig, I., Dillig, T., Aiken, A., Sagiv, M.: Precise and compact modular procedure summaries for heap manipulating programs. *PLDI* **46**(6), 567–577 (2011)
27. Dinaburg, A., Ruef, A.: Mcsema: Static translation of x86 instructions to llvm. In: *ReCon 2014 Conference*, Montreal, Canada (2014)
28. Falke, S., Kapur, D., Sinz, C.: Termination Analysis of Imperative Programs Using Bitvector Arithmetic. In: *Verified Software: Theories, Tools, Experiments*, vol. 7152, pp. 261–277 (2012)
29. Galois, I.: Macaw, github.com/GaloisInc/macaw
30. Galois, I.: Reopt vcg, github.com/GaloisInc/reopt-vcg
31. Giesl, J., Aschermann, C., Brockschmidt, M., Emmes, F., Frohn, F., Fuhs, C., Hensel, J., Otto, C., Plücker, M., Schneider-Kamp, P., Ströder, T., Swiderski, S., Thiemann, R.: Analyzing program termination and complexity automatically with approve. *J. Autom. Reason.* **58**(1), 3–31 (2017)
32. He, S., Rakamarić, Z.: Counterexample-Guided Bit-Precision Selection. In: *Programming Languages and Systems*, vol. 10695, pp. 534–553 (2017)
33. Heizmann, M., Christ, J., Dietsch, D., Hoenicke, J., Lindenmann, M., Musa, B., Schilling, C., Wissert, S., Podelski, A.: Ultimate program analysis framework p. 1
34. Heizmann, M., Hoenicke, J., Podelski, A.: Nested interpolants. *ACM Sigplan Notices* **45**(1), 471–482 (2010)
35. Heizmann, M., Hoenicke, J., Podelski, A.: Software Model Checking for People Who Love Automata. In: *Computer Aided Verification*, vol. 8044, pp. 36–52 (2013)
36. Heizmann, M., Hoenicke, J., Podelski, A.: Termination Analysis by Learning Terminating Programs. In: *Computer Aided Verification*, vol. 8559, pp. 797–813 (2014)
37. Hendrix, J., Wei, G., Winwood, S.: Towards Verified Binary Raising p. 4
38. Hensel, J., Giesl, J., Frohn, F., Ströder, T.: Proving termination of programs with bitvector arithmetic by symbolic execution. In: *SEFM*. vol. 9763 (2016)
39. Henzinger, T.A., Jhala, R., Majumdar, R., Necula, G.C., Sutre, G., Weimer, W.: Temporal-safety proofs for systems code. In: *Computer Aided Verification, 14th International Conference, CAV 2002, Copenhagen, Denmark, July 27-31, 2002, Proceedings*. pp. 526–538 (2002)

40. Kinder, J.: Jakstab, <http://www.jakstab.org/>
41. Kinder, J., Veith, H.: Precise static analysis of untrusted driver binaries. In: Formal Methods in Computer Aided Design. pp. 43–50. IEEE (2010)
42. Kroening, D., Sharygina, N.: Approximating Predicate Images for Bit-Vector Logic. In: TACAS. Lecture Notes in Computer Science, vol. 3920, pp. 242–256 (2006)
43. Leike, J., Heizmann, M.: Geometric nontermination arguments. In: TACAS (2). Lecture Notes in Computer Science, vol. 10806, pp. 266–283 (2018)
44. Mattsen, S., Wichmann, A., Schupp, S.: A non-convex abstract domain for the value analysis of binaries. In: SANER. pp. 271–280 (2015)
45. McMillan, K.L.: Applications of craig interpolants in model checking. In: International Conference on Tools and Algorithms for the Construction and Analysis of Systems. pp. 1–12. Springer (2005)
46. Metere, R., Lindner, A., Guanciale, R.: Sound Transpilation from Binary to Machine-Independent Code. arXiv:1807.10664 [cs] **10623**, 197–214 (2017)
47. Myreen, M.O., Gordon, M.J.C.: Hoare logic for realistically modelled machine code. In: TACAS. Lecture Notes in Computer Science, vol. 4424, pp. 568–582 (2007)
48. Myreen, M.O., Gordon, M.J.C., Slind, K.: Machine-code verification for multiple architectures - an application of decompilation into logic. In: Formal Methods in Computer-Aided Design, FMCAD 2008. pp. 1–8 (2008)
49. Myreen, M.O., Gordon, M.J.C., Slind, K.: Decompilation into logic - improved. In: Formal Methods in Computer-Aided Design, FMCAD 2012, Cambridge, UK, October 22–25, 2012. pp. 78–81 (2012)
50. Niemetz, A., Preiner, M., Reynolds, A., Zohar, Y., Barrett, C., Tinelli, C.: Towards bit-width-independent proofs in smt solvers (2019)
51. Regehr, J.: Gcc bug3. gcc.gnu.org/bugzilla/show_bug.cgi?id=42721
52. Roessle, I., Verbeek, F., Ravindran, B.: Formally verified big step semantics out of x86-64 binaries. In: Proceedings of the 8th ACM SIGPLAN International Conference on Certified Programs and Proofs (2019)
53. SA, H.R.: Ida pro, www.hex-rays.com/products/ida/
54. Shoshitaishvili, Y., Wang, R., Salls, C., Stephens, N., Polino, M., Dutcher, A., Grosen, J., Feng, S., Hauser, C., Kruegel, C., et al.: Sok:(state of) the art of war: Offensive techniques in binary analysis. In: 2016 IEEE Symposium on S&P (2016)
55. Verbeek, F., Olivier, P., Ravindran, B.: Sound C Code Decompilation for a Subset of x86-64 Binaries. In: Software Engineering and Formal Methods, vol. 12310, pp. 247–264 (2020), series Title: Lecture Notes in Computer Science
56. Wintersteiger, C.M., Hamadi, Y., de Moura, L.: Efficiently solving quantified bit-vector formulas. Formal Methods in System Design **42**, 3–23 (Feb 2013)
57. Yorsh, G., Yahav, E., Chandra, S.: Generating precise and concise procedure summaries. In: Proceedings of the 35th annual ACM SIGPLAN-SIGACT symposium on Principles of programming languages. pp. 221–234 (2008)
58. Zohar, Y., Irfan, A., Mann, M., Niemetz, A., Notzli, A., Preiner, M., Reynolds, A., Barrett, C., Tinelli, C.: Bit-Precise Reasoning via Int-Blasting (2021)

A Full Lifted Code for PotentialMinimizeSEVPABug (Sec. 2)

```

1 // @ ltl invariant positive: ([ ( AP(x > 0) ==> <>AP(y==0) ));
2
3 /* Provide Declarations */
4 #include <stdarg.h>
5 #include <setjmp.h>
6 #include <limits.h>
7 #include <stdint.h>
8 #include <math.h>
9
10 /* Global Declarations */
11
12 /* Types Declarations */
13 struct l_struct_x_type;
14 struct l_struct_y_type;
15 struct l_struct_union_OC_anon;
16 struct l_struct_struct_OC_ArchState;
17 struct l_struct_struct_OC_uint64v8_t;
18 struct l_struct_union_OC_vec512_t;
19 struct l_struct_union_OC_VectorReg;
20 struct l_struct_struct_OC_ArithFlags;
21 struct l_struct_union_OC_SegmentSelector;
22 struct l_struct_struct_OC_Segments;
23 struct l_struct_struct_OC_Reg;
24 struct l_struct_struct_OC_AddressSpace;
25 struct l_struct_struct_OC_GPR;
26 struct l_struct_struct_OC_anon_OC_3;
27 struct l_struct_struct_OC_X87Stack;
28 struct l_struct_struct_OC_uint64v1_t;
29 struct l_struct_union_OC_vec64_t;
30 struct l_struct_struct_OC_anon_OC_4;
31 struct l_struct_struct_OC_MMX;
32 struct l_struct_struct_OC_FPUStatusFlags;
33 struct l_struct_union_OC_FPUAbridgedTagWord;
34 struct l_struct_union_OC_FPUControlStatus;
35 struct l_struct_struct_OC_float80_t;
36 struct l_struct_union_OC_anon_OC_11;
37 struct l_struct_struct_OC_FPUStackElem;
38 struct l_struct_struct_OC_uint128v1_t;
39 struct l_struct_union_OC_vec128_t;
40 struct l_struct_struct_OC_FpuFXSAVE;
41
42 /* Types Definitions */
43 struct l_array_4_ureplace_u8int {
44     int array[4];
45 };
46 struct l_struct_x_type {
47     struct l_array_4_ureplace_u8int field0;
48 } __attribute__((packed));
49 struct l_array_8_ureplace_u8int {
50     int array[8];
51 };
52 struct l_struct_y_type {
53     struct l_array_8_ureplace_u8int field0;
54 } __attribute__((packed));
55 struct l_struct_union_OC_anon {
56     int field0;
57 };
58 struct l_struct_struct_OC_ArchState {
59     int field0;
60     int field1;
61     struct l_struct_union_OC_anon field2;
62 };
63 struct l_array_8_ureplace_u64int {
64     int array[8];
65 };

```

```

66 struct l_struct_struct_OC_uint64v8_t {
67     struct l_array_8_ureplace_u64int field0;
68 };
69 struct l_struct_union_OC_vec512_t {
70     struct l_struct_struct_OC_uint64v8_t field0;
71 };
72 struct l_struct_union_OC_VectorReg {
73     struct l_struct_union_OC_vec512_t field0;
74 };
75 struct l_array_32_struct_AC_l_struct_union_OC_VectorReg {
76     struct l_struct_union_OC_VectorReg array[32];
77 };
78 struct l_struct_struct_OC_ArithFlags {
79     int field0;
80     int field1;
81     int field2;
82     int field3;
83     int field4;
84     int field5;
85     int field6;
86     int field7;
87     int field8;
88     int field9;
89     int field10;
90     int field11;
91     int field12;
92     int field13;
93     int field14;
94     int field15;
95 };
96 struct l_struct_union_OC_SegmentSelector {
97     short field0;
98 };
99 struct l_struct_struct_OC_Segments {
100     short field0;
101     struct l_struct_union_OC_SegmentSelector field1;
102     short field2;
103     struct l_struct_union_OC_SegmentSelector field3;
104     short field4;
105     struct l_struct_union_OC_SegmentSelector field5;
106     short field6;
107     struct l_struct_union_OC_SegmentSelector field7;
108     short field8;
109     struct l_struct_union_OC_SegmentSelector field9;
110     short field10;
111     struct l_struct_union_OC_SegmentSelector field11;
112 };
113 struct l_struct_struct_OC_Reg {
114     struct l_struct_union_OC_anon field0;
115 };
116 struct l_struct_struct_OC_AddressSpace {
117     int field0;
118     struct l_struct_struct_OC_Reg field1;
119     int field2;
120     struct l_struct_struct_OC_Reg field3;
121     int field4;
122     struct l_struct_struct_OC_Reg field5;
123     int field6;
124     struct l_struct_struct_OC_Reg field7;
125     int field8;
126     struct l_struct_struct_OC_Reg field9;
127     int field10;
128     struct l_struct_struct_OC_Reg field11;
129 };
130 struct l_struct_struct_OC_GPR {
131     int field0;
132     struct l_struct_struct_OC_Reg field1;
133     int field2;

```

```

134 struct l_struct_struct_OC_Reg field3;
135 int field4;
136 struct l_struct_struct_OC_Reg field5;
137 int field6;
138 struct l_struct_struct_OC_Reg field7;
139 int field8;
140 struct l_struct_struct_OC_Reg field9;
141 int field10;
142 struct l_struct_struct_OC_Reg field11;
143 int field12;
144 struct l_struct_struct_OC_Reg field13;
145 int field14;
146 struct l_struct_struct_OC_Reg field15;
147 int field16;
148 struct l_struct_struct_OC_Reg field17;
149 int field18;
150 struct l_struct_struct_OC_Reg field19;
151 int field20;
152 struct l_struct_struct_OC_Reg field21;
153 int field22;
154 struct l_struct_struct_OC_Reg field23;
155 int field24;
156 struct l_struct_struct_OC_Reg field25;
157 int field26;
158 struct l_struct_struct_OC_Reg field27;
159 int field28;
160 struct l_struct_struct_OC_Reg field29;
161 int field30;
162 struct l_struct_struct_OC_Reg field31;
163 int field32;
164 struct l_struct_struct_OC_Reg field33;
165 };
166 struct l_struct_struct_OC_anon_OC_3 {
167 int field0;
168 int field1;
169 };
170 struct l_array_8_struct_AC_l_struct_struct_OC_anon_OC_3 {
171 struct l_struct_struct_OC_anon_OC_3 array[8];
172 };
173 struct l_struct_struct_OC_X87Stack {
174 struct l_array_8_struct_AC_l_struct_struct_OC_anon_OC_3 field0;
175 };
176 struct l_array_1_ureplace_u64int {
177 int array[1];
178 };
179 struct l_struct_struct_OC_uint64v1_t {
180 struct l_array_1_ureplace_u64int field0;
181 };
182 struct l_struct_union_OC_vec64_t {
183 struct l_struct_struct_OC_uint64v1_t field0;
184 };
185 struct l_struct_struct_OC_anon_OC_4 {
186 int field0;
187 struct l_struct_union_OC_vec64_t field1;
188 };
189 struct l_array_8_struct_AC_l_struct_struct_OC_anon_OC_4 {
190 struct l_struct_struct_OC_anon_OC_4 array[8];
191 };
192 struct l_struct_struct_OC_MMX {
193 struct l_array_8_struct_AC_l_struct_struct_OC_anon_OC_4 field0;
194 };
195 struct l_struct_struct_OC_FPUStatusFlags {
196 int field0;
197 int field1;
198 int field2;
199 int field3;
200 int field4;
201 int field5;

```

```

202     int field6;
203     int field7;
204     int field8;
205     int field9;
206     int field10;
207     int field11;
208     int field12;
209     int field13;
210     int field14;
211     int field15;
212     int field16;
213     int field17;
214     int field18;
215     int field19;
216     struct l_array_4_ureplace_u8int field20;
217 };
218 struct l_struct_union_OC_FPUAbridgedTagWord {
219     int field0;
220 };
221 struct l_struct_union_OC_FPUControlStatus {
222     int field0;
223 };
224 struct l_array_10_ureplace_u8int {
225     int array[10];
226 };
227 struct l_struct_struct_OC_float80_t {
228     struct l_array_10_ureplace_u8int field0;
229 };
230 struct l_struct_union_OC_anon_OC_11 {
231     struct l_struct_struct_OC_float80_t field0;
232 };
233 struct l_array_6_ureplace_u8int {
234     int array[6];
235 };
236 struct l_struct_struct_OC_FPUStackElem {
237     struct l_struct_union_OC_anon_OC_11 field0;
238     struct l_array_6_ureplace_u8int field1;
239 };
240 struct l_array_8_struct_AC_l_struct_struct_OC_FPUStackElem {
241     struct l_struct_struct_OC_FPUStackElem array[8];
242 };
243 struct l_array_96_ureplace_u8int {
244     int array[96];
245 };
246 struct l_struct_struct_OC_SegmentShadow {
247     struct l_struct_union_OC_anon field0;
248     int field1;
249     int field2;
250 };
251 struct l_struct_struct_OC_SegmentCaches {
252     struct l_struct_struct_OC_SegmentShadow field0;
253     struct l_struct_struct_OC_SegmentShadow field1;
254     struct l_struct_struct_OC_SegmentShadow field2;
255     struct l_struct_struct_OC_SegmentShadow field3;
256     struct l_struct_struct_OC_SegmentShadow field4;
257     struct l_struct_struct_OC_SegmentShadow field5;
258 };
259 struct l_struct_struct_OC_State {
260     struct l_struct_struct_OC_ArchState field0;
261     struct l_array_32_struct_AC_l_struct_union_OC_VectorReg field1;
262     struct l_struct_struct_OC_ArithFlags field2;
263     struct l_struct_union_OC_anon field3;
264     struct l_struct_struct_OC_Segments field4;
265     struct l_struct_struct_OC_AddressSpace field5;
266     struct l_struct_struct_OC_GPR field6;
267     struct l_struct_struct_OC_X87Stack field7;
268     struct l_struct_struct_OC_MMX field8;
269     struct l_struct_struct_OC_FPUStatusFlags field9;

```

```

270     struct l_struct_union_OC_anon field10;
271     struct l_struct_struct_OC_SegmentCaches field12;
272 };
273
274 /* External Global Variable Declarations */
275 extern struct l_struct_struct_OC_State* globalState;
276
277 /* Function Declarations */
278 sub_401106_foo(struct l_struct_struct_OC_State* tmp__14, int tmp__15,
279              void* tmp__16);
279 void* sub_401106___VERIFIER_nondet_int(struct l_struct_struct_OC_State*
280                                     tmp__39, int tmp__40, void* tmp__41);
280 extern void __VERIFIER_nondet_unsigned() __attribute__((__no_return__));
281
282 extern void __VERIFIER_assume() __attribute__((__no_return__));
283
284 /* Global Variable Definitions and Initialization */
285 int x;
286 int y;
287 int STATE_REG_RAX ;
288
289
290 /* LLVM Intrinsic Builtin Function Bodies */
291 static int llvm_add_u32( int a, int b) {
292     int r = a + b;
293     return r;
294 }
295 static int llvm_lshr_u32( int a, int b) {
296     int r = a >> b;
297     return r;
298 }
299 static int llvm_and_u8( int a, int b) {
300     int r = a & b;
301     return r;
302 }
303 static int llvm_xor_u8( int a, int b) {
304     int r = a ^ b;
305     return r;
306 }
307
308
309 /* Function Bodies */
310
311 void* main(struct l_struct_struct_OC_State* tmp__1, int tmp__2, void*
312           tmp__3) {
313     struct l_struct_struct_OC_State* tmp__4;
314     int* tmp__5;
315     int* tmp__6;
316     int* tmp__7;
317     int* tmp__8;
318     int* tmp__9;
319     int* tmp__10;
320     void* tmp__11;
321     int tmp__12;
322     int tmp__13;
323     int tmp__14;
324     int tmp_14_PHI_TEMPORARY;
325     int tmp__15;
326     int tmp__16;
327     int tmp__17;
328     int tmp__18;
329     int _2e_lcssa3;
330     int _2e_lcssa3__PHI_TEMPORARY;
331     int _2e_lcssa2;
332     int _2e_lcssa2__PHI_TEMPORARY;
333     int _2e_lcssa1;
334     int _2e_lcssa1__PHI_TEMPORARY;
335     int tmp__19;

```



```

335
336 tmp__4 = globalState;
337 tmp__5 = (&tmp__4->field2.field1);
338 tmp__6 = (&tmp__4->field2.field3);
339 tmp__7 = (&tmp__4->field2.field7);
340 tmp__8 = (&tmp__4->field2.field9);
341 tmp__9 = (&tmp__4->field2.field13);
342 tmp__10 = (&tmp__4->field2.field5);
343 goto block_401119;
344
345 do { /* Syntactic loop 'block_401119' to make GCC happy */
346 block_401119:
347     STATE_REG_RAX = __VERIFIER_nondet_int();
348
349     tmp__11 = /*tail*/ sub_401106__VERIFIER_nondet_int(/*UNDEF*/((
350     struct l_struct_struct_OC_State)/*NULL*/0), /*UNDEF*/(0UL), tmp__3)
351     ;
352     tmp__12 = STATE_REG_RAX;
353     x = tmp__12;
354     y = 1;
355     tmp__13 = tmp__12 >> 31;
356
357     /* if (((((((tmp__13 == 0u)&1) & (((~((((tmp__12 == 0u)&1))))&1))))&1)
358     )) { */
359     if (((((tmp__13 == 0u)&1) && (tmp__12 != 0u))&1) {
360         tmp__14_PHI_TEMPORARY = tmp__12; /* for PHI node */
361         goto block_401135;
362     } else {
363         __2e_lcssa3__PHI_TEMPORARY = tmp__12; /* for PHI node */
364         __2e_lcssa2__PHI_TEMPORARY = (((tmp__12 == 0u)&1)); /* for PHI node
365         */
366         __2e_lcssa1__PHI_TEMPORARY = tmp__13; /* for PHI node */
367         goto block_401163;
368     }
369
370 do { /* Syntactic loop 'block_401135' to make GCC happy */
371 block_401135:
372     tmp__14 = tmp__14_PHI_TEMPORARY;
373     tmp__15 = tmp__14 - 1;
374     tmp__16 = tmp__14 - 2;
375     tmp__17 = tmp__16 >> 31;
376     tmp__18 = tmp__15 >> 31;
377
378     /* if (((((((tmp__16 != 0u)&1) & (((((((tmp__17 == 0u)&1) ^ (((
379     llvm_add_u32((tmp__17 ^ tmp__18), tmp__18) == 2u)&1))))&1))))&1)) {
380     */
381     if ( ((tmp__16 != 0u)&1) && (tmp__17 == 0u) ) {
382         goto block_401159_2e_backedge;
383     } else {
384         goto block_40114f;
385     }
386
387 block_40114f:
388     y = 0;
389     goto block_401159_2e_backedge;
390
391 block_401159_2e_backedge:
392     /* if (((((((tmp__18 == 0u)&1) & (((~((((tmp__15 == 0u)&1))))&1))))&1)
393     )) { */
394     if (((((((tmp__18 == 0u)&1) && ( tmp__15 != 0u) )&1))) {
395         tmp__14_PHI_TEMPORARY = tmp__15; /* for PHI node */
396         goto block_401135;
397     } else {
398         goto block_401159_2e_block_401163_crit_edge;
399     }
400 }

```

```

396
397   } while (1); /* end of syntactic loop 'block_401135' */
398 block_401159_2e_block_401163_crit_edge:
399   x = tmp__15;
400   _2e_lcssa3__PHI_TEMPORARY = tmp__15; /* for PHI node */
401   _2e_lcssa2__PHI_TEMPORARY = (((tmp__15 == 0u)&1)); /* for PHI node
   */
402   _2e_lcssa1__PHI_TEMPORARY = tmp__18; /* for PHI node */
403   goto block_401163;
404
405 block_401163:
406   _2e_lcssa3 = _2e_lcssa3__PHI_TEMPORARY;
407   _2e_lcssa2 = ((_2e_lcssa2__PHI_TEMPORARY)&1);
408   _2e_lcssa1 = _2e_lcssa1__PHI_TEMPORARY;
409   tmp__19 = /* tail */ llvm_OC_ctpop_OC_i32((_2e_lcssa3 & 255));
410   *tmp__5 = 0;
411   *tmp__6 = ( (((int)tmp__19)& 1))^ 1 ;
412   *tmp__7 = ((( int)(int)_2e_lcssa2));
413   *tmp__8 = ((( int)_2e_lcssa1));
414   *tmp__9 = 0;
415   *tmp__10 = 0;
416   goto block_401119;
417
418   } while (1); /* end of syntactic loop 'block_401119' */
419 }

```

B Bitwise Branching Rules with Labels

The rules from Section 4 are reproduced here, now with labels.

$e_1 = 0 \vdash_E e_1 \& e_2 \rightsquigarrow 0$	[R-AND-0]
$(e_1 = 0 \vee e_1 = 1) \wedge e_2 = 1 \vdash_E e_1 \& e_2 \rightsquigarrow e_1$	[R-AND-1]
$(e_1 = 0 \vee e_1 = 1) \wedge (e_2 = 0 \vee e_2 = 1) \vdash_E e_1 \& e_2 \rightsquigarrow e_1 \& e_2$	[R-AND-LOG]
$e_1 \geq 0 \wedge e_2 = 1 \vdash_E e_1 \& e_2 \rightsquigarrow e_1 \% 2$	[R-AND-LBS]
$e_2 = 0 \vdash_E e_1 e_2 \rightsquigarrow e_1$	[R-OR-0]
$(e_1 = 0 \vee e_1 = 1) \wedge e_2 = 1 \vdash_E e_1 e_2 \rightsquigarrow 1$	[R-OR-1]
$e_2 = 0 \vdash_E e_1 \wedge e_2 \rightsquigarrow e_1$	[R-XOR-0]
$e_1 = e_2 = 0 \vee e_1 = e_2 = 1 \vdash_E e_1 \wedge e_2 \rightsquigarrow 0$	[R-XOR-EQ]
$(e_1 = 1 \wedge e_2 = 0) \vee (e_1 = 0 \wedge e_2 = 1) \vdash_E e_1 \wedge e_2 \rightsquigarrow 1$	[R-XOR-NEQ]
$e_1 \geq 0 \wedge e_2 = \text{CHAR_BIT} * \text{sizeof}(e_1) - 1 \vdash_E e_1 \gg e_2 \rightsquigarrow 0$	[R-RIGHTSHIFT-POS]
$e_1 < 0 \wedge e_2 = \text{CHAR_BIT} * \text{sizeof}(e_1) - 1 \vdash_E e_1 \gg e_2 \rightsquigarrow -1$	[R-RIGHTSHIFT-NEG]

$e_1 \geq 0 \wedge e_2 \geq 0 \vdash_S r \text{ op}_{le} e_1 \& e_2 \rightsquigarrow r <= e_1 \ \&\& \ r <= e_2$	[W-AND-POS]
$e_1 < 0 \wedge e_2 < 0 \vdash_S r \text{ op}_{le} e_1 \& e_2 \rightsquigarrow r <= e_1 \ \&\& \ r <= e_2 \ \&\& \ r < 0$	[W-AND-NEG]
$e_1 \geq 0 \wedge e_2 < 0 \vdash_S r \text{ op}_{eq} e_1 \& e_2 \rightsquigarrow 0 <= r \ \&\& \ r <= e_1$	[W-AND-MIX]
$(e_1 = 0 \vee e_1 = 1) \wedge (e_2 = 0 \vee e_2 = 1) \vdash_S (e_1 e_2) == 0 \rightsquigarrow e_1 == 0 \ \&\& \ e_2 == 0$	[R-OR-LOG]
$e_1 \geq 0 \wedge \text{is_const}(e_2) \vdash_S r \text{ op}_{ge} e_1 e_2 \rightsquigarrow r >= e_2$	[W-OR-CONST]
$e_1 \geq 0 \wedge e_2 \geq 0 \vdash_S r \text{ op}_{ge} e_1 e_2 \rightsquigarrow r >= e_1 \ \&\& \ r >= e_2$	[W-OR-POS]
$e_1 < 0 \wedge e_2 < 0 \vdash_S r \text{ op}_{eq} e_1 e_2 \rightsquigarrow r >= e_1 \ \&\& \ r >= e_2 \ \&\& \ r < 0$	[W-OR-NEG]
$e_1 \geq 0 \wedge e_2 < 0 \vdash_S r \text{ op}_{eq} e_1 e_2 \rightsquigarrow e_2 <= r \ \&\& \ r < 0$	[W-OR-MIX]
$e_1 \geq 0 \wedge e_2 \geq 0 \vdash_S r \text{ op}_{ge} e_1 \wedge e_2 \rightsquigarrow r >= 0$	[W-XOR-POS]
$e_1 < 0 \wedge e_2 < 0 \vdash_S r \text{ op}_{ge} e_1 \wedge e_2 \rightsquigarrow r >= 0$	[W-XOR-NEG]
$e_1 \geq 0 \wedge e_2 < 0 \vdash_S r \text{ op}_{le} e_1 \wedge e_2 \rightsquigarrow r < 0$	[W-XOR-MIX]
$e_1 \geq 0 \vdash_S r \text{ op}_{le} \sim e_1 \rightsquigarrow r < 0$	[W-CPL-POS]
$e_1 < 0 \vdash_S r \text{ op}_{ge} \sim e_1 \rightsquigarrow r >= 0$	[W-CPL-NEG]

C Bitwise Branching Algorithm

<pre> 1 type rule_exp = (exp -> exp -> exp) * (exp -> exp -> exp) 2 let rec T_E (e:exp) : exp = 3 match e with 4 BinOp(⊗, e1, e2) -> 5 let e1' = T_E e1 in 6 let e2' = T_E e2 in 7 let rules = Rules.find_exp(⊗) in 8 fold_left (fun acc (cond, repl) -> 9 ITE(cond e1' e2', repl e1' e2', 10 acc) 11) (BinOp(⊗, e1, e2)) rules _ -> e </pre>	<pre> type rule_stmt = (exp -> exp -> exp) * (lhs -> exp -> exp -> stmt) let T_s (s:stmt) : stmt = match s with Assign(lhs, BinOp(⊗, e1, e2)) -> let e1' = T_E e1 in let e2' = T_E e2 in let rules = Rules.find_stmt(⊗) in fold_left (fun acc (cond, repl) -> IfElseStmt(cond e1' e2', repl lhs e1' e2', acc)) (Assign(1, BinOp(⊗, e1, e2)) rules) _ -> s </pre>
-------------------------------------------------------------------------------------------------------------------------------------------------------------------------------------------------------------------------------------------------------------------------------------------------------------------------------------------------------------------------------------------------------------------	-----------------------------------------------------------------------------------------------------------------------------------------------------------------------------------------------------------------------------------------------------------------------------------------------------------------------------------------------------------------------------------------------------------------------------------------------

D Proofs of Bitwise Branching Rules

```

1 from z3 import *
2
3 def prove(r, f):
4     s = Solver()
5     s.add(Not(f))
6     if s.check() == unsat:
7         print("proved rule: " + r)
8     else:
9         print("failed to prove rule: " + r)
10        print(s.model())
11
12 def vec2bool(v):
13     if v!=0: return True
14     else: return False
15
16 def bool2vec(b):
17     if (b==True): return BitVecVal(1,1)
18     else: return BitVecVal(0,1)
19
20 # prove RS-POS rule
21 rule_1 = "RS-POS: check((n>>31)==0) <=> n>=0"
22 n_1 = BitVec('n_1', 32)
23 A_1 = ((n_1>>31)==0)
24 B_1 = (n_1 >= 0)
25 constraints_1=And(Implies(A_1, B_1), Implies(B_1, A_1))
26 prove(rule_1, constraints_1)
27
28 # prove RS-NEG rule
29 # 32 bit 2's complement
30 rule_2 = "RS-NEG: check((n>>31)==-1) <=> n<0"
31 n_2 = BitVec('n_2', 32)
32 A_2 = ((n_2>>31)==-1)
33 B_2 = (n_2 < 0)
34
35 constraints_2=And(Implies(A_2, B_2), Implies(B_2, A_2))
36 prove(rule_2, constraints_2)
37
38 # prove AND-1 rule
39 rule_3="AND-1: check(n&1) <=> n"
40 n_3 = BitVec('n_3', 32)
41 A_3 = ((n_3&1) == n_3)
42 B_3 = Or(n_3==0, n_3==1)
43 constraints_3= And(Implies(A_3, B_3), Implies(B_3, A_3))
44 prove(rule_3, constraints_3)
45
46 # prove AND-0 rule
47 rule_4 = "AND-0: check(n&0) <=> 0"
48 n_4 = BitVec('n_4', 32)
49 A_4 = ((n_4 & 0) == 0)
50 prove(rule_4, A_4)
51 # print ("AND-0 rule: check(n&0)==0," + str(s4.check()))
52
53 # prove XOR-0 rule
54 rule_6="XOR-0: check(n^0) <=> n"
55 n_6 = BitVec('n_6', 32)
56 A_6 = ((n_6^0) == n_6)
57 prove(rule_6, A_6)
58
59 # prove XOR-EQ rule
60 rule_6_1 = "XOR-EQ: check(n=1 or 0, e = 1 or 0, n==e) ==> 0"
61 n_6_1, e_6_1 = BitVecs('n_6_1 e_6_1', 32)
62 A_6_1 = ((n_6_1^e_6_1) == 0)
63 B_6_1 = And(Or(n_6_1 ==1, n_6_1 == 0), Or(e_6_1 ==1, e_6_1 == 0), n_6_1
64 == e_6_1)
65 prove(rule_6_1, Implies(B_6_1, A_6_1))

```

```

65
66 # prove XOR-NEQ rule
67 rule_6_2 = "XOR-NEQ: check(n=1 or 0, e = 1 or 0, n!=e ) ==> 1"
68 n_6_2, e_6_2 = BitVecs('n_6_2 e_6_2', 32)
69 A_6_2 = ((n_6_2^e_6_2) == 1)
70 B_6_2 = And(Or(n_6_2 == 1, n_6_2 == 0), Or(e_6_2 == 1, e_6_2 == 0),
71   n_6_2 != e_6_2)
72 prove(rule_6_2, Implies(B_6_2, A_6_2))
73
74 rule_7="NOT-SWITCH: check(~(n==b) <==> n!=b)"
75 n_7, b = BitVecs('n_7 b', 32)
76 A_7 = (Not(n_7==b))
77 B_7 = (n_7!=b)
78 constraints_7 = And(Implies(A_7, B_7))
79 prove(rule_7, constraints_7)
80
81 # prove OR-1 rule
82 rule_8="OR-1: n|1 <==> 1 "
83 n_8 = BitVec('n_8', 32)
84 A_8 = ((n_8|1)==1)
85 B_8 = Or (n_8 ==1, n_8==0)
86 prove(rule_8, And (Implies(B_8, A_8), Implies(A_8, B_8)))
87
88 # prove OR-0 rule
89 rule_9="OR-0: n|0 <==> n "
90 n_9 = BitVec('n_9', 32)
91 A_9 = ((n_9|0)==n_9)
92 prove(rule_9, A_9)
93
94 # prove BOOL-TRUE rule
95 rule_10="BOOL-TRUE: n!=0 ==> True "
96 n_10 = BitVec('n_10', 32)
97 A_10 = Implies(n_10!=0,True)
98 prove(rule_10, A_10)
99
100 # General rules &, operators are mutual exclusive negative
101 rule_and_xneg = "r=a&b exclusive negative: r = a&b, a>0, b<0 ==> r<=a, r
102   >0"
103 and_a3, and_b3, and_r3= BitVecs('and_a3 and_b3 and_r3', 32)
104 constr_and_xneg = Implies(And(and_a3 >=0, and_b3<0, and_r3==(and_a3&
105   and_b3)), And(and_r3 <=and_a3, and_r3>=0))
106 prove(rule_and_xneg, constr_and_xneg)
107
108 # General rules &, both operators are non-negative
109 rule_and4 = "r<=a&b less than: r <= a&b, a>=0, b>=0 ==> r<=a, r<=b"
110 and_a4, and_b4, and_r4= BitVecs('and_a4 and_b4 and_r4', 32)
111 constr_and4 = Implies(And(and_a4 >= 0, and_b4 >= 0, and_r4 <= (and_a4 &
112   and_b4)), And(and_r4 < and_a4, and_r4 < and_b4))
113 prove(rule_and4, constr_and4)
114
115 # General rules &, both operators are negative
116 rule_and_neg5 = "r=a&b both negative: r < a&b, a<0, b<0 ==> r<=a, r<=b,
117   r<0"
118 and_a5, and_b5, and_r5= BitVecs('and_a5 and_b5 and_r5', 32)
119 constr_and_neg5 = Implies(And(and_a5 < 0, and_b5<0, and_r5<(and_a5&
120   and_b5)), And(and_r5 < and_a5, and_r5 < and_b5, and_r5<0))
121 prove(rule_and_neg5, constr_and_neg5)
122
123 # And logic rules &, both operators are one bit size
124 rule_and_neg6 = "a&b both one bit: a&b -> a&&b"
125 and_a6, and_b6 = BitVecs('and_a6 and_b6', 1)
126 constr_and_neg6 = Implies((and_a6&and_b6)==1, And(and_a6 ==1, and_b6
127   ==1))
128 prove(rule_and_neg6, constr_and_neg6)
129
130 # General rules or, both operators are non-negative
131 rule_or = "r=a|b genral: r >= a|b, a>=0, b>=0 ==> r>=a, r>=b"

```

```

126 or_a1, or_b1, or_r1= BitVecs('or_a1 or_b1 or_r1', 32)
127 constr_or = Implies(And(or_a1 >= 0, or_b1 >=0, or_r1 >=(or_a1|or_b1)), And(
    or_r1 >= or_a1, or_r1 >= or_b1))
128 prove(rule_or, constr_or)
129
130 # General rules or, both operators are negative(two's complement)
131 rule_or_neg = "r=a|b genral both negative: r = a|b, a<0, b<0 ==> r>=a, r
    >=b, r<0"
132 or_a2, or_b2, or_r2= BitVecs('or_a2 or_b2 or_r2', 32)
133 constr_or_neg = Implies(And(or_a2 < 0, or_b2 < 0, or_r2==(or_a2|or_b2)),
    And(or_r2 >= or_a2, or_r2 >= or_b2, or_r2 <0))
134 prove(rule_or_neg, constr_or_neg)
135
136 # General rules or, both operators are mutual exclusicve negative(two's
    complement)
137 rule_or_xneg = "r=a|b genral mutual exclusive negative: r = a|b, a<0, b
    >=0 ==> r>=a, r<0"
138 or_a3, or_b3, or_r3= BitVecs('or_a3 or_b3 or_r3', 32)
139 constr_or_xneg = Implies(And(or_a3 >= 0, or_b3 < 0, or_r3==(or_a3|or_b3))
    , And(or_r3 >= or_b3, or_r3 <0))
140 prove(rule_or_xneg, constr_or_xneg)
141
142 # Or logic rule, both operators are one bit
143 rule_or_log = "a|b = 0 to logic: (a|b) = 0 ==> a==0 && b==0 ==> r>=a, r
    >=b"
144 or_a4, or_b4 = BitVecs('or_a4 or_b4', 1)
145 constr_or_log = Implies((or_a4|or_b4 == 0), And(or_a4==0,or_b4 == 0))
146 prove(rule_or_log, constr_or_log)
147
148 # General rules xor, both operators are non-negative
149 rule_xor = "r>=a^b genral, both non-negative: r >= a^b, a>=0, b>=0 ==> r
    >=0"
150 xor_a, xor_b, xor_r= BitVecs('xor_a xor_b xor_r', 32)
151 constr_xor = Implies(And(xor_a >= 0, xor_b >=0, xor_r >=(xor_a^xor_b)),
    And(xor_r >= 0))
152 prove(rule_xor, constr_xor)
153
154 # General rules xor, both operators are negative(two's complement)
155 rule_xor_neg = "r>=a^b genral both negative: r >= a^b, a<0, b<0 ==> r<0"
156 xor_a1, xor_b1, xor_r1= BitVecs('xor_a1 xor_b1 xor_r1', 32)
157 constr_xor_neg = Implies(And(xor_a1 < 0, xor_b1 < 0, xor_r1 >=(xor_a1^
    xor_b1)), And(xor_r1 >=0))
158 prove(rule_xor_neg, constr_xor_neg)
159
160 # General rules xor, operators are mutual exclusive non-negative(two's
    complement)
161 rule_xor_xneg = "r<=a^b genral mutual exclusive negative: r <= a^b, a<0,
    b>=0 ==> r<0"
162 xor_a2, xor_b2, xor_r2= BitVecs('xor_a2 xor_b2 xor_r2', 32)
163 constr_xor_xneg = Implies(And(xor_a2 < 0, xor_b2 >= 0, xor_r2 <=(xor_a2^
    xor_b2)), And(xor_r2 <=0))
164 prove(rule_xor_xneg, constr_xor_xneg)
165
166 # xor to logic rule, operators are one bit
167 rule_xor_log = "a^b one bit ==> (a==0 && b == 1 a==1 && b==0)"
168 xor_a3, xor_b3 = BitVecs('xor_a3 xor_b3', 1)
169 constr_xor_log = Implies(1==(xor_a3^xor_b3), Or(And(xor_a3==0, xor_b3
    ==1), And(xor_a3==1,xor_b3 ==0)))
170 prove(rule_xor_log, constr_xor_log)
171
172 # General rules complement
173 rule_com = "CPL-POS & CPL-NEG, r= ~a genral"
174 com_a, com_r= BitVecs('com_a com_r', 32)
175 constr_com1 = Implies(And(com_a >= 0, com_r==(~com_a)), com_r <0)
176 constr_com2 = Implies(And(com_a < 0, com_r==(~com_a)), com_r >=0)
177 constr_com = And(constr_com1, constr_com2)
178 prove(rule_com, constr_com)

```

E Detailed Results for Termination and LTL

Table 4 shows the details running results of 26 bithacks benchmarks on LTL verification task, Table 5 and Table 6 show the details of LTL and Termination running results on our hand-crafted benchmarks, table 7 shows the details of termination running results on 18 bitwise benchmarks from APROVE, they are corresponding to section 6.

Table 4: Details for LTL Bithack benchmarks.

Benchmark	Property	Expected	ULTIMATE		DARKSEA	
			Time	Result	Time	Result
counting-bits-BK1_false.c	$\square(\diamond y \geq 0)$	X	8.80s	? 10.75s	X	
consecutive-zero-bits-trailing_false.c	$\diamond y = 1$	X	5.91s	? 7.24s	?	
counting-bits-BK_false.c	$\square(\diamond y <= 1)$	X	6.93s	? 8.15s	X	
display-bit1_false.c	$\diamond y > 1$	X	24.55s	? 59.18s	X	
parity_false.c	$\diamond y \geq 1$	X	23.81s	? 9.09s	X	
display-bit_false.c	$\diamond y < 0$	X	27.20s	? 64.63s	X	
counting-bits-set_false.c	$\diamond y \geq 1$	X	8.88s	? 7.77s	X	
reverse-bits1_false.c	$\diamond n < 0$	X	8.11s	? 10.21s	X	
logbase2.c	$\diamond y \geq 1$	✓	7.60s	? 7.49s	?	
base64_ltl.c	$\square(\diamond start = 1)$	✓	124.37s	M 602.61s	M	
modulus-division.c	$\diamond y > 1$	✓	6.67s	? 17.25s	?	
consecutive-zero-bits-trailing.c	$\diamond y \geq 1$	✓	6.07s	? 7.51s	✓	
interleave-bits.c	$\diamond y \geq 1$	✓	11.40s	? 300.66s	?	
logbase2-N-bit1.c	$\diamond y \geq 1$	✓	12.39s	? 547.43s	M	
reverse-N-bit.c	$\diamond n \geq 1$	✓	6.91s	✓ 13.09s	✓	
counting-bits-set.c	$\diamond y \geq 1$	✓	9.23s	? 8.52s	✓	
consecutive-zero-bits.c	$\diamond y \geq 1$	✓	5.29s	✓ 5.85s	✓	
counting-bits-BK.c	$\square(\diamond y <= 1)$	✓	6.63s	? 8.46s	✓	
dropbf_ltl.c	$\square(A! = 1 \vee RELEASE = 0)$	✓	8.42s	✓ 13.47s	✓	
reverse-bits.c	$\diamond y \geq 1$	✓	7.21s	? 10.81s	?	
counting-bits-lookup.c	$\diamond y \geq 1$	✓	900.41s	T 900.41s	T	
display-bit.c	$\diamond y \geq 32$	✓	24.99s	? 705.44s	M	
counting-bits-BK1.c	$\square(\diamond y \geq 0)$	✓	7.51s	? 8.59s	✓	
display-bit1.c	$\diamond y \geq 1$	✓	20.46s	? 7.29s	✓	
reverse-bits1.c	$\diamond n < 0$	✓	6.33s	? 12.55s	✓	
parity.c	$\diamond y \geq 1$	✓	19.67s	? 6.93s	✓	

Table 5: Details for LTLBitBench.

Benchmark	Property	Expected	ULTIMATE		DARKSEA	
			Time	Result	Time	Result
and_guard2_false.c	$\diamond z \geq 100$	X	7.54s	?	7.65s	X
xor_stem1_false.c	$\diamond n < 0$	X	5.78s	?	6.41s	X
and_guard_false.c	$\diamond y > 0$	X	7.11s	?	5.52s	X
and_stem_false.c	$\diamond n < 0$	X	6.34s	?	5.86s	X
xor_stem_false.c	$\diamond n < 0$	X	5.67s	?	6.33s	X
xor_guard_false.c	$\diamond n > 0$	X	6.40s	?	6.24s	X
or_loop1_false.c	$\square(\diamond n < 0)$	X	6.98s	?	6.76s	X
and_loop_false.c	$\diamond y \geq 1$	X	5.32s	?	9.28s	X
and_stem1_false.c	$\diamond n < 0$	X	7.63s	?	5.75s	X
xor_loop_false.c	$\diamond n < 0$	X	6.18s	?	8.01s	X
or_guard_false.c	$\diamond n < 0$	X	5.82s	?	5.96s	X
and_guard1_false.c	$\diamond n > 0$	X	7.82s	?	6.04s	X
com_loop_false.c	$\diamond y < 0$	X	5.70s	?	6.81s	X
or_stem_false.c	$\diamond n < 0$	X	7.11s	?	5.81s	X
and_guard4_false.c	$\diamond n > 0$	X	8.62s	?	5.55s	X
and_stem2_false.c	$\diamond n > 0$	X	7.69s	?	6.35s	X
or_loop2_false.c	$\diamond n > 0$	X	6.47s	?	8.89s	X
and_loop1_false.c	$\diamond z < 0$	X	9.22s	?	7.60s	X
com_stem_false.c	$\square(\diamond y < 0)$	X	8.89s	?	9.52s	X
or_loop_false.c	$\square(\diamond n < 0)$	X	7.60s	?	7.82s	X
and_stem2.c	$\diamond n > 0$	✓	5.81s	?	5.36s	✓
xor_stem1.c	$\diamond n < 0$	✓	7.05s	?	5.76s	✓
xor_guard.c	$\diamond n < 0$	✓	6.41s	?	5.67s	✓
and_guard4.c	$\diamond n > 0$	✓	10.25s	?	6.00s	✓
or_stem.c	$\diamond n < 0$	✓	5.38s	?	7.38s	✓
com_stem.c	$\square(\diamond y = 1)$	✓	6.50s	?	5.59s	✓
xor_stem.c	$\diamond n < 0$	✓	5.40s	?	5.41s	✓
xor_loop.c	$\diamond n < 0$	✓	6.14s	?	7.97s	✓
and_stem1.c	$\diamond n < 0$	✓	7.05s	?	5.32s	✓
and_guard.c	$\diamond n < 0$	✓	6.43s	?	901.21s	T
and_loop1.c	$\diamond z < 0$	✓	7.63s	?	5.46s	✓
com_loop.c	$\diamond y < 0$	✓	6.44s	?	5.39s	✓
or_loop.c	$\square(\diamond n < 0)$	✓	7.55s	?	10.05s	✓
and_guard2.c	$\diamond z \geq 100$	✓	9.58s	?	17.04s	✓
or_loop2.c	$\diamond n < 0$	✓	6.17s	?	6.33s	✓
and_stem.c	$\diamond n < 0$	✓	5.49s	?	5.57s	✓
or_0s_int.c	$\diamond p = 1$	✓	67.11s	?	9.38s	✓
and_loop.c	$\diamond y \geq 1$	✓	6.15s	?	5.92s	✓
and_guard1.c	$\diamond n > 0$	✓	7.81s	?	8.04s	✓
or_loop1.c	$\square(\diamond n < 0)$	✓	8.44s	?	6.58s	✓
or_loop3.c	$\square(\diamond n < 0)$	✓	7.47s	?	6.11s	✓
or_guard.c	$\diamond n < 0$	✓	5.92s	?	4.52s	✓

Table 6: Details for TermBitBench.

Benchmark	Expected	APROVE		CPACHECKER		KITTEl		2LS		ULTIMATE		DARKSEA	
		Time	Result	Time	Result	Time	Result	Time	Result	Time	Result	Time	Result
xor-01-false.c	✗	18.41s	✗	5.17s	✗	900.24s	T	900.53s	T	5.54s	?	6.39s	✗
and-04-false.c	✗	185.04s	✗	3.68s	✗	900.24s	T	0.15s	✗	5.33s	?	7.78s	✗
not-04-false.c	✗	4.14s	?	3.78s	✗	0.08s	♣	0.14s	✗	6.84s	?	6.78s	✗
not-05-false.c	✗	3.03s	?	4.64s	✗	0.10s	♣	0.13s	✗	5.50s	?	8.66s	✗
and-05-false.c	✗	10.11s	?	3.79s	✗	900.32s	T	0.16s	✗	5.60s	?	8.17s	✗
and-01-false.c	✗	4.83s	?	5.21s	?	900.24s	T	900.46s	T	6.27s	?	6.35s	✗
or-02-false.c	✗	13.66s	✗	3.93s	✗	900.28s	T	900.39s	T	7.40s	?	8.28s	✗
not-03-false.c	✗	2.95s	?	3.86s	✗	0.10s	♣	0.17s	✗	5.34s	?	7.25s	✗
and-03-false.c	✗	4.65s	✗	3.67s	✗	900.24s	T	0.14s	✗	5.29s	?	5.63s	✗
not-02-false.c	✗	1.90s	✓	3.84s	✗	0.05s	♣	0.15s	✗	5.26s	?	4.86s	✗
or-05-false.c	✗	6.29s	✗	4.18s	?	900.35s	T	0.16s	✗	6.07s	?	9.34s	✗
or-01-false.c	✗	5.76s	✗	3.73s	✗	900.31s	T	900.69s	T	7.64s	?	10.22s	✗
and-02-false.c	✗	6.30s	?	5.78s	?	900.24s	T	900.39s	T	6.72s	?	5.89s	✗
not-01.c	✓	902.06s	T	4.69s	?	0.06s	✓	0.39s	✓	6.54s	?	5.52s	✓
and-02.c	✓	901.23s	T	8.00s	?	900.25s	T	900.38s	T	6.05s	?	11.63s	✓
or-01.c	✓	23.72s	✓	6.50s	?	900.29s	T	900.41s	T	7.85s	?	13.10s	✓
xor-01.c	✓	4.14s	✓	4.77s	✓	0.05s	✓	0.31s	✓	7.16s	?	8.07s	✓
and-03.c	✓	12.83s	?	3.80s	✗	900.25s	T	900.44s	T	6.36s	?	6.98s	✓
not-02.c	✓	3.11s	?	4.03s	✗	0.31s	♣	0.18s	✗	5.09s	?	9.23s	✓
and-01.c	✓	5.74s	?	6.05s	?	900.25s	T	900.46s	T	6.04s	?	8.14s	✓
or-02.c	✓	10.16s	✓	4.14s	?	900.29s	T	900.46s	T	7.42s	?	6.56s	✓
or-03.c	✓	5.27s	✓	4.18s	?	0.04s	✓	0.24s	✓	5.83s	✓	6.94s	✓
not-03.c	✓	3.95s	?	5.32s	✗	0.06s	✓	0.27s	✓	5.55s	?	6.30s	✓
and-04.c	✓	901.56s	T	3.61s	✗	900.17s	T	0.21s	✓	5.50s	?	8.56s	✓
or-06.c	✓	7.48s	✓	4.22s	?	0.04s	✓	0.31s	✓	7.11s	✓	6.22s	✓
and-05.c	✓	4.40s	?	3.61s	✗	900.37s	T	0.19s	✓	7.04s	?	11.40s	✓
not-04.c	✓	2.39s	?	4.70s	?	0.10s	✓	900.42s	T	11.49s	?	12.85s	✓
or-04.c	✓	17.17s	✗	4.18s	✗	900.30s	T	0.15s	✗	8.13s	?	5.90s	✓
or-05.c	✓	5.12s	✗	6.44s	?	900.37s	T	0.16s	✗	7.22s	?	8.02s	✓
and-06.c	✓	10.12s	?	5.78s	?	900.25s	T	900.56s	T	7.24s	?	9.42s	✓
not-05.c	✓	3.21s	?	4.30s	✗	0.06s	✓	0.24s	✓	5.55s	?	5.88s	✓

Table 7: Details for APROVE termination benchmarks.

Benchmark	Expected	APROVE		CPACHECKER		KITTEl		2LS		ULTIMATE		DARKSEA	
		Time	Result	Time	Result	Time	Result	Time	Result	Time	Result	Time	Result
signed/wdk-signed-overflow/eprom2.c	✓	2.03s	?	5.68s	✗	0.08s	♣	0.17s	✓	22.91s	?	130.32s	M
signed/wdk-signed-overflow/common.c	✓	2.12s	?	5.49s	✓	0.04s	✓	0.25s	✓	24.38s	?	900.44s	T
unsigned/juggernaut-paper/a.c	✓	2.37s	?	3.76s	✗	900.25s	T	0.15s	✓	5.50s	?	9.72s	✗
unsigned/pointer/p03.c	✓	2.05s	?	4.24s	?	0.04s	♣	0.13s	?	7.16s	?	5.60s	?
unsigned/wdk-no-signed-overflow/gsm6102.c	✓	900.26s	T	3.84s	✗	900.25s	T	900.38s	T	6.92s	✓	5.96s	✓
unsigned/wdk-no-signed-overflow/hw_cmp.c	✓	4.30s	?	3.59s	♣	0.04s	✓	0.13s	✓	22.03s	?	14.77s	?
unsigned/wdk-no-signed-overflow/comm.c	✓	3.88s	✓	5.13s	✓	0.06s	♣	0.20s	✓	19.42s	?	22.91s	?
unsigned/wdk-no-signed-overflow/gsm6103.c	✓	900.26s	T	4.76s	✗	900.25s	T	900.37s	T	6.62s	✓	8.73s	✓
unsigned/wdk-no-signed-overflow/miniport.c	✓	900.26s	T	5.90s	?	900.25s	T	0.25s	✓	7.12s	✗	8.30s	✗
unsigned/wdk-no-signed-overflow/namesup2.c	✓	900.26s	T	3.76s	✗	0.03s	♣	0.59s	✓	7.67s	✗	4.94s	✗
unsigned/wdk-no-signed-overflow/eprom.c	✓	6.71s	?	9.65s	✓	900.25s	T	0.13s	✓	16.79s	?	16.54s	?
unsigned/wdk-no-signed-overflow/intrface.c	✓	900.25s	T	3.77s	✗	900.15s	T	0.17s	✓	6.61s	?	5.23s	✗
unsigned/wdk-no-signed-overflow/init.c	✓	5.56s	?	3.69s	✗	900.14s	T	0.10s	✓	5.25s	?	13.11s	✗
unsigned/wdk-no-signed-overflow/namesup.c	✓	2.39s	?	2.01s	♣	0.05s	✓	185.56s	M	28.44s	?	27.67s	?
unsigned/wdk-no-signed-overflow/image.c	✓	900.26s	T	5.06s	✗	796.47s	T	1.24s	✓	14.35s	?	18.52s	?
unsigned/wdk-no-signed-overflow/mp_atil.c	✓	3.82s	?	3.80s	?	900.27s	T	0.95s	✓	30.24s	?	26.87s	?
unsigned/wdk-no-signed-overflow/allocsup1.c	✓	900.26s	T	3.78s	✗	0.07s	♣	0.17s	✓	6.73s	?	5.62s	?
unsigned/juggernaut/loop6.c	✓	2.33s	?	3.91s	✗	900.25s	T	0.15s	✓	5.76s	?	7.55s	✗

F Bug in GCC

Example 1 (A reported bug in gcc [51]).

```

1 static uint64_t div(uint64_t ui1, uint64_t ui2){
2   return (ui2 == 0) ? ui1 : (ui1 / ui2); }
3 static int8_t mod(int8_t si1, int8_t si2){
4   return (si2==0) || ((si1== -128) && (si2== -1)) ? si1 : (si1
      % si2); }
5 static int32_t g_5=0, g_11=0;
6 int main (){
7   uint64_t l_7 = 0x509CB0BEFCDF11BLL;
8   g_11 ^= l_7 && ((div((mod(g_5, 0)), -1L)) != 1L);
9   if (!g_11) return __VERIFIER_error();
10  return 0;
11 }
```

From the source semantics of this example, variable `g_11` would have value 1 at Line 9 and `__VERIFIER_error` is un-reachable. However, a defect [2] in `gcc` folds `((div((mod(g_5, 0)), -1L)) != 1L)` to 0. This makes `g_11` become 0 at Line 9, introducing a new error behavior.

G DARKSEA translations through an example lifted binary

We here explain via an example the need for the translations perform by DARKSEA, discussed in Sec. 7. Figure 4 shows an (condensed) example of the result of lifting a GCC-compiled binary version of `PotentialMinimizeSEVPABug.c` (using MCSEMA). In the following, we describe how decompilation tools (*e.g.*, MCSEMA) target *re-compilation* and the challenges this poses for existing verification techniques and tools. We then describe translations performed by DARKSEA to make lifted binaries more amenable to verification. As discussed in Sec. 7, the translations below were implemented as passes on the lifted LLVM IR.

Run-time environment. Binary lifting de-compiles into a program that mimics the binary behavior. To ensure that a new *re-compiled* binary would run correctly, lifting yields code that switches the contexts between the run-time environments and the simulated code, somewhat akin to how a loader first moves environment variables onto the stack. This context-switch code wraps around the simulated program and is indispensable for execution of re-compiled code. Context-switch code can be fairly complex. For example, it frequently uses assembly code to move values between the physical environment (*e.g.*, environment variables like `$PATH`) and the simulated constructs (*e.g.*, registers and the stack). The initial state of the registers is also loaded from the runtime, as seen by the instructions in callout ❶ in Fig. 4. Tracing back the origins of these values, which stem from the runtime code, poses a nearly impossible, yet unnecessary task for verification tools. For most verification tasks, it does not matter where the initial

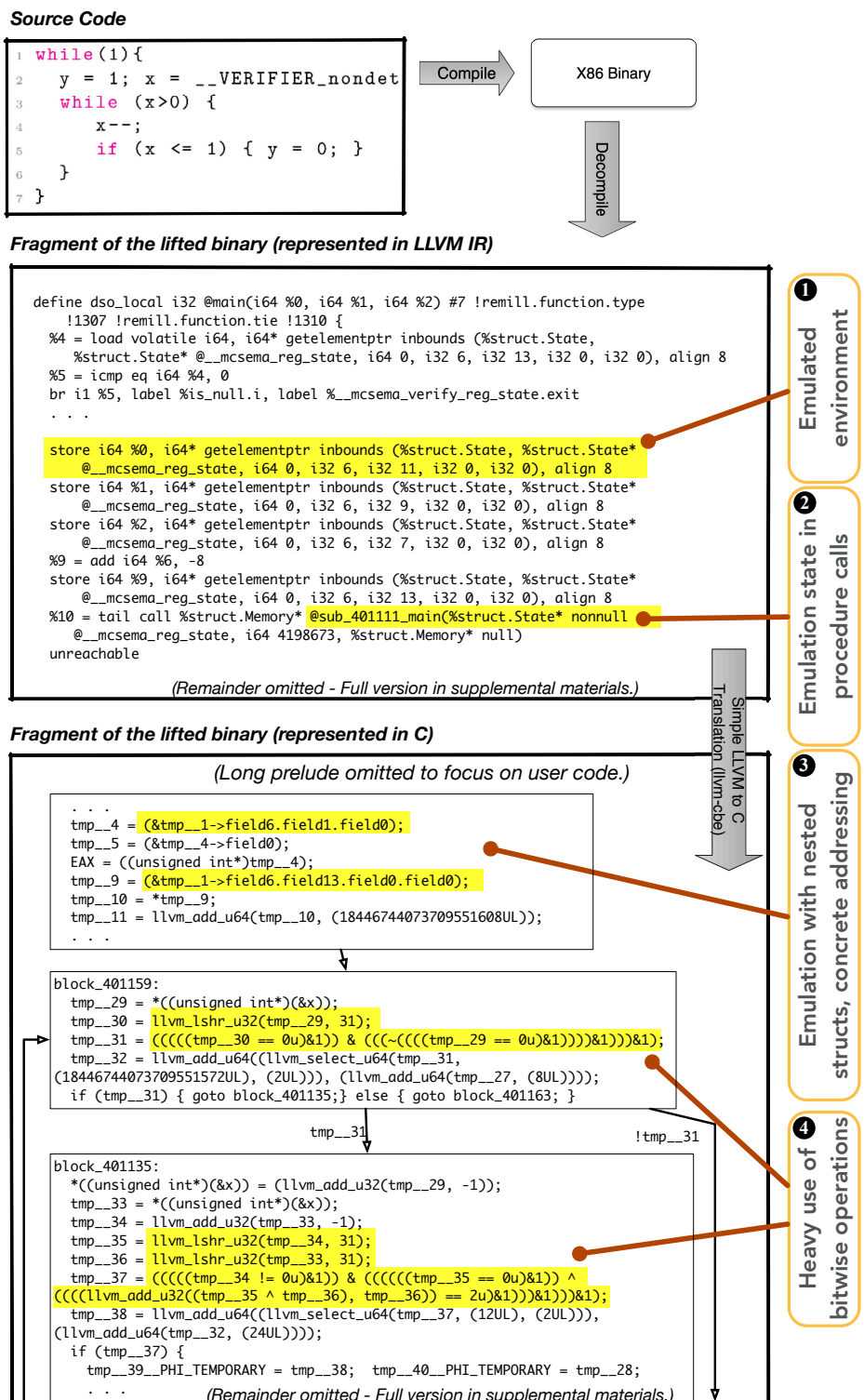


Fig.4: Challenges involved in reasoning about the lifted binary of PotentialMinimizeSEVPABug.c.

values of registers or environment variables such as `$PATH` come from; we can just treat them as nondeterministic input values on the stack.

Translation: Removing verification-unrelated code and data. We implemented a pass to analyze lifted output and decouple context-switch code from the code that simulates the original program. We first locate the original `main` function in the simulated code and then follow the control flow to statically extract and trim code that can reach `main`. Further, the context-switch code also includes program-dependent functions that are registered to be executed before the `main` or after the `exit`. To avoid missing such functions in verification, we allocate calls to them at the begin or the end of the `main` function, following the order these functions are registered to run in the original binary.

Passing emulation state through procedures. Binary lifting for recompilation generates programs in which function calls are used to pass emulation state. This can be seen, for example, in callout ② in Fig. 4, where `struct.State` is passed as the first argument to `sub_401111_main`. These arguments are *not* part of the original program. Rather, lifting introduces these additional arguments to simulate the possibility of context-switches within function calls. Further, when the lifted code is recompiled, code simulating the callee can access the contexts through these `struct.State` arguments, which is typically more efficient than directly accessing the global data structure. Interprocedural reasoning is known to make verification more challenging and requires more sophisticated algorithms such as procedure summaries [57,26] and nested interpolants [34], especially when context sensitivity is required. When machine emulation involves expanding use of arguments, we found this complicates analysis and hampers verification.

Translation: Simplifying function arguments. Adding arguments to user procedures (as done by MCSEMA) complicates verification. Fortunately, a translation is possible: the arguments in a MCSEMA-generated function point to the same global data structure. As such, we eliminate these arguments from every function call. We then create a pointer pointing to the global data struct and replace all *uses* of the first argument in the function body with uses of our new pointer.

Nested structures for emulation. Lifted binaries encode complicated structures that simulate hardware features such as registers, arithmetic flags, FPU status flags, the stack, and instruction pointers. These are represented as nested structures, *e.g.*, `state->general_registers.register13.union.uint64cell`. This can be seen, for example, in callout ③ in Fig. 4, where the field `tmp_1->field6.field13.field0.field0` is accessed. The use of nesting in these structures provides efficiency: constructs that are commonly used together (*e.g.*, general purpose registers) can be artificially grouped to the same cache line, avoiding cache evictions. However, reasoning about these nested data-structures is difficult because verification tools cannot make any assumptions about where these data-structures come from, how they are used and, most importantly, how they may be aliased. Consequently, verification tools have to carefully track heap references to infer non-aliasing, even though the lifting process ensures that they will not.

Translation: Flattening the emulation state. Many of the data structures for the emulated state are functionally independent and hence the complex nesting is not necessary to maintain the original semantics. We implemented a pass to flatten the data structures. We create individual variables for all the innermost and separable fields. We then translate accesses to these nested structures, with use-define reasoning to identify all the accesses to a flattened field. For the aforementioned `state->general_registers.register13.union.uint64cell`, we allocate a new global variable `register13` with the same type of `uint64cell` and re-locate all the original accesses to `register13`.

H Detailed Results for DARKSEA Translation

Table 8 and Table 9 show the details of applying termination verifiers to MCSEMA output and the output after DARKSEA’s translations, respectively.

Table 8: Details for termination verification of vanilla MCSEMA binary lifting.

Benchmark	Expected	APROVE		CPACHECKER		KITTEL		2LS		ULTIMATE		DARKSEA	
		Time	Result	Time	Result	Time	Result	Time	Result	Time	Result	Time	Result
Singapore-2_gccO0.mcsema.cbe.c	8.28s	?	2.04s	✘	0.06s	✘	0.17s	?	900.43s	T	900.36s	T	
aaron2-2_gccO0.mcsema.cbe.c	5.48s	?	2.13s	✘	0.06s	✘	0.17s	?	900.37s	T	900.43s	T	
Singapore_plus_gccO0.mcsema.cbe.c	4.13s	?	2.58s	✘	0.06s	✘	0.17s	?	900.45s	T	900.56s	T	
Mysore-1_gccO0.mcsema.cbe.c	3.77s	?	1.98s	✘	0.05s	✘	0.16s	?	900.35s	T	900.39s	T	
Parallel_gccO0.mcsema.cbe.c	3.01s	?	2.12s	✘	0.06s	✘	0.15s	?	900.38s	T	900.33s	T	
Pure2Phase-1_gccO0.mcsema.cbe.c	8.60s	?	2.50s	✘	0.05s	✘	0.16s	?	900.38s	T	900.44s	T	
Thun-1_gccO0.mcsema.cbe.c	3.55s	?	2.41s	✘	0.05s	✘	0.15s	?	900.44s	T	900.42s	T	
easy2-2_gccO0.mcsema.cbe.c	2.72s	?	2.22s	✘	0.05s	✘	0.16s	?	589.64s	✘	760.59s	M	
aaron3-2_gccO0.mcsema.cbe.c	9.82s	?	2.44s	✘	0.06s	✘	0.20s	?	900.41s	T	900.47s	T	
Pure3Phase-2_gccO0.mcsema.cbe.c	5.85s	?	2.54s	✘	0.06s	✘	0.22s	?	900.40s	T	900.43s	T	
easy_debug_gccO0.mcsema.cbe.c	3.69s	?	2.28s	✘	0.06s	✘	0.19s	?	900.40s	T	902.27s	T	
Mysore-2_gccO0.mcsema.cbe.c	7.70s	?	2.03s	✘	0.06s	✘	0.17s	?	900.43s	T	900.49s	T	
easy1_gccO0.mcsema.cbe.c	2.92s	?	2.24s	✘	0.05s	✘	0.16s	?	785.05s	✘	802.15s	M	
aaron2-1_gccO0.mcsema.cbe.c	9.27s	?	2.15s	✘	0.05s	✘	0.16s	?	900.31s	T	900.37s	T	
easy2-1_gccO0.mcsema.cbe.c	2.60s	?	1.83s	✘	0.02s	✘	0.11s	?	566.99s	✘	870.64s	M	
Thun-2_gccO0.mcsema.cbe.c	5.91s	?	2.41s	✘	0.03s	✘	0.16s	?	900.36s	T	900.45s	T	
Pure2Phase-2_gccO0.mcsema.cbe.c	4.57s	?	1.90s	✘	0.02s	✘	0.13s	?	900.38s	T	900.35s	T	
aaron3-1_gccO0.mcsema.cbe.c	46.87s	?	1.91s	✘	0.03s	✘	0.13s	?	900.42s	T	900.44s	T	

Table 9: Details for termination verification of DARKSEA translated lifted binaries.

Benchmark	APROVE		CPACHECKER		KITTEL		2LS		ULTIMATE		DARKSEA	
	Expected	Time Result	Time Result	Time Result	Time Result	Time Result	Time Result	Time Result	Time Result	Time Result	Time Result	Time Result
Parallel_gccO0.simplify.cbe.c.instr.c		1.85s ?	900.51s T	0.01s ♣	0.12s ?	8.14s ✓	7.27s ✓					
Thun-1_gccO0.simplify.cbe.c.instr.c		1.63s ?	900.55s T	0.01s ♣	0.15s ?	9.68s ✓	9.95s ✓					
aaron2-1_gccO0.simplify.cbe.c.instr.c		1.43s ?	900.48s T	0.02s ♣	0.12s ?	7.91s ✓	10.32s ✓					
Pure3Phase-2_gccO0.simplify.cbe.c.instr.c		1.86s ?	900.43s T	0.02s ♣	0.12s ?	8.34s ✓	9.44s ✓					
Mysore-2_gccO0.simplify.cbe.c.instr.c		1.40s ?	900.38s T	0.02s ♣	0.15s ?	7.03s ✓	10.25s ✓					
easy1_gccO0.simplify.cbe.c.instr.c		1.92s ?	900.29s T	0.02s ♣	0.11s ?	6.47s ✓	7.79s ✓					
Pure2Phase-1_gccO0.simplify.cbe.c.instr.c		1.58s ?	900.35s T	0.02s ♣	0.12s ?	7.19s ✓	8.00s ✓					
aaron3-2_gccO0.simplify.cbe.c.instr.c		1.88s ?	900.40s T	0.02s ♣	0.12s ?	7.22s ✓	7.54s ✓					
easy2-1_gccO0.simplify.cbe.c.instr.c		1.63s ?	900.44s T	0.01s ♣	0.12s ?	6.73s ✓	6.81s ✓					
aaron3-1_gccO0.simplify.cbe.c.instr.c		1.46s ?	900.45s T	0.02s ♣	0.14s ?	8.09s ✓	12.30s ✓					
Pure2Phase-2_gccO0.simplify.cbe.c.instr.c		1.87s ?	900.48s T	0.02s ♣	0.09s ?	8.09s ✓	6.96s ✓					
easy2-2_gccO0.simplify.cbe.c.instr.c		1.79s ?	900.47s T	0.02s ♣	0.09s ?	8.36s ✓	6.40s ✓					
Mysore-1_gccO0.simplify.cbe.c.instr.c		1.95s ?	900.41s T	0.01s ♣	0.10s ?	6.55s ✓	8.63s ✓					
aaron2-2_gccO0.simplify.cbe.c.instr.c		1.48s ?	900.55s T	0.01s ♣	0.11s ?	8.19s ✓	8.87s ✓					
easy_debug_gccO0.simplify.cbe.c.instr.c		1.52s ?	900.54s T	0.02s ♣	0.10s ?	8.16s ✓	9.27s ✓					
Thun-2_gccO0.simplify.cbe.c.instr.c		1.88s ?	900.55s T	0.02s ♣	0.10s ?	7.02s ✓	7.71s ✓					
Singapore_plus_gccO0.simplify.cbe.c.instr.c		1.83s ?	900.56s T	0.01s ♣	0.15s ?	6.96s ✓	6.95s ✓					
Singapore-2_gccO0.simplify.cbe.c.instr.c		1.45s ?	900.51s T	0.02s ♣	0.10s ?	7.05s ✓	7.68s ✓					

I Detailed Results for LTL of Lifted Binaries

Table 10 is a more detailed version of the table from Sec. 7, this time comparing the performance of ULTIMATE versus DARKSEA, when applied first to vanilla MCSEMA IR, and then applied to DARKSEA’s translated IR. The experimental result shows that our translations significantly eliminates all crashes and possibly unsound results occurring in the verification of the original lifted code. The unsoundness came from the fact that ULTIMATE detected possible memory errors in the code snippet setting run-time environment up in those programs, thus considering the programs to be infeasible with respect to the LTL properties and assuming that they always hold. DARKSEA inherits such behavior from ULTIMATE. Moreover, the results on the simplified lifted code These results highlights the effectiveness of our bitwise branching technique which helps DARKSEA to prove the LTL properties of all 17 benchmark correctly while ULTIMATE can only prove 6 of them. The possible memory errors were eliminated when our translation flattened the emulation state.

Table 10: Details for LTL lifted binary benchmarks, using vanilla McSEMA versus DARKSEA’s translated IR and vanilla ULTIMATE versus DARKSEA’s bitwise-branching (Section 4). Gray cells are unsound, green cells use slightly different settings (enabled SBE).

Benchmark	Property	Exp.	Vanilla McSEMA IR		DARKSEA’s translated IR					
			ULTIMATE Time Result	DARKSEA Time Result	ULTIMATE Time Result	DARKSEA Time Result				
01-exsec2.s.c	$\diamond(\Box x = 1)$	✓	4.45s	✘	4.56s	✘	11.01s	✓	11.23s	✓
01-exsec2.s.f.c.c	$\diamond(\Box x \neq 1)$	✘	6.31s	✘	5.79s	✘	9.21s	?	10.36s	✘
SEVPA_gccO0.s.c	$\Box(x > 0 \Rightarrow \diamond y = 0)$	✓	6.31s	✘	5.93s	✘	11.17s	?	22.92s	✓
SEVPA_gccO0.s.f.c	$\Box(x > 0 \Rightarrow \diamond y = 2)$	✘	5.16s	?	5.25s	?	35.46s	?	14.92s	✘
acqrel.simplify.s.c	$\Box(x = 0 \Rightarrow \diamond y = 0)$	✓	5.17s	✘	5.38s	✘	10.66s	✓	9.00s	✓
acqrel.simplify.s.f.c.c	$\Box(x = 0 \Rightarrow \diamond y = 1)$	✘	6.06s	✘	5.48s	✘	21.12s	?	17.60s	✘
example1_fea.s.c	$\Box error = 0$	✘	13.06s	✓	13.44s	✓	6.96s	✘	6.25s	✘
example1_sea.s.c	$\Box error = 0$	✓	11.22s	✓	11.11s	✓	12.02s	✓	8.51s	✓
example2_fea.s.c	$\Box error = 0$	✘	12.26s	✓	13.54s	✓	10.99s	?	12.66s	✘
example2_sea.s.c	$\Box error = 0$	✓	14.24s	✓	14.15s	✓	11.75s	?	8.94s	✓
example3_fea.s.c	$\Box error = 0$	✘	10.47s	✓	12.02s	✓	8.51s	?	8.34s	✘
example3_sea.s.c	$\Box error = 0$	✓	11.11s	✓	11.36s	✓	8.70s	?	6.67s	✓
exsec2.simplify.s.c	$\Box \diamond x = 1$	✓	4.92s	✘	4.96s	✘	6.38s	✓	5.60s	✓
exsec2.simplify.s.f.c.c	$\Box \diamond x \neq 1$	✘	4.55s	✘	5.22s	✘	7.85s	✘	6.28s	✘
nondet_gccO0.s.c	$\Box x > 0$	✘	4.57s	✘	4.92s	✘	10.99s	?	10.59s	✘
simple3_gccO0.s.c	$\diamond p = 1$	✓	4.97s	✘	5.82s	✘	91.22s	?	15.87s	✓
simple3_gccO0.s.f.c	$\diamond p = 2$	✘	4.96s	✘	4.87s	✘	80.77s	?	20.85s	✘