

# On the Electrostatic Forces acting on Point Charges in the Presence of a Dielectric Slab

Long T. Nguyen,<sup>1</sup> Tuan K. Do,<sup>2,\*</sup> and Trung V. Phan<sup>3,†</sup>

<sup>1</sup>High School for Gifted Students, Hanoi University of Science, Vietnam National University, 182 Luong The Vinh Str., Thanh Xuan, Hanoi 100000, Vietnam.

<sup>2</sup>Department of Mathematics, Princeton University, Princeton, NJ 08544, USA

<sup>3</sup>Department of Molecular, Cellular, and Developmental Biology, Yale University, New Haven, CT 06520, USA

(Dated: June 14, 2022)

## Abstract

How will the electrostatic interaction between two point charges change if we introduce a dielectric slab in the middle of them? While the physical setting of this problem is relatively simple, it is easy to be wronged and the solution is surprisingly complicated. Here we will show the correct answer by using the method of images, which should be approachable for undergraduate students and advance high school students. We also obtain analytical and algebraic results in some special cases.

## I. PROBLEM

Determine the electrostatic force acting on two point charges  $q_1$  and  $q_2$  placed in vacuum in the present of an infinitely large dielectric slab of thickness  $h$  and relative dielectric constant  $\epsilon$  inserted in between the charges. Given that the distance between the charges and the slab are  $d_1$  and  $d_2$ , and consider the simple case where the line connecting the charges is perpendicular to the slab as shown in Fig. 1.

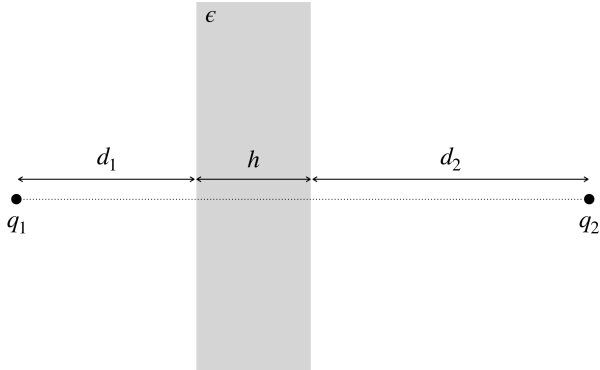


FIG. 1: An infinitely large dielectric slab is inserted in between two point charges.

In many undergraduate introductory and advance high school physics courses, the students are taught that the electrostatic force  $f$  between charges inside a medium of relative dielectric constant  $\epsilon$  is given by the Coulomb's equation:

$$f = \frac{1}{4\pi\epsilon_0\epsilon} \frac{q_1q_2}{d^2}, \quad (1)$$

where  $\epsilon_0$  is the dielectric constant of vacuum,  $q_1$  and  $q_2$  are two point charges of interests and  $d$  is the distance between them. These electrostatic forces acting on the two charges are opposite in direction but equal in magnitude, and this value is the same as if the charges are distance

$\sqrt{\epsilon}d$  apart in vacuum. Due to that, when dealing with the setting in Fig. 1, many students in correctly assume that the present of the dielectric slab is no different than having the region of vacuum space it is filling expands by the factor  $\sqrt{\epsilon}$ , thus arrive at:

$$f = \frac{1}{4\pi\epsilon_0} \frac{q_1q_2}{(d_1 + \sqrt{\epsilon}h + d_2)^2}. \quad (2)$$

In this notes, we will show that not only this value is wrong, but also these forces are non-reciprocal: the magnitudes of the forces acting on charge  $q_1$  and  $q_2$  are in general not the same,  $|f_1| \neq |f_2|$ . The image charges configuration and the calculation is quite non-trivial, and to the best of our knowledge it has not been carried out and analyzed in much details.

## II. SOLUTION

The key insight dealing with this problem is to realize that the dielectric slab doesn't effectively expand vacuum space as viewed by electrostatic interaction, but the freely-moving charges on the slab redistributed to screen out electrical field so that the boundary conditions for the displacement field are satisfied.

The standard dielectric image method is for the setting where the space is filled half-by-half with mediums of different relative dielectric constant  $\epsilon_1$  and  $\epsilon_2$ , separated by an infinite-planar interface (see Fig. 2a). Place a point charge  $q$  inside region  $\epsilon_1$ , the final distribution of free-moving charges in space will give electric field in region  $\epsilon_1$  equivalent to that of two charge: the original charge  $q$  and an image charge  $q'$  which  $q'/q = (\epsilon_1 - \epsilon_2)/(\epsilon_1 + \epsilon_2)$  at the mirror-reflected position of charge  $q$  through the interface (see Fig. 2b), while in in region  $\epsilon_2$  it is equivalent to that of another image charge  $q''$  which  $q''/q = 2\epsilon_1/(\epsilon_1 + \epsilon_2)$  at the same position with  $q$  (see Fig. 2c).<sup>1,2</sup>

We consider the electrical field created by a system placed in vacuum consists of a point charge  $q_1$  at distance  $d_1$  from an infinitely large dielectric slab of thickness  $h$

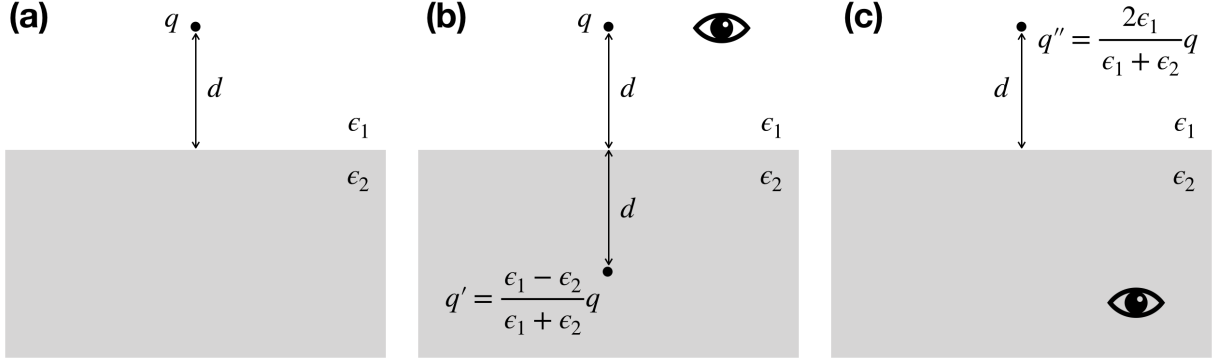


FIG. 2: (a) The space is divided into two regions having different dielectric constants by an infinite-planar interface. A point charge  $q$  is introduced inside one of these regions. (b) The electrical field seen inside the same region as the charge  $q$  is equivalent to the electrical field produced by two point charges:  $q$  and image charge  $q'$ . (c) The electrical field seen inside the different region as the charge is equivalent to the electrical field produced by one point charge: image charge  $q''$

and relative dielectric constant  $\epsilon$ . The slab divides space into three regions: region 1 where the charge  $q_1$  is in, region 2 where the slab is filling and region 3 has the rest of the space. Using the method of images to deal consecutively with the two infinite-planar interfaces, we obtain an infinite series of image charges for any region. The electrical field seen inside the region 1 is equivalent to the electrical field produced by an infinite series of point charges:  $q_1$ , an image charge  $q'_1$  placed outside region 1 at distance  $2d_1$  and image charges  $q_1^{(1,k)}$  where  $k = 0, 1, 2, \dots$  placed outside region 1 at distance  $2(d_1 + h) + 2kh$  (see Fig. 3b):

$$q'_1 = -\frac{\epsilon - 1}{\epsilon + 1}q_1, \quad q_1^{(1,k)} = \epsilon \left( \frac{2}{\epsilon + 1} \right)^2 \left( \frac{\epsilon - 1}{\epsilon + 1} \right)^{2k+1} q_1. \quad (3)$$

The electrical field seen inside the region 0 is equivalent to the electrical field produced by an infinite series of point charges: image charges  $q_1^{(0,k)}$  where  $k = 0, 2, 4, \dots$  placed inside region 1 at distance  $kh$  and image charges  $q_1^{(0,k)}$  where  $k = 1, 3, 5, \dots$  placed outside region 1 at distance  $2(d_1 + h) + (k - 1)h$  (see Fig. 3c):

$$q_1^{(0,k)} = \left( \frac{2}{\epsilon + 1} \right) \left( \frac{\epsilon - 1}{\epsilon + 1} \right)^k q_1. \quad (4)$$

The electrical field seen inside the region 2 is equivalent to the electrical field produced by an infinite series of point charges: image charges  $q_1^{(0,k)}$  where  $k = 0, 1, 2, \dots$  placed inside region 1 at distance  $2kh$  (see Fig. 3d):

$$q_1^{(2,k)} = \epsilon \left( \frac{2}{\epsilon + 1} \right)^2 \left( \frac{\epsilon - 1}{\epsilon + 1} \right)^{2k} q_1. \quad (5)$$

### A. The general case

Now we have enough ingredient to solve the original problem by considering the superposition of all the charges and image charges as we introduced charge  $q_2$  at region 2 distance  $d_2$  away from the dielectric slab (see Fig. 4a). For example, the electrical as seen in region 1 is equivalent to the electrical field produced by not only charge  $q_1$  and image charges  $q'_1, q_1^{(1,k)}$  where  $k = 0, 1, 2, \dots$  but also  $q_2^{(1,k)}$  placed inside region 2 at distance  $(d_1 + h + d_2) + 2kh$  away from charge  $q_1$  (see Fig. 4b):

$$q_2^{(1,k)} = \epsilon \left( \frac{2}{\epsilon + 1} \right)^2 \left( \frac{\epsilon - 1}{\epsilon + 1} \right)^{2k} q_2. \quad (6)$$

Thus the electrostatic force  $f_1$  acting on charge  $q_1$  can be calculated as an infinite summation series:

$$f_1 = \frac{q_1}{4\pi\epsilon_0} \left( \frac{q'_1}{(2d_1)^2} + \sum_{k=0}^{\infty} \frac{q_1^{(1,k)}}{(2(d_1 + h) + 2kh)^2} + \sum_{k=0}^{\infty} \frac{q_2^{(1,k)}}{((d_1 + h + d_2) + 2kh)^2} \right). \quad (7)$$

Define the ratios  $\alpha_1 = d_1/h$ ,  $\alpha_2 = d_2/h$  and define the summation  $S_a(z)$ :

$$S_a(z) = \sum_{k=0}^{\infty} \frac{z^{2k}}{(a + 2k)^2}, \quad (8)$$

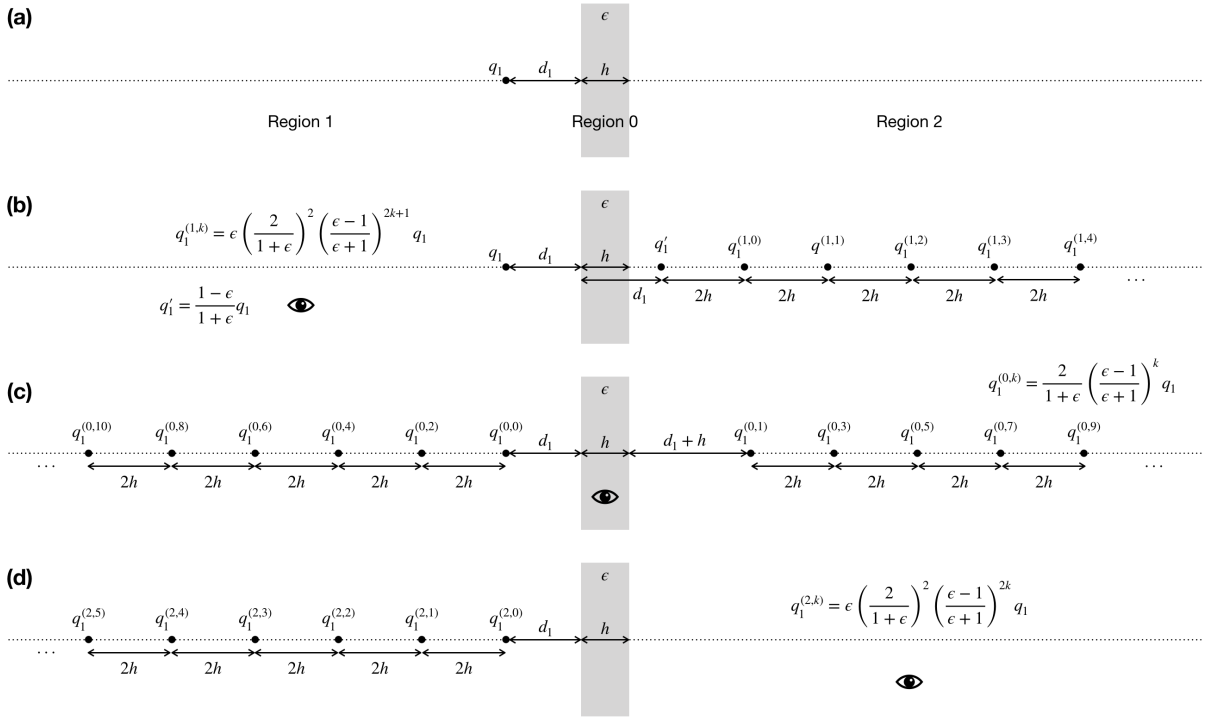


FIG. 3: (a) The space is divided into three regions by the infinitely large dielectric slab. A point charge  $q_1$  is introduced outside of the slab. (b) The electrical field seen inside the same region as the charge  $q$  is equivalent to the electrical field produced by an infinite series of point charges:  $q_1$  and image charges  $q_1'$ ,  $q_1^{(1,0)}$ ,  $q_1^{(1,1)}$ ,  $q_1^{(1,2)}$ , ... (c) The electrical field seen inside the slab is equivalent to the electrical field produced by an infinite series of point charges: image charges  $q_1^{(0,0)}$ ,  $q_1^{(0,1)}$ ,  $q_1^{(0,2)}$ , ... (d) The electrical field seen inside the vacuum region without charge  $q_1$  is equivalent to the electrical field produced by an infinite series of point charges: image charges  $q_1^{(2,0)}$ ,  $q_1^{(2,1)}$ ,  $q_1^{(2,2)}$ , ...

we can rewrite the force equation as:

$$\begin{aligned}
f_1 = & \frac{q_1}{4\pi\epsilon_0 h^2} \left( -q_1 \left( \frac{\epsilon-1}{\epsilon+1} \right) \frac{1}{(2\alpha_1)^2} \right. \\
& + q_1 \epsilon \left( \frac{2}{\epsilon+1} \right)^2 \left( \frac{\epsilon-1}{\epsilon+1} \right) S_{2(\alpha_1+1)} \left( \frac{\epsilon-1}{\epsilon+1} \right) \\
& \left. + q_2 \epsilon \left( \frac{2}{\epsilon+1} \right)^2 S_{\alpha_1+1+\alpha_2} \left( \frac{\epsilon-1}{\epsilon+1} \right) \right). \quad (9)
\end{aligned}$$

Similarly, we get  $f_2$  acting on charge  $q_2$ , which magnitude can be shown to be different from that of  $f_1$  in general. This means the interaction between these two charges mediated by the dielectric slab is non-reciprocal.

The result here can also be found by solving the Poisson equation. For the sake of demonstration, we will sketch a derivation in the Appendix A for the simple case where the setting is symmetric.

## B. Some special cases

There are special cases where Eq. (9) can be represented by special functions and even have a nice short algebraic form.

The dilogarithm function<sup>3</sup>  $\text{Li}_2(z) = \sum_{k=1}^{\infty} z^k/k^2$  can be used to rewrite the infinite sum in Eq. (8) with finite terms. For examples, when  $a \in 2\mathbb{Z}^+$ :

$$S_a(z) = \frac{\text{Li}_2(z^2) - \sum_{k=1}^{(a-2)/2} \frac{z^{2k}}{k^2}}{4z^a}, \quad (10)$$

and when  $a \in 2\mathbb{Z}^+ + 1$ :

$$S_a(z) = \frac{\text{Li}_2(z) - \text{Li}_2(z^2)/4 - \sum_{k=0}^{(a-3)/2} \frac{z^{2k+1}}{(2k+1)^2}}{z^a}. \quad (11)$$

When  $d_1 = h = d_2$ , we get the ratios  $\alpha_1 = \alpha_2 = 1$  and the electrostatic force in Eq. (9) becomes:

$$\begin{aligned}
f_1 = & \frac{q_1^2}{4\pi\epsilon_0 h^2} \left( -\frac{\zeta}{4} + \frac{(1-\zeta^2)(\text{Li}_2(\zeta^2) - \zeta^2)}{4\zeta^3} \right) \\
& + \frac{q_1 q_2}{4\pi\epsilon_0 h^2} \left( \frac{(1-\zeta^2)(4\text{Li}_2(\zeta) - \text{Li}_2(\zeta^2) - 4\zeta)}{4\zeta^3} \right), \quad (12)
\end{aligned}$$

where  $\zeta = (\epsilon-1)/(\epsilon+1)$ . Consider further simplification with  $q_1 = q_2 = q$ , the interaction is now reciprocal  $f_1 = f_2 = f$  and we also arrive at:

$$f = \frac{q^2}{4\pi\epsilon_0 h^2} \left( 1 - \frac{1}{4\zeta} - \frac{1}{\zeta^2} - \frac{\text{Li}_2(\zeta)}{\zeta} + \frac{\text{Li}_2(\zeta)}{\zeta^3} \right). \quad (13)$$

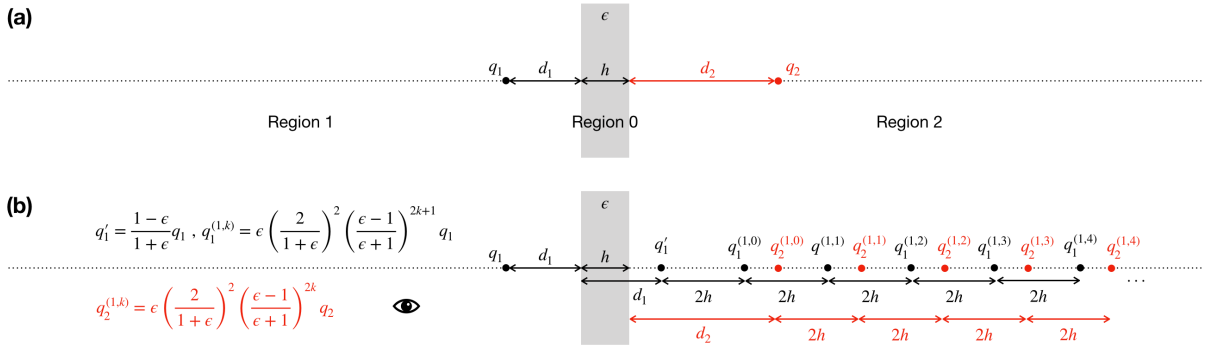


FIG. 4: (a) Introduce charge  $q_2$  on the opposite side of charge  $q_1$  with respect to the slab. (b) Superposing the image charges from charge  $q_1$  and  $q_2$ , as seen from region 1.

For the relative dielectric constant  $\epsilon = 3$ , we get  $\zeta = 1/2$ . Since  $\text{Li}_2(1/2) = \pi^2/12 - \ln^2 2/2$ ,<sup>4</sup> we can arrive at the following algebraic form:

$$f = \frac{q^2}{4\pi\epsilon_0 h^2} \left( \frac{\pi^2 - 7}{2} - 3 \ln^2 2 \right) \quad (14)$$

$$\approx \frac{q^2}{4\pi\epsilon_0 h^2} \times (-6.6 \times 10^{-3}) .$$

The “-” sign indicates that the electrostatic forces are pulling the charges toward the dielectric slab. Compare with Eq. (2) which comes from the naive assumption of expanding space:

$$f = \frac{q^2}{4\pi\epsilon_0 (2 + \sqrt{3})^2 h^2} \quad (15)$$

$$\approx \frac{q^2}{4\pi\epsilon_0 h^2} \times (+7.2 \times 10^{-2}) ,$$

this wrong answer has incorrect sign and the interaction strength is off by an order of magnitude.

There are other interesting limits that can be read-off easily from Eq. (13). For the relative dielectric constant satisfies  $|\epsilon - 1| \ll 1$ , we have  $\zeta \approx (\epsilon - 1)/2$ ,  $\text{Li}_2(\zeta) \approx (\epsilon - 1)/2$  and get the approximation:

$$f \approx \frac{q^2}{4\pi\epsilon_0 h^2} \left( \frac{1}{9} - \frac{3(\epsilon - 1)}{32} \right) > 0 , \quad (16)$$

which is consistent with the slab vanishing as  $\epsilon \rightarrow 1$ . For the relative dielectric constant satisfies  $\epsilon \gg 1$ , we have  $\zeta \approx 1$ ,  $\text{Li}_2(\zeta) \approx \pi^2/6$  and get the approximation:

$$f \approx \frac{q^2}{4\pi\epsilon_0 h^2} \left( -\frac{1}{4} \right) = -\frac{q^2}{4\pi\epsilon_0 (2d_1)^2} < 0 , \quad (17)$$

which is consistent with the slab being a conductor (the interaction is mostly between  $q_1$  and its image charges  $q_1' \approx -q_1$  while the electrical field from  $q_2$  is perfectly shielded out).

The result Eq. (13) can be summarized by Fig. 5.

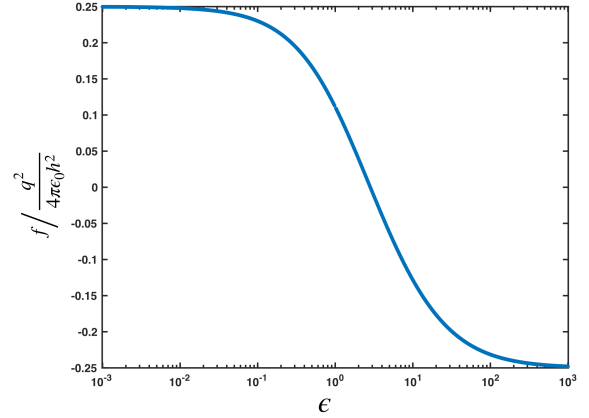


FIG. 5: The electrostatic force  $f$  as a function of dielectric constant  $\epsilon$ , using Eq. (13).

### III. ACKNOWLEDGEMENT

We thank Tung X. Tran, Duy V. Nguyen, Nam H. Nguyen and the xPhO journal club for their support to share this finding to a wider audience.

#### Appendix A: Solving the Poisson Equations

Consider the simple case where the setting is symmetric,  $q_1 = q_2 = q$  and  $d_1 = d_2 = d$ . Choose a Cartesian Oxyz coordinate system, in which the origin is inside the dielectric slab at the middle of two charges, the  $xy$ -plane is parallel to the slab thus the  $z$ -axis passes through both charges. Decompose the potential into Fourier-modes in the  $xy$ -plane:

$$V(x, y, z) = \int \frac{dk_x dk_y}{(2\pi)^2} e^{ik_x x + ik_y y} \tilde{V}_k(z) , \quad (A1)$$

where  $k = \sqrt{k_x^2 + k_y^2}$  is a sufficient index due to rotational symmetry in the  $xy$ -plane. Excluding the two interfaces and the positions of two charges we get the Laplace’s

equation  $\nabla^2 V = 0$ , hence the solution will be of the form (due to the setting is symmetric and far-away potential should go to 0):

$$\begin{aligned} z > d + \frac{h}{2} : \tilde{V}_k(z) &= Ae^{-kz}, \\ d + \frac{h}{2} > z > \frac{h}{2} : \tilde{V}_k(z) &= Be^{-kz} + Ce^{+kz}, \\ \frac{h}{2} > |z| : \tilde{V}_k(z) &= D(e^{-kz} + e^{+kz}), \quad (\text{A2}) \\ d + \frac{h}{2} > -z > \frac{h}{2} : \tilde{V}_k(z) &= Ce^{-kz} + Be^{+kz}, \\ -z > d + \frac{h}{2} : \tilde{V}_k(z) &= Ae^{+kz} + De^{+kz}. \end{aligned}$$

The continuity conditions of  $\tilde{V}_k(z)$  at the charges' positions and the interfaces give:

$$\begin{aligned} Ae^{-k(d+h/2)} &= Be^{-k(d+h/2)} + Ce^{-k(d+h)/2}, \\ Be^{-kh/2} + Ce^{+kh/2} &= D(e^{+kh/2} + e^{+kh/2}). \quad (\text{A3}) \end{aligned}$$

The jumping conditions of  $\partial_z \tilde{V}_k(z)$  at the charges' positions give:

$$\begin{aligned} -\frac{q}{\epsilon_0} &= \left( -Ake^{-k(d+h/2)} \right) \\ &- \left( -Bke^{-k(d+h/2)} + Cke^{+k(d+h/2)} \right). \quad (\text{A4}) \end{aligned}$$

The continuity conditions of  $\partial_z \tilde{V}_k(z)$  at the interfaces give:

$$\begin{aligned} 0 &= \left( -Bke^{-kh/2} + Cke^{+kh/2} \right) \\ &- \epsilon D \left( -ke^{-kh/2} + ke^{+kh/2} \right). \quad (\text{A5}) \end{aligned}$$

Four unknowns  $A, B, C, D$  can be solved with four equations (A3), (A4), (A5):

$$\begin{aligned} A &= \frac{2qe^{kh} \left( \cosh(kd) \cosh\left(\frac{kh}{2}\right) + \epsilon \sinh(kd) \sinh\left(\frac{kh}{2}\right) \right)}{\epsilon_0 k \left( (1 - \epsilon) + (1 + \epsilon)e^{kh} \right)}, \\ B &= \frac{qe^{-k(d-h/2)} \left( (1 + \epsilon) + (1 - \epsilon)e^{kh} \right)}{2\epsilon_0 k \left( (1 - \epsilon) + (1 + \epsilon)e^{kh} \right)}, \\ C &= \frac{qe^{-k(d+h/2)}}{2\epsilon_0 k}, \\ D &= \frac{qe^{-k(d-h/2)}}{\epsilon_0 k \left( (1 - \epsilon) + (1 + \epsilon)e^{kh} \right)}. \quad (\text{A6}) \end{aligned}$$

\* kdo@princeton.edu

† trung.phan@yale.edu

<sup>1</sup> P. Hammond, Proceedings of the IEE-Part C: Monographs **107**, 306 (1960).

<sup>2</sup> J. D. Jackson, Classical electrodynamics (1999).

Now let's look at the charge's position  $z = d + h/2$  and the self-contribution:

$$\begin{aligned} z > d + \frac{h}{2} : \tilde{V}_k^{(s)}(z) &= A_+^{(s)} e^{-kz}, \\ d + \frac{h}{2} > z : \tilde{V}_k^{(s)}(z) &= A_-^{(s)} e^{+kz}. \quad (\text{A7}) \end{aligned}$$

The continuity condition of  $\tilde{V}_k^{(s)}(z)$ :

$$A_+^{(s)} e^{-k(d+h/2)} = A_-^{(s)} e^{+k(d+h/2)}. \quad (\text{A8})$$

The jumping conditions of  $\tilde{V}_k^{(s)}(z)$ :

$$-\frac{q}{\epsilon_0} = \left( -A_+^{(s)} k e^{-k(d+h/2)} \right) - \left( A_-^{(s)} k e^{+k(d+h/2)} \right). \quad (\text{A9})$$

From (A8) and (A9), we get:

$$A_{\pm}^{(s)} = \frac{qe^{\pm k(d+h/2)}}{2\epsilon_0 k} \quad (\text{A10})$$

The regularized  $\tilde{V}_k^{(r)}(z) = \tilde{V}_k(z) - \tilde{V}_k^{(s)}(z)$  is continuous and smooth at that charge's position, and can be used to determine the gradient right there:

$$\begin{aligned} \partial_z \tilde{V}_k^{(r)}(z) \Big|_{z=d+\frac{h}{2}} &= \left( A - A_+^{(s)} \right) \partial_z e^{-kz} \Big|_{z=d+\frac{h}{2}} \\ &= -\frac{qe^{-2kd}}{2\epsilon_0} \frac{1 - \epsilon \tanh\left(\frac{kh}{2}\right)}{1 + \epsilon \tanh\left(\frac{kh}{2}\right)}. \quad (\text{A11}) \end{aligned}$$

Thus the force acting on the charge can be calculated with:

$$\begin{aligned} f &= -q \partial_z V^{(r)}(0, 0, z) \Big|_{z=d+\frac{h}{2}} \\ &= -q \int_0^\infty \frac{2\pi k dk}{(2\pi)^2} \partial_z \tilde{V}_k^{(r)}(z) \Big|_{z=d+\frac{h}{2}} \\ &= \frac{q^2}{4\pi\epsilon_0} \int_0^\infty dk k e^{-2kd} \frac{1 - \epsilon \tanh\left(\frac{kh}{2}\right)}{1 + \epsilon \tanh\left(\frac{kh}{2}\right)}. \quad (\text{A12}) \end{aligned}$$

Define  $\chi = kh/2$  then:

$$f = \frac{q^2}{4\pi\epsilon_0 h^2} \times 4 \int_0^\infty d\chi \chi e^{-4\chi d/h} \frac{1 - \epsilon \tanh \chi}{1 + \epsilon \tanh \chi}. \quad (\text{A13})$$

When  $d = h$ , we get back the result Eq. (13).

<sup>3</sup> P. E. Cartier, B. Julia, P. Moussa, and P. Vanhove, *Frontiers in number theory, physics, and geometry II: on conformal field theories, discrete groups and renormalization*, Vol. 2 (Springer Science & Business Media, 2007).

<sup>4</sup> J. Loxton, *Acta Arithmetica* **43**, 155 (1984).