

arXiv:2105.04240v5 [cs.LG] 4 Feb 2024

# A Rigorous Introduction to Linear Models

BY  
Jun Lu

# A Rigorous Introduction to Linear Models

**Jun Lu**

JUN.LU.LOCKY@GMAIL.COM



---

## PREFACE

This book is meant to provide an introduction to linear models and their underlying theories. Our goal is to give a rigorous introduction to the readers with prior exposure to ordinary least squares. In machine learning, where outputs often involve nonlinear functions, and deep learning seeks intricate nonlinear dependencies through extensive computational layers, the foundation remains rooted in simple linear models. Our exploration includes various aspects of linear models, emphasizing the least squares approximation as the primary tool for regression problems, minimizing the sum of squared errors to find the regression function with the least expected squared error.

This book is primarily a summary of purpose, emphasizing significance of important theories behind linear models, including distribution theory, minimum variance estimator, and analysis of variance. Starting with ordinary least squares, we present three different perspectives, introducing disturbances with random and Gaussian noise. The Gaussian noise disturbance leads to likelihood, allowing the introduction of a maximum likelihood estimator and the development of distribution theories. The distribution theory of least squares will help us answer various questions of interest and introduce related applications. We then prove the least squares estimator is the best unbiased linear model in the sense of mean squared error, and most importantly, it actually approaches the theoretical limit. We end up with linear models with the Bayesian approach and beyond. The mathematical prerequisites are first courses in linear algebra and statistics. Other than this modest background, the development is self-contained, with rigorous proofs provided throughout the book.

Linear models have become foundational in machine learning, especially with the concatenation of simple linear models into complex, nonlinear structures like neural networks. The sole aim of this book is to give a self-contained introduction to concepts and mathematical tools in theory behind linear models and rigorous analysis in order to seamlessly introduce linear model methods and their applications in subsequent sections. However, we clearly realize our inability to cover all the useful and interesting results concerning linear models and given the paucity of scope to present this discussion, e.g., the separated analysis of the LASSO, the ridge regression, and the convex description of least squares. We refer

the reader to literature in the field of linear models for a more detailed introduction to the related fields.

---

## KEYWORDS

Fundamental theory of linear algebra, Orthogonal projection matrix, Out-of-sample error, Gauss-Markov, Cochran's theorem, Cramér-Rao lower bound (CRLB), Minimum variance unbiased estimator, Distribution theory of linear models, Asymptotic theory, Connection between Bayesian approach and Gaussian process, Variable selection.





---

# CONTENTS

<b>1</b>	<b>Introduction</b>	<b>2</b>
1.1	Introduction and Background . . . . .	3
	Chapter 1 Problems . . . . .	22
<b>2</b>	<b>Least Squares Approximations</b>	<b>24</b>
2.1	Least Squares Approximations . . . . .	25
2.2	By Calculus . . . . .	25
2.3	By Algebra: Least Squares in Fundamental Theorem of Linear Algebra . . .	28
2.3.1	Fundamental Theorem of Linear Algebra . . . . .	28
2.3.2	By Algebra: Least Squares in Fundamental Theorem of Linear Algebra	30
2.4	Least Squares via QR Decomposition for Full Column Rank Matrix . . . . .	31
2.5	Least Squares via UTV Decomposition for Rank-Deficient Matrix . . . . .	35
2.6	Least Squares via SVD for Rank-Deficient Matrix . . . . .	40
2.7	By Geometry and Orthogonal Projection . . . . .	45
2.7.1	Properties of Symmetric and Idempotent Matrices . . . . .	46
2.7.2	By Geometry and Orthogonal Projection . . . . .	48
2.7.3	Properties of Orthogonal Projection Matrices . . . . .	52
2.8	By Geometry with Noise Disturbance . . . . .	54
2.9	Alternating Least Squares* . . . . .	56
	Chapter 2 Problems . . . . .	63
<b>3</b>	<b>Linear Model under Gaussian Disturbance</b>	<b>66</b>
3.1	From Random Noise to Gaussian Noise . . . . .	67
3.2	Maximum Likelihood Estimator . . . . .	67
3.3	Laplace Noise . . . . .	70
	Chapter 3 Problems . . . . .	71
<b>4</b>	<b>Distribution Theory of Least Squares</b>	<b>74</b>
4.1	Distribution Theory of Least Squares . . . . .	75

4.2	Unbiasedness under Moment Assumption . . . . .	75
4.3	Sampling Distribution of Least Squares under Gaussian Disturbance . . . . .	76
4.4	Sampling Distribution of Sum of Squares due to Error under Gaussian Disturbance . . . . .	78
4.4.1	$\chi^2$ -Distribution, $t$ -distribution, and $F$ -distribution . . . . .	78
4.4.2	Sampling Distribution . . . . .	81
4.5	Learning Curve of Least Squares under Gaussian Disturbance . . . . .	84
	Chapter 4 Problems . . . . .	87
<b>5</b>	<b>Model Selection and Analysis of Variance</b>	<b>88</b>
5.1	Model Selection and Analysis of Variance (ANOVA) . . . . .	89
5.2	$R^2$ test and ANOVA Decomposition . . . . .	89
5.2.1	Degree of Freedom . . . . .	90
5.2.2	$R^2$ Estimator and Adjusted $R^2$ Estimator . . . . .	91
5.2.3	ANOVA Decomposition . . . . .	92
5.2.4	Cochran's Theorem: An Alternative Proof for Lemma 5.4 . . . . .	94
5.3	Variable Selection . . . . .	95
5.3.1	$F$ -test . . . . .	98
5.3.2	Variable Selection Procedure . . . . .	98
	Chapter 5 Problems . . . . .	99
<b>6</b>	<b>Best Linear Unbiased Estimator and Minimum Variance Unbiased Estimator</b>	<b>100</b>
6.1	Best Linear Unbiased Estimator (BLUE) . . . . .	101
6.2	Minimum Variance Unbiased (MVU) Estimator . . . . .	103
	Chapter 6 Problems . . . . .	105
<b>7</b>	<b>Generalized Linear Model (GLM)</b>	<b>106</b>
7.1	Generalized Linear Model (GLM) . . . . .	107
7.2	Orthogonal Projection in Generalized Linear Model . . . . .	107
7.3	Equivalence between OLS and GLS . . . . .	110
	Chapter 7 Problems . . . . .	111
<b>8</b>	<b>Large-Sample Properties in OLS Estimator*</b>	<b>112</b>
8.1	Convergence Results* . . . . .	113
8.1.1	Convergence* . . . . .	113
8.1.2	Asymptotic Theory* . . . . .	115
8.2	Assumptions Restated* . . . . .	119
8.3	Asymptotics for the OLS Estimator* . . . . .	120
8.3.1	Consistency* . . . . .	120
8.3.2	Asymptotic Normality under Noise Moment Assumption* . . . . .	122
8.3.3	Asymptotic Normality under Higher Moment Assumption* . . . . .	123
	Chapter 8 Problems . . . . .	124

<b>9</b>	<b>The Bayesian Approach</b>	<b>126</b>
9.1	The Bayesian Approach . . . . .	127
9.2	An Appetizer: Beta-Bernoulli Model . . . . .	128
9.3	Bayesian Linear Model: Zero-Mean Prior . . . . .	130
9.3.1	Zeller's $g$ -Prior and Variable Transformation . . . . .	132
9.4	Bayesian Linear Model: Semi-Conjugate Prior Distribution . . . . .	133
9.4.1	Gibbs Sampling with Two Variables . . . . .	135
9.4.2	Zeller's $g$ -Prior . . . . .	136
9.4.3	Bayesian Variable Selection . . . . .	137
9.5	Bayesian Linear Model: Full Conjugate Prior . . . . .	140
	Chapter 9 Problems . . . . .	142
<b>10</b>	<b>Beyond Bayesian Approach: Gaussian Process Regression</b>	<b>144</b>
10.1	Beyond Bayesian Approach: Gaussian Process Regression . . . . .	145
10.2	Predictive Distribution of Bayesian Linear Model with Zero-Mean Prior . . . . .	145
10.3	Kernels In A Nutshell . . . . .	147
10.4	Gaussian Process from Zero-Mean Prior . . . . .	148
10.4.1	Noise-Free Observations . . . . .	148
10.4.2	Noisy Observations . . . . .	150
10.4.3	Further Extension, Generalized Gaussian Process . . . . .	150
10.5	Limitations of Gaussian Process from Non-Zero-Mean Prior* . . . . .	153
	Chapter 10 Problems . . . . .	154
<b>A</b>	<b>Proofs</b>	<b>156</b>
A.1	Dimension of Column Space and Row Space . . . . .	157
A.2	Cochran's Theorem . . . . .	158
A.3	Trace Trick for Quadratic Expectation of Random Variables . . . . .	161
A.4	Famous Inequalities . . . . .	162
A.5	Taylor's Expansion . . . . .	164
<b>B</b>	<b>Matrix Decomposition</b>	<b>166</b>
B.1	CR Decomposition . . . . .	167
B.1.1	Existence of the CR Decomposition . . . . .	167
B.1.2	Reduced Row Echelon Form (RREF) . . . . .	168
B.1.3	Rank Decomposition . . . . .	170
B.2	QR Decomposition . . . . .	172
B.2.1	Project a Vector Onto Another Vector . . . . .	172
B.2.2	Project a Vector Onto a Plane . . . . .	172
B.2.3	Existence of the QR Decomposition via the Gram-Schmidt Process . . . . .	173
B.2.4	Orthogonal vs Orthonormal . . . . .	174
B.2.5	Property of the QR Decomposition . . . . .	175
B.2.6	Uniqueness of the QR Decomposition . . . . .	175
B.3	Schur Decomposition . . . . .	177
B.3.1	Existence of the Schur Decomposition . . . . .	178
B.3.2	Other Forms of the Schur Decomposition . . . . .	180

---

B.4	Spectral Decomposition (Theorem) . . . . .	182
B.5	Singular Value Decomposition (SVD) . . . . .	186
B.5.1	Existence of the SVD . . . . .	186
B.5.2	Property of the SVD . . . . .	188
<b>C</b>	<b>Pseudo-Inverse</b> . . . . .	<b>190</b>
C.1	One-Sided Inverse . . . . .	191
C.2	Generalized Inverse (g-inverse) . . . . .	194
C.3	Reflexive Generalized Inverse (rg-inverse) . . . . .	197
C.4	Pseudo-Inverse . . . . .	200
C.5	Pseudo-Inverse in SVD . . . . .	204

---

# LIST OF FIGURES

1.1	Gaussian probability density functions for different values of the mean and variance parameters $\mu$ and $\sigma^2$ . . . . .	14
1.2	Laplace probability density functions for different values of the parameters. . . . .	15
1.3	Density and contour plots (blue=low, yellow=high) for the multivariate Gaussian distribution over the $\mathbb{R}^2$ space for various values of the covariance/scale matrix with zero-mean vector. Fig 1.3(a) and 1.3(d): A spherical covariance matrix has a circular shape; Fig 1.3(b) and 1.3(e): A diagonal covariance matrix is an <b>axis aligned</b> ellipse; Fig 1.3(c) and 1.3(f): A full covariance matrix has an elliptical shape. . . . .	17
1.4	Binomial distribution probability mass functions for different values of the parameters $p$ with $n = 10$ . . . . .	18
1.5	Exponential probability density functions for different values of the rate parameter $\lambda$ . . . . .	19
1.6	Comparison between the Gamma distribution and Chi-square distribution (Definition 4.1, p. 78). . . . .	20
1.7	Comparison between the inverse-Gamma distribution and inverse-Chi-squared distribution for different values of the parameters. . . . .	21
1.8	Beta distribution probability density functions for different values of the parameters $a$ and $b$ . When $a = b = 1$ , the Beta distribution is the uniform distribution in the range of 0 and 1. . . . .	22
2.1	Three functions. . . . .	27
2.2	Two pairs of orthogonal subspaces in $\mathbb{R}^p$ and $\mathbb{R}^n$ . $\dim(\mathcal{C}(\mathbf{X}^\top)) + \dim(\mathcal{N}(\mathbf{X})) = p$ and $\dim(\mathcal{N}(\mathbf{X}^\top)) + \dim(\mathcal{C}(\mathbf{X})) = n$ . The null space component goes to zero as $\mathbf{X}\beta_n = \mathbf{0} \in \mathbb{R}^n$ . Simultaneously, the row space component transforms into the column space by $\mathbf{X}\beta_r = \mathbf{X}(\beta_r + \beta_n) = \mathbf{y} \in \mathcal{C}(\mathbf{X})$ . . . . .	29
2.3	Least squares: $\hat{\beta}$ minimizes $\ \mathbf{y} - \mathbf{X}\beta\ ^2$ . $\hat{\beta}$ is in the row space of $\mathbf{X}$ . $\mathbf{e} = \mathbf{y} - \mathbf{X}\hat{\beta}$ is in the null space of $\mathbf{X}^\top$ . . . . .	30

2.4 Comparison of reduced and full QR decomposition for matrix  $\mathbf{X} \in \mathbb{R}^{n \times p}$ . White entries are zero, and red entries are not necessarily zero. Gray columns denote silent columns. . . . . 32

2.5 Comparison between the reduced and full LQ decomposition. White entries are zero, and red entries are not necessarily zero. Gray columns denote silent rows. . . . . 35

2.6 Comparison between the reduced and full ULV, and between the reduced and full URV. . . . . 37

2.7 Derive the ULV/URV by the QR and LR. . . . . 38

2.8 Comparison of reduced and full SVD. White entries are zero, and red entries are not necessarily zero . . . . . 41

2.9 Orthonormal bases that diagonalize  $\mathbf{X}$  from SVD.  $\{\mathbf{v}_1, \mathbf{v}_2, \dots, \mathbf{v}_r\}$  is an orthonormal basis of  $\mathcal{C}(\mathbf{X}^\top)$ , and  $\{\mathbf{u}_1, \mathbf{u}_2, \dots, \mathbf{u}_r\}$  is an orthonormal basis of  $\mathcal{C}(\mathbf{X})$ . Connection between the row space basis and column space basis:  $\mathbf{X}$  transfers the row basis  $\mathbf{v}_i$  into the column basis  $\mathbf{u}_i$  by  $\sigma_i \mathbf{u}_i = \mathbf{X} \mathbf{v}_i$  for all  $i \in \{1, 2, \dots, r\}$ . . . . . 41

2.10  $\mathbf{X}^+$ : Pseudo-inverse of  $\mathbf{X}$ . A more detailed discussion of the four subspaces in pseudo-inverse is discussed in Appendix C.4 (p. 200. See Figure C.2, p. 203). 44

2.11 Projection onto the hyperplane of  $\mathcal{C}(\mathbf{X})$ , i.e., the column space of  $\mathbf{X}$ . . . . . 49

2.12 Projection onto the hyperplane of  $\mathcal{C}(\mathbf{X})$  and disturbed by noise  $\boldsymbol{\epsilon}$ . . . . . 55

4.1 Chi-square probability density functions for different values of the parameter  $p$ . . . . . 79

4.2  $t$ -distribution probability density functions for different values of the parameter  $n$ . When increasing the degree of freedom  $n$ , the density gets closer to  $\mathcal{N}(0, 1)$ . . . . . 79

4.3  $F$ -distribution probability density functions for different values of the parameters  $n$  and  $d$ . . . . . 80

4.4 Learning curve of least squares under Gaussian noise disturbance. . . . . 87

5.1 Projection onto the hyperplane of  $\mathcal{C}(\mathbf{X})$  and  $\mathcal{C}(\mathbf{X}_1)$ . . . . . 95

5.2 An example of  $F$ -distribution. . . . . 98

6.1 Color  $n$  balls in a bottle and repeat the procedure  $N$  times. For each ball, we use different algorithms to decide the color of the ball, e.g., the weight of the ball. . . . . 104

9.1 Graphical representation of Bayesian linear model with zero-mean prior. Orange circles represent observed and latent variables, green circles denote prior variables, and plates represent repeated variables. In the graph,  $\boldsymbol{\beta} \sim \mathcal{N}(\mathbf{0}, \boldsymbol{\Sigma}_0)$ ,  $\boldsymbol{\epsilon} \sim \mathcal{N}(\mathbf{0}, \sigma^2 \mathbf{I})$ ,  $\tilde{y}_i = \mathbf{x}_i^\top \boldsymbol{\beta}$ , and  $y_i = \tilde{y}_i + \epsilon_i$ . . . . . 130

9.2 Graphical representation of Bayesian linear model with semi-conjugate prior. Orange circles represent observed and latent variables, green circles denote prior variables, and plates represent repeated variables. The comma “,” in the variable represents “and.” In the graph,  $\boldsymbol{\beta} \sim \mathcal{N}(\boldsymbol{\beta}_0, \boldsymbol{\Sigma}_0)$ ,  $\gamma = 1/\sigma^2 \sim \mathcal{G}(a_0, b_0)$ ,  $\boldsymbol{\epsilon} \sim \mathcal{N}(\mathbf{0}, \sigma^2 \mathbf{I})$ ,  $\tilde{y}_i = \mathbf{x}_i^\top \boldsymbol{\beta}$ , and  $y_i = \tilde{y}_i + \epsilon_i$ . . . . . 133

---

9.3	Graphical representation of Bayesian linear model with full conjugate prior. Orange circles represent observed and latent variables, green circles denote prior variables, and plates represent repeated variables. The comma “,” in the variable represents “and.” In the graph, $\boldsymbol{\beta} \sim \mathcal{N}(\boldsymbol{\beta}_0, \sigma^2 \boldsymbol{\Sigma}_0)$ , $\sigma^2 \sim \mathcal{G}^{-1}(a_0, b_0)$ , $\boldsymbol{\epsilon} \sim \mathcal{N}(\mathbf{0}, \sigma^2 \mathbf{I})$ , $\tilde{y}_i = \mathbf{x}_i^\top \boldsymbol{\beta}$ , and $y_i = \tilde{y}_i + \epsilon_i$ . . . . .	141
10.1	Comparison of using half of the data with the use of the entire data set. . .	151
10.2	Random realizations. . . . .	151
10.3	Repeat data set to have larger data set number. . . . .	152
B.1	Project a vector onto a line and onto a space. . . . .	172
B.2	Gram-Schmidt process. . . . .	174
C.1	Relationship of different inverses: inverse, one-sided inverse, reflexive generalized inverse, and generalized inverse. . . . .	197
C.2	Column space and row space of the pseudo-inverse $\mathbf{X}^+$ . $\mathbf{X}$ transfers from the row space to the column space. $\mathbf{X}^+$ transfers from the column space to the row space. The decomposition of $\mathbf{y}$ into $\hat{\mathbf{y}} + \mathbf{e}$ and the transformation to $\boldsymbol{\beta}^+$ are discussed in Section C.5. <b>This is a more detailed picture of the pseudo-inverse compared to Figure 2.10 (p. 44).</b> . . . . .	203





---

# LIST OF TABLES

4.1	Comparison of different estimators for $\beta$ and $\sigma^2$ . . . . .	84
5.1	Degrees of freedom in ANOVA. . . . .	90
C.1	Comparison of different inverses, presenting the subspaces and rank of different inverses. . . . .	203
C.2	Pseudo-inverse in SVD. . . . .	205



---

# NOTATION

This section provides a concise reference describing notation used throughout this book. If you are unfamiliar with any of the corresponding mathematical concepts, the book describes most of these ideas in Chapter 1 (p. 2).

## Numbers and Arrays

$a$	A scalar (integer or real)
$\mathbf{a}$	A vector
$\mathbf{A}$	A matrix
$\mathbf{I}_n$	Identity matrix with $n$ rows and $n$ columns
$\mathbf{I}$	Identity matrix with dimensionality implied by context
$\mathbf{e}_i$	Standard basis vector $[0, \dots, 0, 1, 0, \dots, 0]$ with a 1 at position $i$
$\text{diag}(\mathbf{a})$	A square, diagonal matrix with diagonal entries given by $\mathbf{a}$
$a$	A scalar random variable
$\mathbf{a}$	A vector-valued random variable
$\mathbf{A}$	A matrix-valued random variable

**Sets**

$\mathbb{A}$	A set
$\emptyset$	The null set
$\mathbb{R}$	The set of real numbers
$\mathbb{N}$	The set of natural numbers
$\mathbb{C}$	The set of complex numbers
$\{0, 1\}$	The set containing 0 and 1
$\{0, 1, \dots, n\}$	The set of all integers between 0 and $n$
$[a, b]$	The real interval including $a$ and $b$
$(a, b]$	The real interval excluding $a$ but including $b$
$\mathbb{A} \setminus \mathbb{B}$	Set subtraction, i.e., the set containing the elements of $\mathbb{A}$ that are not in $\mathbb{B}$

**Indexing**

$a_i$	Element $i$ of vector $\mathbf{a}$ , with indexing starting at 1
$\mathbf{a}_{-i}$	All elements of vector $\mathbf{a}$ except for element $i$
$a_{ij}$	Element $i, j$ of matrix $\mathbf{A}$
$\mathbf{A}_{i,:}$	Row $i$ of matrix $\mathbf{A}$
$\mathbf{A}_{:,i}, \mathbf{a}_i$	Column $i$ of matrix $\mathbf{A}$

**Linear Algebra Operations**

$\mathbf{A}^\top$	Transpose of matrix $\mathbf{A}$
$\mathbf{A}^+$	Moore-Penrose pseudoinverse of $\mathbf{A}$
$\mathbf{A} \otimes \mathbf{B}$	Element-wise (Hadamard) product of $\mathbf{A}$ and $\mathbf{B}$
$\det(\mathbf{A})$	Determinant of $\mathbf{A}$
$\text{rref}(\mathbf{A})$	Reduced row echelon form of $\mathbf{A}$
$\mathcal{C}(\mathbf{A})$	Column space of $\mathbf{A}$
$\mathcal{N}(\mathbf{A})$	Null space of $\mathbf{A}$
$\mathcal{V}$	A general subspace
$\text{rank}(\mathbf{A})$	Rank of $\mathbf{A}$
$\text{tr}(\mathbf{A})$	Trace of $\mathbf{A}$

**Calculus**

$\frac{dy}{dx}$	Derivative of $y$ with respect to $x$
$\frac{\partial y}{\partial x}$	Partial derivative of $y$ with respect to $x$
$\nabla_{\mathbf{x}}y$	Gradient of $y$ with respect to $\mathbf{x}$
$\nabla_{\mathbf{X}}y$	Matrix derivatives of $y$ with respect to $\mathbf{X}$
$\frac{\partial f}{\partial \mathbf{x}}$	Jacobian matrix $\mathbf{J} \in \mathbb{R}^{m \times n}$ of $f : \mathbb{R}^n \rightarrow \mathbb{R}^m$
$\nabla_{\mathbf{x}}^2 f(\mathbf{x})$ or $\mathbf{H}(f)(\mathbf{x})$	The Hessian matrix of $f$ at input point $\mathbf{x}$
$\int f(\mathbf{x})d\mathbf{x}$	Definite integral over the entire domain of $\mathbf{x}$
$\int_{\mathbb{S}} f(\mathbf{x})d\mathbf{x}$	Definite integral with respect to $\mathbf{x}$ over the set $\mathbb{S}$

**Probability and Information Theory**

$a \perp b$	The random variables $a$ and $b$ are independent
$a \perp b \mid c$	They are conditionally independent given $c$
$P(a)$	A probability distribution over a discrete variable
$p(a)$	A probability distribution over a continuous variable, or over a variable whose type has not been specified
$a \sim P$	Random variable $a$ has distribution $P$
$E_{\mathbf{x} \sim P}[f(\mathbf{x})]$ or $E[f(\mathbf{x})]$	Expectation of $f(\mathbf{x})$ with respect to $P(\mathbf{x})$
$\text{Var}[f(\mathbf{x})]$	Variance of $f(\mathbf{x})$ under $P(\mathbf{x})$
$\text{Cov}[f(\mathbf{x}), g(\mathbf{x})]$	Covariance of $f(\mathbf{x})$ and $g(\mathbf{x})$ under $P(\mathbf{x})$
$H(\mathbf{x})$	Shannon entropy of the random variable $\mathbf{x}$
$D_{\text{KL}}(P \parallel Q)$	Kullback-Leibler divergence of $P$ and $Q$
$\mathcal{N}(\mathbf{x} \mid \boldsymbol{\mu}, \boldsymbol{\Sigma})$	Gaussian distribution over $\mathbf{x}$ with mean $\boldsymbol{\mu}$ and covariance $\boldsymbol{\Sigma}$

### Functions

$f : \mathbb{A} \rightarrow \mathbb{B}$	The function $f$ with domain $\mathbb{A}$ and range $\mathbb{B}$
$f \circ g$	Composition of the functions $f$ and $g$
$f(\mathbf{x}; \boldsymbol{\theta})$	A function of $\mathbf{x}$ parametrized by $\boldsymbol{\theta}$ . (Sometimes we write $f(\mathbf{x})$ and omit the argument $\boldsymbol{\theta}$ to lighten notation)
$\log(x)$	Natural logarithm of $x$
$\sigma(x)$ , Sigmoid( $x$ )	Logistic sigmoid, i.e., $\frac{1}{1 + \exp\{-x\}}$
$\zeta(x)$	Softplus, $\log(1 + \exp\{x\})$
$\ \mathbf{x}\ _p$	$\ell_p$ norm of $\mathbf{x}$
$\ \mathbf{x}\  = \ \mathbf{x}\ _2$	$\ell_2$ norm of $\mathbf{x}$
$\ \mathbf{x}\  = \ \mathbf{x}\ _1$	$\ell_1$ norm of $\mathbf{x}$
$\ \mathbf{x}\  = \ \mathbf{x}\ _\infty$	$\ell_\infty$ norm of $\mathbf{x}$
$x^+$	Positive part of $x$ , i.e., $\max(0, x)$
$u(x)$	Step function with value 1 when $x \geq 0$ and value 0 otherwise
$\mathbb{1}\{\text{condition}\}$	is 1 if the condition is true, 0 otherwise

Sometimes we use a function  $f$  whose argument is a scalar but apply it to a vector, matrix:  $f(\mathbf{x})$ ,  $f(\mathbf{X})$ . This denotes the application of  $f$  to the array element-wise. For example, if  $\mathbf{C} = \sigma(\mathbf{X})$ , then  $c_{ij} = \sigma(x_{ij})$  for all valid values of  $i$  and  $j$ .

---

**Abbreviations**

PD	Positive definite
PSD	Positive semidefinite
MCMC	Markov chain Monte Carlo
i.i.d.	Independently and identically distributed
p.d.f., PDF	Probability density function
p.m.f., PMF	Probability mass function
OLS	Ordinary least squares
IW	Inverse-Wishart distribution
NIW	Normal-inverse-Wishart distribution
ALS	Alternating least squares
GD	Gradient descent
SGD	Stochastic gradient descent
MSE	Mean squared error
MLE	Maximum likelihood estimator
NMF	Nonnegative matrix factorization
CLT	Central limit theorem
CMT	Continuous mapping theorem
SVD	Singular value decomposition
ANOVA	Analysis of variance
GLM	Generalized linear model
GLS	Generalized least squares
REF	Row echelon form
RREF	Reduced row echelon form







---

---

# CHAPTER 1

---

## INTRODUCTION

---

### Contents

---

1.1 Introduction and Background . . . . .	<b>3</b>
Chapter 1 Problems . . . . .	<b>22</b>

---

## 1.1. Introduction and Background



This book is meant to provide an introduction to linear models and their underlying theories. Our goal is to give a rigorous introduction to the readers with prior exposure to ordinary least squares. While machine learning often deals with nonlinear relationships, including those explored in deep learning with intricate layers demanding substantial computation, many algorithms are rooted in simple linear models.

The exposition approaches linear models from various perspectives, elucidating their properties and associated theories. In regression problems, the primary tool is the least squares approximation, minimizing the sum of squared errors. This is a natural choice when we're interested in finding the regression function, which minimizes the corresponding expected squared error.

This book is primarily a summary of purpose, emphasizing the significance of important theories behind linear models, e.g., distribution theory, minimum variance estimator. We begin by presenting ordinary least squares from three distinct points of view, upon which we disturb the model with random noise and Gaussian noise. The introduction of Gaussian noise establishes a likelihood, leading to the derivation of a maximum likelihood estimator and the development of distribution theories related to this Gaussian disturbance, which will help us answer various questions and introduce related applications. The subsequent proof establishes that least squares is the best unbiased linear model in terms of mean squared error, and notably, it approaches the theoretical limit. The exploration extends to linear models within a Bayesian framework and beyond. The mathematical prerequisites are a first course in linear algebra and statistics. Beyond these basic requirements, the content is self-contained, featuring rigorous proofs throughout.

Linear models play a central role in machine learning, particularly as the concatenation of simple linear models has led to the development of intricate nonlinear models like neural networks. The sole aim of this book is to give a self-contained introduction to concepts and mathematical tools in theory behind linear models and rigorous analysis in order to seamlessly introduce linear model methods and their applications in subsequent sections. It is acknowledged, however, that the book cannot comprehensively cover all valuable and interesting results related to linear models. Due to constraints, topics like the separate analysis of LASSO, ridge regression, and the convex description of least squares are not exhaustively discussed here. Interested readers are directed to relevant literature in the field of linear models for more in-depth exploration. Some excellent examples include Strang (2009); Panaretos (2016); Hoff (2009); Strang (2021); Beck (2014).

**Notation and preliminaries.** In the rest of this section, we will introduce and recap some basic knowledge about mathematical notations. Additional concepts will be introduced and discussed as needed for clarity. Readers with enough background in matrix and statistics analysis can skip this section. In the text, we simplify matters by considering only matrices that are real. Without special consideration, the eigenvalues of the discussed matrices are also real. We also assume throughout that  $\|\cdot\| = \|\cdot\|_2$ .

In all cases, scalars will be denoted in a non-bold font possibly with subscripts (e.g.,  $a$ ,  $\alpha$ ,  $\alpha_i$ ). We will use **boldface** lowercase letters possibly with subscripts to denote vectors (e.g.,  $\boldsymbol{\mu}$ ,  $\boldsymbol{x}$ ,  $\boldsymbol{x}_n$ ,  $\boldsymbol{z}$ ) and **boldface** uppercase letters possibly with subscripts to denote matrices

(e.g.,  $\mathbf{X}$ ,  $L_j$ ). The  $i$ -th element of a vector  $\mathbf{z}$  will be denoted by  $z_i$  in non-bold font. In the meantime, the *normal fonts* of scalars denote **random variables** (e.g.,  $a$  and  $b_1$  are random variables, while italics  $a$  and  $b_1$  are scalars); the normal fonts of **boldface** lowercase letters, possibly with subscripts, denote **random vectors** (e.g.,  $\mathbf{a}$  and  $\mathbf{b}_1$  are random vectors, while italics  $\mathbf{a}$  and  $\mathbf{b}_1$  are vectors); and the normal fonts of **boldface** uppercase letters, possibly with subscripts, denote **random matrices** (e.g.,  $\mathbf{A}$  and  $\mathbf{B}_1$  are random matrices, while italics  $\mathbf{A}$  and  $\mathbf{B}_1$  are matrices).

Subarrays are formed when a subset of the indices is fixed. *The  $i$ -th row and  $j$ -th column value of matrix  $\mathbf{X}$  (entry  $(i, j)$  of  $\mathbf{X}$ ) will be denoted by  $x_{ij}$ .* Furthermore, it will be helpful to utilize the **Matlab-style notation**, the  $i$ -th row to the  $j$ -th row and the  $k$ -th column to the  $m$ -th column submatrix of the matrix  $\mathbf{X}$  will be denoted by  $\mathbf{X}_{i:j,k:m}$ . A colon is used to indicate all elements of a dimension, e.g.,  $\mathbf{X}_{:,k:m}$  denotes the  $k$ -th column to the  $m$ -th column of the matrix  $\mathbf{X}$ , and  $\mathbf{X}_{:,k}$  denotes the  $k$ -th column of  $\mathbf{X}$ . Alternatively, the  $k$ -th column of  $\mathbf{X}$  may be denoted more compactly by  $\mathbf{x}_k$ .

When the index is not continuous, given ordered subindex sets  $I$  and  $J$ ,  $\mathbf{X}[I, J]$  denotes the submatrix of  $\mathbf{X}$  obtained by extracting the rows and columns of  $\mathbf{X}$  indexed by  $I$  and  $J$ , respectively; and  $\mathbf{X}[:, J]$  denotes the submatrix of  $\mathbf{X}$  obtained by extracting the columns of  $\mathbf{X}$  indexed by  $J$ , where again the colon operator implies all indices.

**Definition 1.1 (Matlab Notation)** *Suppose  $\mathbf{X} \in \mathbb{R}^{n \times p}$ , and  $I = [i_1, i_2, \dots, i_k]$  and  $J = [j_1, j_2, \dots, j_l]$  are two index vectors, then  $\mathbf{X}[I, J]$  denotes the  $k \times l$  submatrix*

$$\mathbf{X}[I, J] = \begin{bmatrix} x_{i_1, j_1} & x_{i_1, j_2} & \dots & x_{i_1, j_l} \\ x_{i_2, j_1} & x_{i_2, j_2} & \dots & x_{i_2, j_l} \\ \vdots & \vdots & \ddots & \vdots \\ x_{i_k, j_1} & x_{i_k, j_2} & \dots & x_{i_k, j_l} \end{bmatrix}.$$

*Whilst,  $\mathbf{X}[I, :]$  denotes the  $k \times p$  submatrix, and  $\mathbf{X}[:, J]$  denotes the  $n \times l$  submatrix analogously.*

*We note that it does not matter whether the index vectors  $I$  and  $J$  are row vectors or column vectors. It matters which axis they index (rows of  $\mathbf{X}$  or columns of  $\mathbf{X}$ ). We should also notice that the range of the index satisfies:*

$$\begin{cases} 0 \leq \min(I) \leq \max(I) \leq n; \\ 0 \leq \min(J) \leq \max(J) \leq p. \end{cases}$$

And in all cases, vectors are formulated in a column rather than in a row. A row vector will be denoted by a transpose of a column vector such as  $\mathbf{x}^\top$ . A specific column vector with values is split by the symbol “;”, e.g.,

$$\mathbf{x} = [1; 2; 3] \quad (\text{column vector})$$

is a column vector in  $\mathbb{R}^3$ . Similarly, a specific row vector with values is split by the symbol “, ”, e.g.,

$$\mathbf{y} = [1, 2, 3] \quad (\text{row vector})$$

is a row vector with 3 values. Further, a column vector can be denoted by the transpose of a row vector e.g.,  $\mathbf{y} = [1, 2, 3]^\top$  is a column vector.

The transpose of a matrix  $\mathbf{X}$  will be denoted by  $\mathbf{X}^\top$ , and its inverse will be denoted by  $\mathbf{X}^{-1}$ . We will denote the  $p \times p$  identity matrix by  $\mathbf{I}_p$ . A vector or matrix of all zeros will be denoted by a **boldface** zero  $\mathbf{0}$ , whose size should be clear from context; or we denote  $\mathbf{0}_p$  to be the vector of all zeros with  $p$  entries. Similarly, a vector or matrix of all ones will be denoted by a **boldface** one  $\mathbf{1}$ , whose size is clear from context; or we denote  $\mathbf{1}_p$  to be the vector of all ones with  $p$  entries. We will frequently omit the subscripts of these matrices when the dimensions are clear from context.

## Linear Algebra

**Definition 1.2 (Eigenvalue)** *Given any vector space  $E$  and any linear map  $X : E \rightarrow E$ , a scalar  $\lambda \in K$  is called an eigenvalue, or proper value, or characteristic value of  $\mathbf{X}$  if there is some nonzero vector  $\mathbf{u} \in E$  such that*

$$\mathbf{X}\mathbf{u} = \lambda\mathbf{u}.$$

**Definition 1.3 (Spectrum and Spectral Radius)** *The set of all eigenvalues of  $\mathbf{X}$  is called the spectrum of  $\mathbf{X}$  and is denoted by  $\Lambda(\mathbf{X})$ . The largest magnitude of the eigenvalues is known as the spectral radius  $\rho(\mathbf{X})$ :*

$$\rho(\mathbf{X}) = \max_{\lambda \in \Lambda(\mathbf{X})} |\lambda|.$$

**Definition 1.4 (Eigenvector)** *A vector  $\mathbf{u} \in E$  is called an eigenvector, or proper vector, or characteristic vector of  $\mathbf{X}$  if  $\mathbf{u} \neq \mathbf{0}$  and if there is some  $\lambda \in K$  such that*

$$\mathbf{X}\mathbf{u} = \lambda\mathbf{u},$$

*where the scalar  $\lambda$  is then an eigenvalue. And we say that  $\mathbf{u}$  is an eigenvector associated with  $\lambda$ .*

Moreover, the tuple  $(\lambda, \mathbf{u})$  above is said to be an **eigenpair**. Intuitively, the above definitions mean that multiplying matrix  $\mathbf{X}$  by the vector  $\mathbf{u}$  results in a new vector that is in the same direction as  $\mathbf{u}$ , but only scaled by a factor  $\lambda$ . For any eigenvector  $\mathbf{u}$ , we can scale it by a scalar  $s$  such that  $s\mathbf{u}$  is still an eigenvector of  $\mathbf{X}$ . That's why we call the eigenvector as an eigenvector of  $\mathbf{X}$  associated with eigenvalue  $\lambda$ . To avoid ambiguity, we usually assume that the eigenvector is normalized to have length one and the first entry is positive (or negative) since both  $\mathbf{u}$  and  $-\mathbf{u}$  are eigenvectors.

In the study of linear algebra, every vector space has a basis and every vector is a linear combination of members of the basis. We then define the span and dimension of a subspace via the basis.

**Definition 1.5 (Subspace)** *A nonempty subset  $\mathcal{V}$  of  $\mathbb{R}^n$  is called a subspace if  $x\mathbf{a} + y\mathbf{b} \in \mathcal{V}$  for every  $\mathbf{a}, \mathbf{b} \in \mathcal{V}$  and every  $x, y \in \mathbb{R}$ .*

**Definition 1.6 (Span)** *If every vector  $\mathbf{v}$  in subspace  $\mathcal{V}$  can be expressed as a linear combination of  $\{\mathbf{x}_1, \mathbf{x}_2, \dots, \mathbf{x}_n\}$ , then  $\{\mathbf{x}_1, \mathbf{x}_2, \dots, \mathbf{x}_n\}$  is said to span the subspace  $\mathcal{V}$ .*

In this context, we will highly use the idea of the linear independence of a set of vectors. Two equivalent definitions are given as follows.

**Definition 1.7 (Linearly Independent)** *A set of vectors  $\{\mathbf{x}_1, \mathbf{x}_2, \dots, \mathbf{x}_n\}$  is called linearly independent if there is no combination can get  $a_1\mathbf{x}_1 + a_2\mathbf{x}_2 + \dots + a_n\mathbf{x}_n = \mathbf{0}$  except all  $a_i$ 's are zero. An equivalent definition is that  $\mathbf{x}_1 \neq \mathbf{0}$ , and for every  $k > 1$ , the vector  $\mathbf{x}_k$  does not belong to the span of  $\{\mathbf{x}_1, \mathbf{x}_2, \dots, \mathbf{x}_{k-1}\}$ .*

**Definition 1.8 (Basis and Dimension)** *A set of vectors  $\{\mathbf{x}_1, \mathbf{x}_2, \dots, \mathbf{x}_n\}$  is called a basis of subspace  $\mathcal{V}$  if they are linearly independent and span  $\mathcal{V}$ . Every basis of a given subspace has the same number of vectors, and the number of vectors in any basis is called the dimension of the subspace  $\mathcal{V}$ . By convention, the subspace  $\{\mathbf{0}\}$  is said to have a dimension of zero. Furthermore, every subspace of nonzero dimension has an orthogonal basis, i.e., the basis of a subspace can be chosen orthogonal.*

**Definition 1.9 (Column Space (Range))** *If  $\mathbf{X}$  is an  $n \times p$  real matrix, we define the column space (or range) of  $\mathbf{X}$  to be the set spanned by its columns:*

$$\mathcal{C}(\mathbf{X}) = \{\mathbf{v} \in \mathbb{R}^n : \exists \mathbf{u} \in \mathbb{R}^p, \mathbf{v} = \mathbf{X}\mathbf{u}\}.$$

*And the row space of  $\mathbf{X}$  is the set spanned by its rows, which is equal to the column space of  $\mathbf{X}^\top$ :*

$$\mathcal{C}(\mathbf{X}^\top) = \{\mathbf{u} \in \mathbb{R}^p : \exists \mathbf{v} \in \mathbb{R}^n, \mathbf{u} = \mathbf{X}^\top \mathbf{v}\}.$$

**Definition 1.10 (Null Space (Nullspace, Kernel))** *If  $\mathbf{X}$  is an  $n \times p$  real matrix, we define the null space (or kernel, or nullspace) of  $\mathbf{X}$  to be the set:*

$$\mathcal{N}(\mathbf{X}) = \{\mathbf{v} \in \mathbb{R}^p : \mathbf{X}\mathbf{v} = \mathbf{0}\}.$$

*In some cases, the null space of  $\mathbf{X}$  is also referred to as the **right null space** of  $\mathbf{X}$ . And the null space of  $\mathbf{X}^\top$  is defined as*

$$\mathcal{N}(\mathbf{X}^\top) = \{\mathbf{u} \in \mathbb{R}^n : \mathbf{X}^\top \mathbf{u} = \mathbf{0}\}.$$

*Similarly, the null space of  $\mathbf{X}^\top$  is also referred to as the **left null space** of  $\mathbf{X}$ .*

Both the column space of  $\mathbf{X}$  and the null space of  $\mathbf{X}^\top$  are subspaces of  $\mathbb{R}^n$ . In fact, every vector in  $\mathcal{N}(\mathbf{X}^\top)$  is perpendicular to  $\mathcal{C}(\mathbf{X})$  and vice versa.<sup>1</sup>

**Definition 1.11 (Rank)** *The rank of a matrix  $\mathbf{X} \in \mathbb{R}^{n \times p}$  is the dimension of the column space of  $\mathbf{X}$ . That is, the rank of  $\mathbf{X}$  is equal to the maximum number of linearly independent columns of  $\mathbf{X}$ , and is also the maximum number of linearly independent rows of  $\mathbf{X}$ . The matrix  $\mathbf{X}$  and its transpose  $\mathbf{X}^\top$  have the same rank. We say that  $\mathbf{X}$*

1. Every vector in  $\mathcal{N}(\mathbf{X})$  is also perpendicular to  $\mathcal{C}(\mathbf{X}^\top)$  and vice versa.

has full rank if its rank is equal to  $\min\{n, p\}$ . Specifically, given a vector  $\mathbf{u} \in \mathbb{R}^n$  and a vector  $\mathbf{v} \in \mathbb{R}^p$ , then the  $n \times p$  matrix  $\mathbf{u}\mathbf{v}^\top$  obtained by the outer product of vectors is of rank 1. In short, the rank of a matrix is equal to:

- the number of linearly independent columns;
- the number of linearly independent rows;
- and remarkably, these are always the same (see Appendix A.1, p. 157).

**Definition 1.12 (Orthogonal Complement in General)** The orthogonal complement  $\mathcal{V}^\perp \subseteq \mathbb{R}^n$  of a subspace  $\mathcal{V} \subseteq \mathbb{R}^n$  contains every vector that is perpendicular to  $\mathcal{V}$ . That is,

$$\mathcal{V}^\perp = \{\mathbf{v} \in \mathbb{R}^n : \mathbf{v}^\top \mathbf{u} = 0, \forall \mathbf{u} \in \mathcal{V}\}.$$

The two subspaces are disjoint that span the entire space. The dimensions of  $\mathcal{V}$  and  $\mathcal{V}^\perp$  add to the dimension of the entire space:  $\dim(\mathcal{V}) + \dim(\mathcal{V}^\perp) = n$ . Furthermore,  $(\mathcal{V}^\perp)^\perp = \mathcal{V}$ .

**Definition 1.13 (Orthogonal Complement of Column Space)** If  $\mathbf{X}$  is an  $n \times p$  real matrix, the orthogonal complement of  $\mathcal{C}(\mathbf{X})$ , denoted by  $\mathcal{C}^\perp(\mathbf{X})$ , is the subspace defined as:

$$\begin{aligned} \mathcal{C}^\perp(\mathbf{X}) &= \{\mathbf{v} \in \mathbb{R}^n : \mathbf{v}^\top \mathbf{X} \mathbf{u} = \mathbf{0}, \forall \mathbf{u} \in \mathbb{R}^p\} \\ &= \{\mathbf{v} \in \mathbb{R}^n : \mathbf{v}^\top \mathbf{w} = \mathbf{0}, \forall \mathbf{w} \in \mathcal{C}(\mathbf{X})\}. \end{aligned}$$

Then we have the four fundamental spaces for any matrix  $\mathbf{X} \in \mathbb{R}^{n \times p}$  with rank  $r$ :

- $\mathcal{C}(\mathbf{X})$ : Column space of  $\mathbf{X}$ , i.e., linear combinations of columns with dimension  $r$ ;
- $\mathcal{N}(\mathbf{X})$ : (Right) Null space of  $\mathbf{X}$ , i.e., all  $\mathbf{u}$  satisfying  $\mathbf{X}\mathbf{u} = \mathbf{0}$  with dimension  $p - r$ ;
- $\mathcal{C}(\mathbf{X}^\top)$ : Row space of  $\mathbf{X}$ , i.e., linear combinations of rows with dimension  $r$ ;
- $\mathcal{N}(\mathbf{X}^\top)$ : Left null space of  $\mathbf{X}$ , i.e., all  $\mathbf{v}$  satisfying  $\mathbf{X}^\top \mathbf{v} = \mathbf{0}$  with dimension  $n - r$ ,

where  $r$  is the rank of the matrix. Furthermore,  $\mathcal{N}(\mathbf{X})$  is the orthogonal complement to  $\mathcal{C}(\mathbf{X}^\top)$ , and  $\mathcal{C}(\mathbf{X})$  is the orthogonal complement to  $\mathcal{N}(\mathbf{X}^\top)$ . The proof is further discussed in Theorem 2.4 (p. 28).

**Definition 1.14 (Orthogonal Matrix, Semi-Orthogonal Matrix)** A real square matrix  $\mathbf{Q} \in \mathbb{R}^{n \times n}$  is an orthogonal matrix if the inverse of  $\mathbf{Q}$  equals its transpose, that is  $\mathbf{Q}^{-1} = \mathbf{Q}^\top$  and  $\mathbf{Q}\mathbf{Q}^\top = \mathbf{Q}^\top \mathbf{Q} = \mathbf{I}$ . In other words, suppose  $\mathbf{Q} = [\mathbf{q}_1, \mathbf{q}_2, \dots, \mathbf{q}_n]$ , where  $\mathbf{q}_i \in \mathbb{R}^n$  for all  $i \in \{1, 2, \dots, n\}$ , then  $\mathbf{q}_i^\top \mathbf{q}_j = \delta(i, j)$  with  $\delta(i, j)$  being the Kronecker delta function. For any vector  $\mathbf{x}$ , the orthogonal matrix will preserve the length:  $\|\mathbf{Q}\mathbf{x}\| = \|\mathbf{x}\|$ . Note that, since the orthogonal matrix  $\mathbf{Q}$  contains unit-length columns, the columns are mutually orthonormal. However, the terminology of **orthonormal matrix** is not used for historical reasons.

On the other hand, if  $\mathbf{Q}$  contains only  $\gamma$  of these columns with  $\gamma < n$ , then  $\mathbf{Q}^\top \mathbf{Q} = \mathbf{I}_\gamma$  stills holds with  $\mathbf{I}_\gamma$  being the  $\gamma \times \gamma$  identity matrix. But  $\mathbf{Q}\mathbf{Q}^\top = \mathbf{I}$  will not be true. In this case,  $\mathbf{Q}$  is called semi-orthogonal.

**Definition 1.15 (Permutation Matrix)** A permutation matrix  $\mathbf{P} \in \mathbb{R}^{n \times n}$  is a square binary matrix that has exactly one entry of 1 in each row and each column, and 0's elsewhere.

**Row point.** That is, the permutation matrix  $\mathbf{P}$  has the rows of the identity  $\mathbf{I}$  in any order, and the order decides the sequence of the row permutation. Suppose we want to permute the rows of matrix  $\mathbf{X}$ , we just multiply on the left by  $\mathbf{PX}$ .

**Column point.** Or, equivalently, the permutation matrix  $\mathbf{P}$  has the columns of the identity  $\mathbf{I}$  in any order, and the order decides the sequence of the column permutation. And now, the column permutation of  $\mathbf{X}$  is achieved by multiplying on the right by  $\mathbf{XP}$ .

The permutation matrix  $\mathbf{P}$  can be more efficiently represented via a vector  $J \in \mathbb{Z}_+^n$  of indices such that  $\mathbf{P} = \mathbf{I}[:, J]$ , where  $\mathbf{I}$  is the  $n \times n$  identity matrix. And notably, the elements in vector  $J$  sum to  $1 + 2 + \dots + n = \frac{n^2+n}{2}$ .

**Example 1.1 (Permutation)** Suppose

$$\mathbf{X} = \begin{bmatrix} 1 & 2 & 3 \\ 4 & 5 & 6 \\ 7 & 8 & 9 \end{bmatrix} \quad \text{and} \quad \mathbf{P} = \begin{bmatrix} & 1 & \\ & & 1 \\ 1 & & \end{bmatrix}.$$

The row permutation is given by

$$\mathbf{PX} = \begin{bmatrix} 4 & 5 & 6 \\ 7 & 8 & 9 \\ 1 & 2 & 3 \end{bmatrix},$$

where the order of the rows of  $\mathbf{X}$  appearing in  $\mathbf{PX}$  matches the order of the rows of  $\mathbf{I}$  in  $\mathbf{P}$ . And the column permutation is given by

$$\mathbf{XP} = \begin{bmatrix} 3 & 1 & 2 \\ 6 & 4 & 5 \\ 9 & 7 & 8 \end{bmatrix},$$

where the order of the columns of  $\mathbf{X}$  appearing in  $\mathbf{XP}$  matches the order of the columns of  $\mathbf{I}$  in  $\mathbf{P}$ . □

**Definition 1.16 (Positive Definite and Positive Semidefinite)** A matrix  $\mathbf{X} \in \mathbb{R}^{n \times n}$  is considered positive definite (PD) if  $\beta^\top \mathbf{X} \beta > 0$  for all nonzero  $\beta \in \mathbb{R}^n$ . And a matrix  $\mathbf{X} \in \mathbb{R}^{n \times n}$  is called positive semidefinite (PSD) if  $\beta^\top \mathbf{X} \beta \geq 0$  for all  $\beta \in \mathbb{R}^n$ . <sup>a b</sup>

- a. In this book a positive definite or a semidefinite matrix is always assumed to be symmetric, i.e., the notion of a positive definite matrix or semidefinite matrix is only interesting for symmetric matrices.
- b. A symmetric matrix  $\mathbf{X} \in \mathbb{R}^{n \times n}$  is called *negative definite* (ND) if  $\beta^\top \mathbf{X} \beta < 0$  for all nonzero  $\beta \in \mathbb{R}^n$ ; a symmetric matrix  $\mathbf{X} \in \mathbb{R}^{n \times n}$  is called *negative semidefinite* (NSD) if  $\beta^\top \mathbf{X} \beta \leq 0$  for all  $\beta \in \mathbb{R}^n$ ; and a symmetric matrix  $\mathbf{X} \in \mathbb{R}^{n \times n}$  is called *indefinite* (ID) if there exist  $\beta$  and  $\alpha \in \mathbb{R}^n$  such that  $\beta^\top \mathbf{X} \beta < 0$  and  $\alpha^\top \mathbf{X} \alpha > 0$ .



We can establish that a matrix  $\mathbf{X}$  is positive definite if and only if it possesses exclusively *positive eigenvalues*. Similarly, a matrix  $\mathbf{X}$  is positive semidefinite if and only if it exhibits solely *nonnegative eigenvalues*. See Problem 1.1.

**Definition 1.17 (Idempotent Matrix)** A matrix  $\mathbf{X} \in \mathbb{R}^{n \times n}$  is *idempotent* if  $\mathbf{X}^2 = \mathbf{X}$ .

From an introductory course on linear algebra, we have the following remark on the equivalent claims of nonsingular matrices.

### Remark 1.1: List of Equivalence of Nonsingularity for a Matrix

Given a square matrix  $\mathbf{X} \in \mathbb{R}^{n \times n}$ , the following claims are equivalent:

- $\mathbf{X}$  is nonsingular; <sup>a</sup>
- $\mathbf{X}$  is invertible, i.e.,  $\mathbf{X}^{-1}$  exists;
- $\mathbf{X}\mathbf{u} = \mathbf{y}$  has a unique solution  $\mathbf{u} = \mathbf{X}^{-1}\mathbf{y}$ ;
- $\mathbf{X}\mathbf{u} = \mathbf{0}$  has a unique, trivial solution:  $\mathbf{u} = \mathbf{0}$ ;
- Columns of  $\mathbf{X}$  are linearly independent;
- Rows of  $\mathbf{X}$  are linearly independent;
- $\det(\mathbf{X}) \neq 0$ ;
- $\dim(\mathcal{N}(\mathbf{X})) = 0$ ;
- $\mathcal{N}(\mathbf{X}) = \{\mathbf{0}\}$ , i.e., the null space is trivial;
- $\mathcal{C}(\mathbf{X}) = \mathcal{C}(\mathbf{X}^\top) = \mathbb{R}^n$ , i.e., the column space or row space span the entire  $\mathbb{R}^n$ ;
- $\mathbf{X}$  has full rank  $r = n$ ;
- The reduced row echelon form is  $\mathbf{R} = \mathbf{I}$ ;
- $\mathbf{X}^\top \mathbf{X}$  is symmetric positive definite (PD);
- $\mathbf{X}$  has  $n$  nonzero (positive) singular values;
- All eigenvalues are nonzero.

<sup>a</sup>. The source of the name is a result of the singular value decomposition (SVD).

It will be shown important to take the above equivalence into mind. On the other hand, the following remark also shows the equivalent claims for singular matrices.

### Remark 1.2: List of Equivalence of Singularity for a Matrix

For a square matrix  $\mathbf{X} \in \mathbb{R}^{n \times n}$  with eigenpair  $(\lambda, \mathbf{u})$ , the following claims are equivalent:

- $(\mathbf{X} - \lambda\mathbf{I})$  is singular;
- $(\mathbf{X} - \lambda\mathbf{I})$  is not invertible;
- $(\mathbf{X} - \lambda\mathbf{I})\mathbf{v} = \mathbf{0}$  has nonzero  $\mathbf{v} \neq \mathbf{0}$  solutions, and  $\mathbf{v} = \mathbf{u}$  is one of such solutions;
- $(\mathbf{X} - \lambda\mathbf{I})$  has linearly dependent columns;
- $\det(\mathbf{X} - \lambda\mathbf{I}) = 0$ ;
- $\dim(\mathcal{N}(\mathbf{X} - \lambda\mathbf{I})) > 0$ ;
- Null space of  $(\mathbf{X} - \lambda\mathbf{I})$  is nontrivial;
- Columns of  $(\mathbf{X} - \lambda\mathbf{I})$  are linearly dependent;
- Rows of  $(\mathbf{X} - \lambda\mathbf{I})$  are linearly dependent;
- $(\mathbf{X} - \lambda\mathbf{I})$  has rank  $r < n$ ;

- Dimension of column space = dimension of row space =  $r < n$ ;
- $(\mathbf{X} - \lambda\mathbf{I})^\top(\mathbf{X} - \lambda\mathbf{I})$  is symmetric semidefinite;
- $(\mathbf{X} - \lambda\mathbf{I})$  has  $r < n$  nonzero (positive) singular values;
- Zero is an eigenvalue of  $(\mathbf{X} - \lambda\mathbf{I})$ .

Given a vector or a matrix, its norm should satisfy the following three criteria.

**Definition 1.18 (Vector Norm and Matrix Norm)** Given the norm  $\|\cdot\|$  on vectors or matrices, for any matrix  $\mathbf{X} \in \mathbb{R}^{n \times p}$  and any vector  $\mathbf{x} \in \mathbb{R}^n$ , we have

- *Nonnegativity.*  $\|\mathbf{X}\| \geq 0$  or  $\|\mathbf{x}\| \geq 0$ , and the equality is obtained if and only if  $\mathbf{X} = \mathbf{0}$  or  $\mathbf{x} = \mathbf{0}$ .
- *Positive homogeneity.*  $\|\lambda\mathbf{X}\| = |\lambda| \cdot \|\mathbf{X}\|$  or  $\|\lambda\mathbf{x}\| = |\lambda| \cdot \|\mathbf{x}\|$  for any  $\lambda \in \mathbb{R}$ .
- *Triangle inequality.*  $\|\mathbf{X} + \mathbf{Y}\| \leq \|\mathbf{X}\| + \|\mathbf{Y}\|$ , or  $\|\mathbf{x} + \mathbf{y}\| \leq \|\mathbf{x}\| + \|\mathbf{y}\|$  for any matrices  $\mathbf{X}, \mathbf{Y} \in \mathbb{R}^{n \times p}$  or vectors  $\mathbf{x}, \mathbf{y} \in \mathbb{R}^n$ .

Following the definition of the matrix or vector norm, we can define the  $\ell_1$ ,  $\ell_2$ , and  $\ell_\infty$  norms for a vector.

**Definition 1.19 (Vector  $\ell_1, \ell_2, \ell_\infty$  Norms)** For a vector  $\mathbf{x} \in \mathbb{R}^n$ , the  $\ell_2$  vector norm is defined as  $\|\mathbf{x}\|_2 = \sqrt{x_1^2 + x_2^2 + \dots + x_n^2}$ . Similarly, the  $\ell_1$  norm can be obtained by  $\|\mathbf{x}\|_1 = \sum_{i=1}^n |x_i|$ . And the  $\ell_\infty$  norm can be obtained by  $\|\mathbf{x}\|_\infty = \max_{i=1,2,\dots,n} |x_i|$ .

For a matrix  $\mathbf{X} \in \mathbb{R}^{n \times p}$ , we define the (matrix) Frobenius norm as follows.

**Definition 1.20 (Matrix Frobenius Norm)** The *Frobenius norm* of a matrix  $\mathbf{X} \in \mathbb{R}^{n \times p}$  is defined as

$$\|\mathbf{X}\|_F = \sqrt{\sum_{i=1, j=1}^{n, p} (a_{ij})^2} = \sqrt{\text{tr}(\mathbf{X}\mathbf{X}^\top)} = \sqrt{\text{tr}(\mathbf{X}^\top\mathbf{X})} = \sqrt{\sigma_1^2 + \sigma_2^2 + \dots + \sigma_r^2},$$

where  $\sigma_1, \sigma_2, \dots, \sigma_r$  are nonzero singular values of  $\mathbf{X}$ .

The spectral norm is defined as follows.

**Definition 1.21 (Matrix Spectral Norm)** The *spectral norm* of a matrix  $\mathbf{X} \in \mathbb{R}^{n \times p}$  is defined as

$$\|\mathbf{X}\|_2 = \max_{\mathbf{x} \neq \mathbf{0}} \frac{\|\mathbf{X}\mathbf{x}\|_2}{\|\mathbf{x}\|_2} = \max_{\mathbf{u} \in \mathbb{R}^p: \|\mathbf{u}\|_2=1} \|\mathbf{X}\mathbf{u}\|_2,$$

which is also the maximum singular value of  $\mathbf{X}$ , i.e.,  $\|\mathbf{X}\|_2 = \sigma_1(\mathbf{X})$ .

We note that the Frobenius norm serves as the matrix counterpart of vector  $\ell_2$  norm. For simplicity, we do not give the full subscript of the norm for the vector  $\ell_2$  norm or Frobenius norm when it is clear from the context which one we are referring to:  $\|\mathbf{X}\| = \|\mathbf{X}\|_F$  and  $\|\mathbf{x}\| = \|\mathbf{x}\|_2$ . However, for the spectral norm, the subscript  $\|\mathbf{X}\|_2$  should **not** be omitted.

## Differentiability and Differential Calculus

**Definition 1.22 (Directional Derivative, Partial Derivative)** Given a function  $f$  defined over a set  $\mathbb{S} \subseteq \mathbb{R}^n$  and a nonzero vector  $\mathbf{d} \in \mathbb{R}^n$ . Then the **directional derivative** of  $f$  at  $\mathbf{x}$  w.r.t. the direction  $\mathbf{d}$  is given by, if the limit exists,

$$\lim_{t \rightarrow 0^+} \frac{f(\mathbf{x} + t\mathbf{d}) - f(\mathbf{x})}{t}.$$

And it is denoted by  $f'(\mathbf{x}; \mathbf{d})$  or  $D_{\mathbf{d}}f(\mathbf{x})$ . The directional derivative is sometimes called the **Gâteaux derivative**.

For any  $i \in \{1, 2, \dots, n\}$ , the directional derivative at  $\mathbf{x}$  w.r.t. the direction of the  $i$ -th standard basis  $\mathbf{e}_i$  is called the  $i$ -th **partial derivative** and is denoted by  $\frac{\partial f}{\partial x_i}(\mathbf{x})$ ,  $D_{\mathbf{e}_i}f(\mathbf{x})$ , or  $\partial_i f(\mathbf{x})$ .

If all the partial derivatives of a function  $f$  exist at a point  $\mathbf{x} \in \mathbb{R}^n$ , then the **gradient** of  $f$  at  $\mathbf{x}$  is defined as the column vector containing all the partial derivatives:

$$\nabla f(\mathbf{x}) = \begin{bmatrix} \frac{\partial f}{\partial x_1}(\mathbf{x}) \\ \frac{\partial f}{\partial x_2}(\mathbf{x}) \\ \vdots \\ \frac{\partial f}{\partial x_n}(\mathbf{x}) \end{bmatrix} \in \mathbb{R}^n.$$

A function  $f$  defined over an open set  $\mathbb{S} \subseteq \mathbb{R}^n$  is called **continuously differentiable** over  $\mathbb{S}$  if all the partial derivatives exist and are continuous on  $\mathbb{S}$ . In the setting of continuously differentiability, the directional derivative and gradient have the following relationship:

$$f'(\mathbf{x}; \mathbf{d}) = \nabla f(\mathbf{x})^\top \mathbf{d}, \quad \text{for all } \mathbf{x} \in \mathbb{S} \text{ and } \mathbf{d} \in \mathbb{R}^n. \quad (1.1)$$

And in the setting of continuously differentiability, we also have

$$\lim_{\mathbf{d} \rightarrow \mathbf{0}} \frac{f(\mathbf{x} + \mathbf{d}) - f(\mathbf{x}) - \nabla f(\mathbf{x})^\top \mathbf{d}}{\|\mathbf{d}\|} = 0 \quad \text{for all } \mathbf{x} \in \mathbb{S}, \quad (1.2)$$

or

$$f(\mathbf{y}) = f(\mathbf{x}) + \nabla f(\mathbf{x})^\top (\mathbf{y} - \mathbf{x}) + o(\|\mathbf{y} - \mathbf{x}\|), \quad (1.3)$$

where  $o(\cdot) : \mathbb{R}_+ \rightarrow \mathbb{R}$  is a one-dimensional function satisfying  $\frac{o(t)}{t} \rightarrow 0$  as  $t \rightarrow 0^+$ .

The partial derivative  $\frac{\partial f}{\partial x_i}(\mathbf{x})$  is also a real-valued function of  $\mathbf{x} \in \mathbb{S}$  that can be partially differentiated. The  $j$ -th partial derivative of  $\frac{\partial f}{\partial x_i}(\mathbf{x})$  is defined as

$$\frac{\partial^2 f}{\partial x_j \partial x_i}(\mathbf{x}) = \frac{\partial \left( \frac{\partial f}{\partial x_i}(\mathbf{x}) \right)}{\partial x_j}(\mathbf{x}).$$

This is called the  $(j, i)$ -th **second-order partial derivative** of function  $f$ . A function  $f$  defined over an open set  $\mathbb{S} \subseteq \mathbb{R}^n$  is called **twice continuously differentiable** over  $\mathbb{S}$  if all the second-order partial derivatives exist and are continuous over  $\mathbb{S}$ . In the setting of twice continuously differentiability, the second-order partial derivatives are symmetric:

$$\frac{\partial^2 f}{\partial x_j \partial x_i}(\mathbf{x}) = \frac{\partial^2 f}{\partial x_i \partial x_j}(\mathbf{x}).$$

The *Hessian* of the function  $f$  at a point  $\mathbf{x} \in \mathbb{S}$  is defined as the symmetric  $n \times n$  matrix

$$\nabla^2 f(\mathbf{x}) = \begin{bmatrix} \frac{\partial^2 f}{\partial x_1^2}(\mathbf{x}) & \frac{\partial^2 f}{\partial x_1 \partial x_2}(\mathbf{x}) & \cdots & \frac{\partial^2 f}{\partial x_1 \partial x_n}(\mathbf{x}) \\ \frac{\partial^2 f}{\partial x_2 \partial x_1}(\mathbf{x}) & \frac{\partial^2 f}{\partial x_2^2}(\mathbf{x}) & \cdots & \frac{\partial^2 f}{\partial x_2 \partial x_n}(\mathbf{x}) \\ \vdots & \vdots & \ddots & \vdots \\ \frac{\partial^2 f}{\partial x_n \partial x_1}(\mathbf{x}) & \frac{\partial^2 f}{\partial x_n \partial x_2}(\mathbf{x}) & \cdots & \frac{\partial^2 f}{\partial x_n^2}(\mathbf{x}) \end{bmatrix}.$$

We provide a simple proof of Taylor's expansion in Appendix A.5 (p. 164) for one-dimensional functions. In the case of high-dimensional functions, we have the following two approximation results.

**Theorem 1.3: (Linear Approximation Theorem)** Let  $f(\mathbf{x}) : \mathbb{S} \rightarrow \mathbb{R}$  be a twice continuously differentiable function over an open set  $\mathbb{S} \subseteq \mathbb{R}^n$ , and given two points  $\mathbf{x}, \mathbf{y}$ . Then there exists  $\mathbf{x}^* \in [\mathbf{x}, \mathbf{y}]$  such that

$$f(\mathbf{y}) = f(\mathbf{x}) + \nabla f(\mathbf{x})^\top (\mathbf{y} - \mathbf{x}) + \frac{1}{2} (\mathbf{y} - \mathbf{x})^\top \nabla^2 f(\mathbf{x}^*) (\mathbf{y} - \mathbf{x}).$$

**Theorem 1.4: (Quadratic Approximation Theorem)** Let  $f(\mathbf{x}) : \mathbb{S} \rightarrow \mathbb{R}$  be a twice continuously differentiable function over an open set  $\mathbb{S} \subseteq \mathbb{R}^n$ , and given two points  $\mathbf{x}, \mathbf{y}$ . Then it follows that

$$f(\mathbf{y}) = f(\mathbf{x}) + \nabla f(\mathbf{x})^\top (\mathbf{y} - \mathbf{x}) + \frac{1}{2} (\mathbf{y} - \mathbf{x})^\top \nabla^2 f(\mathbf{x}) (\mathbf{y} - \mathbf{x}) + o(\|\mathbf{y} - \mathbf{x}\|^2).$$

## Common Probability Distributions

A random variable is a variable that assumes different values randomly that models uncertain outcomes or events. We denote the random variable itself with a lowercase letter in *normal fonts*, and its possible values with lowercase letters in *italic fonts*. For instance,  $y_1$  and  $y_2$  are possible values of the random variable  $y$ . In the case of vector-valued variables, we represent the random variable as  $\mathbf{y}$  and one of its realizations as  $\mathbf{y}$ . Similarly, we denote the random variable as  $\mathbf{Y}$  and one of its values as  $\mathbf{Y}$  when we are working with matrix-valued variables. However, a random variable merely describes possible states and needs to be accompanied by a probability distribution specifying the likelihood of each state.

Random variables can be either discrete or continuous. A discrete random variable has a finite or countably infinite number of states. These states need not be integers; they can also be named states without numerical values. Conversely, a continuous random variable is associated with real values.

A probability distribution describes the likelihood of a random variable or set of random variables. The characterization of probability distributions varies depending on whether the variables are discrete or continuous.

For discrete variables, we employ a *probability mass function (p.m.f., PMF)*. Probability mass functions are denoted with a capital  $P$ . The probability mass function maps a state of a random variable to the probability of that random variable taking on that state. The

notation  $P(y = y)$  represents the probability that  $y$  equals  $y$ , with a probability of 1 indicating certainty and a probability of 0 indicating impossibility. Alternatively, we define a variable first and use the  $\sim$  notation to specify its distribution later:  $y \sim P(y)$ .

Probability mass functions can operate on multiple variables simultaneously, constituting a *joint probability distribution*. For example,  $P(x = x, y = y)$  denotes the probability of  $x = x$  and  $y = y$  simultaneously, and we may also use the shorthand  $P(x, y)$ . Moreover, if the PMF depends on some known parameters  $\alpha$ , then it can be denoted by  $P(x, y | \alpha)$  for brevity.

When dealing with continuous random variables, we represent probability distributions using a *probability density function* (*p.d.f.*, *PDF*) instead of a probability mass function. For a function  $p$  to qualify as a probability density function, it must adhere to the following properties:

- The domain of  $p$  must be the set of all possible states of  $y$ ;
- We do not require  $p(y) \leq 1$  as that in the PMF. However, it must satisfy that  $\forall y \in \mathcal{Y}, p(y) \geq 0$ .
- Integrates to 1:  $\int p(y)dy = 1$ .

A probability density function  $p(y)$  does not provide the probability of a specific state directly. Instead, the probability of falling within an infinitesimal region with volume  $\delta y$  is given by  $p(y)\delta y$ . Moreover, if the probability density function depends on some known parameters  $\alpha$ , it can be denoted by  $p(x | \alpha)$  or  $f(x; \alpha)$  for brevity.

In many cases, our focus lies in determining the probability of an event, given the occurrence of another event. This is referred to as a *conditional probability*. The conditional probability that  $x = x$  given  $y = y$  is denoted by  $P(x = x | y = y)$ . This can be calculated using the formula

$$P(x = x | y = y) = \frac{P(x = x, y = y)}{P(y = y)}.$$

This formula serves as the cornerstone in Bayes' theorem (see Equation (9.1), p. 127).

On the contrary, there are instances when the probability distribution across a set of variables is known, and the interest lies in determining the probability distribution over a specific subset of them. The probability distribution over the subset is referred to as the *marginal probability distribution*. For example, suppose we have discrete random variables  $x$  and  $y$ , and we know  $P(x, y)$ . We can find  $P(x)$  using summation:

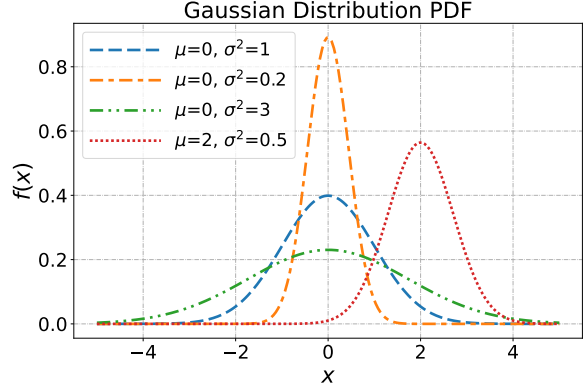
$$P(x = x) = \sum_y P(x = x, y = y).$$

Similarly, for continuous variables, integration is employed instead of summation:

$$p(x) = \int p(x, y)dy.$$

In the rest of this section, we provide rigorous definitions for common probability distributions.

**Figure 1.1:** Gaussian probability density functions for different values of the mean and variance parameters  $\mu$  and  $\sigma^2$ .



**Definition 1.23 (Gaussian or Normal Distribution)** A random variable  $x$  is said to follow the Gaussian distribution (a.k.a., a normal distribution) with mean and variance parameters  $\mu$  and  $\sigma^2 > 0$ , denoted by  $x \sim \mathcal{N}(\mu, \sigma^2)$ <sup>a</sup>, if

$$f(x; \mu, \sigma^2) = \frac{1}{\sqrt{2\pi\sigma^2}} \exp\left\{-\frac{1}{2\sigma^2}(x - \mu)^2\right\} = \sqrt{\frac{\tau}{2\pi}} \exp\left\{-\frac{\tau}{2}(x - \mu)^2\right\}.$$

The mean and variance of  $x \sim \mathcal{N}(\mu, \sigma^2)$  are given by

$$\mathbb{E}[x] = \mu, \quad \text{Var}[x] = \sigma^2 = \tau^{-1},$$

where  $\tau$  is also known as the precision of the Gaussian distribution. Figure 1.1 illustrates the impact of different parameters  $\mu, \sigma^2$  for the Gaussian distribution.

a. Note if two random variables  $a$  and  $b$  have the same distribution, then we write  $a \sim b$ .

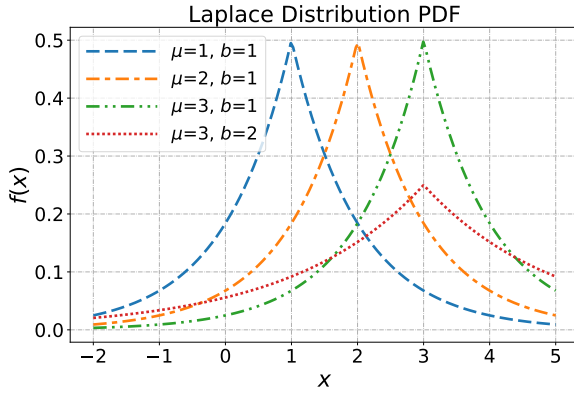
Suppose  $\mathcal{X} = \{x_1, x_2, \dots, x_N\}$  are drawn independent, identically distributed (i.i.d.) from a Gaussian distribution of  $\mathcal{N}(x \mid \mu, \sigma^2)$ . For analytical simplicity, we may rewrite the Gaussian probability density function as follows:

$$\begin{aligned} p(\mathcal{X} \mid \mu, \sigma^2) &= \prod_{i=1}^N \mathcal{N}(x_i \mid \mu, \sigma^2) \\ &= (2\pi)^{-N/2} (\sigma^2)^{-N/2} \exp\left\{-\frac{1}{2\sigma^2} \left[ N(\bar{x} - \mu)^2 + N \sum_{n=1}^N (x_n - \bar{x})^2 \right]\right\} \quad (1.4) \\ &= (2\pi)^{-N/2} (\sigma^2)^{-N/2} \exp\left\{-\frac{1}{2\sigma^2} [N(\bar{x} - \mu)^2 + NS_{\bar{x}}]\right\}, \end{aligned}$$

where  $S_{\bar{x}} = \sum_{n=1}^N (x_n - \bar{x})^2$  and  $\bar{x} = \frac{1}{N} \sum_{i=1}^N x_i$ .

While the product of two Gaussian variables remains an open problem, the sum of Gaussian variables can be characterized by a new Gaussian distribution.

### Remark 1.5: Sum of Gaussians



**Figure 1.2:** Laplace probability density functions for different values of the parameters.

Let  $x$  and  $y$  be two Gaussian distributed variables with means  $\mu_x, \mu_y$  and variance  $\sigma_x^2, \sigma_y^2$ , respectively.

- When there is no correlation between the two variables, then it follows that

$$x + y \sim \mathcal{N}(\mu_x + \mu_y, \sigma_x^2 + \sigma_y^2).$$

- When there exists a correlation of  $\rho$  between the two variables, then it follows that

$$x + y \sim \mathcal{N}(\mu_x + \mu_y, \sigma_x^2 + \sigma_y^2 + 2\rho\sigma_x\sigma_y).$$

The *Laplace* distribution, also known as the *double exponential* distribution, is named after *Pierre-Simon Laplace* (1749–1827), who obtained the distribution in 1774 (Kotz et al., 2001; Härdle and Simar, 2007). This distribution finds applications in modeling heavy-tailed data due to its tails being heavier than those of the normal distribution, and it is used extensively in sparse-favoring models since it expresses a high peak with heavy tails (same as the  $\ell_1$  regularization term in non-probabilistic or non-Bayesian optimization methods). In Bayesian modeling, when there is a prior belief that the parameter of interest is likely to be close to the mean with the potential for large deviations, the Laplace distribution serves as a suitable prior distribution for such scenarios.

**Definition 1.24 (Laplace Distribution)** A random variable  $x$  is said to follow the Laplace distribution with location and scale parameters  $\mu$  and  $b > 0$ , respectively, denoted by  $x \sim \mathcal{L}(\mu, b)$ , if

$$f(x; \mu, b) = \frac{1}{2b} \exp\left(-\frac{|x - \mu|}{b}\right).$$

The mean and variance of  $x \sim \mathcal{L}(\mu, b)$  are given by

$$\mathbb{E}[x] = \mu, \quad \text{Var}[x] = 2b^2.$$

Figure 1.2 compares different parameters  $\mu$  and  $b$  for the Laplace distribution.

A multivariate Gaussian distribution (also referred to as a multivariate normal distribution) is a continuous probability distribution characterized by a jointly normal distribution across multiple variables. It is fully described by its mean vector (of size equal to the

number of variables) and covariance matrix (a square matrix of size equal to the number of variables). The covariance matrix encodes the pairwise relationships among variables through their covariances. The multivariate Gaussian can be used to model complex data distributions in various fields such as machine learning, statistics, and signal processing. We first present the rigorous definition of the multivariate Gaussian distribution as follows.

**Definition 1.25 (Multivariate Gaussian Distribution)** A random vector  $\mathbf{x} \in \mathbb{R}^D$  is said to follow the multivariate Gaussian distribution with parameters  $\boldsymbol{\mu} \in \mathbb{R}^D$  and  $\boldsymbol{\Sigma} \in \mathbb{R}^{D \times D}$ , denoted by  $\mathbf{x} \sim \mathcal{N}(\boldsymbol{\mu}, \boldsymbol{\Sigma})$ , if

$$f(\mathbf{x}; \boldsymbol{\mu}, \boldsymbol{\Sigma}) = (2\pi)^{-D/2} |\boldsymbol{\Sigma}|^{-1/2} \exp \left\{ -\frac{1}{2} (\mathbf{x} - \boldsymbol{\mu})^\top \boldsymbol{\Sigma}^{-1} (\mathbf{x} - \boldsymbol{\mu}) \right\},$$

where  $\boldsymbol{\mu} \in \mathbb{R}^D$  is called the **mean vector**, and  $\boldsymbol{\Sigma} \in \mathbb{R}^{D \times D}$  is positive definite and is called the **covariance matrix**. The mean, mode, and covariance of the multivariate Gaussian distribution are given by

$$\begin{aligned} \mathbb{E}[\mathbf{x}] &= \boldsymbol{\mu}, \\ \text{Mode}[\mathbf{x}] &= \boldsymbol{\mu}, \\ \text{Cov}[\mathbf{x}] &= \boldsymbol{\Sigma}. \end{aligned}$$

Figure 1.3 compares Gaussian density plots for different kinds of covariance matrices. The multivariate Gaussian variable can be drawn from a univariate Gaussian density; see Problem 1.4.

The affine transformation and rotation of multivariate Gaussian distribution also follows the multivariate Gaussian distribution.

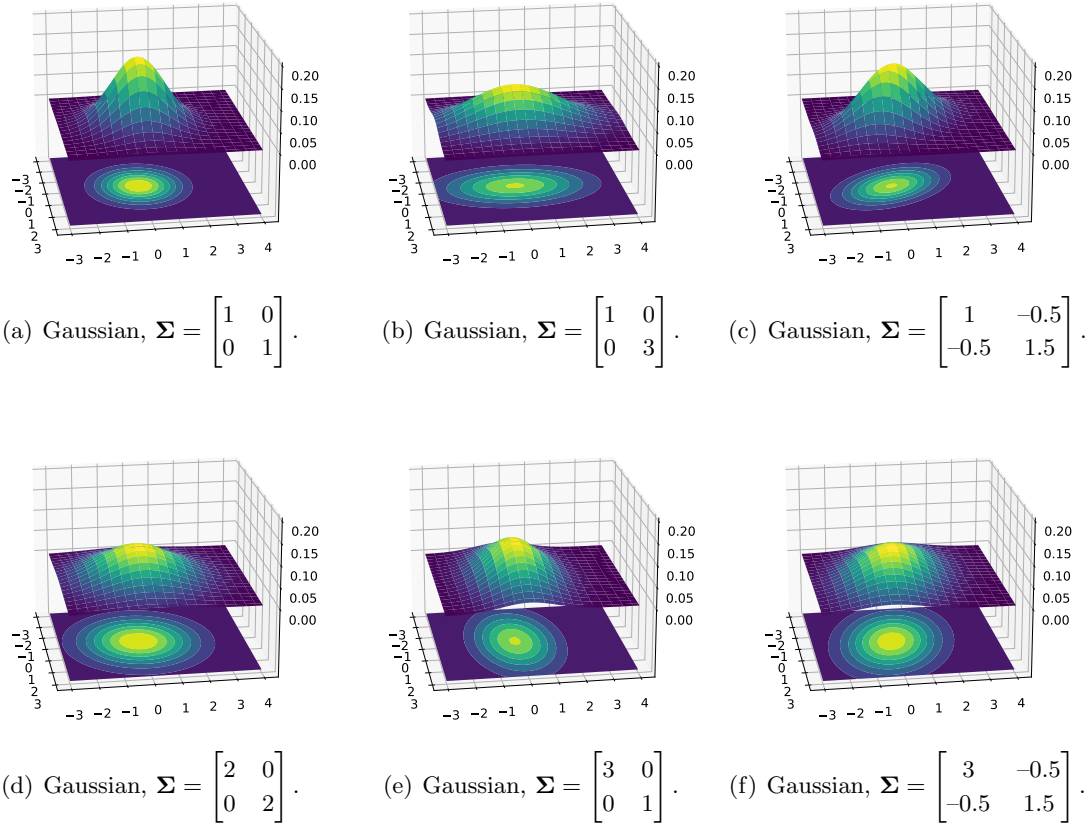
**Lemma 1.6: (Affine Transformation of Multivariate Gaussian Distribution)** If we assume that  $\mathbf{x} \sim \mathcal{N}(\boldsymbol{\mu}, \boldsymbol{\Sigma})$ , then  $\mathbf{Ax} + \mathbf{b} \sim \mathcal{N}(\mathbf{A}\boldsymbol{\mu} + \mathbf{b}, \mathbf{A}\boldsymbol{\Sigma}\mathbf{A}^\top)$  for non-random matrix  $\mathbf{A}$  and vector  $\mathbf{b}$ .

**Lemma 1.7: (Rotations on Multivariate Gaussian Distribution)** Rotations on the Gaussian distribution do not affect the distribution. That is, for any orthogonal matrix  $\mathbf{Q}$  with  $\mathbf{Q}\mathbf{Q}^\top = \mathbf{Q}^\top\mathbf{Q} = \mathbf{I}$ , if  $\mathbf{v} \sim \mathcal{N}(\mathbf{0}, \sigma^2\mathbf{I})$ , then  $\mathbf{Q}\mathbf{v} \sim \mathcal{N}(\mathbf{0}, \sigma^2\mathbf{I})$ .

More often than not, we repeat an experiment multiple times independently with two alternative outcomes, say “success” and “failure”, and we want to model the overall number of successes. We are inevitably taken to the binomial distribution if each experiment is modeled as a Bernoulli distribution. This simulates the overall proportion of heads in a run of  $n$  separate coin flips.

**Definition 1.26 (Binomial Distribution)** A random variable  $x$  is said to follow the binomial distribution with parameter  $p \in (0, 1)$  and  $n \in \mathbb{N}$ , denoted by  $x \sim \text{Binom}(n, p)$





**Figure 1.3:** Density and contour plots (blue=low, yellow=high) for the multivariate Gaussian distribution over the  $\mathbb{R}^2$  space for various values of the covariance/scale matrix with zero-mean vector. Fig 1.3(a) and 1.3(d): A spherical covariance matrix has a circular shape; Fig 1.3(b) and 1.3(e): A diagonal covariance matrix is an **axis aligned** ellipse; Fig 1.3(c) and 1.3(f): A full covariance matrix has an elliptical shape.

if

$$f(x; n, p) = \binom{n}{x} p^x (1-p)^{n-x}.$$

The mean and variance of  $x \sim \text{Binom}(a, b)$  are given by

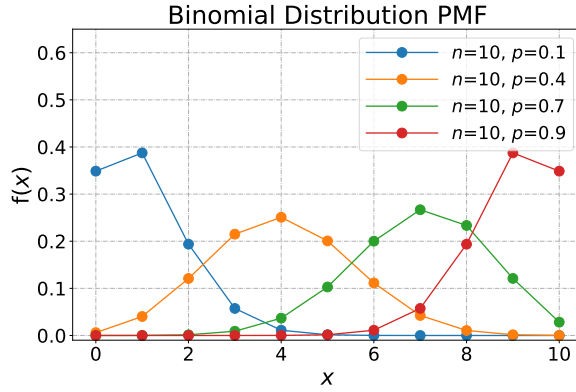
$$E[x] = np, \quad \text{Var}[x] = np(1-p).$$

Figure 1.4 compares different parameters of  $p$  with  $n = 10$  for the binomial distribution.

A distribution that is closely related to the Binomial distribution is called the Bernoulli distribution. A random variable is said to follow the *Bernoulli* distribution with parameter  $p \in (0, 1)$ , denoted as  $x \sim \text{Bern}(p)$ , if

$$f(x; p) = p\mathbb{1}\{x = 1\} + (1-p)\mathbb{1}\{x = 0\},$$

**Figure 1.4:** Binomial distribution probability mass functions for different values of the parameters  $p$  with  $n = 10$ .



with mean  $E[x] = p$  and variance  $\text{Var}[x] = p(1 - p)$ , respectively.

**Exercise 1.1 (Bernoulli and Binomial)** Show that if  $x = \sum_{i=1}^N y_i$  with  $y_i \stackrel{i.i.d.}{\sim} \text{Bern}(p)$ , then we have  $x \sim \text{Binom}(N, p)$ .

The *exponential* distribution is a probability distribution commonly used in modeling events occurring randomly over time, such as the time elapsed until the occurrence of a certain event, or the time between two consecutive events. It is a special Gamma distribution (see definition below) with support on nonnegative real values.

**Definition 1.27 (Exponential Distribution)** A random variable  $x$  is said to follow the exponential distribution with rate parameter  $\lambda > 0$ <sup>a</sup>, denoted by  $x \sim \mathcal{E}(\lambda)$ , if

$$f(x; \lambda) = \begin{cases} \lambda \exp(-\lambda x), & \text{if } x \geq 0; \\ 0, & \text{if } x < 0. \end{cases}$$

We will see this is equivalent to  $x \sim \mathcal{G}(1, \lambda)$ , a Gamma distribution. The mean and variance of  $x \sim \mathcal{E}(\lambda)$  are given by

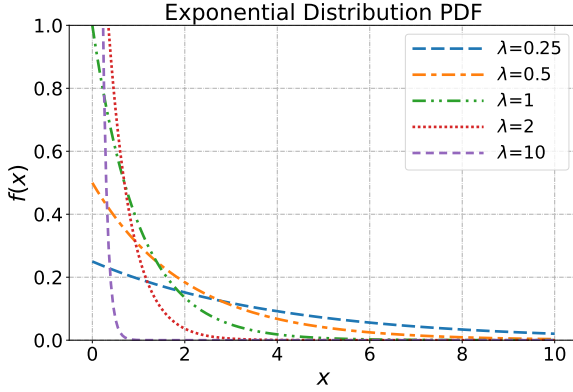
$$E[x] = \lambda^{-1}, \quad \text{Var}[x] = \lambda^{-2}.$$

The support of an exponential distribution is on  $(0, \infty)$ . Figure 1.5 compares different parameters  $\lambda$  for the exponential distribution.

a. Note the inverse rate parameter  $1/\lambda$  is called the scale parameter. In probability theory and statistics, the **location** parameter shifts the entire distribution left or right, e.g., the mean parameter of a Gaussian distribution; the **shape** parameter compresses or stretches the entire distribution; the **scale** parameter changes the shape of the distribution in some manner.

Note that the average  $\lambda^{-1}$  is the average time until the occurrence of the event of interest, interpreting  $\lambda$  as a rate parameter. An important property of the exponential distribution is that it is “memoryless,” meaning that the probability of waiting for an additional amount of time  $x$  depends only on  $x$ , not on the past waiting time.

**Remark 1.8: Property of Exponential Distribution**



**Figure 1.5:** Exponential probability density functions for different values of the rate parameter  $\lambda$ .

Let  $x \sim \mathcal{E}(\lambda)$ . Then we have  $p(x \geq x + s \mid x \geq s) = p(x \geq x)$ .

**Definition 1.28 (Gamma Distribution)** A random variable  $x$  is said to follow the Gamma distribution with shape parameter  $r > 0$  and rate parameter  $\lambda > 0$ , denoted by  $x \sim \mathcal{G}(r, \lambda)$ , if

$$f(x; r, \lambda) = \begin{cases} \frac{\lambda^r}{\Gamma(r)} x^{r-1} \exp(-\lambda x), & \text{if } x \geq 0. \\ 0, & \text{if } x < 0, \end{cases}$$

where  $\Gamma(x) = \int_0^\infty t^{x-1} \exp(-t) dt$  is the Gamma function, and we can just take it as a function to normalize the distribution into sum to 1. In special cases when  $y$  is a positive integer,  $\Gamma(y) = (y - 1)!$ . We will delay the introduction of Chi-squared distribution in Definition 4.1 (p. 78) when we discuss the distribution theory. While if  $x \sim \chi_{(p)}^2$ , i.e., follows the Chi-squared distribution. Then,  $x \sim \mathcal{G}(p/2, 1/2)$ , i.e., Chi-square distribution is a special case of the Gamma distribution. The mean and variance of  $x \sim \mathcal{G}(r, \lambda)$  are given by

$$E[x] = \frac{r}{\lambda}, \quad \text{Var}[x] = \frac{r}{\lambda^2}.$$

Figure 1.6 compares different parameters for the Gamma distribution and the Chi-square distribution.

It is important to note that the definition of the Gamma distribution does not constrain  $r$  to be a natural number; instead, it allows  $r$  to take any positive value. However, when  $r$  is a positive integer, the Gamma distribution can be interpreted as a sum of  $r$  exponentials of rate  $\lambda$  (see Definition 1.27). The summation property holds true more generally for Gamma variables with the same rate parameter. If  $x_1$  and  $x_2$  are random variables drawn from  $\mathcal{G}(r_1, \lambda)$  and  $\mathcal{G}(r_2, \lambda)$ , respectively, then their sum  $x_1 + x_2$  is a Gamma random variable from  $\mathcal{G}(r_1 + r_2, \lambda)$ .

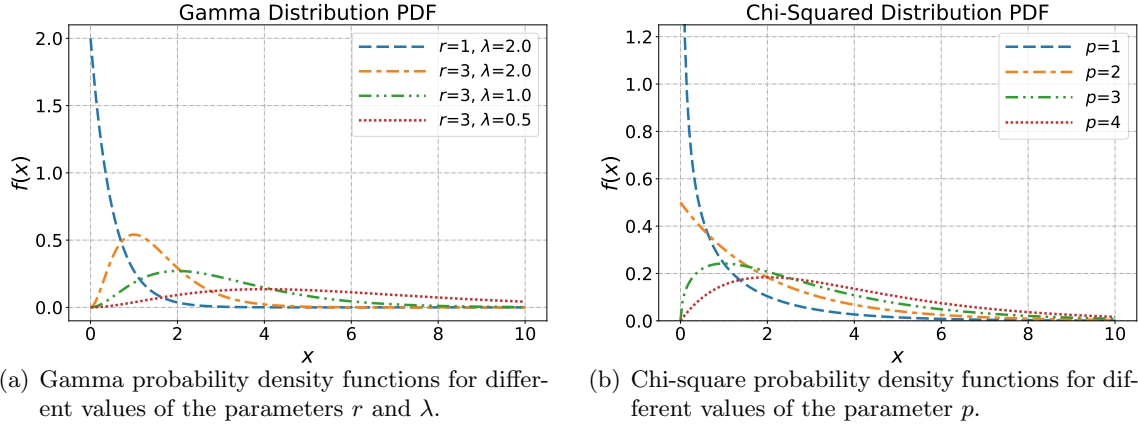
In the Gamma distribution definition, we observe that the Gamma function can be defined as follows:

$$\Gamma(y) = \int_0^\infty x^{y-1} e^{-x} dx, \quad y \geq 0.$$

Utilizing integration by parts  $\int_a^b u(x)v'(x)dx = u(x)v(x)|_a^b - \int_a^b u'(x)v(x)dx$ , where  $u(x) = x^{y-1}$  and  $v(x) = -e^{-x}$ , we derive

$$\begin{aligned}\Gamma(y) &= -x^{y-1}e^{-x}|_0^\infty - \int_0^\infty (y-1)x^{y-2}(-e^{-x})dx \\ &= 0 + (y-1) \int_0^\infty x^{y-2}e^{-x}dx \\ &= (y-1)\Gamma(y-1).\end{aligned}$$

This demonstrates that when  $y$  is a positive integer, the relationship  $\Gamma(y) = (y-1)!$  holds true.



**Figure 1.6:** Comparison between the Gamma distribution and Chi-square distribution (Definition 4.1, p. 78).

**Definition 1.29 (Inverse-Gamma Distribution)** A random variable  $x$  is said to follow the inverse-Gamma distribution with shape parameter  $r > 0$  and scale parameter  $\lambda > 0$ , denoted by  $x \sim \mathcal{G}^{-1}(r, \lambda)$ , if

$$f(x; r, \lambda) = \begin{cases} \frac{\lambda^r}{\Gamma(r)} x^{-r-1} \exp(-\frac{\lambda}{x}), & \text{if } x > 0; \\ 0, & \text{if } x \leq 0. \end{cases}$$

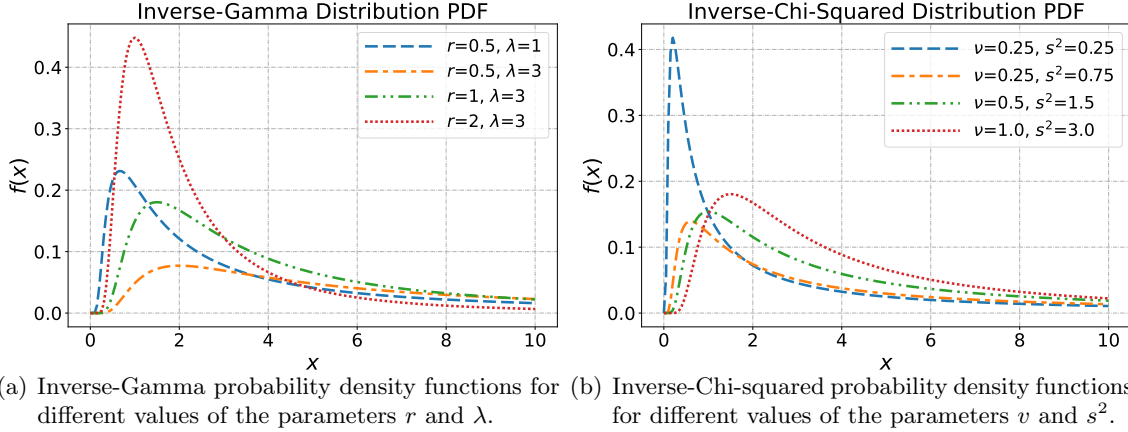
The mean and variance of inverse-Gamma distribution are given by

$$\mathbb{E}[x] = \begin{cases} \frac{\lambda}{r-1}, & \text{if } r \geq 1; \\ \infty, & \text{if } 0 < r < 1. \end{cases} \quad \text{Var}[x] = \begin{cases} \frac{\lambda^2}{(r-1)^2(r-2)}, & \text{if } r > 2; \\ \infty, & \text{if } 0 < r \leq 2. \end{cases}$$

Figure 1.7(a) illustrates the impact of different parameters  $r$  and  $\lambda$  for the inverse-Gamma distribution.

If  $x$  is Gamma distributed, then  $y = 1/x$  is inverse-Gamma distributed. Note that the inverse-Gamma density is not simply the Gamma density with  $x$  replaced by  $\frac{1}{y}$ . There is an

additional factor of  $y^{-2}$ .<sup>2</sup> The inverse-Gamma distribution is useful as a prior for positive parameters. It imparts a quite heavy tail and keeps probability further from zero than the Gamma distribution (see examples in Figure 1.7(a)).



**Figure 1.7:** Comparison between the inverse-Gamma distribution and inverse-Chi-squared distribution for different values of the parameters.

**Definition 1.30 (Inverse-Chi-Squared Distribution)** A random variable  $x$  is said to follow the inverse-Chi-squared distribution with parameter  $\nu > 0$  and  $s^2 > 0$ , denoted by  $x \sim \mathcal{G}^{-1}(\frac{\nu}{2}, \frac{\nu s^2}{2})$  if

$$f(x; \nu, s^2) = \begin{cases} \frac{(\frac{\nu s^2}{2})^{\frac{\nu}{2}}}{\Gamma(\frac{\nu}{2})} x^{-\frac{\nu}{2}-1} \exp(-\frac{\nu s^2}{2x}), & \text{if } x > 0; \\ 0, & \text{if } x \leq 0. \end{cases}$$

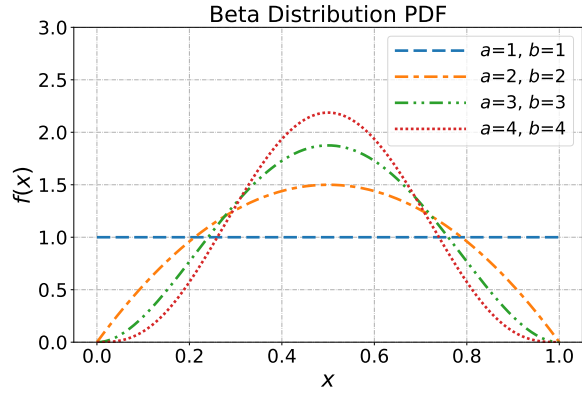
And it is also compactly denoted by  $x \sim \chi^{-2}(\nu, s^2)$ . The parameter  $\nu > 0$  is called the **degrees of freedom**, and  $s^2 > 0$  is the **scale parameter**. And it is also known as the **scaled inverse-Chi-squared distribution**. The mean and variance of the inverse-Chi-squared distribution are given by

$$\mathbb{E}[x] = \begin{cases} \frac{\nu s^2}{\nu - 2}, & \text{if } \nu \geq 2; \\ \infty, & \text{if } 0 < \nu < 2. \end{cases} \quad \text{Var}[x] = \begin{cases} \frac{2\nu^2 s^4}{(\nu - 2)^2(\nu - 4)}, & \text{if } \nu \geq 4; \\ \infty, & \text{if } 0 < \nu < 4. \end{cases}$$

To establish a connection with the inverse-Gamma distribution, we can set  $S = \nu s^2$ . Then the inverse-Chi-squared distribution can also be denoted by  $x \sim \mathcal{G}^{-1}(\frac{\nu}{2}, \frac{S}{2})$  if  $x \sim \chi^{-2}(\nu, s^2)$ , the form of which conforms to the univariate case of the inverse-Wishart

2. Which is from the *Jacobian in the change-of-variables formula*. A short proof is provided here. Let  $y = \frac{1}{x}$  where  $y \sim \mathcal{G}^{-1}(r, \lambda)$  and  $x \sim \mathcal{G}(r, \lambda)$ . Then,  $f(y)|dy| = f(x)|dx|$ , which results in  $f(y) = f(x) \left| \frac{dx}{dy} \right| = f(x)x^2 \stackrel{y=\frac{1}{x}}{=} \frac{\lambda^r}{\Gamma(r)} y^{-r-1} \exp(-\frac{\lambda}{y})$  for  $y > 0$ .

**Figure 1.8:** Beta distribution probability density functions for different values of the parameters  $a$  and  $b$ . When  $a = b = 1$ , the Beta distribution is the uniform distribution in the range of 0 and 1.



distribution (see Lu (2023)). And we will observe the similarities in the posterior parameters as well. Figure 1.7(b) illustrates the impact of different parameters  $\nu$  and  $s^2$  for the inverse-Chi-squared distribution.

**Definition 1.31 (Beta Distribution)** A random variable  $x$  is said to follow the Beta distribution with parameter  $a > 0$  and  $b > 0$ , denoted by  $x \sim \text{Beta}(a, b)$  if

$$f(x; a, b) = \begin{cases} \frac{1}{B(a, b)} x^{a-1} (1-x)^{b-1}, & \text{if } 0 \leq x \leq 1. \\ 0, & \text{otherwise,} \end{cases}$$

where  $B(a, b)$  is the Euler's Beta function and it can be seen as a normalization term. Equivalently,  $B(a, b)$  can be obtained by

$$B(a, b) = \frac{\Gamma(a)\Gamma(b)}{\Gamma(a+b)},$$

where  $\Gamma(\cdot)$  is the Gamma function. The mean and variance of  $x \sim \text{Beta}(a, b)$  are given by

$$E[x] = \frac{a}{a+b}, \quad \text{Var}[x] = \frac{ab}{(a+b+1)(a+b)^2}.$$

Figure 1.8 compares different parameters of  $a$  and  $b$  for Beta the distribution. When  $a = b = 1$ , the Beta distribution reduce to a uniform distribution in the range of 0 and 1.

## 🎀 Chapter 1 Problems 🎀

1. **Eigenvalue Characterization Theorem:** Prove that a matrix  $\mathbf{X}$  is positive definite if and only if it possesses exclusively *positive eigenvalues*. Similarly, a matrix  $\mathbf{X}$  is positive semidefinite if and only if it exhibits solely *nonnegative eigenvalues*.
2. Prove Remark 1.1 and Remark 1.2.
3. Demonstrate that the vector  $\ell_2$  norm, the matrix Frobenius norm, and the matrix spectral norm satisfy the three criteria outlined in Definition 1.18.

4. Suppose we can generate the univariate Gaussian variable  $\mathcal{N}(0, 1)$ . Show a way to generate the multivariate Gaussian variable  $\mathcal{N}(\boldsymbol{\mu}, \boldsymbol{\Sigma})$ , where  $\boldsymbol{\Sigma} = \mathbf{C}\mathbf{C}^\top$ ,  $\boldsymbol{\mu} \in \mathbb{R}^n$ , and  $\boldsymbol{\Sigma} \in \mathbb{R}^{n \times n}$ . *Hint: if  $x_1, x_2, \dots, x_n$  are i.i.d. from  $\mathcal{N}(0, 1)$ , and let  $\mathbf{x} = [x_1, x_2, \dots, x_n]^\top$ , then it follows that  $\mathbf{C}\mathbf{x} + \boldsymbol{\mu} \sim \mathcal{N}(\boldsymbol{\mu}, \boldsymbol{\Sigma})$ .*
5. Prove Lemma 1.6 and Lemma 1.7.
6. Following the Jacobian in the change-of-variables formula for the Gamma distribution and inverse-Gamma distribution, and the definition of the Chi-squared distribution provided in Definition 4.1 (p. 78), derive the Jacobian in the change-of-variables formula for the Chi-squared distribution and the inverse-Chi-squared distribution.

---

---

# CHAPTER 2

---

## LEAST SQUARES APPROXIMATIONS

### Contents

---

<b>2.1</b>	<b>Least Squares Approximations . . . . .</b>	<b>25</b>
<b>2.2</b>	<b>By Calculus . . . . .</b>	<b>25</b>
<b>2.3</b>	<b>By Algebra: Least Squares in Fundamental Theorem of Linear Algebra . . . . .</b>	<b>28</b>
2.3.1	Fundamental Theorem of Linear Algebra . . . . .	28
2.3.2	By Algebra: Least Squares in Fundamental Theorem of Linear Algebra . . . . .	30
<b>2.4</b>	<b>Least Squares via QR Decomposition for Full Column Rank Matrix . . . . .</b>	<b>31</b>
<b>2.5</b>	<b>Least Squares via UTV Decomposition for Rank-Deficient Matrix . . . . .</b>	<b>35</b>
<b>2.6</b>	<b>Least Squares via SVD for Rank-Deficient Matrix . . . . .</b>	<b>40</b>
<b>2.7</b>	<b>By Geometry and Orthogonal Projection . . . . .</b>	<b>45</b>
2.7.1	Properties of Symmetric and Idempotent Matrices . . . . .	46
2.7.2	By Geometry and Orthogonal Projection . . . . .	48
2.7.3	Properties of Orthogonal Projection Matrices . . . . .	52
<b>2.8</b>	<b>By Geometry with Noise Disturbance . . . . .</b>	<b>54</b>
<b>2.9</b>	<b>Alternating Least Squares* . . . . .</b>	<b>56</b>
	<b>Chapter 2 Problems . . . . .</b>	<b>63</b>

---



## 2.1. Least Squares Approximations



The linear model serves as a fundamental technique in regression problems, and its primary tool is the least squares approximation, aiming to minimize the sum of squared errors. This approach is particularly fitting when the goal is to identify the regression function that minimizes the corresponding expected squared error. Over the recent decades, linear models have been used in a wide range of applications, e.g., decision making (Dawes and Corrigan, 1974), time series (Christensen, 1991; Lu, 2017; Lu and Yi, 2022; Lu and Wu, 2022), and in many fields of study such as production science, social science, and soil science (Fox, 1997; Lane, 2002; Schaeffer, 2004; Mrode, 2014).

We consider the overdetermined system  $\mathbf{y} = \mathbf{X}\boldsymbol{\beta}$ , where  $\mathbf{X} \in \mathbb{R}^{n \times p}$  represents the input data matrix,  $\mathbf{y} \in \mathbb{R}^n$  is the observation vector (targets, responses, outputs), and the sample number  $n$  is larger than the dimension value  $p$ . The vector  $\boldsymbol{\beta}$  constitutes a vector of weights of the linear model. Normally,  $\mathbf{X}$  will have full column rank since the data from the real world has a large chance to be unrelated or can be made to have full column rank after post-processing (i.e., columns are linearly independent). In practice, a bias term is introduced in the first column of  $\mathbf{X}$  to enable the least squares method to find the solution for:

$$\widetilde{\mathbf{X}}\widetilde{\boldsymbol{\beta}} = [\mathbf{1}, \mathbf{X}] \begin{bmatrix} \beta_0 \\ \boldsymbol{\beta} \end{bmatrix} = \mathbf{y}. \quad (2.1)$$

For brevity, we denote  $\widetilde{\mathbf{X}}$  and  $\widetilde{\boldsymbol{\beta}}$  simply by  $\mathbf{X}$  and  $\boldsymbol{\beta}$ , respectively, in the following discussions without special mention. In other words, for each data point  $i \in \{1, 2, \dots, n\}$ , we have

$$y_i = \beta_0 + \beta_1 x_{i1} + \beta_2 x_{i2} + \dots + \beta_p x_{ip}.$$

It often happens that  $\mathbf{y} = \mathbf{X}\boldsymbol{\beta}$  has no solution. The usual reason is: too many equations, i.e., the matrix has more rows than columns. Define the column space of  $\mathbf{X}$  by  $\{\mathbf{X}\boldsymbol{\gamma} : \forall \boldsymbol{\gamma} \in \mathbb{R}^p\}$  and denoted by  $\mathcal{C}(\mathbf{X})$ . Thus, the meaning of  $\mathbf{y} = \mathbf{X}\boldsymbol{\beta}$  has no solution is that  $\mathbf{y}$  is outside the column space of  $\mathbf{X}$ . In other words, the error  $\mathbf{e} = \mathbf{y} - \mathbf{X}\boldsymbol{\beta}$  cannot get down to zero. When the error  $\mathbf{e}$  is as small as possible in the sense of the mean squared error (MSE),  $\hat{\boldsymbol{\beta}}$  is a least squares solution, i.e.,  $\|\mathbf{y} - \mathbf{X}\hat{\boldsymbol{\beta}}\|^2$  is minimized.

In the following sections, we will examine the least squares problem from the perspectives of calculus, linear algebra, and geometry.

## 2.2. By Calculus

When  $\|\mathbf{y} - \mathbf{X}\boldsymbol{\beta}\|^2$  is differentiable, and the parameter space of  $\boldsymbol{\beta}$  is covers the entire space  $\mathbb{R}^p$  (the least achievable value is obtained inside the parameter space), the least squares estimate must be the root of  $\|\mathbf{y} - \mathbf{X}\boldsymbol{\beta}\|^2$ . We thus come into the following lemma.

**Lemma 2.1: (Least Squares by Calculus)** Assume the observed data matrix  $\mathbf{X} \in \mathbb{R}^{n \times p}$  is fixed and has full rank (i.e., the columns of  $\mathbf{X}$  are linearly independent) with  $n \geq p$ . Consider the overdetermined system  $\mathbf{y} = \mathbf{X}\boldsymbol{\beta}$ , the least squares solution by calculus via setting the derivative in every direction of  $\|\mathbf{y} - \mathbf{X}\boldsymbol{\beta}\|^2$  to be zero is  $\hat{\boldsymbol{\beta}} = (\mathbf{X}^\top \mathbf{X})^{-1} \mathbf{X}^\top \mathbf{y}$

<sup>a</sup>. The value  $\hat{\beta} = (\mathbf{X}^\top \mathbf{X})^{-1} \mathbf{X}^\top \mathbf{y}$  is known as the *ordinary least squares (OLS)* estimate or simply least squares (LS) estimate of  $\beta$ .

a. This is known as the *first-order optimality condition* for local optima points. Note the proof of the first-order optimality condition for multivariate functions strongly relies on the first-order optimality conditions for one-dimensional functions, which is also known as the *Fermat's theorem*. See Problem 2.5.

To prove the lemma above, we must show that  $\mathbf{X}^\top \mathbf{X}$  is invertible. Since we assume  $\mathbf{X}$  has full rank and  $n \geq p$ ,  $\mathbf{X}^\top \mathbf{X} \in \mathbb{R}^{p \times p}$  is invertible if it has rank  $p$ , which is the same as the rank of  $\mathbf{X}$ .

**Lemma 2.2: (Rank of  $\mathbf{X}^\top \mathbf{X}$ )** For any matrix  $\mathbf{X}$ ,  $\mathbf{X}^\top \mathbf{X}$  and  $\mathbf{X}$  have same rank.

**Proof** [of Lemma 2.2] Let  $\eta \in \mathcal{N}(\mathbf{X})$ , i.e., in the null space of  $\mathbf{X}$  such that  $\mathbf{X}\eta = \mathbf{0}$ , we have

$$\mathbf{X}\eta = \mathbf{0} \quad \text{leads to} \quad \mathbf{X}^\top \mathbf{X}\eta = \mathbf{0},$$

i.e.,  $\eta \in \mathcal{N}(\mathbf{X})$  leads to  $\eta \in \mathcal{N}(\mathbf{X}^\top \mathbf{X})$ . Therefore,  $\mathcal{N}(\mathbf{X}) \subseteq \mathcal{N}(\mathbf{X}^\top \mathbf{X})$ .

Further, let  $\eta \in \mathcal{N}(\mathbf{X}^\top \mathbf{X})$ , we have

$$\mathbf{X}^\top \mathbf{X}\eta = \mathbf{0} \quad \text{leads to} \quad \eta^\top \mathbf{X}^\top \mathbf{X}\eta = 0 \quad \text{leads to} \quad \|\mathbf{X}\eta\|^2 = 0 \quad \text{leads to} \quad \mathbf{X}\eta = \mathbf{0},$$

i.e.,  $\eta \in \mathcal{N}(\mathbf{X}^\top \mathbf{X})$  leads to  $\eta \in \mathcal{N}(\mathbf{X})$ . Therefore,  $\mathcal{N}(\mathbf{X}^\top \mathbf{X}) \subseteq \mathcal{N}(\mathbf{X})$ . Through the “sandwiching” property, it follows that  $\mathcal{N}(\mathbf{X}) = \mathcal{N}(\mathbf{X}^\top \mathbf{X})$  and  $\dim(\mathcal{N}(\mathbf{X})) = \dim(\mathcal{N}(\mathbf{X}^\top \mathbf{X}))$ . Applying the fundamental theorem of linear algebra in Theorem 2.4 (p. 28), we conclude that  $\mathbf{X}^\top \mathbf{X}$  and  $\mathbf{X}$  have the same rank. ■

Applying the observation to  $\mathbf{X}^\top$ , we can also prove that  $\mathbf{X}\mathbf{X}^\top$  and  $\mathbf{X}$  share the same rank. The ordinary least squares estimate is a result of this conclusion.

**Proof** [of Lemma 2.1] Recalling from calculus that a function  $f(\beta)$  attains a minimum at a value  $\hat{\beta}$  when the gradient  $\frac{\partial}{\partial \beta} f(\beta) = \mathbf{0}$ . The gradient of  $\|\mathbf{y} - \mathbf{X}\beta\|^2$  is  $2\mathbf{X}^\top \mathbf{X}\beta - 2\mathbf{X}^\top \mathbf{y}$ .  $\mathbf{X}^\top \mathbf{X}$  is invertible since we assume  $\mathbf{X}$  is fixed and has full rank. So the OLS solution of  $\beta$  is  $\hat{\beta} = (\mathbf{X}^\top \mathbf{X})^{-1} \mathbf{X}^\top \mathbf{y}$ , from which the result follows. ■

**Definition 2.1 (Normal Equation)** We can express the zero gradient of  $\|\mathbf{y} - \mathbf{X}\beta\|^2$  as  $\mathbf{X}^\top \mathbf{X}\hat{\beta} = \mathbf{X}^\top \mathbf{y}$ . The equation is also known as the **normal equation**. Given the assumption that  $\mathbf{X}$  has full rank with  $n \geq p$ , the invertibility of  $\mathbf{X}^\top \mathbf{X}$  implies the solution  $\hat{\beta} = (\mathbf{X}^\top \mathbf{X})^{-1} \mathbf{X}^\top \mathbf{y}$ .

However, we lack certainty about whether the least squares estimate obtained in Lemma 2.1 is the smallest, largest, or neither. A illustrative example is depicted in Figure 2.1. Our understanding is limited to the existence of a single root for the function  $\|\mathbf{y} - \mathbf{X}\beta\|^2$ , which is a necessary condition for the attainment of the minimum value rather a sufficient condition. Further clarification on this issue is provided in the following remark; while an alternative clarification can be established through convex analysis (see Section 2.9).

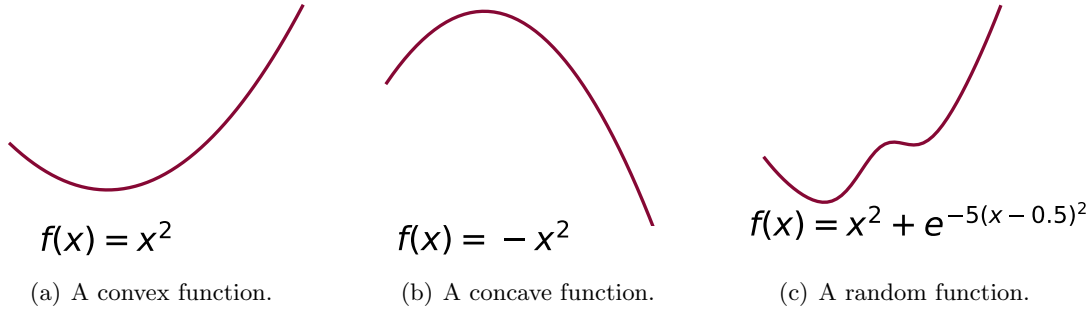


Figure 2.1: Three functions.

### Remark 2.3: Verification of Least Squares Solution

Why does the zero gradient imply the least mean squared error? We refrain from delving into a convex description here, as we will shortly see, to maintain simplicity. However, we directly confirm that the OLS solution indeed minimizes the sum of squared errors. For any  $\beta \neq \hat{\beta}$ , we observe that

$$\begin{aligned}
 \|\mathbf{y} - \mathbf{X}\beta\|^2 &= \|\mathbf{y} - \mathbf{X}\hat{\beta} + \mathbf{X}\hat{\beta} - \mathbf{X}\beta\|^2 \\
 &= \|\mathbf{y} - \mathbf{X}\hat{\beta} + \mathbf{X}(\hat{\beta} - \beta)\|^2 \\
 &= \|\mathbf{y} - \mathbf{X}\hat{\beta}\|^2 + \|\mathbf{X}(\hat{\beta} - \beta)\|^2 + 2(\mathbf{X}(\hat{\beta} - \beta))^\top (\mathbf{y} - \mathbf{X}\hat{\beta}) \\
 &= \|\mathbf{y} - \mathbf{X}\hat{\beta}\|^2 + \|\mathbf{X}(\hat{\beta} - \beta)\|^2 + 2(\hat{\beta} - \beta)^\top (\mathbf{X}^\top \mathbf{y} - \mathbf{X}^\top \mathbf{X}\hat{\beta}),
 \end{aligned}$$

where the third term is zero from the normal equation, and it also follows that  $\|\mathbf{X}(\hat{\beta} - \beta)\|^2 \geq 0$ . Therefore,

$$\|\mathbf{y} - \mathbf{X}\beta\|^2 \geq \|\mathbf{y} - \mathbf{X}\hat{\beta}\|^2.$$

Thus, we show that the OLS estimate indeed corresponds to the minimum, rather than the maximum or a saddle point via calculus approach. In fact, the condition arising from the least squares estimate is also referred to as the *sufficiency of stationarity under convexity*. When  $\beta$  is defined across the entire space  $\mathbb{R}^p$ , this condition is alternatively recognized as the *necessity and sufficiency of stationarity under convexity*.

A further question would be posed: Why does this normal equation magically produce the solution for  $\beta$ ? A simple example would give the answer.  $x^2 = -1$  has no real solution. But  $x \cdot x^2 = x \cdot (-1)$  has a real solution  $\hat{x} = 0$ , in which case  $\hat{x}$  makes  $x^2$  and  $-1$  as close as possible.

**Example 1 (Multiplying From Left Can Change The Solution Set)** Consider the matrix

$$\mathbf{X} = \begin{bmatrix} -3 & -4 \\ 4 & 6 \\ 1 & 1 \end{bmatrix} \quad \text{and} \quad \mathbf{y} = \begin{bmatrix} 1 \\ -1 \\ 0 \end{bmatrix}.$$

It can be easily verified that  $\mathbf{X}\boldsymbol{\beta} = \mathbf{y}$  has no solution for  $\boldsymbol{\beta}$ . However, if we multiply from left by

$$\mathbf{Y} = \begin{bmatrix} 0 & -1 & 6 \\ 0 & 1 & -4 \end{bmatrix}.$$

Then we have  $\hat{\boldsymbol{\beta}} = [1/2, -1/2]^\top$  as the solution to  $\mathbf{Y}\mathbf{X}\boldsymbol{\beta} = \mathbf{Y}\mathbf{y}$ . This specific example shows why the normal equation can give rise to the least squares solution. Multiplying from the left of a linear system will change the solution set. The normal equation, especially, results in the least squares solution.

### Rank-Deficiency

Note here and in most of our discussions, we assume  $\mathbf{X} \in \mathbb{R}^{n \times p}$  has full rank with  $n \geq p$  to make  $\mathbf{X}^\top \mathbf{X}$  invertible. However, when two or more columns of  $\mathbf{X}$  are perfectly correlated, the matrix  $\mathbf{X}$  will be deficient, and  $\mathbf{X}^\top \mathbf{X}$  becomes singular. To address this issue, choosing the  $\boldsymbol{\beta}$  that minimizes  $\hat{\boldsymbol{\beta}}^\top \hat{\boldsymbol{\beta}}$  and meets the normal equation can help to solve the problem. That is, choosing the shortest magnitude least squares solution. But this is not the main interest of the text. We will leave this topic to the readers. In Section 2.5 and 2.6, we will discuss how to use the UTV and singular value decomposition to tackle rank-deficient matrices.

## 2.3. By Algebra: Least Squares in Fundamental Theorem of Linear Algebra

### 2.3.1 Fundamental Theorem of Linear Algebra

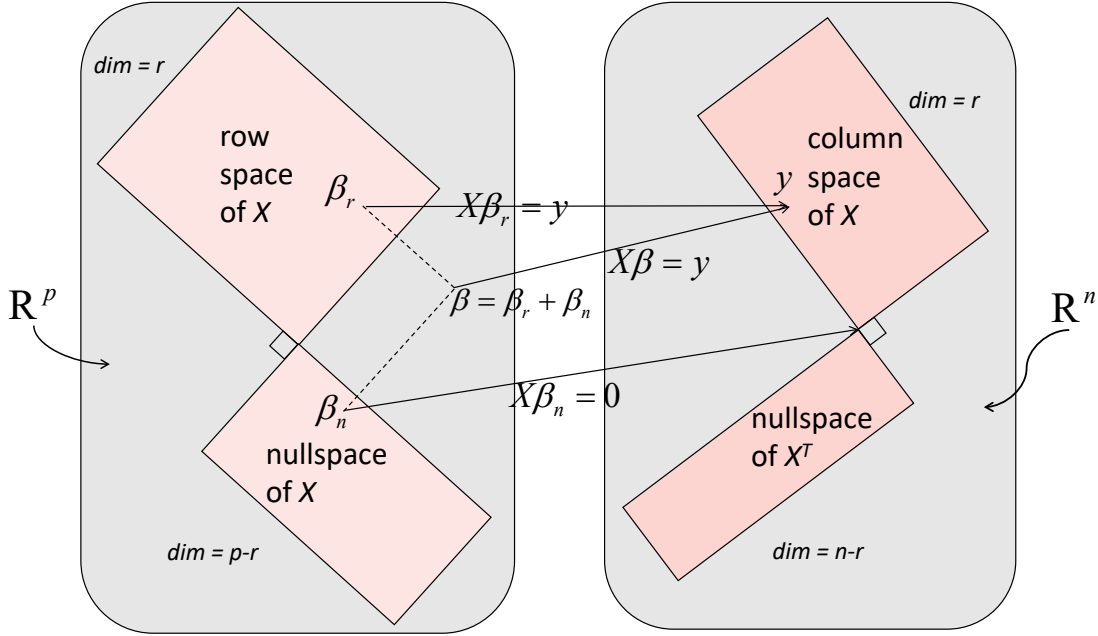
For any matrix  $\mathbf{X} \in \mathbb{R}^{n \times p}$ , it can be readily verified that any vector in the row space of  $\mathbf{X}$  is perpendicular to any vector in the null space of  $\mathbf{X}$ . Suppose  $\boldsymbol{\beta}_n \in \mathcal{N}(\mathbf{X})$ , then  $\mathbf{X}\boldsymbol{\beta}_n = \mathbf{0}$  such that  $\boldsymbol{\beta}_n$  is perpendicular to every row of  $\mathbf{X}$ , supporting our claim. This implies the row space of  $\mathbf{X}$  is the orthogonal complement to the null space of  $\mathbf{X}$ .

Similarly, we can also show that any vector in the column space of  $\mathbf{X}$  is perpendicular to any vector in the null space of  $\mathbf{X}^\top$ . Furthermore, the column space of  $\mathbf{X}$  together with the null space of  $\mathbf{X}^\top$  span the entire space of  $\mathbb{R}^n$  which is known as the fundamental theorem of linear algebra.

**Theorem 2.4: (Fundamental Theorem of Linear Algebra)** Orthogonal Complement and Rank-Nullity Theorem: for any matrix  $\mathbf{X} \in \mathbb{R}^{n \times p}$ , we have

- The null space  $\mathcal{N}(\mathbf{X})$  is the orthogonal complement to the row space  $\mathcal{C}(\mathbf{X}^\top)$  in  $\mathbb{R}^p$ :  $\dim(\mathcal{N}(\mathbf{X})) + \dim(\mathcal{C}(\mathbf{X}^\top)) = p$ ;

- The null space  $\mathcal{N}(\mathbf{X}^\top)$  is the orthogonal complement to the column space  $\mathcal{C}(\mathbf{X})$  in  $\mathbb{R}^n$ :  $\dim(\mathcal{N}(\mathbf{X}^\top)) + \dim(\mathcal{C}(\mathbf{X})) = n$ ;
- For rank- $r$  matrix  $\mathbf{X}$ ,  $\dim(\mathcal{C}(\mathbf{X}^\top)) = \dim(\mathcal{C}(\mathbf{X})) = r$ , that is,  $\dim(\mathcal{N}(\mathbf{X})) = p - r$  and  $\dim(\mathcal{N}(\mathbf{X}^\top)) = n - r$ .



**Figure 2.2:** Two pairs of orthogonal subspaces in  $\mathbb{R}^p$  and  $\mathbb{R}^n$ .  $\dim(\mathcal{C}(\mathbf{X}^\top)) + \dim(\mathcal{N}(\mathbf{X})) = p$  and  $\dim(\mathcal{N}(\mathbf{X}^\top)) + \dim(\mathcal{C}(\mathbf{X})) = n$ . The null space component goes to zero as  $\mathbf{X}\beta_n = \mathbf{0} \in \mathbb{R}^n$ . Simultaneously, the row space component transforms into the column space by  $\mathbf{X}\beta_r = \mathbf{X}(\beta_r + \beta_n) = \mathbf{y} \in \mathcal{C}(\mathbf{X})$ .

The fundamental theorem contains two parts, the dimension of the subspaces and the orthogonality of the subspaces. The orthogonality can be readily verified as we have shown at the beginning of this section. When the row space has dimension  $r$ , the null space has dimension  $p - r$ . This cannot be easily stated, and we prove it as follows.

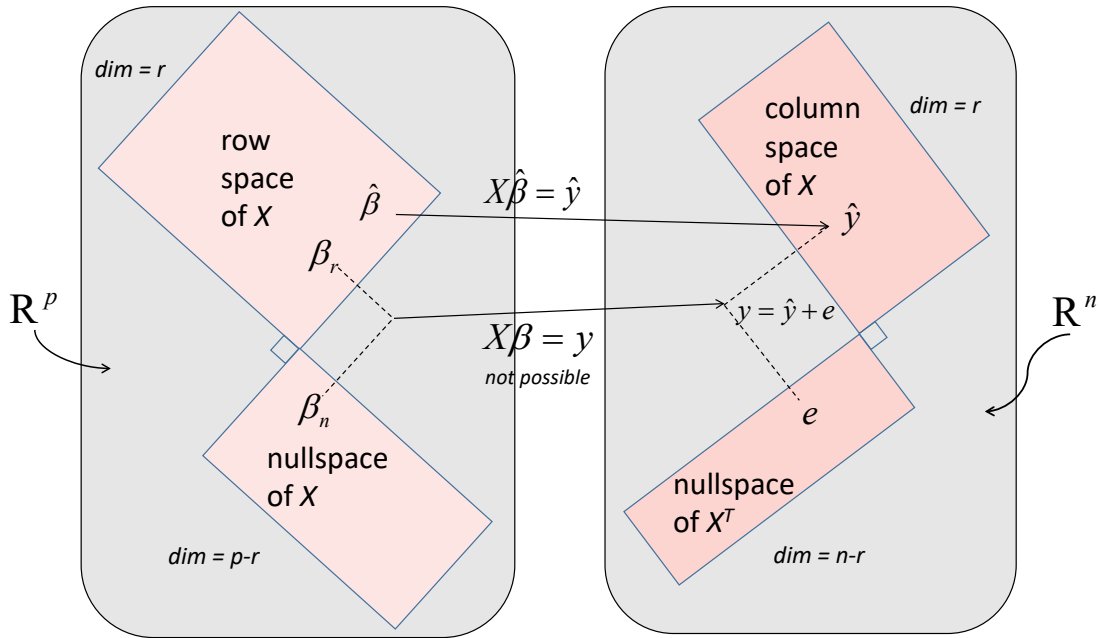
**Proof** [of Theorem 2.4] Following the proof of Lemma A.1 (p. 157), let  $\mathbf{r}_1, \mathbf{r}_2, \dots, \mathbf{r}_r$  be a set of vectors in  $\mathbb{R}^p$  that form a basis for the row space. Then,  $\mathbf{X}\mathbf{r}_1, \mathbf{X}\mathbf{r}_2, \dots, \mathbf{X}\mathbf{r}_r$  is a basis for the column space of  $\mathbf{X}$ . Let  $\mathbf{n}_1, \mathbf{n}_2, \dots, \mathbf{n}_k \in \mathbb{R}^p$  form a basis for the null space of  $\mathbf{X}$ . Following again the proof of Lemma A.1 (p. 157),  $\mathcal{N}(\mathbf{X}) \perp \mathcal{C}(\mathbf{X}^\top)$ , thus,  $\mathbf{r}_1, \mathbf{r}_2, \dots, \mathbf{r}_r$  are perpendicular to  $\mathbf{n}_1, \mathbf{n}_2, \dots, \mathbf{n}_k$ . Then,  $\{\mathbf{r}_1, \mathbf{r}_2, \dots, \mathbf{r}_r, \mathbf{n}_1, \mathbf{n}_2, \dots, \mathbf{n}_k\}$  is linearly independent in  $\mathbb{R}^p$ .

For any vector  $\beta \in \mathbb{R}^p$ ,  $\mathbf{X}\beta$  is in the column space of  $\mathbf{X}$ . Thus, it can be expressed as a linear combination of  $\mathbf{X}\mathbf{r}_1, \mathbf{X}\mathbf{r}_2, \dots, \mathbf{X}\mathbf{r}_r$ :  $\mathbf{X}\beta = \sum_{i=1}^r a_i \mathbf{X}\mathbf{r}_i$ , which states that  $\mathbf{X}(\beta - \sum_{i=1}^r a_i \mathbf{r}_i) = \mathbf{0}$ , and  $\beta - \sum_{i=1}^r a_i \mathbf{r}_i$  is thus in  $\mathcal{N}(\mathbf{X})$ . Since  $\{\mathbf{n}_1, \mathbf{n}_2, \dots, \mathbf{n}_k\}$  is a basis for the null space of  $\mathbf{X}$ ,  $\beta - \sum_{i=1}^r a_i \mathbf{r}_i$  can be expressed by a combination of  $\mathbf{n}_1, \mathbf{n}_2, \dots, \mathbf{n}_k$ :  $\beta - \sum_{i=1}^r a_i \mathbf{r}_i = \sum_{j=1}^k b_j \mathbf{n}_j$ , i.e.,  $\beta = \sum_{i=1}^r a_i \mathbf{r}_i + \sum_{j=1}^k b_j \mathbf{n}_j$ . That is, any vector  $\beta \in \mathbb{R}^p$

can be expressed by  $\{\mathbf{r}_1, \mathbf{r}_2, \dots, \mathbf{r}_r, \mathbf{n}_1, \mathbf{n}_2, \dots, \mathbf{n}_k\}$  and the set forms a basis for  $\mathbb{R}^p$ . Thus the dimension sum to  $p$ :  $r + k = p$ , i.e.,  $\dim(\mathcal{N}(\mathbf{X})) + \dim(\mathcal{C}(\mathbf{X}^\top)) = p$ . Similarly, we can prove  $\dim(\mathcal{N}(\mathbf{X}^\top)) + \dim(\mathcal{C}(\mathbf{X})) = n$ . ■

Figure 2.2 demonstrates two pairs of such orthogonal subspaces and shows how  $\mathbf{X}$  takes  $\boldsymbol{\beta}$  into the column space. The dimensions of the row space of  $\mathbf{X}$  and the null space of  $\mathbf{X}$  add to  $p$ . And the dimensions of the column space of  $\mathbf{X}$  and the null space of  $\mathbf{X}^\top$  add to  $n$ . The null space component goes to zero as  $\mathbf{X}\boldsymbol{\beta}_n = \mathbf{0} \in \mathbb{R}^n$ , which is the intersection of the column space of  $\mathbf{X}$  and the null space of  $\mathbf{X}^\top$ . The row space component transforms into the column space as  $\mathbf{X}\boldsymbol{\beta}_r = \mathbf{X}(\boldsymbol{\beta}_r + \boldsymbol{\beta}_n) = \mathbf{y} \in \mathcal{C}(\mathbf{X})$ .

### 2.3.2 By Algebra: Least Squares in Fundamental Theorem of Linear Algebra



**Figure 2.3:** Least squares:  $\hat{\boldsymbol{\beta}}$  minimizes  $\|\mathbf{y} - \mathbf{X}\boldsymbol{\beta}\|^2$ .  $\hat{\boldsymbol{\beta}}$  is in the row space of  $\mathbf{X}$ .  $\mathbf{e} = \mathbf{y} - \mathbf{X}\hat{\boldsymbol{\beta}}$  is in the null space of  $\mathbf{X}^\top$ .

The solution to the least squares problem aims to minimize the error  $\mathbf{y} - \mathbf{X}\boldsymbol{\beta}$  in terms of mean squared error. Since  $\mathbf{X}\boldsymbol{\beta}$  is a combination of the columns of  $\mathbf{X}$ , it remains within the column space of  $\mathbf{X}$ . Therefore, the optimal choice is to select the nearest point to  $\mathbf{y}$  within the column space (Strang, 1993; Lu, 2021). This point is the projection  $\hat{\mathbf{y}}$  of  $\mathbf{y}$  onto the column space of  $\mathbf{X}$ . Then the error vector  $\mathbf{e} = \mathbf{y} - \hat{\mathbf{y}}$  has the minimum length. In other words, the best combination  $\hat{\mathbf{y}} = \mathbf{X}\hat{\boldsymbol{\beta}}$  is the projection of  $\mathbf{y}$  onto the column space. The error  $\mathbf{e}$  is perpendicular to the column space. Therefore,  $\mathbf{e} = \mathbf{y} - \mathbf{X}\hat{\boldsymbol{\beta}}$  is in the null space

of  $\mathbf{X}^\top$  (from the fundamental theorem of linear algebra):

$$\mathbf{X}^\top(\mathbf{y} - \mathbf{X}\hat{\boldsymbol{\beta}}) = \mathbf{0} \quad \text{or} \quad \mathbf{X}^\top\mathbf{y} = \mathbf{X}^\top\mathbf{X}\hat{\boldsymbol{\beta}},$$

which agrees with the normal equation as we have defined in the calculus section. The relationship between  $\mathbf{e}$  and  $\hat{\mathbf{y}}$  is shown in Figure 2.3, where  $\mathbf{y}$  is decomposed into  $\hat{\mathbf{y}} + \mathbf{e}$ . We can always find this decomposition since the column space of  $\mathbf{X}$  and the null space of  $\mathbf{X}^\top$  are orthogonal complement to each other, and they collectively span the entire space of  $\mathbb{R}^n$ . Moreover, it can be demonstrated that the OLS estimate  $\hat{\boldsymbol{\beta}}$  resides in the row space of  $\mathbf{X}$ , i.e., it cannot be decomposed into a combination of two components—one in the row space of  $\mathbf{X}$  and the other in the null space of  $\mathbf{X}$  (refer to the expression for  $\hat{\boldsymbol{\beta}}$  via the pseudo-inverse of  $\mathbf{X}$  in Section 2.6, where  $\hat{\boldsymbol{\beta}}$  is presented as a linear combination of the orthonormal basis of the row space).

To conclude, we avoid solving the equation  $\mathbf{y} = \mathbf{X}\boldsymbol{\beta}$  by removing  $\mathbf{e}$  from  $\mathbf{y}$  and addressing  $\hat{\mathbf{y}} = \mathbf{X}\hat{\boldsymbol{\beta}}$  instead, i.e.,

$$\mathbf{X}\boldsymbol{\beta} = \mathbf{y} = \hat{\mathbf{y}} + \mathbf{e} \text{ is impossible;} \quad \mathbf{X}\hat{\boldsymbol{\beta}} = \hat{\mathbf{y}} \text{ is possible.}$$

Prior to delving into the geometric aspects of least squares, we will first elucidate least squares through QR decomposition and singular value decomposition (SVD), as they constitute fundamental components for the subsequent discussions.

## 2.4. Least Squares via QR Decomposition for Full Column Rank Matrix

In many applications, we are interested in the column space of a matrix  $\mathbf{X} = [\mathbf{x}_1, \mathbf{x}_2, \dots, \mathbf{x}_p] \in \mathbb{R}^{n \times p}$ . The successive spaces spanned by the columns  $\mathbf{x}_1, \mathbf{x}_2, \dots$  of  $\mathbf{X}$  are

$$\mathcal{C}([\mathbf{x}_1]) \subseteq \mathcal{C}([\mathbf{x}_1, \mathbf{x}_2]) \subseteq \mathcal{C}([\mathbf{x}_1, \mathbf{x}_2, \mathbf{x}_3]) \subseteq \dots,$$

where  $\mathcal{C}([\dots])$  is the subspace spanned by the vectors included in the brackets. Moreover, the notion of orthogonal or orthonormal bases within the column space plays a crucial role in various algorithms, allowing for efficient computations and interpretations. The idea of QR decomposition involves the construction of a sequence of orthonormal vectors  $\mathbf{q}_1, \mathbf{q}_2, \dots$  that span the same successive subspaces. That is,

$$\mathcal{C}([\mathbf{q}_1]) = \mathcal{C}([\mathbf{x}_1]), \quad \mathcal{C}([\mathbf{q}_1, \mathbf{q}_2]) = \mathcal{C}([\mathbf{x}_1, \mathbf{x}_2]), \quad \mathcal{C}([\mathbf{q}_1, \mathbf{q}_2, \mathbf{q}_3]) = \mathcal{C}([\mathbf{x}_1, \mathbf{x}_2, \mathbf{x}_3]), \dots$$

We illustrate the result of QR decomposition in the following theorem. And in Appendix B.2 (p. 172), we provide rigorous proof for its existence.

**Theorem 2.5: (QR Decomposition)** Every  $n \times p$  matrix  $\mathbf{X} = [\mathbf{x}_1, \mathbf{x}_2, \dots, \mathbf{x}_p]$  (whether independent or dependent columns) with  $n \geq p$  admits the following decomposition:

$$\mathbf{X} = \mathbf{Q}\mathbf{R},$$

where

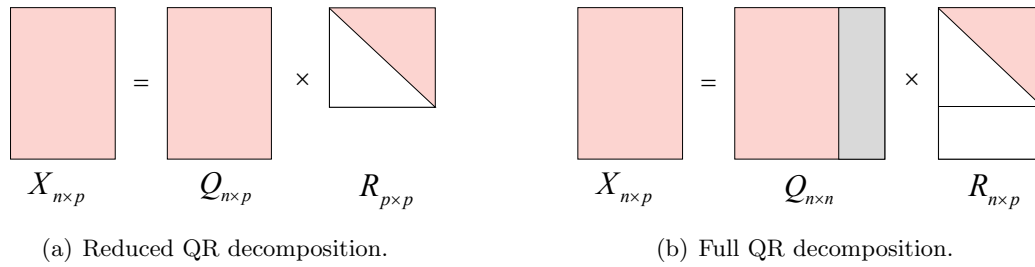
1. **Reduced:**  $\mathbf{Q}$  is  $n \times p$  with orthonormal columns, and  $\mathbf{R}$  is an  $p \times p$  upper triangular matrix, known as the **reduced QR decomposition**;

2. **Full:**  $\mathbf{Q}$  is  $n \times n$  with orthonormal columns, and  $\mathbf{R}$  is an  $n \times p$  upper triangular matrix, known as the **full QR decomposition**. If we further restrict the upper triangular matrix to be a square matrix, the full QR decomposition can be denoted by

$$\mathbf{X} = \mathbf{Q} \begin{bmatrix} \mathbf{R}_0 \\ \mathbf{0} \end{bmatrix},$$

where  $\mathbf{R}_0$  is an  $p \times p$  upper triangular matrix.

Specifically, when  $\mathbf{X}$  has full rank, i.e.,  $\mathbf{X}$  has linearly independent columns,  $\mathbf{R}$  also exhibits linearly independent columns, and  $\mathbf{R}$  is nonsingular in the *reduced* case. This implies that the diagonals of  $\mathbf{R}$  are nonzero. Under this condition, when we further restrict elements on the diagonal of  $\mathbf{R}$  to be positive, the *reduced* QR decomposition is **unique**. The *full* QR decomposition is normally not unique since the right-most  $(n - p)$  columns in  $\mathbf{Q}$  can be arranged in any order.



**Figure 2.4:** Comparison of reduced and full QR decomposition for matrix  $\mathbf{X} \in \mathbb{R}^{n \times p}$ . White entries are zero, and red entries are not necessarily zero. Gray columns denote silent columns.

If we obtain the reduced QR decomposition, a full QR decomposition of an  $n \times p$  matrix with linearly independent columns goes further by appending additional  $n - p$  orthonormal columns to  $\mathbf{Q}$ , transforming it into an  $n \times n$  orthogonal matrix. Simultaneously,  $\mathbf{R}$  is augmented with rows of zeros to attain an  $n \times p$  upper triangular matrix. We refer to the additional columns in  $\mathbf{Q}$  as *silent columns* and the additional rows in  $\mathbf{R}$  as *silent rows*. The difference between the reduced and the full QR decomposition is shown in Figure 2.4, where silent columns in  $\mathbf{Q}$  are denoted in gray, blank entries indicate zero elements, and red entries are elements that are not necessarily zero.

In the least squares solution (Lemma 2.1), the inverse of  $\mathbf{X}^\top \mathbf{X}$  is not easy to compute, we can then use QR decomposition to find the least squares solution as illustrated in the following theorem.

**Theorem 2.6: (LS via QR for Full Column Rank Matrix)** Given  $\mathbf{X} \in \mathbb{R}^{n \times p}$ ,  $\mathbf{X} = \mathbf{Q}\mathbf{R}$  represents its full QR decomposition with  $\mathbf{Q} \in \mathbb{R}^{n \times n}$  being an orthogonal matrix,  $\mathbf{R} \in \mathbb{R}^{n \times p}$  being an upper triangular matrix appended by additional  $n - p$  zero rows, and  $\mathbf{X}$  has full column rank with  $n \geq p$ . Suppose  $\mathbf{R} = \begin{bmatrix} \mathbf{R}_1 \\ \mathbf{0} \end{bmatrix}$ , where  $\mathbf{R}_1 \in \mathbb{R}^{p \times p}$



is the square upper triangular matrix within  $\mathbf{R}$ , and  $\mathbf{y} \in \mathbb{R}^n$ , then the LS solution to  $\mathbf{X}\boldsymbol{\beta} = \mathbf{y}$  is given by

$$\hat{\boldsymbol{\beta}} = \mathbf{R}_1^{-1}\mathbf{c},$$

where  $\mathbf{c}$  contains the first  $p$  components of  $\mathbf{Q}^\top \mathbf{y}$ .

**Proof** [of Theorem 2.6] Since  $\mathbf{X} = \mathbf{QR}$  is the full QR decomposition of  $\mathbf{X}$  and  $n \geq p$ , the last  $n - p$  rows of  $\mathbf{R}$  are zero as shown in Figure 2.4. Then,  $\mathbf{R}_1 \in \mathbb{R}^{p \times p}$  is the square upper triangular in  $\mathbf{R}$  and  $\mathbf{Q}^\top \mathbf{X} = \mathbf{R} = \begin{bmatrix} \mathbf{R}_1 \\ \mathbf{0} \end{bmatrix}$ . Write out the loss function,

$$\begin{aligned} \|\mathbf{X}\boldsymbol{\beta} - \mathbf{y}\|^2 &= (\mathbf{X}\boldsymbol{\beta} - \mathbf{y})^\top (\mathbf{X}\boldsymbol{\beta} - \mathbf{y}) \\ &= (\mathbf{X}\boldsymbol{\beta} - \mathbf{y})^\top \mathbf{Q}\mathbf{Q}^\top (\mathbf{X}\boldsymbol{\beta} - \mathbf{y}) && \text{(Since } \mathbf{Q} \text{ is an orthogonal matrix)} \\ &= \left\| \mathbf{Q}^\top \mathbf{X}\boldsymbol{\beta} - \mathbf{Q}^\top \mathbf{y} \right\|^2 && \text{(Invariant under orthogonal)} \\ &= \left\| \begin{bmatrix} \mathbf{R}_1 \\ \mathbf{0} \end{bmatrix} \boldsymbol{\beta} - \mathbf{Q}^\top \mathbf{y} \right\|^2 \\ &= \|\mathbf{R}_1\boldsymbol{\beta} - \mathbf{c}\|^2 + \|\mathbf{d}\|^2 \end{aligned}$$

where  $\mathbf{c}$  is the first  $p$  components of  $\mathbf{Q}^\top \mathbf{y}$ , and  $\mathbf{d}$  is the last  $n - p$  components of  $\mathbf{Q}^\top \mathbf{y}$ . Then the OLS solution can be calculated by performing back substitution on the upper triangular system  $\mathbf{R}_1\boldsymbol{\beta} = \mathbf{c}$ , i.e.,  $\hat{\boldsymbol{\beta}} = \mathbf{R}_1^{-1}\mathbf{c}$ .  $\blacksquare$

The inverse of an upper triangular matrix  $\mathbf{R}_1 \in \mathbb{R}^{p \times p}$  requires  $\frac{1}{3}p^3$  floating-point operations (flops). However, the inverse of a basic  $p \times p$  nonsingular matrix (in our case, the inverse of  $\mathbf{X}^\top \mathbf{X}$ ) requires  $2p^3$  flops (Lu, 2021, 2022). Consequently, we can mitigate the computational complexity by employing QR decomposition for OLS instead of directly computing the matrix inverse.

To verify Theorem 2.6, given the full QR decomposition of  $\mathbf{X} = \mathbf{QR}$ , where  $\mathbf{Q} \in \mathbb{R}^{n \times n}$  and  $\mathbf{R} \in \mathbb{R}^{n \times p}$ . Together with the OLS solution from calculus, we obtain

$$\begin{aligned} \hat{\boldsymbol{\beta}} &= (\mathbf{X}^\top \mathbf{X})^{-1} \mathbf{X}^\top \mathbf{y} \\ &= (\mathbf{R}^\top \mathbf{Q}^\top \mathbf{Q} \mathbf{R})^{-1} \mathbf{R}^\top \mathbf{Q}^\top \mathbf{y} = (\mathbf{R}^\top \mathbf{R})^{-1} \mathbf{R}^\top \mathbf{Q}^\top \mathbf{y} \\ &= (\mathbf{R}_1^\top \mathbf{R}_1)^{-1} \mathbf{R}^\top \mathbf{Q}^\top \mathbf{y} = \mathbf{R}_1^{-1} \mathbf{R}_1^{-\top} \mathbf{R}^\top \mathbf{Q}^\top \mathbf{y} \\ &= \mathbf{R}_1^{-1} \mathbf{R}_1^{-\top} \mathbf{R}_1^\top \mathbf{Q}_1^\top \mathbf{y} = \mathbf{R}_1^{-1} \mathbf{Q}_1^\top \mathbf{y}, \end{aligned} \tag{2.2}$$

where  $\mathbf{R} = \begin{bmatrix} \mathbf{R}_1 \\ \mathbf{0} \end{bmatrix}$  and  $\mathbf{R}_1 \in \mathbb{R}^{p \times p}$  is an upper triangular matrix, and  $\mathbf{Q}_1 = \mathbf{Q}_{1:n,1:p} \in \mathbb{R}^{n \times p}$  contains the first  $p$  columns of  $\mathbf{Q}$  (i.e.,  $\mathbf{Q}_1 \mathbf{R}_1$  is the reduced QR decomposition of  $\mathbf{X}$ ). Then the result of Equation (2.2) agrees with Theorem 2.6.

In conclusion, through QR decomposition, we directly obtain the least squares result, establishing the content of Theorem 2.6. Additionally, we indirectly validate the OLS result from calculus using QR decomposition. The consistency between these two approaches is evident.

**Complexity.** In the least squares solution using QR decomposition, it is unnecessary to compute the orthogonal matrix  $\mathbf{Q}$  entirely. This can be observed by performing the *Householder algorithm*<sup>1</sup> on the augmented matrix  $[\mathbf{X} \mid \mathbf{y}]$ :

$$[\mathbf{X} \mid \mathbf{y}] \rightarrow \mathbf{Q}^\top [\mathbf{X} \mid \mathbf{y}] = \begin{bmatrix} \mathbf{Q}_1^\top \\ \mathbf{Q}_2^\top \end{bmatrix} [\mathbf{X} \mid \mathbf{y}] = \begin{bmatrix} \mathbf{R}_1 & \mathbf{Q}_1^\top \mathbf{y} \\ \mathbf{0} & \mathbf{Q}_2^\top \mathbf{y} \end{bmatrix}, \quad (2.3)$$

where  $\mathbf{Q} = [\mathbf{Q}_1, \mathbf{Q}_2] \in \mathbb{R}^{n \times n}$  with  $\mathbf{Q}_1 \in \mathbb{R}^{n \times p}$  and  $\mathbf{Q}_2 \in \mathbb{R}^{n \times (n-p)}$ . Applying the Householder algorithm allows us to directly compute  $\mathbf{R}_1$  and  $\mathbf{Q}_1^\top \mathbf{y}$ . Hence, the complexity of the least squares method using QR decomposition corresponds to the first part of the Householder algorithm, which is approximately  $\sim 2np^2 - \frac{2}{3}p^3$  flops. The computation cost of obtaining  $\mathbf{Q}_1^\top \mathbf{y}$  is not included in the final flops count, as it requires  $O(np)$  flops (not included in the leading term).

**Update of least squares problem.** In the context of least squares, each row of  $\mathbf{X}$  and  $\mathbf{y}$  is referred to as an *observation*. In real-world application, new observation may be received. When performing the optimization process from scratch, obtaining the solution of the least squares problem would require approximately  $\sim 2(n+1)p^2 - \frac{2}{3}p^3$  flops. Building upon Equation (2.3), let's consider a new observation  $[\mathbf{x}^\top, b]$ , leading to the following reduction:

$$\left[ \begin{array}{c|c} \mathbf{X} & \mathbf{y} \\ \hline \mathbf{x}^\top & b \end{array} \right] \rightarrow \begin{bmatrix} \mathbf{Q}^\top & \mathbf{0} \\ \mathbf{0} & 1 \end{bmatrix} \left[ \begin{array}{c|c} \mathbf{X} & \mathbf{y} \\ \hline \mathbf{x}^\top & b \end{array} \right] = \underbrace{\begin{bmatrix} \mathbf{R}_1 & \mathbf{Q}_1^\top \mathbf{y} \\ \mathbf{0} & \mathbf{Q}_2^\top \mathbf{y} \\ \mathbf{x}^\top & b \end{bmatrix}}_{:=\mathbf{Z}}$$

Therefore, the updated least squares solution is obtained by transforming  $\mathbf{Z} \in \mathbb{R}^{(n+1) \times (p+1)}$  into an upper triangular matrix (actually, we transform the left  $p$  columns of  $\mathbf{Z}$  into an upper triangular matrix). This can be done by a set of rotations in the  $(1, n+1)$  plane,  $(2, n+1)$  plane,  $\dots$ ,  $(p, n+1)$  plane that introduce zero to  $(n+1, 1), (n+1, 2), \dots, (n+1, p)$ -th entry of  $\mathbf{Z}$ , respectively. The computational cost for this operation is  $O(np)$  flops Lu (2021).

### LQ Decomposition

We show the existence of the QR decomposition via the Gram-Schmidt process (Appendix B.2, p. 172), in which case we are interested in the column space of a matrix  $\mathbf{X} = [\mathbf{x}_1, \mathbf{x}_2, \dots, \mathbf{x}_p] \in \mathbb{R}^{n \times p}$ . The successive spaces spanned by the columns  $\mathbf{x}_1, \mathbf{x}_2, \dots$  of  $\mathbf{X}$  are

$$\mathcal{C}([\mathbf{x}_1]) \subseteq \mathcal{C}([\mathbf{x}_1, \mathbf{x}_2]) \subseteq \mathcal{C}([\mathbf{x}_1, \mathbf{x}_2, \mathbf{x}_3]) \subseteq \dots,$$

The concept behind QR decomposition involves generating a sequence of orthonormal vectors  $\mathbf{q}_1, \mathbf{q}_2, \dots$ , spanning the same successive subspaces:

$$\{\mathcal{C}([\mathbf{q}_1]) = \mathcal{C}([\mathbf{x}_1])\} \subseteq \{\mathcal{C}([\mathbf{q}_1, \mathbf{q}_2]) = \mathcal{C}([\mathbf{x}_1, \mathbf{x}_2])\} \subseteq \dots,$$

1. which contains two parts: the first one requires  $\sim 2np^2 - \frac{2}{3}p^3$  flops to obtain the upper triangular matrix  $\mathbf{R}$ , and the second one requires  $\sim 4n^2p - 2np^2$  flops to get the orthogonal matrix  $\mathbf{Q}$  in the full QR decomposition; see Lu (2021).

However, in many applications (see Schilders (2009)), interest extends to the row space of a matrix  $\mathbf{Y} = [\mathbf{y}_1^\top; \mathbf{y}_2^\top; \dots; \mathbf{y}_n^\top] \in \mathbb{R}^{n \times p}$ , where, abusing the notation,  $\mathbf{y}_i$  denotes the  $i$ -th row of  $\mathbf{Y}$ . The successive spaces spanned by the rows  $\mathbf{y}_1, \mathbf{y}_2, \dots$  of  $\mathbf{Y}$  are

$$\mathcal{C}([\mathbf{y}_1]) \subseteq \mathcal{C}([\mathbf{y}_1, \mathbf{y}_2]) \subseteq \mathcal{C}([\mathbf{y}_1, \mathbf{y}_2, \mathbf{y}_3]) \subseteq \dots$$

The QR decomposition thus has a counterpart that identifies the orthogonal row space. By applying QR decomposition on  $\mathbf{Y}^\top = \mathbf{Q}_0 \mathbf{R}$ , we recover the LQ decomposition of the matrix  $\mathbf{Y} = \mathbf{L} \mathbf{Q}$ , where  $\mathbf{Q} = \mathbf{Q}_0^\top$  and  $\mathbf{L} = \mathbf{R}^\top$ . The LQ decomposition is helpful in demonstrating the existence of the UTV decomposition in the following section.

**Theorem 2.7: (LQ Decomposition)** Every  $n \times p$  matrix  $\mathbf{Y}$  (whether linearly independent or dependent rows) with  $p \geq n$  admits the following decomposition:

$$\mathbf{Y} = \mathbf{L} \mathbf{Q},$$

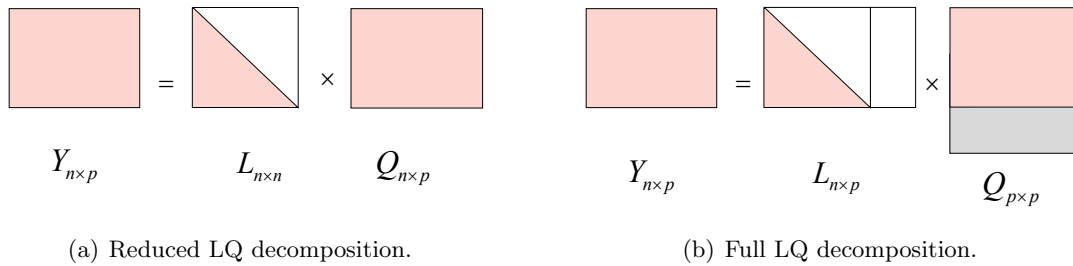
where

1. **Reduced:**  $\mathbf{L}$  is an  $n \times n$  lower triangular matrix and  $\mathbf{Q}$  is  $n \times p$  with orthonormal rows which is known as the **reduced LQ decomposition**;
2. **Full:**  $\mathbf{L}$  is an  $n \times p$  lower triangular matrix and  $\mathbf{Q}$  is  $p \times p$  with orthonormal rows which is known as the **full LQ decomposition**. If we further restrict the lower triangular matrix to be a square matrix, the full LQ decomposition can be denoted as

$$\mathbf{Y} = \begin{bmatrix} \mathbf{L}_0 & \mathbf{0} \end{bmatrix} \mathbf{Q},$$

where  $\mathbf{L}_0$  is an  $n \times n$  square lower triangular matrix.

Similarly, a comparison between the reduced and full LQ decomposition is shown in Figure 2.5.



**Figure 2.5:** Comparison between the reduced and full LQ decomposition. White entries are zero, and red entries are not necessarily zero. Gray columns denote silent rows.

### 2.5. Least Squares via UTV Decomposition for Rank-Deficient Matrix

The UTV decomposition goes further from QR and LQ decomposition by factoring the matrix into two orthogonal matrices  $\mathbf{X} = \mathbf{U} \mathbf{T} \mathbf{V}$ , where  $\mathbf{U}$  and  $\mathbf{V}$  are orthogonal, whilst  $\mathbf{T}$

is (upper/lower) triangular.<sup>2</sup> The resulting  $\mathbf{T}$  supports rank estimation. The matrix  $\mathbf{T}$  can be lower triangular which results in the ULV decomposition, or it can be upper triangular which results in the URV decomposition. The UTV framework shares a similar form as the singular value decomposition (SVD, see Theorem 2.11) and can be regarded as inexpensive alternative to the SVD.

**Theorem 2.8: (Full ULV Decomposition)** Every  $n \times p$  matrix  $\mathbf{X}$  with rank  $r$  admits the following factorization:

$$\mathbf{X} = \mathbf{U} \begin{bmatrix} \mathbf{L} & \mathbf{0} \\ \mathbf{0} & \mathbf{0} \end{bmatrix} \mathbf{V},$$

where  $\mathbf{U} \in \mathbb{R}^{n \times n}$  and  $\mathbf{V} \in \mathbb{R}^{p \times p}$  are two orthogonal matrices, and  $\mathbf{L} \in \mathbb{R}^{r \times r}$  is a lower triangular matrix.

The existence of the ULV decomposition is the consequence of the QR and LQ decomposition.

**Proof** [of Theorem 2.8] For any rank- $r$  matrix  $\mathbf{X} = [\mathbf{x}_1, \mathbf{x}_2, \dots, \mathbf{x}_p]$ , we can use a column permutation matrix  $\mathbf{P}$  (Definition 1.15, p. 8) such that the linearly independent columns of  $\mathbf{X}$  appear in the first  $r$  columns of  $\mathbf{XP}$ . Without loss of generality, we assume  $\mathbf{b}_1, \mathbf{b}_2, \dots, \mathbf{b}_r$  are the  $r$  linearly independent columns of  $\mathbf{X}$  and

$$\mathbf{XP} = [\mathbf{b}_1, \mathbf{b}_2, \dots, \mathbf{b}_r, \mathbf{b}_{r+1}, \dots, \mathbf{b}_p].$$

Let  $\mathbf{Z} = [\mathbf{b}_1, \mathbf{b}_2, \dots, \mathbf{b}_r] \in \mathbb{R}^{n \times r}$ . Since any  $\mathbf{b}_i$  ( $i \in \{1, 2, \dots, p\}$ ) is in the column space of  $\mathbf{Z}$ , we can find a transformation matrix  $\mathbf{E} \in \mathbb{R}^{r \times (p-r)}$  such that

$$[\mathbf{b}_{r+1}, \mathbf{b}_{r+2}, \dots, \mathbf{b}_p] = \mathbf{ZE}.$$

That is,

$$\mathbf{XP} = [\mathbf{b}_1, \mathbf{b}_2, \dots, \mathbf{b}_r, \mathbf{b}_{r+1}, \dots, \mathbf{b}_p] = \mathbf{Z} \begin{bmatrix} \mathbf{I}_r & \mathbf{E} \end{bmatrix},$$

where  $\mathbf{I}_r$  is an  $r \times r$  identity matrix. Moreover,  $\mathbf{Z} \in \mathbb{R}^{n \times r}$  has full column rank such that its full QR decomposition is given by  $\mathbf{Z} = \mathbf{U} \begin{bmatrix} \mathbf{R} \\ \mathbf{0} \end{bmatrix}$ , where  $\mathbf{R} \in \mathbb{R}^{r \times r}$  is an upper triangular matrix with full rank, and  $\mathbf{U}$  is an orthogonal matrix. This implies

$$\mathbf{XP} = \mathbf{Z} \begin{bmatrix} \mathbf{I}_r & \mathbf{E} \end{bmatrix} = \mathbf{U} \begin{bmatrix} \mathbf{R} \\ \mathbf{0} \end{bmatrix} \begin{bmatrix} \mathbf{I}_r & \mathbf{E} \end{bmatrix} = \mathbf{U} \begin{bmatrix} \mathbf{R} & \mathbf{RE} \\ \mathbf{0} & \mathbf{0} \end{bmatrix}. \quad (2.4)$$

Since  $\mathbf{R}$  has full rank, this means  $\begin{bmatrix} \mathbf{R} & \mathbf{RE} \end{bmatrix}$  also has full rank such that its full LQ decomposition is given by  $\begin{bmatrix} \mathbf{L} & \mathbf{0} \end{bmatrix} \mathbf{V}_0$ , where  $\mathbf{L} \in \mathbb{R}^{r \times r}$  is a lower triangular matrix, and  $\mathbf{V}_0$  is an orthogonal matrix. Substituting this into Equation (2.4), we have

$$\mathbf{X} = \mathbf{U} \begin{bmatrix} \mathbf{L} & \mathbf{0} \\ \mathbf{0} & \mathbf{0} \end{bmatrix} \mathbf{V}_0 \mathbf{P}^{-1}.$$

<sup>2</sup> These decompositions fall into a category known as the *two-sided orthogonal decomposition*. We will see, the UTV decomposition and singular value decomposition are all in this notion.

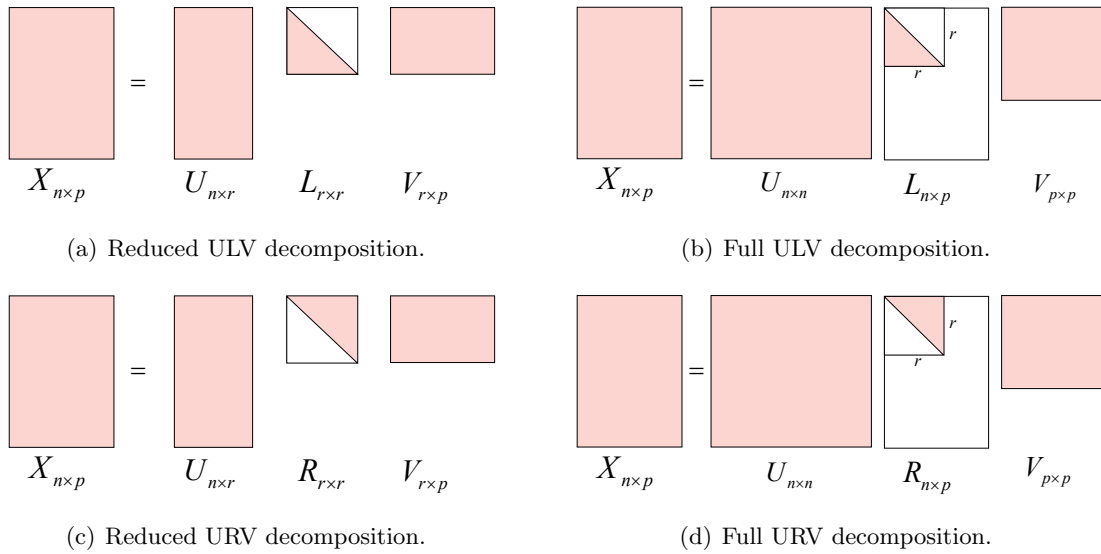
Let  $\mathbf{V} = \mathbf{V}_0\mathbf{P}^{-1}$ , which is a product of two orthogonal matrices and is also an orthogonal matrix. This completes the proof.  $\blacksquare$

A second way to see the proof of the ULV decomposition is discussed in Lu (2021) via the rank-revealing QR (RRQR) decomposition and trivial QR decomposition. And we shall not go into the details.

**Reduced ULV decomposition.** Now suppose the ULV decomposition of matrix  $\mathbf{X}$  is

$$\mathbf{X} = \mathbf{U} \begin{bmatrix} \mathbf{L} & \mathbf{0} \\ \mathbf{0} & \mathbf{0} \end{bmatrix} \mathbf{V}.$$

Let  $\mathbf{U}_0 = \mathbf{U}_{:,1:r}$  and  $\mathbf{V}_0 = \mathbf{V}_{1:r,:}$ , i.e.,  $\mathbf{U}_0$  contains only the first  $r$  columns of  $\mathbf{U}$ , and  $\mathbf{V}_0$  contains only the first  $r$  rows of  $\mathbf{V}$ . Then, we still have  $\mathbf{X} = \mathbf{U}_0\mathbf{L}\mathbf{V}_0$ . This is known as the *reduced ULV decomposition*. The comparison between the reduced and the full ULV decomposition is shown in Figure 2.6, where white entries are zero, and red entries are not necessarily zero.



**Figure 2.6:** Comparison between the reduced and full ULV, and between the reduced and full URV.

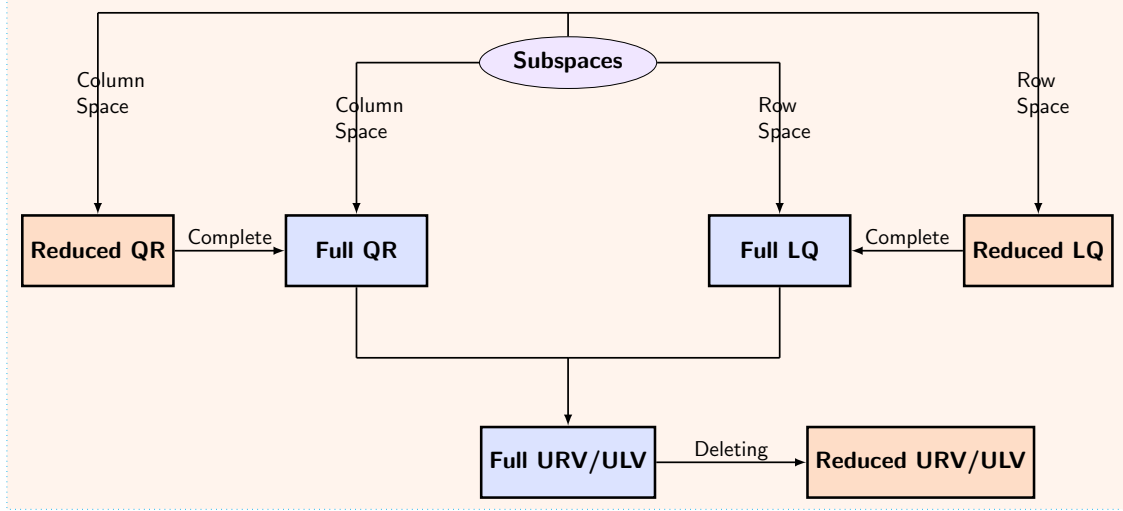
Similarly, we can also claim the URV decomposition as follows.

**Theorem 2.9: (Full URV Decomposition)** Every  $n \times p$  matrix  $\mathbf{X}$  with rank  $r$  admits the following decomposition:

$$\mathbf{X} = \mathbf{U} \begin{bmatrix} \mathbf{R} & \mathbf{0} \\ \mathbf{0} & \mathbf{0} \end{bmatrix} \mathbf{V},$$

where  $\mathbf{U} \in \mathbb{R}^{n \times n}$  and  $\mathbf{V} \in \mathbb{R}^{p \times p}$  are two orthogonal matrices, and  $\mathbf{R} \in \mathbb{R}^{r \times r}$  is an upper triangular matrix.

Again, there is a version of reduced URV decomposition and the difference between the full and reduced URV can be implied from the context, as shown in Figure 2.6. The ULV and URV sometimes are collectively referred to as the UTV decomposition framework (Fierro and Hansen, 1997; Golub and Van Loan, 2013).



**Figure 2.7:** Derive the ULV/URV by the QR and LR.

The relationship between the QR and ULV/URV is depicted in Figure 2.7. Furthermore, the ULV and URV decomposition can be applied to prove an important property in linear algebra: the row rank and column rank of any matrix are the same (Lu, 2021). Whereas, an elementary construction to prove this claim is provided in Appendix A.1 (p. 157).

We will shortly see that the forms of ULV and URV are very close to the singular value decomposition (SVD). All of the three factor the matrix  $\mathbf{X}$  into two orthogonal matrices. Especially, there exists a set of basis for the four subspaces of  $\mathbf{X}$  in the fundamental theorem of linear algebra via the ULV and the URV. Taking ULV as an example, the first  $r$  columns of  $\mathbf{U}$  form an orthonormal basis of  $\mathcal{C}(\mathbf{X})$ , and the last  $(n - r)$  columns of  $\mathbf{U}$  form an orthonormal basis of  $\mathcal{N}(\mathbf{X}^\top)$ . The first  $r$  rows of  $\mathbf{V}$  form an orthonormal basis for the row space  $\mathcal{C}(\mathbf{X}^\top)$ , and the last  $(p - r)$  rows form an orthonormal basis for  $\mathcal{N}(\mathbf{X})$ :

$$\begin{aligned}
 \mathcal{C}(\mathbf{X}) &= \text{span}\{\mathbf{u}_1, \mathbf{u}_2, \dots, \mathbf{u}_r\}, \\
 \mathcal{N}(\mathbf{X}) &= \text{span}\{\mathbf{v}_{r+1}, \mathbf{v}_{r+2}, \dots, \mathbf{v}_p\}, \\
 \mathcal{C}(\mathbf{X}^\top) &= \text{span}\{\mathbf{v}_1, \mathbf{v}_2, \dots, \mathbf{v}_r\}, \\
 \mathcal{N}(\mathbf{X}^\top) &= \text{span}\{\mathbf{u}_{r+1}, \mathbf{u}_{r+2}, \dots, \mathbf{u}_n\}.
 \end{aligned}$$

The SVD goes further that there is a connection between the two pairs of orthonormal basis, i.e., transforming from column basis into row basis, or left null space basis into right null space basis. We will get more details in the SVD section.

**Least squares via ULV/URV for rank-deficient matrices.** In Section 2.4, we introduce the LS via the full QR decomposition for full-rank matrices. However, it often happens

that the matrix may be rank-deficient. If  $\mathbf{X}$  does not have full column rank,  $\mathbf{X}^\top \mathbf{X}$  is not invertible. We can then use the ULV/URV decomposition to find the least squares solution, as illustrated in the following theorem.

**Theorem 2.10: (LS via ULV/URV for Rank-Deficient Matrix)** Let  $\mathbf{X} \in \mathbb{R}^{n \times p}$  with rank  $r$  and  $n \geq p$ . Suppose  $\mathbf{X} = \mathbf{U}\mathbf{T}\mathbf{V}$  is its full ULV/URV decomposition with  $\mathbf{U} \in \mathbb{R}^{n \times n}$  and  $\mathbf{V} \in \mathbb{R}^{p \times p}$  being orthogonal matrix matrices, and

$$\mathbf{T} = \begin{bmatrix} \mathbf{T}_{11} & \mathbf{0} \\ \mathbf{0} & \mathbf{0} \end{bmatrix}$$

where  $\mathbf{T}_{11} \in \mathbb{R}^{r \times r}$  is a lower triangular matrix or an upper triangular matrix. Suppose  $\mathbf{y} \in \mathbb{R}^n$ , then the OLS solution with minimum  $\ell_2$  norm to  $\mathbf{X}\boldsymbol{\beta} = \mathbf{y}$  is given by

$$\hat{\boldsymbol{\beta}} = \mathbf{V}^\top \begin{bmatrix} \mathbf{T}_{11}^{-1} \mathbf{c} \\ \mathbf{0} \end{bmatrix},$$

where  $\mathbf{c}$  contains the first  $r$  components of  $\mathbf{U}^\top \mathbf{y}$ .

**Proof** [of Theorem 2.10] Since  $\mathbf{X} = \mathbf{U}\mathbf{T}\mathbf{V}$  is the full UTV decomposition of  $\mathbf{X}$  and  $n \geq p$ . Thus, it follows that

$$\begin{aligned} \|\mathbf{X}\boldsymbol{\beta} - \mathbf{y}\|^2 &= (\mathbf{X}\boldsymbol{\beta} - \mathbf{y})^\top (\mathbf{X}\boldsymbol{\beta} - \mathbf{y}) \\ &= (\mathbf{X}\boldsymbol{\beta} - \mathbf{y})^\top \mathbf{U}\mathbf{U}^\top (\mathbf{X}\boldsymbol{\beta} - \mathbf{y}) && \text{(Since } \mathbf{U} \text{ is an orthogonal matrix)} \\ &= \|\mathbf{U}^\top \mathbf{X}\boldsymbol{\beta} - \mathbf{U}^\top \mathbf{y}\|^2 && \text{(Invariant under orthogonal)} \\ &= \|\mathbf{U}^\top \mathbf{U}\mathbf{T}\mathbf{V}\boldsymbol{\beta} - \mathbf{U}^\top \mathbf{y}\|^2 \\ &= \|\mathbf{T}\mathbf{V}\boldsymbol{\beta} - \mathbf{U}^\top \mathbf{y}\|^2 \\ &= \|\mathbf{T}_{11}\mathbf{e} - \mathbf{c}\|^2 + \|\mathbf{d}\|^2, \end{aligned}$$

where  $\mathbf{c}$  is the first  $r$  components of  $\mathbf{U}^\top \mathbf{y}$ , and  $\mathbf{d}$  is the last  $n - r$  components of  $\mathbf{U}^\top \mathbf{y}$ ;  $\mathbf{e}$  is the first  $r$  components of  $\mathbf{V}\boldsymbol{\beta}$ , and  $\mathbf{f}$  is the last  $p - r$  components of  $\mathbf{V}\boldsymbol{\beta}$ :

$$\mathbf{U}^\top \mathbf{y} = \begin{bmatrix} \mathbf{c} \\ \mathbf{d} \end{bmatrix}, \quad \mathbf{V}\boldsymbol{\beta} = \begin{bmatrix} \mathbf{e} \\ \mathbf{f} \end{bmatrix}.$$

And the OLS solution can be calculated by back/forward substitution of the upper/lower triangular system  $\mathbf{T}_{11}\mathbf{e} = \mathbf{c}$ , i.e.,  $\mathbf{e} = \mathbf{T}_{11}^{-1}\mathbf{c}$ . For  $\boldsymbol{\beta}$  to have the minimum  $\ell_2$  norm,  $\mathbf{f}$  must be zero. That is,

$$\hat{\boldsymbol{\beta}} = \mathbf{V}^\top \begin{bmatrix} \mathbf{T}_{11}^{-1} \mathbf{c} \\ \mathbf{0} \end{bmatrix}.$$

This completes the proof. ■

We will shortly find that a similar argument can also be made via the singular value decomposition (SVD) in the following section since SVD shares a similar form as the UL-V/URV, both sandwiched by two orthogonal matrices. And SVD goes further by diagonalizing the matrix. Interesting readers can also derive the LS solution via the rank-revealing QR (RRQR) decomposition (Lu, 2021), and we shall not repeat the details.

**A word on the minimum  $\ell_2$  norm LS solution.** For the least squares problem, the set of all minimizers

$$\mathcal{X} = \{\boldsymbol{\beta} \in \mathbb{R}^p : \|\mathbf{X}\boldsymbol{\beta} - \mathbf{y}\|^2 = \min\}$$

is convex (Golub and Van Loan, 2013). Given  $\boldsymbol{\beta}_1, \boldsymbol{\beta}_2 \in \mathcal{X}$  and  $\lambda \in [0, 1]$ , then it follows that

$$\|\mathbf{X}(\lambda\boldsymbol{\beta}_1 + (1 - \lambda)\boldsymbol{\beta}_2) - \mathbf{y}\| \leq \lambda\|\mathbf{X}\boldsymbol{\beta}_1 - \mathbf{y}\| + (1 - \lambda)\|\mathbf{X}\boldsymbol{\beta}_2 - \mathbf{y}\| = \min_{\boldsymbol{\beta} \in \mathbb{R}^p} \|\mathbf{X}\boldsymbol{\beta} - \mathbf{y}\|.$$

Thus,  $\lambda\boldsymbol{\beta}_1 + (1 - \lambda)\boldsymbol{\beta}_2 \in \mathcal{X}$ . In the above proof, if we do not set  $\mathbf{f} = \mathbf{0}$ , we will find more least squares solutions. However, the minimum  $\ell_2$  norm least squares solution is unique. For the full-rank case discussed in the previous section, the least squares solution is unique and it must have a minimum  $\ell_2$  norm. See also Foster (2003); Golub and Van Loan (2013) for a more detailed discussion on this topic.

## 2.6. Least Squares via SVD for Rank-Deficient Matrix

Employing QR decomposition, we factor the matrix into an orthogonal matrix. Unlike the factorization into a single orthogonal matrix, singular value decomposition (SVD) yields two orthogonal matrices, like the UTV decomposition. We illustrate the result of SVD in the following theorem. A rigorous proof for the existence of SVD is presented in Appendix B.5 (p. 186).

**Theorem 2.11: (Full Singular Value Decomposition)** Every real  $n \times p$  matrix  $\mathbf{X}$  with rank  $r$  admits the following decomposition:

$$\mathbf{X} = \mathbf{U}\boldsymbol{\Sigma}\mathbf{V}^\top,$$

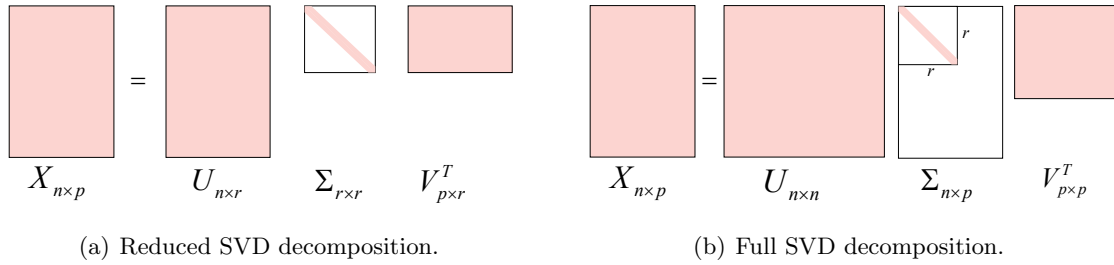
where the left-upper side of  $\boldsymbol{\Sigma} \in \mathbb{R}^{n \times p}$  is a diagonal matrix, that is  $\boldsymbol{\Sigma} = \begin{bmatrix} \boldsymbol{\Sigma}_1 & \mathbf{0} \\ \mathbf{0} & \mathbf{0} \end{bmatrix}$ , where

$\boldsymbol{\Sigma}_1 = \text{diag}(\sigma_1, \sigma_2, \dots, \sigma_r) \in \mathbb{R}^{r \times r}$  with  $\sigma_1 \geq \sigma_2 \geq \dots \geq \sigma_r$ , and:

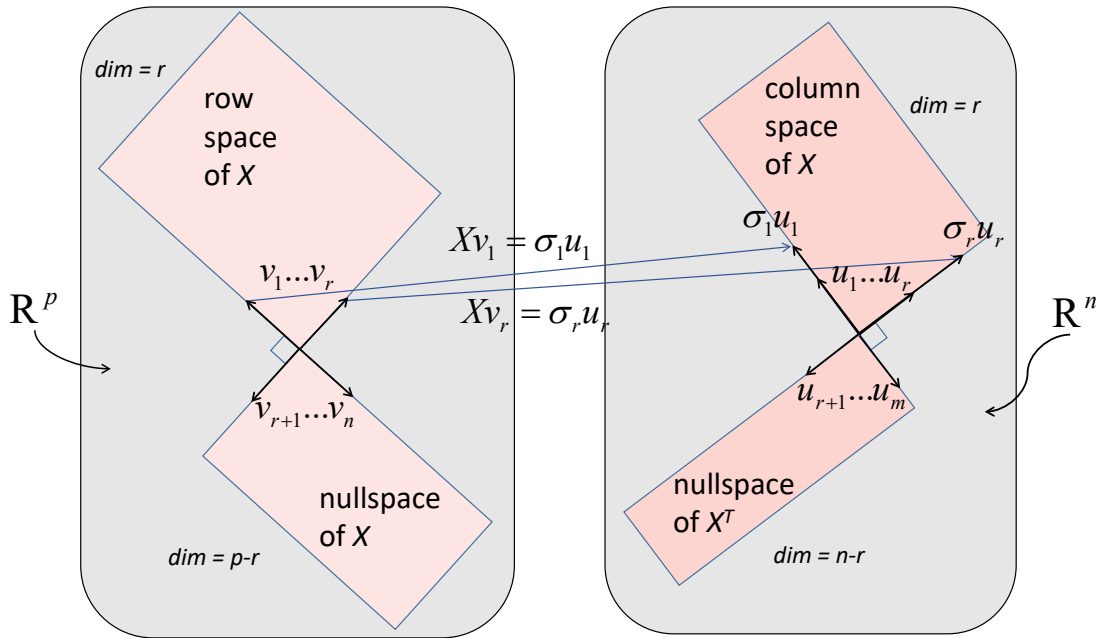
- The elements  $\sigma_i$ 's are the nonzero **singular values** of matrix  $\mathbf{X}$ , in the meantime, they are the (positive) square roots of the nonzero **eigenvalues** of  $\mathbf{X}^\top \mathbf{X}$  and  $\mathbf{X}\mathbf{X}^\top$ .
- $\mathbf{U} \in \mathbb{R}^{n \times n}$  contains the  $r$  eigenvectors of  $\mathbf{X}\mathbf{X}^\top$  corresponding to the  $r$  nonzero eigenvalues of  $\mathbf{X}\mathbf{X}^\top$  and  $n - r$  extra orthonormal vectors from  $\mathcal{N}(\mathbf{X}^\top)$ .
- $\mathbf{V} \in \mathbb{R}^{p \times p}$  contains the  $r$  eigenvectors of  $\mathbf{X}^\top \mathbf{X}$  corresponding to the  $r$  nonzero eigenvalues of  $\mathbf{X}^\top \mathbf{X}$  and  $p - r$  extra orthonormal vectors from  $\mathcal{N}(\mathbf{X})$ .
- Moreover, the columns of  $\mathbf{U}$  and  $\mathbf{V}$  are called the **left and right singular vectors** of  $\mathbf{X}$ , respectively.
- Further, the columns of  $\mathbf{U}$  and  $\mathbf{V}$  are orthonormal (by Spectral Theorem 2.17), and  $\mathbf{U}$  and  $\mathbf{V}$  are orthogonal matrices.



In particular, we can write the matrix decomposition by  $\mathbf{X} = \mathbf{U}\mathbf{\Sigma}\mathbf{V}^\top = \sum_{i=1}^r \sigma_i \mathbf{u}_i \mathbf{v}_i^\top$ , which is a sum of  $r$  rank-one matrices.



**Figure 2.8:** Comparison of reduced and full SVD. White entries are zero, and red entries are not necessarily zero



**Figure 2.9:** Orthonormal bases that diagonalize  $\mathbf{X}$  from SVD.  $\{\mathbf{v}_1, \mathbf{v}_2, \dots, \mathbf{v}_r\}$  is an orthonormal basis of  $\mathcal{C}(\mathbf{X}^\top)$ , and  $\{\mathbf{u}_1, \mathbf{u}_2, \dots, \mathbf{u}_r\}$  is an orthonormal basis of  $\mathcal{C}(\mathbf{X})$ . Connection between the row space basis and column space basis:  $\mathbf{X}$  transfers the row basis  $\mathbf{v}_i$  into the column basis  $\mathbf{u}_i$  by  $\sigma_i \mathbf{u}_i = \mathbf{X} \mathbf{v}_i$  for all  $i \in \{1, 2, \dots, r\}$ .

Similar to QR decomposition, a variant of reduced SVD is available (see Theorem B.18 in Appendix B.5, p. 186) achieved by eliminating silent columns in  $\mathbf{U}$  and  $\mathbf{V}$ . The distinctions between reduced and full SVD are highlighted in the blue text of Theorem 2.11. A visual comparison of reduced and full SVD is presented in Figure 2.8, where white entries are zero, and red entries are not necessarily zero.

### Eckart-Young-Mirsky Theorem

Suppose we want to approximate matrix  $\mathbf{X} \in \mathbb{R}^{n \times p}$  with rank  $r$  by a rank- $k$  matrix  $\mathbf{Y}$  ( $k < r$ ). The approximation is measured using the Frobenius norm (Definition 1.20, p. 10):

$$\mathbf{Y} = \arg \min_{\mathbf{Y}} \|\mathbf{X} - \mathbf{Y}\|_F.$$

Then we can recover the optimal rank- $k$  approximation using the following theorem (Stewart, 1993).

**Theorem 2.12: (Eckart-Young-Mirsky Theorem w.r.t. Frobenius Norm)** Given a matrix  $\mathbf{X} \in \mathbb{R}^{n \times p}$  and  $1 \leq k \leq \text{rank}(\mathbf{X}) = r$ , and let  $\mathbf{X}_k$  be the *truncated SVD* (TSVD) of  $\mathbf{X}$  with the largest  $k$  terms, i.e.,  $\mathbf{X}_k = \sum_{i=1}^k \sigma_i \mathbf{u}_i \mathbf{v}_i^\top$  from the SVD of  $\mathbf{X} = \sum_{i=1}^r \sigma_i \mathbf{u}_i \mathbf{v}_i^\top$  by zeroing out the  $r - k$  trailing singular values of  $\mathbf{X}$ . Then  $\mathbf{X}_k$  is the optimal rank- $k$  approximation to  $\mathbf{X}$  in terms of the Frobenius norm.

### Four Orthonormal Bases in SVD

As previously noted, the construction of SVD yields a set of orthonormal bases for the four subspaces in the fundamental theorem of linear algebra.

**Lemma 2.13: (Four Orthonormal Bases in SVD)** Given the full SVD of matrix  $\mathbf{X} = \mathbf{U}\mathbf{\Sigma}\mathbf{V}^\top$ , where  $\mathbf{U} = [\mathbf{u}_1, \mathbf{u}_2, \dots, \mathbf{u}_n]$  and  $\mathbf{V} = [\mathbf{v}_1, \mathbf{v}_2, \dots, \mathbf{v}_p]$  are the column partitions of  $\mathbf{U}$  and  $\mathbf{V}$ , respectively. Then, we have the following property:

- $\{\mathbf{v}_1, \mathbf{v}_2, \dots, \mathbf{v}_r\}$  is an orthonormal basis of the row space,  $\mathcal{C}(\mathbf{X}^\top)$ ;
- $\{\mathbf{v}_{r+1}, \mathbf{v}_{r+2}, \dots, \mathbf{v}_p\}$  is an orthonormal basis of the null space,  $\mathcal{N}(\mathbf{X})$ ;
- $\{\mathbf{u}_1, \mathbf{u}_2, \dots, \mathbf{u}_r\}$  is an orthonormal basis of the column space,  $\mathcal{C}(\mathbf{X})$ ;
- $\{\mathbf{u}_{r+1}, \mathbf{u}_{r+2}, \dots, \mathbf{u}_n\}$  is an orthonormal basis of the left null space,  $\mathcal{N}(\mathbf{X}^\top)$ .

The proof of Lemma 2.13 is provided in Appendix B.5 (p. 186), and the relationship of the four subspaces is demonstrated in Figure 2.9, where  $\mathbf{X}$  transfers the row basis  $\mathbf{v}_i$  into the column basis  $\mathbf{u}_i$  by  $\sigma_i \mathbf{u}_i = \mathbf{X} \mathbf{v}_i$  for all  $i \in \{1, 2, \dots, r\}$ .

### Least Squares via SVD for Rank-Deficient Matrices

Returning to the least squares problem, our prior assumption was that  $\mathbf{X}$  has full rank. However, if  $\mathbf{X}$  does not have full column rank,  $\mathbf{X}^\top \mathbf{X}$  becomes non-invertible. In such cases, we can employ the SVD decomposition of  $\mathbf{X}$  to address the least squares problem with a rank-deficient  $\mathbf{X}$ . The methodology for solving the rank-deficient least squares problem is illustrated in the following theorem.

**Theorem 2.14: (LS via SVD for Rank-Deficient Matrices)** Let  $\mathbf{X} \in \mathbb{R}^{n \times p}$ ,  $\mathbf{X} = \mathbf{U}\mathbf{\Sigma}\mathbf{V}^\top$  be its full SVD decomposition with  $\mathbf{U} \in \mathbb{R}^{n \times n}$  and  $\mathbf{V} \in \mathbb{R}^{p \times p}$  being orthogonal matrices, and  $\text{rank}(\mathbf{X}) = r \leq \min\{n, p\}$ . Suppose  $\mathbf{U} = [\mathbf{u}_1, \mathbf{u}_2, \dots, \mathbf{u}_n]$  and  $\mathbf{V} = [\mathbf{v}_1, \mathbf{v}_2, \dots, \mathbf{v}_p]$  are the column partitions of  $\mathbf{U}$  and  $\mathbf{V}$ , respectively, and the observed output vector is  $\mathbf{y} \in \mathbb{R}^n$ , then the ordinary least squares solution with the minimal  $\ell_2$

norm to the linear system  $\mathbf{X}\boldsymbol{\beta} = \mathbf{y}$  is given by

$$\hat{\boldsymbol{\beta}} = \sum_{i=1}^r \frac{\mathbf{u}_i^\top \mathbf{y}}{\sigma_i} \mathbf{v}_i = \mathbf{V}\boldsymbol{\Sigma}^+ \mathbf{U}^\top \mathbf{y}, \quad (2.5)$$

where the upper-left side of  $\boldsymbol{\Sigma}^+ \in \mathbb{R}^{p \times n}$  is a diagonal matrix  $\boldsymbol{\Sigma}^+ = \begin{bmatrix} \boldsymbol{\Sigma}_1^+ & \mathbf{0} \\ \mathbf{0} & \mathbf{0} \end{bmatrix}$  with  $\boldsymbol{\Sigma}_1^+ = \text{diag}(\frac{1}{\sigma_1}, \frac{1}{\sigma_2}, \dots, \frac{1}{\sigma_r})$ .

**Proof** [of Theorem 2.14] Expressing the loss to be minimized:

$$\begin{aligned} \|\mathbf{X}\boldsymbol{\beta} - \mathbf{y}\|^2 &= (\mathbf{X}\boldsymbol{\beta} - \mathbf{y})^\top (\mathbf{X}\boldsymbol{\beta} - \mathbf{y}) \\ &= (\mathbf{X}\boldsymbol{\beta} - \mathbf{y})^\top \mathbf{U}\mathbf{U}^\top (\mathbf{X}\boldsymbol{\beta} - \mathbf{y}) && \text{(Since } \mathbf{U} \text{ is an orthogonal matrix)} \\ &= \|\mathbf{U}^\top \mathbf{X}\boldsymbol{\beta} - \mathbf{U}^\top \mathbf{y}\|^2 && \text{(Invariant under orthogonal)} \\ &= \|\mathbf{U}^\top \mathbf{X}\mathbf{V}\mathbf{V}^\top \boldsymbol{\beta} - \mathbf{U}^\top \mathbf{y}\|^2 && \text{(Since } \mathbf{V} \text{ is an orthogonal matrix)} \\ &= \|\boldsymbol{\Sigma}\boldsymbol{\alpha} - \mathbf{U}^\top \mathbf{y}\|^2 && \text{(Let } \boldsymbol{\alpha} = \mathbf{V}^\top \boldsymbol{\beta}\text{)} \\ &= \sum_{i=1}^r (\sigma_i \alpha_i - \mathbf{u}_i^\top \mathbf{y})^2 + \sum_{i=r+1}^n (\mathbf{u}_i^\top \mathbf{y})^2. && \text{(Since } \sigma_{r+1} = \sigma_{r+2} = \dots = \sigma_n = 0\text{)} \end{aligned}$$

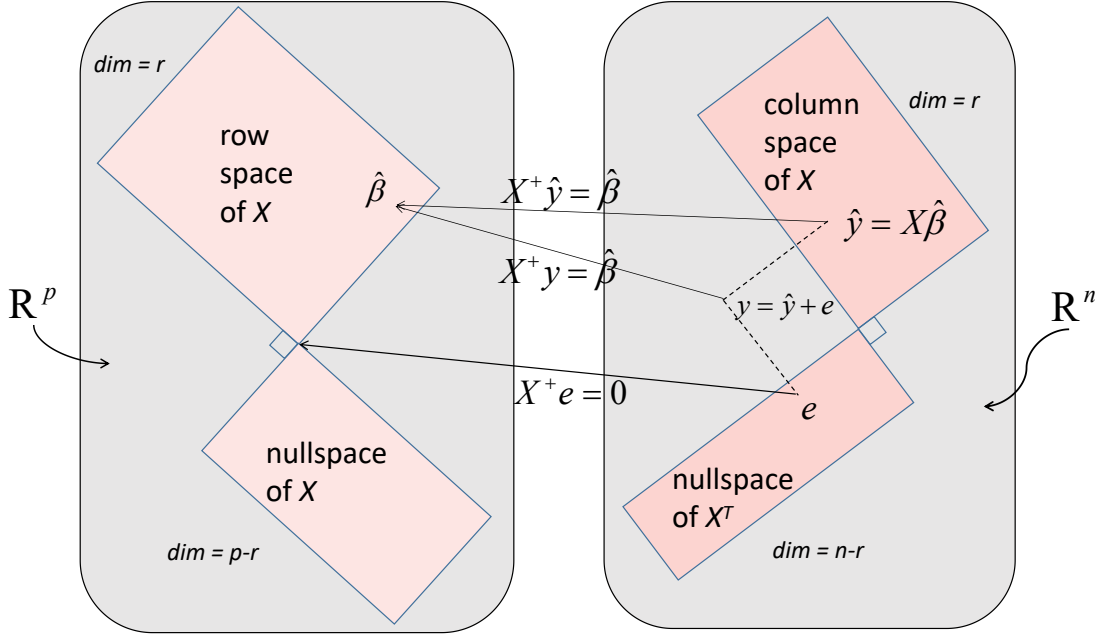
Since  $\boldsymbol{\beta}$  only appears in  $\boldsymbol{\alpha}$ , setting  $\alpha_i = \frac{\mathbf{u}_i^\top \mathbf{y}}{\sigma_i}$  for all  $i \in \{1, 2, \dots, r\}$  minimizes the loss above. The result remains the same for any values of  $\alpha_{r+1}, \alpha_{r+2}, \dots, \alpha_p$ . From a regularization point of view, we can set them to be 0 (to get the minimum  $\ell_2$  norm as in the UTV decomposition, Theorem 2.10). This yields the SVD-based OLS solution:

$$\hat{\boldsymbol{\beta}} = \sum_{i=1}^r \frac{\mathbf{u}_i^\top \mathbf{y}}{\sigma_i} \mathbf{v}_i = \mathbf{V}\boldsymbol{\Sigma}^+ \mathbf{U}^\top \mathbf{y} = \mathbf{X}^+ \mathbf{y},$$

where  $\mathbf{X}^+ = \mathbf{V}\boldsymbol{\Sigma}^+ \mathbf{U}^\top \in \mathbb{R}^{p \times n}$  is known as the *pseudo-inverse* of  $\mathbf{X}$ . Refer to Appendix C (p. 190) for a detailed discussion about the pseudo-inverse, where we also prove that **the column space of  $\mathbf{X}^+$  is equal to the row space of  $\mathbf{X}$ , and the row space of  $\mathbf{X}^+$  is equal to the column space of  $\mathbf{X}$ .** ■

**Lemma 2.15: (LS in the Four Subspaces of Linear Algebra via SVD)** Assume  $\mathbf{X} \in \mathbb{R}^{n \times p}$  is fixed and does **not** necessarily has full rank with  $n \geq p$ . Consider the overdetermined system  $\mathbf{y} = \mathbf{X}\boldsymbol{\beta}$ . Then, we can factor  $\mathbf{y}$  into  $\hat{\mathbf{y}} + \mathbf{e}$ , where  $\hat{\mathbf{y}}$  is in the column space of  $\mathbf{X}$  (in  $\mathcal{C}(\mathbf{X})$ ), and  $\mathbf{e}$  is in the null space of  $\mathbf{X}^\top$  (in  $\mathcal{N}(\mathbf{X}^\top)$ ). We can always find this decomposition since the column space of  $\mathbf{X}$  and the null space of  $\mathbf{X}^\top$  span the entire space  $\mathbb{R}^n$ . The relationship between vectors  $\mathbf{e}$  and  $\hat{\mathbf{y}}$  is shown in Figure 2.10. Let  $\mathbf{X}^+ = \mathbf{V}\boldsymbol{\Sigma}^+ \mathbf{U}^\top$  be the pseudo-inverse of  $\mathbf{X}$ . The pseudo-inverse  $\mathbf{X}^+$  agrees with  $\mathbf{X}^{-1}$  when  $\mathbf{X}$  is invertible. Then, we have the following properties (also shown in Figure 2.10):

- For  $\mathbf{e} \in \mathcal{N}(\mathbf{X}^\top)$ , it follows that  $\mathbf{X}^+ \mathbf{e} = \mathbf{0} \in \mathbb{R}^p$ .



**Figure 2.10:**  $\mathbf{X}^+$ : Pseudo-inverse of  $\mathbf{X}$ . A more detailed discussion of the four subspaces in pseudo-inverse is discussed in Appendix C.4 (p. 200. See Figure C.2, p. 203).

- Given OLS solution  $\hat{\boldsymbol{\beta}}$  via SVD, it follows that  $\mathbf{X}^+ \hat{\mathbf{y}} = \mathbf{X}^+ \mathbf{y} = \hat{\boldsymbol{\beta}}$ .
- OLS solution  $\hat{\boldsymbol{\beta}}$  is in the row space of  $\mathbf{X}$ , i.e., it cannot be decomposed into a combination of two components that are in the row space of  $\mathbf{X}$  and the null space of  $\mathbf{X}$ , respectively. This is the reason why  $\hat{\boldsymbol{\beta}}$ , as shown in Figure 2.10, is in the row space of  $\mathbf{X}$  rather than in  $\mathbb{R}^p$  in general.

**Proof** [of Lemma 2.15] Since  $\mathbf{e}$  is in  $\mathcal{N}(\mathbf{X}^\top)$  and it is perpendicular to  $\mathcal{C}(\mathbf{X})$ , and we have shown in Lemma 2.13 that  $\{\mathbf{u}_1, \mathbf{u}_2, \dots, \mathbf{u}_r\}$  is an orthonormal basis of  $\mathcal{C}(\mathbf{X})$ , then the first  $r$  components of  $\mathbf{U}^\top \mathbf{e}$  are all zeros. Therefore,  $\mathbf{X}^+ \mathbf{e} = \mathbf{V} \boldsymbol{\Sigma}^+ \mathbf{U}^\top \mathbf{e} = \mathbf{0}$  (see also Figure 2.10 where we transfer  $\mathbf{e}$  from  $\mathcal{N}(\mathbf{X}^\top)$  into the zero vector  $\mathbf{0} \in \mathbb{R}^p$  by  $\mathbf{X}^+$ ). Therefore, it follows that  $\hat{\boldsymbol{\beta}} = \mathbf{X}^+ \mathbf{y} = \mathbf{X}^+ (\hat{\mathbf{y}} + \mathbf{e}) = \mathbf{X}^+ \hat{\mathbf{y}}$ .

Furthermore, we have also shown in Lemma 2.13 that  $\{\mathbf{v}_1, \mathbf{v}_2, \dots, \mathbf{v}_r\}$  is an orthonormal basis of  $\mathcal{C}(\mathbf{X}^\top)$ . Thus,  $\hat{\boldsymbol{\beta}} = \sum_{i=1}^r \frac{\mathbf{u}_i^\top \mathbf{y}}{\sigma_i} \mathbf{v}_i$  is in the row space of  $\mathbf{X}$ .  $\blacksquare$

In the following sections, we will also demonstrate that the vector  $\hat{\mathbf{y}}$  is the closest point to  $\mathbf{y}$  within the column space of  $\mathbf{X}$ . This point is the (orthogonal) projection  $\hat{\mathbf{y}}$  of  $\mathbf{y}$  onto the column space of  $\mathbf{X}$ . Then the error vector  $\mathbf{e} = \mathbf{y} - \hat{\mathbf{y}}$  has the minimum length (norm).

Besides the OLS solution derived from SVD, practical implementations of solutions through normal equations may encounter numerical challenges when  $\mathbf{X}^\top \mathbf{X}$  is close to singular. In particular, when two or more columns in  $\mathbf{X}^\top \mathbf{X}$  are nearly co-linear, the resulting parameter values can become excessively large. Such near degeneracies will not be uncom-

mon when dealing with real-world data sets. Addressing these numerical challenges can be effectively achieved through the application of SVD as well (Bishop, 2006).

### Least Squares with Norm Ratio Method

Continuing from the previous section's setup, let  $\mathbf{X}_k \in \mathbb{R}^{n \times p}$  be the rank- $k$  approximation to the original  $n \times p$  matrix  $\mathbf{X}$ . Define the *Frobenius norm ratio* (Zhang, 2017) as

$$\nu(k) = \frac{\|\mathbf{X}_k\|_F}{\|\mathbf{X}\|_F} = \frac{\sqrt{\sigma_1^2 + \sigma_2^2 + \dots + \sigma_k^2}}{\sqrt{\sigma_1^2 + \sigma_2^2 + \dots + \sigma_h^2}}, \quad h = \min\{n, p\},$$

where  $\mathbf{X}_k$  is the truncated SVD of  $\mathbf{X}$  with the largest  $k$  terms, i.e.,  $\mathbf{X}_k = \sum_{i=1}^k \sigma_i \mathbf{u}_i \mathbf{v}_i^\top$  from the SVD of  $\mathbf{X} = \sum_{i=1}^r \sigma_i \mathbf{u}_i \mathbf{v}_i^\top$ . And  $\|\cdot\|_F$  is the matrix Frobenius norm (Definition 1.20, p. 10). We determine the minimum integer  $k$  satisfying

$$\nu(k) \geq \alpha$$

as the *effective rank estimate*  $\hat{r}$ , where  $\alpha$  is the threshold capped at a maximum value of 1, and it is usually set to  $\alpha = 0.997$ . Once we have determined the effective rank  $\hat{r}$ , we substitute it into Equation (2.5), yielding:

$$\hat{\boldsymbol{\beta}} = \sum_{i=1}^{\hat{r}} \frac{\mathbf{u}_i^\top \mathbf{b}}{\sigma_i} \mathbf{v}_i,$$

which can be regarded as an approximation to the OLS solution  $\hat{\boldsymbol{\beta}}$ . And this solution corresponds to the OLS solution of the linear equation  $\mathbf{X}_{\hat{r}} \boldsymbol{\beta} = \mathbf{b}$ , where

$$\mathbf{X}_{\hat{r}} = \sum_{i=1}^{\hat{r}} \sigma_i \mathbf{u}_i \mathbf{v}_i^\top.$$

The introduced filtering method is particularly valuable when dealing with a noisy matrix  $\mathbf{X}$ .

## 2.7. By Geometry and Orthogonal Projection

As discussed above, the OLS estimate involves minimizing  $\|\mathbf{y} - \mathbf{X}\boldsymbol{\beta}\|^2$ , which searches for an estimate  $\hat{\boldsymbol{\beta}}$  such that  $\mathbf{X}\hat{\boldsymbol{\beta}}$  is in  $\mathcal{C}(\mathbf{X})$  so as to minimize the distance between  $\mathbf{X}\hat{\boldsymbol{\beta}}$  and  $\mathbf{y}$ . The nearest point is the *projection*  $\hat{\mathbf{y}}$ . The predicted value  $\hat{\mathbf{y}} = \mathbf{X}\hat{\boldsymbol{\beta}}$  is the projection of  $\mathbf{y}$  onto the column space  $\mathcal{C}(\mathbf{X})$  by a *projection matrix*  $\mathbf{H} = \mathbf{X}(\mathbf{X}^\top \mathbf{X})^{-1} \mathbf{X}^\top$  when  $\mathbf{X}$  has full column rank with  $n \geq p$ :

$$\hat{\mathbf{y}} = \mathbf{X}\hat{\boldsymbol{\beta}} = \mathbf{H}\mathbf{y},$$

where the matrix  $\mathbf{H}$  is also called the *hat matrix* as it puts a hat on the outputs.

But what is a projection matrix? Merely stating that  $\mathbf{H} = \mathbf{X}(\mathbf{X}^\top \mathbf{X})^{-1} \mathbf{X}^\top$  is a projection requires elucidation. Before the discussion on the projection matrix, we first provide some basic properties about symmetric and idempotent matrices, which will find extensive application in subsequent sections.

### 2.7.1 Properties of Symmetric and Idempotent Matrices

Symmetric idempotent matrices exhibit specific eigenvalues, a crucial aspect for the subsequent sections on the distribution theory of least squares.

**Lemma 2.16: (Eigenvalue of Symmetric Idempotent Matrices)** The only possible eigenvalues of any symmetric idempotent matrix are 0 and 1.

In Lemma 2.18, we will show that the eigenvalues of idempotent matrices (not necessarily symmetric) are 1 and 0 as well, which relaxes the conditions required here (both idempotent and symmetric). However, the method used in the proof is quite useful so we keep both of the claims. To prove the lemma above, we need to use the result of the spectral theorem as follows:

**Theorem 2.17: (Spectral Decomposition)** A real matrix  $\mathbf{X} \in \mathbb{R}^{n \times n}$  is symmetric if and only if there exists an orthogonal matrix  $\mathbf{Q}$  and a diagonal matrix  $\mathbf{\Lambda}$  such that

$$\mathbf{X} = \mathbf{Q}\mathbf{\Lambda}\mathbf{Q}^\top,$$

where the columns of  $\mathbf{Q} = [\mathbf{q}_1, \mathbf{q}_2, \dots, \mathbf{q}_n]$  are eigenvectors of  $\mathbf{X}$  and are mutually orthonormal, and the entries of  $\mathbf{\Lambda} = \text{diag}(\lambda_1, \lambda_2, \dots, \lambda_n)$  are the corresponding eigenvalues of  $\mathbf{X}$ , which are real. Specifically, we have the following properties:

1. A symmetric matrix has only **real eigenvalues**;
2. The eigenvectors can be chosen **orthonormal**;
3. The rank of  $\mathbf{X}$  is the number of nonzero eigenvalues;
4. If the eigenvalues are distinct, the eigenvectors are linearly independent.

The proof of spectral decomposition, also known as the spectral theorem, is provided in Appendix B.4 (p. 182). And now we are ready to prove Lemma 2.16.

**Proof** [of Lemma 2.16] Suppose matrix  $\mathbf{X}$  is symmetric idempotent. By spectral theorem (Theorem 2.17), we can decompose  $\mathbf{X} = \mathbf{Q}\mathbf{\Lambda}\mathbf{Q}^\top$ , where  $\mathbf{Q}$  is an orthogonal matrix, and  $\mathbf{\Lambda}$  is a diagonal matrix. Therefore, it follows that

$$\begin{aligned} (\mathbf{Q}\mathbf{\Lambda}\mathbf{Q}^\top)^2 &= \mathbf{Q}\mathbf{\Lambda}\mathbf{Q}^\top && (\mathbf{X} \text{ is symmetric and idempotent}) \\ \mathbf{Q}\mathbf{\Lambda}\mathbf{Q}^\top\mathbf{Q}\mathbf{\Lambda}\mathbf{Q}^\top &= \mathbf{Q}\mathbf{\Lambda}\mathbf{Q}^\top \\ \mathbf{Q}\mathbf{\Lambda}^2\mathbf{Q}^\top &= \mathbf{Q}\mathbf{\Lambda}\mathbf{Q}^\top \\ \mathbf{\Lambda}^2 &= \mathbf{\Lambda} \\ \lambda_i^2 &= \lambda_i. \end{aligned}$$

Thus, the eigenvalues of  $\mathbf{X}$  satisfy that  $\lambda_i \in \{0, 1\}$ ,  $\forall i$ . We complete the proof. ■

In the lemma above, we utilize the spectral theorem to prove that the only eigenvalues of any symmetric idempotent matrices are 1 and 0. This trick from spectral theorem is commonly employed in mathematical proofs (see the distribution theory sections in the sequel). Through a straightforward extension, we can relax the condition from symmetric idempotent to idempotent.

**Lemma 2.18: (Eigenvalue of Idempotent Matrices)** The only possible eigenvalues of any idempotent matrix are 0 and 1.

**Proof** [of Lemma 2.18] Let  $\beta$  denote an eigenvector of the idempotent matrix  $\mathbf{X}$  corresponding to the eigenvalue  $\lambda$ . That is,

$$\mathbf{X}\beta = \lambda\beta.$$

Also, we have

$$\begin{aligned}\mathbf{X}^2\beta &= (\mathbf{X}^2)\beta = \mathbf{X}\beta = \lambda\beta \\ &= \mathbf{X}(\mathbf{X}\beta) = \mathbf{X}(\lambda\beta) = \lambda\mathbf{X}\beta = \lambda^2\beta,\end{aligned}$$

which implies  $\lambda^2 = \lambda$ , and  $\lambda$  is either 0 or 1. ■

We also demonstrate that the rank of a symmetric idempotent matrix is equal to its trace, a result that will be highly beneficial in the subsequent sections.

**Lemma 2.19: (Rank and Trace of Symmetric Idempotent Matrices)** For any  $n \times n$  symmetric idempotent matrix  $\mathbf{X}$ , the rank of  $\mathbf{X}$  equals to the trace of  $\mathbf{X}$ .

**Proof** [of Lemma 2.19] From Spectral Theorem 2.17, matrix  $\mathbf{X}$  admits the spectral decomposition  $\mathbf{X} = \mathbf{Q}\mathbf{\Lambda}\mathbf{Q}^\top$ . Since  $\mathbf{X}$  and  $\mathbf{\Lambda}$  are similar matrices, their rank and trace are the same (see Lemma B.9, p. 177). That is,

$$\begin{aligned}\text{rank}(\mathbf{X}) &= \text{rank}(\text{diag}(\lambda_1, \lambda_2, \dots, \lambda_n)), \\ \text{tr}(\mathbf{X}) &= \text{tr}(\text{diag}(\lambda_1, \lambda_2, \dots, \lambda_n)),\end{aligned}$$

By Lemma 2.16, the only eigenvalues of  $\mathbf{X}$  are 0 and 1. Then, it follows that  $\text{rank}(\mathbf{X}) = \text{tr}(\mathbf{X})$ . ■

In the lemma above, we prove the rank and trace of any symmetric idempotent matrix are the same. However, it is rather a loose condition. We here also prove that the only condition on idempotency has the same result. Again, although this lemma is a more general version, we provide both of them since the method used in the proof is quite useful in the sequel.

**Lemma 2.20: (Rank and Trace of an Idempotent Matrix)** For any  $n \times n$  idempotent matrix  $\mathbf{X}$ , the rank of  $\mathbf{X}$  equals its trace.

**Proof** [of Lemma 2.20] Any  $n \times n$  rank- $r$  matrix  $\mathbf{X}$  admits CR decomposition  $\mathbf{X} = \mathbf{C}\mathbf{R}$ , where  $\mathbf{C} \in \mathbb{R}^{n \times r}$  and  $\mathbf{R} \in \mathbb{R}^{r \times n}$  with  $\mathbf{C}$  and  $\mathbf{R}$  having full rank  $r$  (see Appendix B.1,

p. 167).<sup>3</sup> Then, it follows that

$$\begin{aligned} \mathbf{X}^2 &= \mathbf{X} \\ \mathbf{C}\mathbf{R}\mathbf{C}\mathbf{R} &= \mathbf{C}\mathbf{R} \\ \mathbf{R}\mathbf{C}\mathbf{R} &= \mathbf{R} \\ \mathbf{R}\mathbf{C} &= \mathbf{I}_r, \end{aligned}$$

where  $\mathbf{I}_r$  is an  $r \times r$  identity matrix. Thus, the trace is

$$\text{tr}(\mathbf{X}) = \text{tr}(\mathbf{C}\mathbf{R}) = \text{tr}(\mathbf{R}\mathbf{C}) = \text{tr}(\mathbf{I}_r) = r,$$

which equals the rank of  $\mathbf{X}$ . The second equality above follows from the fact that the trace is invariant under cyclic permutations.  $\blacksquare$

### 2.7.2 By Geometry and Orthogonal Projection

Formally, we define the *projection matrix* as follows:

**Definition 2.2 (Projection Matrix)** A matrix  $\mathbf{H} \in \mathbb{R}^{n \times n}$  is called a *projection matrix* onto subspace  $\mathcal{V} \in \mathbb{R}^n$  if and only if  $\mathbf{H}$  satisfies the following properties:

- (P1).  $\mathbf{H}\mathbf{y} \in \mathcal{V}$  for all  $\mathbf{y} \in \mathbb{R}^n$ : any vector can be projected onto subspace  $\mathcal{V}$ ;
- (P2).  $\mathbf{H}\mathbf{y} = \mathbf{y}$  for all  $\mathbf{y} \in \mathcal{V}$ : projecting a vector already in that subspace has no further effect;
- (P3).  $\mathbf{H}^2 = \mathbf{H}$ , i.e., projecting twice is equal to projecting once because we are already in that subspace, i.e.,  $\mathbf{H}$  is idempotent.

Since we project a vector in  $\mathbb{R}^n$  onto the subspace of  $\mathbb{R}^n$ , so any projection matrix is a square matrix. Otherwise, we will project onto the subspace of  $\mathbb{R}^m$  rather than  $\mathbb{R}^n$ . We realize that  $\mathbf{H}\mathbf{y}$  is always in the column space of  $\mathbf{H}$ , and we would wonder about the relationship between  $\mathcal{V}$  and  $\mathcal{C}(\mathbf{H})$ . And actually, the column space of  $\mathbf{H}$  is equal to the subspace  $\mathcal{V}$  we want to project onto. Suppose  $\mathcal{V} = \mathcal{C}(\mathbf{H})$ , and suppose further that  $\mathbf{y}$  is already in the subspace  $\mathcal{V} = \mathcal{C}(\mathbf{H})$ , i.e., there is a vector  $\boldsymbol{\alpha}$  such that  $\mathbf{y} = \mathbf{H}\boldsymbol{\alpha}$ . Given the only condition (P3) above, we have,

$$\mathbf{H}\mathbf{y} = \mathbf{H}\mathbf{H}\boldsymbol{\alpha} = \mathbf{H}\boldsymbol{\alpha} = \mathbf{y}.$$

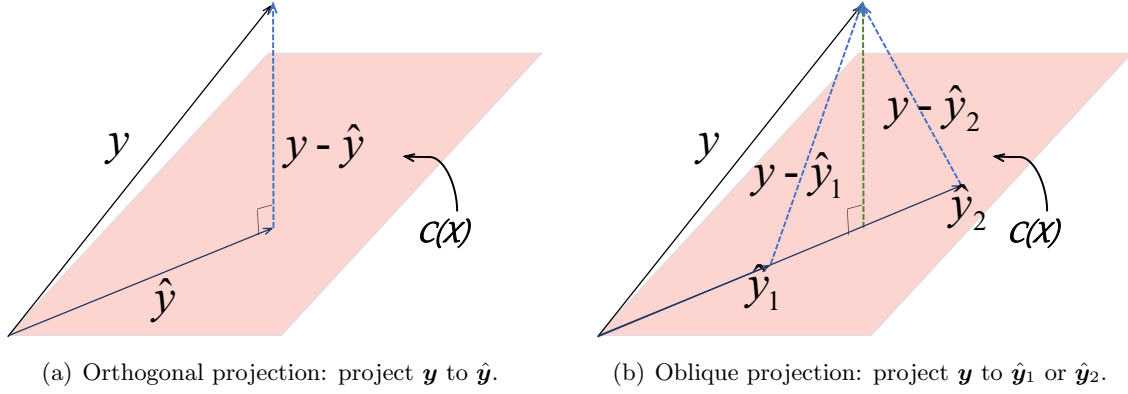
That is, condition (P3) implies conditions (P1) and (P2). Thus, the definition of the projection matrix can be relaxed to only the criterion on (P3).

Intuitively, we also want the projection  $\hat{\mathbf{y}} = \mathbf{H}\mathbf{y}$  of any vector  $\mathbf{y}$  to be perpendicular to  $\mathbf{y} - \hat{\mathbf{y}}$  such that the distance between  $\hat{\mathbf{y}}$  and  $\mathbf{y}$  is minimal and agrees with our least squares error requirement. This is referred to as the *orthogonal projection*.

3. CR decomposition: Any rank- $r$  matrix  $\mathbf{X} \in \mathbb{R}^{n \times p}$  can be factored as  $\mathbf{X} = \mathbf{C}\mathbf{R}$ , where  $\mathbf{C}$  contains some  $r$  independent columns of  $\mathbf{X}$ , and  $\mathbf{R}$  is an  $r \times p$  matrix used to reconstruct the columns of  $\mathbf{X}$  from the columns of  $\mathbf{C}$ . In particular,  $\mathbf{R}$  is the *reduced row echelon form* of  $\mathbf{X}$  without the zero rows, and both  $\mathbf{C}$  and  $\mathbf{R}$  have full rank  $r$ . See Appendix B.1 (p. 167) for more details.



**Definition 2.3 (Orthogonal Projection Matrix)** A matrix  $\mathbf{H}$  is called an **orthogonal projection matrix** onto subspace  $\mathcal{V} \in \mathbb{R}^n$  if and only if  $\mathbf{H}$  is a projection matrix, and the projection  $\hat{\mathbf{y}}$  of any vector  $\mathbf{y} \in \mathbb{R}^n$  is perpendicular to  $\mathbf{y} - \hat{\mathbf{y}}$ , i.e.,  $\mathbf{H}$  projects onto  $\mathcal{V}$  and along  $\mathcal{V}^\perp$ . Otherwise, when  $\hat{\mathbf{y}}$  is not perpendicular to  $\mathbf{y} - \hat{\mathbf{y}}$ , the projection matrix is called an **oblique projection matrix**. See the comparison between the orthogonal projection and oblique projection matrix in Figure 2.11.



**Figure 2.11:** Projection onto the hyperplane of  $\mathcal{C}(\mathbf{X})$ , i.e., the column space of  $\mathbf{X}$ .

Note that in the context of orthogonal projection, it does not imply that the projection matrix itself is orthogonal, but rather that the projection  $\hat{\mathbf{y}}$  is perpendicular to  $\mathbf{y} - \hat{\mathbf{y}}$ . This specialized orthogonal projection matrix will be implicitly assumed as such in the subsequent discussion unless explicitly clarified.

**Lemma 2.21: (Symmetric Orthogonal Projection Matrix)** Any projection matrix  $\mathbf{H}$  is an orthogonal projection matrix if and only if  $\mathbf{H}$  is symmetric.

**Proof** [of Lemma 2.21] We prove by forward implication and reverse implication separately as follows:

**Forward implication.** Suppose  $\mathbf{H}$  is an orthogonal projection matrix, which projects vectors onto subspace  $\mathcal{V}$ . Then any vectors  $\mathbf{v}$  and  $\mathbf{w}$  can be decomposed into a vector lies in  $\mathcal{V}$  ( $\mathbf{v}_p$  and  $\mathbf{w}_p$ ) and a vector lies in  $\mathcal{V}^\perp$  ( $\mathbf{v}_n$  and  $\mathbf{w}_n$ ) such that

$$\begin{aligned} \mathbf{v} &= \mathbf{v}_p + \mathbf{v}_n, \\ \mathbf{w} &= \mathbf{w}_p + \mathbf{w}_n. \end{aligned}$$

Since projection matrix  $\mathbf{H}$  will project vectors onto  $\mathcal{V}$ , then  $\mathbf{H}\mathbf{v} = \mathbf{v}_p$  and  $\mathbf{H}\mathbf{w} = \mathbf{w}_p$ . We then have

$$\begin{aligned} (\mathbf{H}\mathbf{v})^\top \mathbf{w} &= \mathbf{v}_p^\top \mathbf{w} & \mathbf{v}^\top (\mathbf{H}\mathbf{w}) &= \mathbf{v}^\top \mathbf{w}_p \\ &= \mathbf{v}_p^\top (\mathbf{w}_p + \mathbf{w}_n) & &= (\mathbf{v}_p + \mathbf{v}_n)^\top \mathbf{w}_p \\ &= \mathbf{v}_p^\top \mathbf{w}_p + \mathbf{v}_p^\top \mathbf{w}_n & &= \mathbf{v}_p^\top \mathbf{w}_p + \mathbf{v}_n^\top \mathbf{w}_p \\ &= \mathbf{v}_p^\top \mathbf{w}_p, & &= \mathbf{v}_p^\top \mathbf{w}_p, \end{aligned}$$

where the last equation is from the fact that  $\mathbf{v}_p$  is perpendicular to  $\mathbf{w}_n$ , and  $\mathbf{v}_n$  is perpendicular to  $\mathbf{w}_p$ . Thus, we have

$$(\mathbf{H}\mathbf{v})^\top \mathbf{w} = \mathbf{v}^\top (\mathbf{H}\mathbf{w}) \quad \text{leads to} \quad \mathbf{v}^\top \mathbf{H}^\top \mathbf{w} = \mathbf{v}^\top \mathbf{H}\mathbf{w},$$

which implies  $\mathbf{H}^\top = \mathbf{H}$ .

**Reverse implication.** For the reverse, if a projection matrix  $\mathbf{H}$  (not necessarily an orthogonal projection) is symmetric, then any vector  $\mathbf{v}$  can be decomposed into  $\mathbf{v} = \mathbf{H}\mathbf{v} + (\mathbf{I} - \mathbf{H})\mathbf{v}$ . If we can prove  $\mathbf{H}\mathbf{v}$  is perpendicular to  $(\mathbf{I} - \mathbf{H})\mathbf{v}$ , then we complete the proof. To see this, we have

$$\begin{aligned} (\mathbf{H}\mathbf{v})^\top (\mathbf{I} - \mathbf{H})\mathbf{v} &= \mathbf{v}^\top \mathbf{H}^\top (\mathbf{I} - \mathbf{H})\mathbf{v} \\ &= \mathbf{v}^\top (\mathbf{H}^\top - \mathbf{H}^\top \mathbf{H})\mathbf{v} \\ &= \mathbf{v}^\top (\mathbf{H} - \mathbf{H}\mathbf{H})\mathbf{v} \\ &= \mathbf{v}^\top (\mathbf{H} - \mathbf{H})\mathbf{v} = \mathbf{0}, \end{aligned}$$

which completes the proof. ■

We claimed that the orthogonal projection has a minimum length, i.e., the distance between  $\mathbf{y}$  and  $\hat{\mathbf{y}}$  is minimized. We rigorously prove this property.

**Lemma 2.22: (Minimum Distance in Orthogonal Projection)** Let  $\mathcal{V}$  be a subspace of  $\mathbb{R}^n$  and  $\mathbf{H} \in \mathbb{R}^{n \times n}$  be an orthogonal projection onto  $\mathcal{V}$ . Then, given any vector  $\mathbf{y} \in \mathbb{R}^n$ , it follows that

$$\|\mathbf{y} - \mathbf{H}\mathbf{y}\|^2 \leq \|\mathbf{y} - \mathbf{v}\|^2, \quad \forall \mathbf{v} \in \mathcal{V}.$$

**Proof** [of Lemma 2.22] Let  $\mathbf{H} = \mathbf{Q}\mathbf{\Lambda}\mathbf{Q}^\top \in \mathbb{R}^{n \times n}$  be the spectral decomposition of the orthogonal projection  $\mathbf{H}$ ,  $\mathbf{Q} = [\mathbf{q}_1, \mathbf{q}_2, \dots, \mathbf{q}_n]$  be the column partition of  $\mathbf{Q}$ , and  $\mathbf{\Lambda} = \text{diag}(\lambda_1, \lambda_2, \dots, \lambda_n)$ . Let  $\dim(\mathcal{V}) = r$ . Then, from Lemma 2.16, the only possible eigenvalues of the orthogonal projection matrix are 1 and 0. Without loss of generality, let  $\lambda_1 = \lambda_2 = \dots = \lambda_r = 1$  and  $\lambda_{r+1} = \lambda_{r+2} = \dots = \lambda_n = 0$ . Then, it follows that

- $\{\mathbf{q}_1, \mathbf{q}_2, \dots, \mathbf{q}_n\}$  is an orthonormal basis of  $\mathbb{R}^n$ ;
- $\{\mathbf{q}_1, \mathbf{q}_2, \dots, \mathbf{q}_r\}$  is an orthonormal basis of  $\mathcal{V}$ . So for any vector  $\mathbf{v} \in \mathcal{V}$ , we have  $\mathbf{v}^\top \mathbf{q}_i = 0$  for  $i \in \{r+1, r+2, \dots, n\}$ .

Then we have,

$$\begin{aligned} \|\mathbf{y} - \mathbf{H}\mathbf{y}\|^2 &= \left\| \mathbf{Q}^\top \mathbf{y} - \mathbf{Q}^\top \mathbf{H}\mathbf{y} \right\|^2 && \text{(invariant under orthogonal)} \\ &= \sum_{i=1}^n (\mathbf{y}^\top \mathbf{q}_i - (\mathbf{H}\mathbf{y})^\top \mathbf{q}_i)^2 \\ &= \sum_{i=1}^n (\mathbf{y}^\top \mathbf{q}_i - \mathbf{y}^\top \mathbf{H}\mathbf{q}_i)^2 && (\mathbf{H} \text{ is symmetric}) \\ &= \sum_{i=1}^n (\mathbf{y}^\top \mathbf{q}_i - \lambda_i \mathbf{y}^\top \mathbf{q}_i)^2 && (\mathbf{H}\mathbf{Q} = \mathbf{Q}\mathbf{\Lambda}) \end{aligned}$$

$$\begin{aligned}
&= 0 + \sum_{i=r+1}^n (\mathbf{y}^\top \mathbf{q}_i)^2 && \text{(eigenvalues are 1 or 0)} \\
&\leq \sum_{i=1}^r (\mathbf{y}^\top \mathbf{q}_i - \mathbf{v}^\top \mathbf{q}_i)^2 + \sum_{i=r+1}^n (\mathbf{y}^\top \mathbf{q}_i)^2 \\
&= \left\| \mathbf{Q}^\top \mathbf{y} - \mathbf{Q}^\top \mathbf{v} \right\|^2 && (\mathbf{v}^\top \mathbf{q}_i = 0 \text{ for } i > r) \\
&= \|\mathbf{y} - \mathbf{v}\|^2,
\end{aligned}$$

which completes the proof. ■

**Lemma 2.23: (Angle between the Original and Projected Vectors)** Let  $\mathbf{H}$  be an orthogonal projection onto  $\mathcal{V}$ . Then

1.  $\mathbf{y}^\top (\mathbf{H}\mathbf{y}) \geq 0$ , i.e., angle between  $\mathbf{y}$  and  $\mathbf{H}\mathbf{y}$  is smaller than  $90^\circ$ ;
2.  $\|\mathbf{H}\mathbf{y}\|^2 \leq \|\mathbf{y}\|^2$ .

**Proof** [of Lemma 2.23] According to the definition of the orthogonal projection, we have  $\mathbf{y}^\top (\mathbf{H}\mathbf{y}) = \mathbf{y}^\top \mathbf{H}(\mathbf{H}\mathbf{y}) = \mathbf{y}^\top \mathbf{H}^\top (\mathbf{H}\mathbf{y}) = \|\mathbf{H}\mathbf{y}\|^2 \geq 0$ . And we could decompose  $\mathbf{y}$  by

$$\begin{aligned}
\|\mathbf{y}\|^2 &= \|(I - \mathbf{H} + \mathbf{H})\mathbf{y}\|^2 = \|(I - \mathbf{H})\mathbf{y}\|^2 + \|\mathbf{H}\mathbf{y}\|^2 + 2\mathbf{y}^\top (I - \mathbf{H})^\top \mathbf{H}\mathbf{y} \\
&= \|(I - \mathbf{H})\mathbf{y}\|^2 + \|\mathbf{H}\mathbf{y}\|^2 \geq \|\mathbf{H}\mathbf{y}\|^2.
\end{aligned}$$

This completes the proof. ■

In conclusion, for determining the OLS solution, we define the *projection* matrix as idempotent, with the additional condition of symmetry for an *orthogonal projection*. We illustrate the minimized distance between the original vector and the projected vector through this orthogonal projection.

We proceed further by establishing more connections between the OLS solution and the orthogonal projection.

**Proposition 2.24: (Projection Matrix from a Set of Vectors)** If  $\mathbf{x}_1, \mathbf{x}_2, \dots, \mathbf{x}_p \in \mathbb{R}^n$  are linearly independent with the fact that  $\mathcal{C}([\mathbf{x}_1, \mathbf{x}_2, \dots, \mathbf{x}_p]) = \mathcal{V}$  and  $n \geq p$ , then the orthogonal projection onto  $\mathcal{V}$  can be represented as

$$\mathbf{H} = \mathbf{X}(\mathbf{X}^\top \mathbf{X})^{-1} \mathbf{X}^\top,$$

where  $\mathbf{X} \in \mathbb{R}^{n \times p}$  is the matrix with columns  $\mathbf{x}_1, \mathbf{x}_2, \dots, \mathbf{x}_p$ .

**Proof** [of Proposition 2.24] It can be easily verified that  $\mathbf{H}$  is symmetric and idempotent. By SVD of  $\mathbf{X} = \mathbf{U}\mathbf{\Sigma}\mathbf{V}^\top$ , we have  $\mathbf{H} = \mathbf{X}(\mathbf{X}^\top \mathbf{X})^{-1} \mathbf{X}^\top = \mathbf{U}\mathbf{\Sigma}(\mathbf{\Sigma}^\top \mathbf{\Sigma})^{-1} \mathbf{\Sigma}^\top \mathbf{U}^\top$ . Let  $\mathbf{U} = [\mathbf{u}_1, \mathbf{u}_2, \dots, \mathbf{u}_n]$  be the column partition of  $\mathbf{U}$ . From Lemma 2.13,  $\{\mathbf{u}_1, \mathbf{u}_2, \dots, \mathbf{u}_p\}$  is an orthonormal basis of  $\mathcal{C}(\mathbf{X})$ . And  $\mathbf{\Sigma}(\mathbf{\Sigma}^\top \mathbf{\Sigma})^{-1} \mathbf{\Sigma}^\top$  in  $\mathbf{H}$  is an  $n \times n$  matrix with the upper-left part being a  $p \times p$  identity matrix and the other parts being zero. Apply this

observation of  $\mathbf{H}$  into spectral theorem,  $\{\mathbf{u}_1, \mathbf{u}_2, \dots, \mathbf{u}_p\}$  is also an orthonormal basis of  $\mathcal{C}(\mathbf{H})$ . Thus, it follows that  $\mathcal{C}(\mathbf{H}) = \mathcal{C}(\mathbf{X})$ , and the orthogonal projection  $\mathbf{H}$  is projecting onto  $\mathcal{C}(\mathbf{X})$ , from which the result follows. ■

The proposition above brings us back to the result we have shown at the beginning of this section. For the OLS estimate to minimize  $\|\mathbf{y} - \mathbf{X}\boldsymbol{\beta}\|^2$ , which searches for an estimate  $\hat{\boldsymbol{\beta}}$  so that  $\hat{\mathbf{y}} = \mathbf{X}\hat{\boldsymbol{\beta}}$  is in  $\mathcal{C}(\mathbf{X})$  to minimize the distance between  $\mathbf{X}\hat{\boldsymbol{\beta}}$  and  $\mathbf{y}$ . An orthogonal projection matrix  $\mathbf{H} = \mathbf{X}(\mathbf{X}^\top \mathbf{X})^{-1} \mathbf{X}^\top$  can project  $\mathbf{y}$  onto the column space of  $\mathbf{X}$ , and the projected vector is  $\hat{\mathbf{y}} = \mathbf{H}\mathbf{y}$  with the squared distance between  $\hat{\mathbf{y}}$  and  $\mathbf{y}$  being minimal (by Lemma 2.22).

To repeat, the hat matrix  $\mathbf{H}$  has a geometric interpretation.  $\mathbf{H}$  drops a perpendicular to the hyperplane. Here,  $\mathbf{H} = \mathbf{X}(\mathbf{X}^\top \mathbf{X})^{-1} \mathbf{X}^\top$  drops  $\mathbf{y}$  onto the column space of  $\mathbf{X}$ :  $\hat{\mathbf{y}} = \mathbf{H}\mathbf{y}$ . Idempotency also has a geometric interpretation. Additional  $\mathbf{H}$ 's also drop a perpendicular to the hyperplane. But it has no additional effect because we are already on that hyperplane. Therefore,  $\mathbf{H}^2\mathbf{y} = \mathbf{H}\mathbf{y}$ . This scenario is shown in Figure 2.11(a). The sum of squared error is then equal to the squared Euclidean distance between  $\mathbf{y}$  and  $\hat{\mathbf{y}}$ . Thus, the least squares solution for  $\boldsymbol{\beta}$  corresponds to the orthogonal projection of  $\mathbf{y}$  onto the column space of  $\mathbf{X}$ .

**Lemma 2.25: (Column Space of Projection Matrices)** We notice that the hat matrix  $\mathbf{H} = \mathbf{X}(\mathbf{X}^\top \mathbf{X})^{-1} \mathbf{X}^\top$  is used to project any vector in  $\mathbb{R}^n$  onto the column space of  $\mathbf{X} \in \mathbb{R}^{n \times p}$ . In other words,  $\mathbf{H}\mathbf{y} \in \mathcal{C}(\mathbf{X})$ . Notice again that  $\mathbf{H}\mathbf{y}$  is nothing but a combination of the columns of  $\mathbf{H}$ , thus  $\mathcal{C}(\mathbf{H}) = \mathcal{C}(\mathbf{X})$ .

More generally, for any projection matrix  $\mathbf{H}$  that projects a vector onto a subspace  $\mathcal{V}$ , then  $\mathcal{C}(\mathbf{H}) = \mathcal{V}$ .

**Proof** [of Lemma 2.25] Since  $\mathbf{H} = \mathbf{X}(\mathbf{X}^\top \mathbf{X})^{-1} \mathbf{X}^\top = \mathbf{X}\mathbf{C}$  (let  $\mathbf{C} = (\mathbf{X}^\top \mathbf{X})^{-1} \mathbf{X}^\top$ ), the columns of  $\mathbf{H}$  are combinations of columns of  $\mathbf{X}$ . Thus,  $\mathcal{C}(\mathbf{H}) \subseteq \mathcal{C}(\mathbf{X})$ . By Lemma 2.20, we have

$$\begin{aligned} \text{rank}(\mathbf{H}) &= \text{tr}(\mathbf{H}) = \text{tr}(\mathbf{X}(\mathbf{X}^\top \mathbf{X})^{-1} \mathbf{X}^\top) \\ &= \text{tr}((\mathbf{X}^\top \mathbf{X})^{-1} \mathbf{X}^\top \mathbf{X}) = \text{tr}(\mathbf{I}_p) = p. \end{aligned}$$

where the third equality is from the fact that the trace of a product is invariant under cyclical permutations of the factors:  $\text{tr}(\mathbf{ABC}) = \text{tr}(\mathbf{BCA}) = \text{tr}(\mathbf{CAB})$ . Thus, the rank of  $\mathbf{H}$  equals the rank of  $\mathbf{X}$  such that  $\mathcal{C}(\mathbf{H}) = \mathcal{C}(\mathbf{X})$ . ■

### 2.7.3 Properties of Orthogonal Projection Matrices

In fact,  $(\mathbf{I} - \mathbf{H})$  is also symmetric idempotent. And actually, when  $\mathbf{H}$  projects onto a subspace  $\mathcal{V}$ ,  $\mathbf{I} - \mathbf{H}$  projects onto the perpendicular subspace  $\mathcal{V}^\perp$ .

**Proposition 2.26: (Project onto  $\mathcal{V}^\perp$ )** Let  $\mathcal{V}$  be a subspace and  $\mathbf{H}$  be an orthogonal projection onto  $\mathcal{V}$ . Then,  $\mathbf{I} - \mathbf{H}$  is the orthogonal projection matrix onto  $\mathcal{V}^\perp$ .

The claim can be extended further that suppose  $\mathcal{V}_1 \subseteq \mathcal{V}$  and  $\mathcal{V}_2 \subseteq \mathcal{V}^\perp$ . Then,  $\mathbf{H}_1$  is the orthogonal projection that projects onto  $\mathcal{V}_1$  and  $\mathbf{H}_2$  is the orthogonal projection that projects onto  $\mathcal{V}_2$  if and only if  $\mathbf{H}_1\mathbf{H}_2 = \mathbf{0}$ .

**Proof** [of Proposition 2.26] First,  $(\mathbf{I} - \mathbf{H})$  is symmetric,  $(\mathbf{I} - \mathbf{H})^\top = \mathbf{I} - \mathbf{H}^\top = \mathbf{I} - \mathbf{H}$  since  $\mathbf{H}$  is symmetric. And

$$(\mathbf{I} - \mathbf{H})^2 = \mathbf{I}^2 - \mathbf{I}\mathbf{H} - \mathbf{H}\mathbf{I} + \mathbf{H}^2 = \mathbf{I} - \mathbf{H}.$$

Thus,  $\mathbf{I} - \mathbf{H}$  is an orthogonal projection matrix. By spectral theorem again, let  $\mathbf{H} = \mathbf{Q}\mathbf{\Lambda}\mathbf{Q}^\top$ . Then,  $\mathbf{I} - \mathbf{H} = \mathbf{Q}\mathbf{Q}^\top - \mathbf{Q}\mathbf{\Lambda}\mathbf{Q}^\top = \mathbf{Q}(\mathbf{I} - \mathbf{\Lambda})\mathbf{Q}^\top$ . Hence the column space of  $\mathbf{I} - \mathbf{H}$  is spanned by the eigenvectors of  $\mathbf{H}$  corresponding to the zero eigenvalues of  $\mathbf{H}$  (by Proposition 2.16), which coincides with  $\mathcal{V}^\perp$ .

For the second part, since  $\mathcal{C}(\mathbf{H}_1) = \mathcal{V}_1$  and  $\mathcal{C}(\mathbf{H}_2) = \mathcal{V}_2$ , every column of  $\mathbf{H}_1$  is perpendicular to columns of  $\mathbf{H}_2$ . Thus,  $\mathbf{H}_1\mathbf{H}_2 = \mathbf{0}$ . For the reverse implication, suppose  $\mathbf{H}_1\mathbf{H}_2 = \mathbf{0}$ , then  $\mathbf{H}_1(\mathbf{H}_2\mathbf{y}) = \mathbf{0}$  for all  $\mathbf{y}$ . Thus  $\mathcal{V}_1 \perp \mathcal{V}_2$ . Moreover, it can be easily verified when  $\mathcal{V}_1 = \mathcal{V}$  and  $\mathcal{V}_2 = \mathcal{V}^\perp$ , then  $\mathbf{H}(\mathbf{I} - \mathbf{H}) = \mathbf{0}$ . ■

A projection matrix with the capability to project any vector onto a subspace is not unique. However, when constrained to orthogonal projection, the projection becomes unique.

**Proposition 2.27: (Uniqueness of Orthogonal Projection)** If  $\mathbf{P}$  and  $\mathbf{H}$  are orthogonal projection matrices onto the same subspace  $\mathcal{V}$ , then  $\mathbf{P} = \mathbf{H}$ .

**Proof** [of Proposition 2.27] For any vector  $\mathbf{v}$  in  $\mathbb{R}^n$ , it can be factored into a vector  $\mathbf{v}_p$  in  $\mathcal{V}$  and a vector  $\mathbf{v}_n$  in  $\mathcal{V}^\perp$  such that  $\mathbf{v} = \mathbf{v}_p + \mathbf{v}_n$  and  $\mathbf{v}_p^\top \mathbf{v}_n = 0$ . Then, we have

$$\mathbf{P}\mathbf{v} = \mathbf{v}_p = \mathbf{H}\mathbf{v},$$

such that  $(\mathbf{P} - \mathbf{H})\mathbf{v} = \mathbf{0}$ . Since any vector  $\mathbf{v} \in \mathbb{R}^n$  is in the null space of  $\mathbf{P} - \mathbf{H}$ , then the matrix  $\mathbf{P} - \mathbf{H}$  is of rank 0, and  $\mathbf{P} = \mathbf{H}$ . ■

**Proposition 2.28: (Nested Projection)** Let  $\mathcal{V}_1 \subseteq \mathcal{V}_2 \subseteq \mathbb{R}^n$  be two nested linear subspaces. If  $\mathbf{H}_1$  is the orthogonal projection onto  $\mathcal{V}_1$ , and  $\mathbf{H}_2$  is the orthogonal projection onto  $\mathcal{V}_2$ , then it follows that

1.  $\mathbf{H}_2\mathbf{H}_1 = \mathbf{H}_1 = \mathbf{H}_1\mathbf{H}_2$ ;
2.  $\mathbf{H}_2 - \mathbf{H}_1$  is also an orthogonal projection.

**Proof** [of Proposition 2.28] For all  $\mathbf{y} \in \mathbb{R}^n$ , we have  $\mathbf{H}_1\mathbf{y} \in \mathcal{V}_1$ . This implies  $\mathbf{H}_1\mathbf{y} \in \mathcal{V}_1 \subseteq \mathcal{V}_2$ . Thus,

$$\mathbf{H}_2(\mathbf{H}_1\mathbf{y}) = \mathbf{H}_1\mathbf{y}. \quad (\text{from Definition 2.2})$$

Then  $(\mathbf{H}_2\mathbf{H}_1 - \mathbf{H}_1)\mathbf{y} = \mathbf{0}$  for all  $\mathbf{y} \in \mathbb{R}^n$ . That is, the dimension of the null space  $\mathcal{N}(\mathbf{H}_2\mathbf{H}_1 - \mathbf{H}_1) = n$  and the rank of  $\mathbf{H}_2\mathbf{H}_1 - \mathbf{H}_1$  is 0, which results in  $\mathbf{H}_2\mathbf{H}_1 = \mathbf{H}_1$ .

For  $\mathbf{H}_1\mathbf{H}_2$ , both  $\mathbf{H}_1$  and  $\mathbf{H}_2$  are symmetric such that  $\mathbf{H}_1\mathbf{H}_2 = \mathbf{H}_1^\top\mathbf{H}_2^\top = (\mathbf{H}_2\mathbf{H}_1)^\top = \mathbf{H}_1^\top = \mathbf{H}_1$ , which completes the proof of part 1.

To see the second part, we notice that  $(\mathbf{H}_2 - \mathbf{H}_1)^\top = \mathbf{H}_2 - \mathbf{H}_1$  and

$$\begin{aligned} (\mathbf{H}_2 - \mathbf{H}_1)^2 &= \mathbf{H}_2^2 - \mathbf{H}_2\mathbf{H}_1 - \mathbf{H}_1\mathbf{H}_2 + \mathbf{H}_1^2 \\ &= \mathbf{H}_2 - \mathbf{H}_1 - \mathbf{H}_1 + \mathbf{H}_1 \\ &= \mathbf{H}_2 - \mathbf{H}_1, \end{aligned}$$

which states that  $\mathbf{H}_2 - \mathbf{H}_1$  is both symmetric and idempotent. This completes the proof. ■

From the lemma above, we can also claim that orthogonal projection matrices are positive semidefinite (PSD).

**Proposition 2.29: (Symmetric Projection)** Any orthogonal projection matrix  $\mathbf{H}$  is positive semidefinite.

**Proof** [of Proposition 2.29] Since  $\mathbf{H}$  is symmetric and idempotent. For any vector  $\mathbf{x}$ , we have

$$\mathbf{x}^\top \mathbf{H} \mathbf{x} = \mathbf{x}^\top \mathbf{H} \mathbf{H} \mathbf{x} = \mathbf{x}^\top \mathbf{H}^\top \mathbf{H} \mathbf{x} = \|\mathbf{H} \mathbf{x}\|^2 \geq 0.$$

Thus,  $\mathbf{H}$  is PSD. ■

As a recap, we summarize important facts about the orthogonal projection matrix that will be extensively used in the next chapters in the following remark.

**Remark 2.30: Important Facts About Hat Matrix (Part 1)**

1. As we assume  $\mathbf{X} \in \mathbb{R}^{n \times p}$  is fixed and has full rank with  $n \geq p$ . It is known that the rank of  $\mathbf{X}$  is equal to the rank of its *Gram matrix*, defined as  $\mathbf{X}^\top \mathbf{X}$ , such that

$$\text{rank}(\mathbf{X}) = \text{rank}(\mathbf{X}^\top \mathbf{X});$$

2. The rank of an orthogonal projection matrix is the dimension of the subspace onto which it projects. Hence, the rank of  $\mathbf{H}$  is  $p$  when  $\mathbf{X}$  has full rank and  $n \geq p$ :

$$\text{rank}(\mathbf{H}) = \text{rank}(\mathbf{X}(\mathbf{X}^\top \mathbf{X})^{-1} \mathbf{X}^\top) = \text{rank}((\mathbf{X}^\top \mathbf{X})^{-1} \mathbf{X}^\top \mathbf{X}) = \text{rank}(\mathbf{I}_p) = p.$$

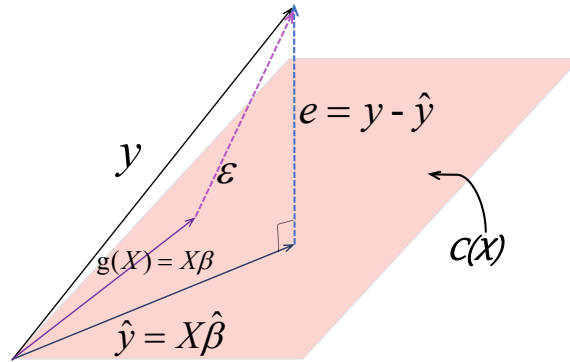
3. The column space of  $\mathbf{H}$  is identical to the column space of  $\mathbf{X}$ .

## 2.8. By Geometry with Noise Disturbance

Assume further that the ideal output  $\mathbf{y}$  comes from some ideal function  $g(\mathbf{X}) \in \mathcal{C}(\mathbf{X})$  and  $\mathbf{y} = g(\mathbf{X}) + \boldsymbol{\epsilon}$ , where  $\boldsymbol{\epsilon}$  is the noise variable and  $\mathbf{y}$  becomes a random variable. That is, the real observation  $\mathbf{y}$  is disturbed by some noise. In this case, we assume that the observed

values  $\mathbf{y}$  differ from the true function  $g(\mathbf{X}) = \mathbf{X}\boldsymbol{\beta}$  by additive noise. This scenario is shown in Figure 2.12. This visual representation provides a comprehensive overview of the problem, setting the foundation for all subsequent developments in this book.

1. Vector of Outputs (Responses):  $\mathbf{y} \in \mathbb{R}^n$  is an  $n \times 1$  vector of observations of the output variable, and  $n$  is the sample size;
2. Design Matrix:  $\mathbf{X}$  is an  $n \times p$  matrix of inputs, and  $p$  is the dimension of the inputs for each observation;
3. Vector of Parameters:  $\boldsymbol{\beta} \in \mathbb{R}^p$  is a  $p \times 1$  vector of regression coefficients;
4. Vector of Noises:  $\boldsymbol{\epsilon} \in \mathbb{R}^n$  is an  $n \times 1$  vector of noises;
5. Vector of Errors:  $\mathbf{e} \in \mathbb{R}^n$  is an  $n \times 1$  vector of errors. For predicted outputs  $\hat{\mathbf{y}}$ ,  $\mathbf{e} = \mathbf{y} - \hat{\mathbf{y}}$ . Thus,  $\mathbf{e}$  is different from  $\boldsymbol{\epsilon}$ . The latter is unobservable while the former is a byproduct of our linear model. In some texts,  $\mathbf{e}$  is denoted as  $\hat{\mathbf{e}}$  to make a connection to  $\boldsymbol{\epsilon}$ .



**Figure 2.12:** Projection onto the hyperplane of  $\mathcal{C}(\mathbf{X})$  and disturbed by noise  $\boldsymbol{\epsilon}$ .

By introducing the noise vector, we provide more facts about the hat matrix:

**Remark 2.31: Important Facts About Hat Matrix (Part 2)**

4. Error vector  $\mathbf{e} = \mathbf{y} - \hat{\mathbf{y}} = (\mathbf{I} - \mathbf{H})\mathbf{y} = (\mathbf{I} - \mathbf{H})(\mathbf{X}\boldsymbol{\beta} + \boldsymbol{\epsilon}) = (\mathbf{I} - \mathbf{H})\mathbf{X}\boldsymbol{\beta} + (\mathbf{I} - \mathbf{H})\boldsymbol{\epsilon} = (\mathbf{I} - \mathbf{H})\boldsymbol{\epsilon}$ : projecting  $\mathbf{y}$  onto the perpendicular space is equivalent to projecting  $\boldsymbol{\epsilon}$  onto the perpendicular space. This property can be easily checked from the geometric meaning of  $\mathbf{y}$  and  $\boldsymbol{\epsilon}$ , as shown in Figure 2.12;
5.  $\hat{\mathbf{y}}$  and  $\mathbf{e}$  are orthogonal,  $\mathbf{H}\boldsymbol{\epsilon}$  and  $\mathbf{e}$  are orthogonal;
6. Pythagoras:  $\|\mathbf{y}\|^2 = \|\hat{\mathbf{y}}\|^2 + \|\mathbf{e}\|^2$  and  $\|\boldsymbol{\epsilon}\|^2 = \|\mathbf{H}\boldsymbol{\epsilon}\|^2 + \|\mathbf{e}\|^2$ ;
7. Pythagoras in general: for any orthogonal projection matrix  $\mathbf{P}$ , we have  $\|\mathbf{x}\|^2 = \|\mathbf{P}\mathbf{x}\|^2 + \|(\mathbf{I} - \mathbf{P})\mathbf{x}\|^2$ .

The Pythagoras in general can be easily verified that

$$\begin{aligned}
 \|\mathbf{P}\mathbf{x}\|^2 + \|(\mathbf{I} - \mathbf{P})\mathbf{x}\|^2 &= \mathbf{x}^\top \mathbf{P}^\top \mathbf{P}\mathbf{x} + \mathbf{x}^\top (\mathbf{I} - \mathbf{P})^\top (\mathbf{I} - \mathbf{P})\mathbf{x} \\
 &= \mathbf{x}^\top \mathbf{P}\mathbf{x} + \mathbf{x}^\top (\mathbf{I} - \mathbf{P})\mathbf{x} \\
 &= \mathbf{x}^\top [\mathbf{P}\mathbf{x} + (\mathbf{I} - \mathbf{P})\mathbf{x}] \\
 &= \|\mathbf{x}\|^2.
 \end{aligned}$$

## 2.9. Alternating Least Squares\*

The explosion of data from advancements in sensor technology and computer hardware poses new challenges for data analysis. The substantial volume of data often contains noise and other distortions, requiring pre-processing for the application of deductive science. For instance, signals received by antenna arrays often are contaminated by noise and other degradations. Effectively analyzing such data requires reconstruction or representation in a manner that minimizes inaccuracies while maintaining certain feasibility conditions.

Moreover, data collected from complex systems often arises from multiple interrelated variables acting together. When these variables lack clear definitions, the information contained in the original data may be overlapping and unclear. By creating a reduced system model, we can achieve a level of accuracy that is close to the original system. The standard approach involves removing noise, reducing the model, and reconstructing feasibility by replacing the original data with a lower-dimensional representation obtained through subspace approximation. Consequently, low-rank approximations or low-rank matrix decompositions play a important role in a wide range of applications.

Low-rank matrix decomposition stands out as a potent technique in machine learning and data mining for representing a given matrix as the product of two or more matrices with lower dimensions. This method captures the essential structure of a matrix while disregarding noise and redundancies. Common techniques for low-rank matrix decomposition include singular value decomposition (SVD), principal component analysis (PCA), multiplicative update nonnegative matrix factorization (NMF), and the alternating least squares (ALS) approach introduced in this section.

For example, in the Netflix Prize competition (Bennett et al., 2007), the objective is to predict the users' ratings for different movies based on their existing ratings for other movies. We use indices  $n = 1, 2, \dots, N$  for  $N$  movies and  $p = 1, 2, \dots, P$  for  $P$  users. The rating of the  $p$ -th user for the  $n$ -th movie is denoted by  $x_{np}$ . Let  $\mathbf{X}$  be an  $N \times P$ <sup>4</sup> rating matrix with columns  $\mathbf{x}_p \in \mathbb{R}^N$  containing ratings provided by the  $p$ -th user. Note that numerous ratings  $\{x_{np}\}$  are missing, and our objective is to accurately predict these absent ratings.

We formally consider algorithms for solving the following problem: Approximating the matrix  $\mathbf{X}$  through factorization into an  $N \times K$  matrix  $\mathbf{W}$  and a  $K \times P$  matrix  $\mathbf{Z}$ . Typically,  $K$  is chosen to be smaller than both  $N$  and  $P$ , ensuring reduced dimensions for  $\mathbf{W}$  and  $\mathbf{Z}$  compared to the original matrix  $\mathbf{X}$ . This dimensional reduction yields a compressed version

4. For the purpose of this section, we temporarily assume that the matrix  $\mathbf{X}$  has dimensions  $N \times P$ ; otherwise, it will be treated as  $n \times p$ .



of the original data matrix. Deciding the appropriate value for  $K$  is crucial in practice, and its selection is often problem-dependent.

The factorization holds significance; let  $\mathbf{X} = [\mathbf{x}_1, \mathbf{x}_2, \dots, \mathbf{x}_P]$  and  $\mathbf{Z} = [\mathbf{z}_1, \mathbf{z}_2, \dots, \mathbf{z}_P]$  be the column partitions of  $\mathbf{X}$  and  $\mathbf{Z}$ , respectively. Then,  $\mathbf{x}_p = \mathbf{W}\mathbf{z}_p$ , implying that each column  $\mathbf{x}_p$  is approximated by a linear combination of the columns of  $\mathbf{W}$ , weighted by the components in  $\mathbf{z}_p$ . Thus, the columns of  $\mathbf{W}$  can be viewed as containing the column basis of  $\mathbf{X}$ .

To achieve the approximation  $\mathbf{X} \approx \mathbf{W}\mathbf{Z}$ , a suitable loss function must be established for measuring the distance between  $\mathbf{X}$  and  $\mathbf{W}\mathbf{Z}$ . In this context, we opt for the Frobenius norm (Definition 1.20, p. 10) between two matrices, which vanishes to zero if  $\mathbf{X} = \mathbf{W}\mathbf{Z}$ , and the advantage will be evident shortly.

To simplify the problem, let's first assume the absence of missing ratings. We project data vectors  $\mathbf{x}_p \in \mathbb{R}^N$  into a lower dimension  $\mathbf{z}_p \in \mathbb{R}^K$  with  $K < \min\{N, P\}$  in a manner that minimizes the *reconstruction error*, as measured by the Frobenius norm (assuming  $K$  is known):

$$\min_{\mathbf{W}, \mathbf{Z}} \sum_{p=1}^P \sum_{n=1}^N \left( x_{np} - \mathbf{w}_n^\top \mathbf{z}_p \right)^2, \quad (2.6)$$

where  $\mathbf{W} = [\mathbf{w}_1^\top; \mathbf{w}_2^\top; \dots; \mathbf{w}_N^\top] \in \mathbb{R}^{N \times K}$  and  $\mathbf{Z} = [\mathbf{z}_1, \mathbf{z}_2, \dots, \mathbf{z}_P] \in \mathbb{R}^{K \times P}$  containing  $\mathbf{w}_n$ 's and  $\mathbf{z}_p$ 's as **rows and columns**, respectively. The loss formulation in Equation (2.6) is referred to as the *per-example loss*. It can be equivalently expressed as

$$L(\mathbf{W}, \mathbf{Z}) = \sum_{p=1}^P \sum_{n=1}^N \left( x_{np} - \mathbf{w}_n^\top \mathbf{z}_p \right)^2 = \|\mathbf{W}\mathbf{Z} - \mathbf{X}\|^2.$$

Furthermore, the loss function  $L(\mathbf{W}, \mathbf{Z}) = \sum_{p=1}^P \sum_{n=1}^N (x_{np} - \mathbf{w}_n^\top \mathbf{z}_p)^2$  is convex concerning  $\mathbf{Z}$  given  $\mathbf{W}$ , and vice versa. Therefore, we can first minimize it with respect to  $\mathbf{Z}$  while keeping  $\mathbf{W}$  fixed, and subsequently minimize it with respect to  $\mathbf{W}$  with  $\mathbf{Z}$  fixed. This results in two optimization problems, denoted by ALS1 and ALS2:

$$\begin{cases} \mathbf{Z} \leftarrow \arg \min_{\mathbf{Z}} L(\mathbf{W}, \mathbf{Z}); & (\text{ALS1}) \\ \mathbf{W} \leftarrow \arg \min_{\mathbf{W}} L(\mathbf{W}, \mathbf{Z}). & (\text{ALS2}) \end{cases}$$

This is referred to as the *coordinate descent algorithm*, wherein we alternate between optimizing the least squares concerning  $\mathbf{W}$  and  $\mathbf{Z}$ . Therefore, it is also called the *alternating least squares (ALS)* algorithm (Comon et al., 2009; Takács and Tikk, 2012; Giampouras et al., 2018). The convergence is guaranteed if the loss function  $L(\mathbf{W}, \mathbf{Z})$  decreases at each iteration, a topic we will delve into further in the following discussions.

### Remark 2.32: Convexity and Global Minimum

While the loss function defined by Frobenius norm  $\|\mathbf{W}\mathbf{Z} - \mathbf{X}\|^2$  is convex either with respect to  $\mathbf{W}$  when  $\mathbf{Z}$  is fixed or vice versa, it lacks joint convexity in both variables

simultaneously. Consequently, identifying the global minimum is infeasible. Nevertheless, the convergence is guaranteed to reach local minima.

### Given $\mathbf{W}$ , Optimizing $\mathbf{Z}$

Let's now explore the problem of  $\mathbf{Z} \leftarrow \arg \min_{\mathbf{Z}} L(\mathbf{W}, \mathbf{Z})$ . When a unique minimum of the loss function  $L(\mathbf{W}, \mathbf{Z})$  exists concerning  $\mathbf{Z}$ , we denote it as the *least squares* minimizer of  $\arg \min_{\mathbf{Z}} L(\mathbf{W}, \mathbf{Z})$ . With  $\mathbf{W}$  fixed, we can represent  $L(\mathbf{W}, \mathbf{Z})$  as  $L(\mathbf{Z} \mid \mathbf{W})$  (or more concisely, as  $L(\mathbf{Z})$ ) to emphasize the variable of  $\mathbf{Z}$ :

$$L(\mathbf{Z} \mid \mathbf{W}) = \|\mathbf{W}\mathbf{Z} - \mathbf{X}\|^2 = \|\mathbf{W}[z_1, z_2, \dots, z_P] - [\mathbf{x}_1, \mathbf{x}_2, \dots, \mathbf{x}_P]\|^2 = \left\| \begin{bmatrix} \mathbf{W}z_1 - \mathbf{x}_1 \\ \mathbf{W}z_2 - \mathbf{x}_2 \\ \vdots \\ \mathbf{W}z_P - \mathbf{x}_P \end{bmatrix} \right\|^2.$$

Now, if we define

$$\widetilde{\mathbf{W}} = \begin{bmatrix} \mathbf{W} & \mathbf{0} & \dots & \mathbf{0} \\ \mathbf{0} & \mathbf{W} & \dots & \mathbf{0} \\ \vdots & \vdots & \ddots & \vdots \\ \mathbf{0} & \mathbf{0} & \dots & \mathbf{W} \end{bmatrix} \in \mathbb{R}^{NP \times KP}, \quad \widetilde{\mathbf{z}} = \begin{bmatrix} z_1 \\ z_2 \\ \vdots \\ z_P \end{bmatrix} \in \mathbb{R}^{KP}, \quad \widetilde{\mathbf{a}} = \begin{bmatrix} \mathbf{x}_1 \\ \mathbf{x}_2 \\ \vdots \\ \mathbf{x}_P \end{bmatrix} \in \mathbb{R}^{NP},$$

then the (ALS1) problem can be equivalently transformed into the ordinary least squares problem, aiming to minimize  $\|\widetilde{\mathbf{W}}\widetilde{\mathbf{z}} - \widetilde{\mathbf{a}}\|^2$  concerning  $\widetilde{\mathbf{z}}$ . The solution is then given by

$$\widetilde{\mathbf{z}} = (\widetilde{\mathbf{W}}^\top \widetilde{\mathbf{W}})^{-1} \widetilde{\mathbf{W}}^\top \widetilde{\mathbf{a}}.$$

However, it is not advisable to employ this approach for obtaining the result, as computing the inverse of  $\widetilde{\mathbf{W}}^\top \widetilde{\mathbf{W}}$  requires  $2(KP)^3$  flops (Lu, 2021). Instead, a more direct method to solve the (ALS1) problem is to determine the gradient of  $L(\mathbf{Z} \mid \mathbf{W})$  concerning  $\mathbf{Z}$  (assuming all the partial derivatives of this function exist):

$$\begin{aligned} \nabla L(\mathbf{Z} \mid \mathbf{W}) &= \frac{\partial \operatorname{tr}((\mathbf{W}\mathbf{Z} - \mathbf{X})(\mathbf{W}\mathbf{Z} - \mathbf{X})^\top)}{\partial \mathbf{Z}} \\ &= \frac{\partial \operatorname{tr}((\mathbf{W}\mathbf{Z} - \mathbf{X})(\mathbf{W}\mathbf{Z} - \mathbf{X})^\top)}{\partial(\mathbf{W}\mathbf{Z} - \mathbf{X})} \frac{\partial(\mathbf{W}\mathbf{Z} - \mathbf{X})}{\partial \mathbf{Z}} \\ &\stackrel{*}{=} 2\mathbf{W}^\top(\mathbf{W}\mathbf{Z} - \mathbf{X}) \in \mathbb{R}^{K \times P}, \end{aligned} \quad (2.7)$$

where the first equality arises from the definition of the Frobenius norm (Definition 1.20, p. 10) such that  $\|\mathbf{X}\| = \sqrt{\sum_{n=1, p=1}^{N, P} (x_{np})^2} = \sqrt{\operatorname{tr}(\mathbf{X}\mathbf{X}^\top)}$ , and equality (\*) follows from the fact that  $\frac{\partial \operatorname{tr}(\mathbf{X}\mathbf{X}^\top)}{\partial \mathbf{X}} = 2\mathbf{X}$ . When the loss function is a differentiable function of  $\mathbf{Z}$ , we can determine the least squares solution using differential calculus. And a minimum of the function  $L(\mathbf{Z} \mid \mathbf{W})$  must be a root of the equation:

$$\nabla L(\mathbf{Z} \mid \mathbf{W}) = \mathbf{0}.$$

By solving the equation above, we derive the “candidate” update for  $\mathbf{Z}$ , which corresponds to the minimizer of  $L(\mathbf{Z} \mid \mathbf{W})$ :

$$\mathbf{Z} = (\mathbf{W}^\top \mathbf{W})^{-1} \mathbf{W}^\top \mathbf{X} \leftarrow \arg \min_{\mathbf{Z}} L(\mathbf{Z} \mid \mathbf{W}). \quad (2.8)$$

This requires  $2K^3$  flops to compute the inverse of  $\mathbf{W}^\top \mathbf{W}$ , a notable improvement compared to  $2(KP)^3$  flops to get the inverse of  $\widetilde{\mathbf{W}}^\top \widetilde{\mathbf{W}}$  (Lu, 2021). Before we declare a root of the equation above is actually a minimizer rather than a maximizer (that’s why we call the update a “candidate” update), we need to verify the function is convex. In the case where the function is twice differentiable, this confirmation can be equivalently achieved by verifying (see Problem 2.6):

$$\nabla^2 L(\mathbf{Z} \mid \mathbf{W}) > 0. \quad 5$$

That is, the Hessian matrix is positive definite (recall the definition of positive definiteness, Definition 1.16, p. 8; see Beck (2014)). To see this, we explicitly express the Hessian matrix as

$$\nabla^2 L(\mathbf{Z} \mid \mathbf{W}) = 2\widetilde{\mathbf{W}}^\top \widetilde{\mathbf{W}} \in \mathbb{R}^{KP \times KP}, \quad (2.9)$$

which has full rank if  $\mathbf{W} \in \mathbb{R}^{N \times K}$  has full rank and  $K < N$  (Lemma 2.2).

### Remark 2.33: Positive Definite Hessian if $W$ Has Full Rank

We assert that if  $\mathbf{W} \in \mathbb{R}^{N \times K}$  has full rank  $K$  with  $K < N$ , then  $\nabla^2 L(\mathbf{Z} \mid \mathbf{W})$  is positive definite. This assertion is supported by verifying that when  $\mathbf{W}$  has full rank, the equation  $\mathbf{W}\boldsymbol{\beta} = \mathbf{0}$  only holds true when  $\boldsymbol{\beta} = \mathbf{0}$ , since the null space of  $\mathbf{W}$  is of dimension 0. Therefore,

$$\boldsymbol{\beta}^\top (2\mathbf{W}^\top \mathbf{W}) \boldsymbol{\beta} > 0, \quad \text{for any nonzero vector } \boldsymbol{\beta} \in \mathbb{R}^K.$$

The challenge now is to confirm **whether  $\mathbf{W}$  possesses full rank, ensuring the positive definiteness of the Hessian of  $L(\mathbf{Z} \mid \mathbf{W})$** ; otherwise, we cannot claim the update of  $\mathbf{Z}$  in Equation (2.8) reduces the loss (due to convexity), thereby enhancing the matrix decomposition’s approximation of the original matrix  $\mathbf{X}$  through  $\mathbf{W}\mathbf{Z}$  in each iteration. We will shortly come back to the positive definiteness of the Hessian matrix in the sequel, relying on the following lemma.

**Lemma 2.34: (Rank of  $\mathbf{Z}$  after Updating)** Suppose  $\mathbf{X} \in \mathbb{R}^{N \times P}$  has full rank with  $N \leq P$  and  $\mathbf{W} \in \mathbb{R}^{N \times K}$  has full rank with  $K < N$  (i.e.,  $K < N \leq P$ ), then the update of  $\mathbf{Z} = (\mathbf{W}^\top \mathbf{W})^{-1} \mathbf{W}^\top \mathbf{X} \in \mathbb{R}^{K \times P}$  in Equation (2.8) has full rank.

5. In short, a twice continuously differentiable function  $f$  over an open convex set  $\mathbb{S}$  is called *convex* if and only if  $\nabla^2 f(\boldsymbol{\beta}) \geq \mathbf{0}$  for any  $\boldsymbol{\beta} \in \mathbb{S}$  (sufficient and necessary for convex); and called *strictly convex* if  $\nabla^2 f(\boldsymbol{\beta}) > \mathbf{0}$  for any  $\boldsymbol{\beta} \in \mathbb{S}$  (only sufficient for strictly convex, e.g.,  $f(\beta) = \beta^6$  is strictly convex, but  $f''(\beta) = 30\beta^4$  is equal to zero at  $\beta = 0$ ). And when the convex function  $f$  is a continuously differentiable function over a convex set  $\mathbb{S}$ , the stationary point  $\nabla f(\boldsymbol{\beta}^*) = \mathbf{0}$  of  $\boldsymbol{\beta}^* \in \mathbb{S}$  is a *global minimizer* of  $f$  over  $\mathbb{S}$ . In our context, when given  $\mathbf{W}$  and updating  $\mathbf{Z}$ , the function is defined over the entire space  $\mathbb{R}^{K \times P}$ .

**Proof** [of Lemma 2.34] Since  $\mathbf{W}^\top \mathbf{W} \in \mathbb{R}^{K \times K}$  has full rank if  $\mathbf{W}$  has full rank (Lemma 2.2), it follows that  $(\mathbf{W}^\top \mathbf{W})^{-1}$  has full rank.

Suppose  $\mathbf{W}^\top \boldsymbol{\beta} = \mathbf{0}$ , it implies that  $(\mathbf{W}^\top \mathbf{W})^{-1} \mathbf{W}^\top \boldsymbol{\beta} = \mathbf{0}$ . Thus, the following two null spaces satisfy:

$$\mathcal{N}(\mathbf{W}^\top) \subseteq \mathcal{N}\left((\mathbf{W}^\top \mathbf{W})^{-1} \mathbf{W}^\top\right).$$

Furthermore, suppose  $\boldsymbol{\beta}$  is in the null space of  $(\mathbf{W}^\top \mathbf{W})^{-1} \mathbf{W}^\top$  such that  $(\mathbf{W}^\top \mathbf{W})^{-1} \mathbf{W}^\top \boldsymbol{\beta} = \mathbf{0}$ . And since  $(\mathbf{W}^\top \mathbf{W})^{-1}$  is invertible, this implies  $\mathbf{W}^\top \boldsymbol{\beta} = (\mathbf{W}^\top \mathbf{W}) \mathbf{0} = \mathbf{0}$ , and

$$\mathcal{N}\left((\mathbf{W}^\top \mathbf{W})^{-1} \mathbf{W}^\top\right) \subseteq \mathcal{N}(\mathbf{W}^\top).$$

As a result, by “sandwiching,” it follows that

$$\mathcal{N}(\mathbf{W}^\top) = \mathcal{N}\left((\mathbf{W}^\top \mathbf{W})^{-1} \mathbf{W}^\top\right). \quad (2.10)$$

Hence,  $(\mathbf{W}^\top \mathbf{W})^{-1} \mathbf{W}^\top$  has full rank  $K$ . Let  $\mathbf{T} = (\mathbf{W}^\top \mathbf{W})^{-1} \mathbf{W}^\top \in \mathbb{R}^{K \times N}$ , and suppose  $\mathbf{T}^\top \boldsymbol{\beta} = \mathbf{0}$ . This implies  $\mathbf{X}^\top \mathbf{T}^\top \boldsymbol{\beta} = \mathbf{0}$ , and

$$\mathcal{N}(\mathbf{T}^\top) \subseteq \mathcal{N}(\mathbf{X}^\top \mathbf{T}^\top).$$

Similarly, suppose  $\mathbf{X}^\top (\mathbf{T}^\top \boldsymbol{\beta}) = \mathbf{0}$ . Since  $\mathbf{X}$  has full rank with the dimension of the null space being 0:  $\dim(\mathcal{N}(\mathbf{X}^\top)) = 0$ ,  $(\mathbf{T}^\top \boldsymbol{\beta})$  must be zero. The claim follows since  $\mathbf{X}$  has full rank  $N$  with the row space of  $\mathbf{X}^\top$  being equal to the column space of  $\mathbf{X}$ , where  $\dim(\mathcal{C}(\mathbf{X})) = N$  and the  $\dim(\mathcal{N}(\mathbf{X}^\top)) = N - \dim(\mathcal{C}(\mathbf{X})) = 0$ . Therefore,  $\boldsymbol{\beta}$  is in the null space of  $\mathbf{T}^\top$  if  $\boldsymbol{\beta}$  is in the null space of  $\mathbf{X}^\top \mathbf{T}^\top$ :

$$\mathcal{N}(\mathbf{X}^\top \mathbf{T}^\top) \subseteq \mathcal{N}(\mathbf{T}^\top).$$

By “sandwiching” again,

$$\mathcal{N}(\mathbf{T}^\top) = \mathcal{N}(\mathbf{X}^\top \mathbf{T}^\top). \quad (2.11)$$

Since  $\mathbf{T}^\top$  has full rank  $K < N \leq P$ , it follows that  $\dim(\mathcal{N}(\mathbf{T}^\top)) = \dim(\mathcal{N}(\mathbf{X}^\top \mathbf{T}^\top)) = 0$ . Therefore,  $\mathbf{Z}^\top = \mathbf{X}^\top \mathbf{T}^\top$  has full rank  $K$ . We complete the proof.  $\blacksquare$

### Given $\mathbf{Z}$ , Optimizing $\mathbf{W}$

Given  $\mathbf{Z}$  fixed, express  $L(\mathbf{W}, \mathbf{Z})$  as  $L(\mathbf{W} \mid \mathbf{Z})$  (or more concisely, as  $L(\mathbf{W})$ ) to emphasize the variable of  $\mathbf{W}$ :

$$L(\mathbf{W} \mid \mathbf{Z}) = \|\mathbf{W}\mathbf{Z} - \mathbf{X}\|^2.$$

A direct approach to solve the optimization of (ALS2) involves finding the gradient of  $L(\mathbf{W} \mid \mathbf{Z})$  with respect to  $\mathbf{W}$ :

$$\begin{aligned} \nabla L(\mathbf{W} \mid \mathbf{Z}) &= \frac{\partial \operatorname{tr}((\mathbf{W}\mathbf{Z} - \mathbf{X})(\mathbf{W}\mathbf{Z} - \mathbf{X})^\top)}{\partial \mathbf{W}} \\ &= \frac{\partial \operatorname{tr}((\mathbf{W}\mathbf{Z} - \mathbf{X})(\mathbf{W}\mathbf{Z} - \mathbf{X})^\top)}{\partial (\mathbf{W}\mathbf{Z} - \mathbf{X})} \frac{\partial (\mathbf{W}\mathbf{Z} - \mathbf{X})}{\partial \mathbf{W}} \\ &= 2(\mathbf{W}\mathbf{Z} - \mathbf{X})\mathbf{Z}^\top \in \mathbb{R}^{N \times K}. \end{aligned}$$

Similarly, the “candidate” update for  $\mathbf{W}$  can be obtained by locating the root of the gradient  $\nabla L(\mathbf{W} \mid \mathbf{Z})$ :

$$\boxed{\mathbf{W}^\top = (\mathbf{Z}\mathbf{Z}^\top)^{-1}\mathbf{Z}\mathbf{X}^\top \leftarrow \arg \min_{\mathbf{W}} L(\mathbf{W} \mid \mathbf{Z}).} \quad (2.12)$$

Again, it is important to highlight that the provided update is merely a “candidate” update. Further verification is required to determine whether the Hessian is positive definite or not. The Hessian matrix is expressed as follows:

$$\nabla^2 L(\mathbf{W} \mid \mathbf{Z}) = 2\tilde{\mathbf{Z}}\tilde{\mathbf{Z}}^\top \in \mathbb{R}^{KN \times KN}. \quad (2.13)$$

Therefore, by analogous analysis, if  $\mathbf{Z}$  has full rank with  $K < P$ , the Hessian matrix is positive definite.

**Lemma 2.35: (Rank of  $\mathbf{W}$  after Updating)** Suppose  $\mathbf{X} \in \mathbb{R}^{N \times P}$  has full rank with  $N \geq P$  and  $\mathbf{Z} \in \mathbb{R}^{K \times P}$  has full rank with  $K < P$  (i.e.,  $K < P \leq N$ ), then the update of  $\mathbf{W}^\top = (\mathbf{Z}\mathbf{Z}^\top)^{-1}\mathbf{Z}\mathbf{X}^\top$  in Equation (2.12) has full rank.

The proof of Lemma 2.35 is similar to that of Lemma 2.34, and we shall not repeat the details.

**Key observation.** Combining the observations in Lemma 2.34 and Lemma 2.35, as long as we initialize  $\mathbf{Z}$  and  $\mathbf{W}$  to have full rank, the updates in Equation (2.8) and Equation (2.12) are reasonable since the Hessians in Equation (2.9) and (2.13) are positive definite. Note that we need an additional condition to satisfy both Lemma 2.34 and Lemma 2.35:  $N = P$ , i.e., there must be an equal number of movies and users. We will relax this condition in the next section through regularization. We summarize the process in Algorithm 1.

---

#### Algorithm 1 Alternating Least Squares

---

**Require:** Matrix  $\mathbf{X} \in \mathbb{R}^{N \times P}$  with  $N = P$ ;

- 1: Initialize  $\mathbf{W} \in \mathbb{R}^{N \times K}$ ,  $\mathbf{Z} \in \mathbb{R}^{K \times P}$  with full rank and  $K < N = P$ ;
  - 2: Choose a stop criterion on the approximation error  $\delta$ ;
  - 3: Choose the maximal number of iterations  $C$ ;
  - 4:  $iter = 0$ ; ▷ Count for the number of iterations
  - 5: **while**  $\|\mathbf{X} - \mathbf{W}\mathbf{Z}\| > \delta$  and  $iter < C$  **do**
  - 6:      $iter = iter + 1$ ;
  - 7:      $\mathbf{Z} = (\mathbf{W}^\top \mathbf{W})^{-1} \mathbf{W}^\top \mathbf{X} \leftarrow \arg \min_{\mathbf{Z}} L(\mathbf{Z} \mid \mathbf{W})$ ;
  - 8:      $\mathbf{W}^\top = (\mathbf{Z}\mathbf{Z}^\top)^{-1} \mathbf{Z}\mathbf{X}^\top \leftarrow \arg \min_{\mathbf{W}} L(\mathbf{W} \mid \mathbf{Z})$ ;
  - 9: **end while**
  - 10: Output  $\mathbf{W}, \mathbf{Z}$ ;
- 

#### Regularization: Extension to General Matrices

*Regularization* is a machine learning technique employed to prevent overfitting and enhance model generalization. Overfitting occurs when a model becomes excessively complex,

closely fitting the training data but performing poorly on unseen data. To address this issue, regularization introduces a constraint or penalty term into the loss function used for model optimization. This discourages the development of overly complex models, striking a balance between model simplicity and effective training data fitting. Common types of regularization include  $\ell_1$  regularization,  $\ell_2$  regularization, and elastic net regularization (a combination of  $\ell_1$  and  $\ell_2$  regularization). Regularization finds extensive application in machine learning algorithms such as linear regression, logistic regression, and neural networks.

In the context of the alternating least squares problem, we can introduce a  $\ell_2$  regularization term to minimize the following loss:

$$L(\mathbf{W}, \mathbf{Z}) = \|\mathbf{W}\mathbf{Z} - \mathbf{X}\|^2 + \lambda_w \|\mathbf{W}\|^2 + \lambda_z \|\mathbf{Z}\|^2, \quad \lambda_w > 0, \lambda_z > 0, \quad (2.14)$$

where the gradient with respect to  $\mathbf{Z}$  and  $\mathbf{W}$  are given respectively by

$$\begin{cases} \nabla L(\mathbf{Z} | \mathbf{W}) = 2\mathbf{W}^\top(\mathbf{W}\mathbf{Z} - \mathbf{X}) + 2\lambda_z \mathbf{Z} \in \mathbb{R}^{K \times P}; \\ \nabla L(\mathbf{W} | \mathbf{Z}) = 2(\mathbf{W}\mathbf{Z} - \mathbf{X})\mathbf{Z}^\top + 2\lambda_w \mathbf{W} \in \mathbb{R}^{N \times K}. \end{cases} \quad (2.15)$$

The Hessian matrices are given respectively by

$$\begin{cases} \nabla^2 L(\mathbf{Z} | \mathbf{W}) = 2\widetilde{\mathbf{W}}^\top \widetilde{\mathbf{W}} + 2\lambda_z \mathbf{I} \in \mathbb{R}^{KP \times KP}; \\ \nabla^2 L(\mathbf{W} | \mathbf{Z}) = 2\widetilde{\mathbf{Z}}\widetilde{\mathbf{Z}}^\top + 2\lambda_w \mathbf{I} \in \mathbb{R}^{KN \times KN}, \end{cases}$$

which are positive definite due to the perturbation introduced by the regularization. To see this, we have

$$\begin{cases} \beta^\top (2\widetilde{\mathbf{W}}^\top \widetilde{\mathbf{W}} + 2\lambda_z \mathbf{I})\beta = \underbrace{2\widetilde{\mathbf{x}}^\top \widetilde{\mathbf{W}}^\top \widetilde{\mathbf{W}}\beta}_{\geq 0} + 2\lambda_z \|\beta\|^2 > 0, & \text{for nonzero } \beta; \\ \beta^\top (2\widetilde{\mathbf{Z}}\widetilde{\mathbf{Z}}^\top + 2\lambda_w \mathbf{I})\beta = \underbrace{2\beta^\top \widetilde{\mathbf{Z}}\widetilde{\mathbf{Z}}^\top \beta}_{\geq 0} + 2\lambda_w \|\beta\|^2 > 0, & \text{for nonzero } \beta. \end{cases}$$

**The regularization ensures that the Hessian matrices become positive definite, even if  $\mathbf{W}$  and  $\mathbf{Z}$  are rank-deficient.** Consequently, matrix decomposition can be extended to any matrix, irrespective of whether  $N > P$  or  $N < P$ . In rare cases,  $K$  can be chosen as  $K > \max\{N, P\}$  to obtain a *high-rank approximation* of  $\mathbf{X}$ . However, in most scenarios, we want to find the *low-rank approximation* of  $\mathbf{X}$  with  $K < \min\{N, P\}$ . For instance, ALS can be utilized to find low-rank neural networks, reducing the memory usage of neural networks while enhancing performance (Lu, 2021). Therefore, the minimizers can be determined by identifying the roots of the gradient:

$$\begin{cases} \mathbf{Z} = (\mathbf{W}^\top \mathbf{W} + \lambda_z \mathbf{I})^{-1} \mathbf{W}^\top \mathbf{X}; \\ \mathbf{W}^\top = (\mathbf{Z}\mathbf{Z}^\top + \lambda_w \mathbf{I})^{-1} \mathbf{Z}\mathbf{X}^\top. \end{cases} \quad (2.16)$$

The regularization parameters  $\lambda_z, \lambda_w \in \mathbb{R}$  are used to balance the trade-off between the accuracy of the approximation and the smoothness of the computed solution. The selection of these parameters is typically problem-dependent and can be obtained through *cross-validation*. Again, we summarize the process in Algorithm 2.

**Algorithm 2** Alternating Least Squares with Regularization**Require:** Matrix  $\mathbf{X} \in \mathbb{R}^{N \times P}$ ;

- 1: Initialize  $\mathbf{W} \in \mathbb{R}^{N \times K}$ ,  $\mathbf{Z} \in \mathbb{R}^{K \times P}$  randomly without condition on the rank and the relationship between  $N, P, K$ ;
- 2: Choose a stop criterion on the approximation error  $\delta$ ;
- 3: Choose regularization parameters  $\lambda_w, \lambda_z$ ;
- 4: Choose the maximal number of iterations  $C$ ;
- 5:  $iter = 0$ ; ▷ Count for the number of iterations
- 6: **while**  $\|\mathbf{X} - \mathbf{W}\mathbf{Z}\| > \delta$  and  $iter < C$  **do**
- 7:      $iter = iter + 1$ ;
- 8:      $\mathbf{Z} = (\mathbf{W}^\top \mathbf{W} + \lambda_z \mathbf{I})^{-1} \mathbf{W}^\top \mathbf{X} \leftarrow \arg \min_{\mathbf{Z}} L(\mathbf{Z} \mid \mathbf{W})$ ;
- 9:      $\mathbf{W}^\top = (\mathbf{Z}\mathbf{Z}^\top + \lambda_w \mathbf{I})^{-1} \mathbf{Z}\mathbf{X}^\top \leftarrow \arg \min_{\mathbf{W}} L(\mathbf{W} \mid \mathbf{Z})$ ;
- 10: **end while**
- 11: Output  $\mathbf{W}, \mathbf{Z}$ ;

## Chapter 2 Problems

1. **Constrained (Regularized) least squares (CLS).** Given  $\mathbf{X} \in \mathbb{R}^{n \times p}$ ,  $\mathbf{y} \in \mathbb{R}^n$ ,  $\mathbf{Y} \in \mathbb{R}^{m \times p}$ , and  $\lambda \in \mathbb{R}_{++}$ , we consider the constrained least squares problem:

$$\min_{\boldsymbol{\beta} \in \mathbb{R}^p} \|\mathbf{X}\boldsymbol{\beta} - \mathbf{y}\|^2 + \lambda \|\mathbf{Y}\boldsymbol{\beta}\|^2.$$

Show that the constrained least squares (CLS) problem has a unique solution if and only if  $\mathcal{N}(\mathbf{X}) \cap \mathcal{N}(\mathbf{Y}) = \{\mathbf{0}\}$ .

2. **Weighted least squares (WLS).** Going further from the assumptions in Lemma 2.1, we consider further that each data point  $i \in \{1, 2, \dots, n\}$  (i.e., each row of  $\mathbf{X}$ ) has a weight  $w_i$ . This means some data points may carry greater significance than others and there are ways to produce approximate minimizers that reflect this. Show that the value  $\boldsymbol{\beta}_{WLS} = (\mathbf{X}^\top \mathbf{W}^2 \mathbf{X})^{-1} \mathbf{X}^\top \mathbf{W}^2 \mathbf{y}$  serves as the *weighted least squares (WLS)* estimator of  $\boldsymbol{\beta}$ , where  $\mathbf{W} = \text{diag}(w_1, w_2, \dots, w_n) \in \mathbb{R}^{n \times n}$ . *Hint: find the normal equation for this problem.*
3. **Restricted least squares (RLS).** Going further from the assumptions in Lemma 2.1, we consider further the restriction  $\boldsymbol{\beta} = \mathbf{C}\boldsymbol{\gamma} + \mathbf{c}$ , where  $\mathbf{C} \in \mathbb{R}^{p \times k}$  is a known matrix such that  $\mathbf{X}\mathbf{C}$  has full rank,  $\mathbf{c}$  is a known vector, and  $\boldsymbol{\gamma}$  is an unknown vector. Show that the value  $\boldsymbol{\beta}_{RLS} = \mathbf{C}(\mathbf{C}^\top \mathbf{X}^\top \mathbf{X} \mathbf{C})^{-1} (\mathbf{C}^\top \mathbf{X}^\top)(\mathbf{y} - \mathbf{X}\mathbf{c}) + \mathbf{c}$  serves as the *restricted least squares (RLS)* estimator of  $\boldsymbol{\beta}$ .
4. Find the restricted weighted least squares estimator.
5. **First-order optimality condition for local optima points.** Consider the *Fermat's theorem*: for a one-dimensional function  $g(\cdot)$  defined and differentiable over an interval  $(a, b)$ , if a point  $\beta^* \in (a, b)$  is a local maximum or minimum, then  $g'(\beta^*) = 0$ . Prove the first-order optimality conditions for multivariate functions based on this Fermat's theorem for one-dimensional functions. That is, consider function  $f: \mathbb{S} \rightarrow \mathbb{R}$  as a function defined on a set  $\mathbb{S} \subseteq \mathbb{R}^p$ . Suppose that  $\beta^* \in \text{int}(\mathbb{S})$ , i.e., in the interior

point of the set, is a local optimum point and that all the partial derivatives (Definition 1.22, p. 11) of  $f$  exist at  $\beta^*$ . Then  $\nabla f(\beta^*) = \mathbf{0}$ , i.e., the gradient vanishes at all local optimum points. (Note that, this optimality condition is a necessary condition; however, there could be vanished points which are not local maximum or minimum point.)

6. **Global minimum point.** Let function  $f$  be a twice continuously differentiable function defined over  $\mathbb{R}^p$ . Suppose that the Hessian  $\nabla^2 f(\beta) \geq 0$  for any  $\beta \in \mathbb{R}^p$ . Then  $\beta^*$  is a global minimum point of  $f$  if  $\nabla f(\beta^*) = \mathbf{0}$ . *Hint: use linear approximation theorem in Theorem 1.3 (p. 12).*
7. **Two-sided matrix least squares.** Let  $\mathbf{Y}$  be an  $n \times k$  matrix and  $\mathbf{Z}$  be an  $m \times p$  matrix. Find the  $k \times m$  matrix  $\mathbf{A}$  such that  $L(\mathbf{A}) = \|\mathbf{X} - \mathbf{Y}\mathbf{A}\mathbf{Z}\|_F^2$  is minimized, where  $\mathbf{X} \in \mathbb{R}^{n \times p}$  is known.
  - Derive the derivative of  $L$  with respect to  $\mathbf{A}$  and the optimality conditions.
  - Show that one possible solution to the optimality conditions is  $\mathbf{A} = \mathbf{Y}^+ \mathbf{X} \mathbf{Z}^+$ , where  $\mathbf{Y}^+$  and  $\mathbf{Z}^+$  are the pseudo-inverses of  $\mathbf{Y}$  and  $\mathbf{Z}$ , respectively.
8. Following the proof of Theorem 2.8, prove the existence of the URV decomposition in Theorem 2.9.
9. Prove the Eckart-Young-Mirsky theorem w.r.t. Frobenius norm in Theorem 2.12. And show that this result also applies to the spectral norm (Definition 1.21, p. 10).





---

---

# CHAPTER 3

---

## LINEAR MODEL UNDER GAUSSIAN DISTURBANCE

### Contents

---

3.1 From Random Noise to Gaussian Noise . . . . .	67
3.2 Maximum Likelihood Estimator . . . . .	67
3.3 Laplace Noise . . . . .	70
Chapter 3 Problems . . . . .	71

---

### 3.1. From Random Noise to Gaussian Noise



In Section 2.1 (p. 25), we considered the overdetermined system  $\mathbf{y} = \mathbf{X}\boldsymbol{\beta}$ , where  $\mathbf{X} \in \mathbb{R}^{n \times p}$  represents the input data matrix with full rank,  $\mathbf{y} \in \mathbb{R}^n$  is the response vector, and the sample number  $n$  is larger than the dimension value  $p$  such that the columns of  $\mathbf{X}$  are linearly independent. The vector  $\boldsymbol{\beta}$  constitutes a vector of weights of the linear model.

In Section 2.8 (p. 54), we assume further that the output  $\mathbf{y}$  comes from some ideal function  $g(\mathbf{X}) \in \mathcal{C}(\mathbf{X})$  and  $\mathbf{y} = g(\mathbf{X}) + \boldsymbol{\epsilon}$ , where  $\boldsymbol{\epsilon}$  is the noise variable. That is, the real observation  $\mathbf{y}$  is disturbed by some noise, obtaining the random variable  $\mathbf{y}$ . In this case, we assume that the observed values  $\mathbf{y}$  differ from the true function  $g(\mathbf{X}) = \mathbf{X}\boldsymbol{\beta}$  by additive noise. This scenario is shown in Figure 2.12 (p. 55). This visual representation provides a comprehensive overview of the problem.

Suppose further that the noise follows an independent, identically distributed (i.i.d.) Gaussian distribution with zero-mean and variance  $\sigma^2$ . For each data point  $i \in \{1, 2, \dots, n\}$ , it is a random variable, as follows:

$$y_i = \beta_0 + \beta_1 x_{i1} + \beta_2 x_{i2} + \dots + \beta_p x_{ip} + \epsilon_i,$$

where we add a bias term  $\beta_0$ . The noise assumption together with the mean squared error (MSE) in the model motivate the likelihood, which gives rise to the maximum likelihood estimator (MLE). To be more concrete, in the case of Gaussian noise, the likelihood function is often expressed as the product of normal density functions. The likelihood function of the observed values under this assumption is

$$\begin{aligned} \text{likelihood} &= L(\boldsymbol{\beta}) = p(\mathbf{y} \mid \mathbf{X}, \boldsymbol{\beta}) \\ &= \prod_{i=1}^n p(y_i \mid \mathbf{x}_i, \boldsymbol{\beta}) \\ &= \prod_{i=1}^n \frac{1}{\sqrt{2\pi\sigma^2}} \exp \left\{ -\frac{1}{2\sigma^2} (y_i - \mathbf{x}_i^\top \boldsymbol{\beta})^2 \right\} \\ &= \frac{1}{(2\pi\sigma^2)^{n/2}} \exp \left\{ -\frac{1}{2\sigma^2} (\mathbf{y} - \mathbf{X}\boldsymbol{\beta})^\top (\mathbf{y} - \mathbf{X}\boldsymbol{\beta}) \right\}, \end{aligned} \tag{3.1}$$

which follows a multivariate Gaussian distribution  $\mathcal{N}(\mathbf{X}\boldsymbol{\beta}, \sigma^2 \mathbf{I})$  (Definition 1.25, p. 16), and represents the probability of observing the given data under the assumed model. To simplify calculations, it is common to work with the *log-likelihood function*:

$$\text{log-likelihood} = l(\boldsymbol{\beta}) = \log L(\boldsymbol{\beta}) = \log p(\mathbf{y} \mid \mathbf{X}, \boldsymbol{\beta}). \tag{3.2}$$

### 3.2. Maximum Likelihood Estimator

Perhaps the most important method of parameter estimation is the maximum likelihood estimation. We now give the formal definition of the maximum likelihood estimator.

**Definition 3.1 (Maximum Likelihood Estimator)** Let  $x_1, x_2, \dots, x_n$  be a set of i.i.d. random samples from a distribution  $F_\theta$  with density  $f(x; \theta)$ . Then the maximum likelihood estimator (MLE) <sup>a</sup> of  $\theta$  is  $\hat{\theta}$  such that

$$L(\theta) \leq L(\hat{\theta}), \quad \forall \theta \in \Theta,$$

where  $L(\theta) = \prod_{i=1}^n f(x_i; \theta)$  is the **likelihood function** for the i.i.d. collection. That is, the MLE of  $\theta$  can be obtained by

$$\hat{\theta} = \arg \max_{\theta \in \Theta} L(\theta).$$

**a. Estimation method vs estimator vs estimate:** **Estimation method** is a general algorithm to produce the estimator. **An estimate** is the specific value that **an estimator** takes when observing the specific value, i.e., an estimator is a random variable and the realization of this random variable is called an estimate.

Notice that the likelihood function is a random function, since it depends on the random samples  $x_1, x_2, \dots, x_n$ . And the meaning of the likelihood function is the probability of these specific observed samples  $\{x_1, x_2, \dots, x_n\}$  when the parameter is taken to be equal to  $\theta$  rather than the probability of the parameter  $\theta$ . In other words, it is the joint density of the sample, but viewed as a function of  $\theta$ .

When a unique maximum of the likelihood function exists, we refer to it as *the* maximum likelihood estimator  $\hat{\theta} = \arg \max_{\theta \in \Theta} L(\theta)$ . If the likelihood is a differentiable function of  $\theta$ , we can determine the likelihood estimator using differential calculus. A maximum of the function  $L(\theta)$  must be a root of the equation

$$\nabla_{\theta} L(\theta) = 0.$$

The solution to the equation provides us with a candidate maximum likelihood estimator. Before we declare a root of this equation is actually an MLE, we need to verify that this corresponds to a maximum, not a minimum. If the likelihood function is twice differentiable, this can be done by verifying the (see Problem 2.5 and 2.6, p.64)

$$-\nabla_{\theta}^2 L(\theta)|_{\theta=\hat{\theta}} > 0.$$

From the likelihood arising from Gaussian disturbances, we can obtain the maximum likelihood estimator for the linear model.

**Lemma 3.1: (MLE for Linear Model under Gaussian Disturbance)** Let  $\mathbf{y} = \mathbf{X}\boldsymbol{\beta} + \boldsymbol{\epsilon}$ , where  $\boldsymbol{\epsilon} \sim \mathcal{N}(0, \sigma^2 \mathbf{I})$ . And assume  $\mathbf{X} \in \mathbb{R}^{n \times p}$  is fixed and has full rank with  $n \geq p$  (i.e., rank is  $p$ ). Then, the maximum likelihood estimate of  $\boldsymbol{\beta}$  is given by

$$\hat{\boldsymbol{\beta}} = (\mathbf{X}^\top \mathbf{X})^{-1} \mathbf{X}^\top \mathbf{y} \quad \text{a}$$

for all values of  $\sigma^2$ . And the maximum likelihood estimate of  $\sigma^2$  is

$$\hat{\sigma}^2 = \frac{1}{n} (\mathbf{y} - \mathbf{X}\hat{\boldsymbol{\beta}})^\top (\mathbf{y} - \mathbf{X}\hat{\boldsymbol{\beta}}),$$

which is equal to the average sum of squares due to error.

a. Note that the maximum likelihood **estimate** of  $\boldsymbol{\beta}$  is denoted by  $(\mathbf{X}^\top \mathbf{X})^{-1} \mathbf{X}^\top \mathbf{y}$  with italic fonts, while its maximum likelihood **estimator** is denoted by  $(\mathbf{X}^\top \mathbf{X})^{-1} \mathbf{X}^\top \mathbf{y}$  with normal fonts.

**Proof** [of Lemma 3.1] Following Equation (3.1), the likelihood of this model under the given parameters  $\boldsymbol{\beta}$  and  $\sigma^2$  is

$$L(\boldsymbol{\beta}, \sigma^2) = \frac{1}{(2\pi\sigma^2)^{n/2}} \exp \left\{ -\frac{1}{2\sigma^2} (\mathbf{y} - \mathbf{X}\boldsymbol{\beta})^\top (\mathbf{y} - \mathbf{X}\boldsymbol{\beta}) \right\},$$

and the log-likelihood is given by

$$\ell(\boldsymbol{\beta}, \sigma^2) = -\frac{1}{2} \left\{ n \log 2\pi + n \log \sigma^2 + \frac{1}{\sigma^2} (\mathbf{y} - \mathbf{X}\boldsymbol{\beta})^\top (\mathbf{y} - \mathbf{X}\boldsymbol{\beta}) \right\}.$$

Finding the maximum likelihood is equivalent to finding the maximum log-likelihood since the log function is monotone. Thus, the MLE of  $\hat{\boldsymbol{\beta}}$  is

$$\hat{\boldsymbol{\beta}} = \arg \max_{\boldsymbol{\beta}} -(\mathbf{y} - \mathbf{X}\hat{\boldsymbol{\beta}})^\top (\mathbf{y} - \mathbf{X}\hat{\boldsymbol{\beta}}) = \arg \min_{\boldsymbol{\beta}} (\mathbf{y} - \mathbf{X}\hat{\boldsymbol{\beta}})^\top (\mathbf{y} - \mathbf{X}\hat{\boldsymbol{\beta}}),$$

where we remove the constant terms. And we obtain the MLE by solving the following optimization:

$$\begin{aligned} 0 &= \frac{\partial}{\partial \boldsymbol{\beta}} (\mathbf{y} - \mathbf{X}\hat{\boldsymbol{\beta}})^\top (\mathbf{y} - \mathbf{X}\hat{\boldsymbol{\beta}}) \\ \hat{\boldsymbol{\beta}} &= (\mathbf{X}^\top \mathbf{X})^{-1} \mathbf{X}^\top \mathbf{y}. \end{aligned}$$

Therefore, the MLE of  $\boldsymbol{\beta}$  is given by  $\hat{\boldsymbol{\beta}} = (\mathbf{X}^\top \mathbf{X})^{-1} \mathbf{X}^\top \mathbf{y}$  for any value of  $\sigma^2$ , which is equal to the OLS estimator.

To see the MLE of variance parameter  $\sigma^2$ , we have

$$\begin{aligned} \hat{\sigma}^2 &= \arg \max_{\sigma^2} \left\{ \arg \max_{\boldsymbol{\beta}} \ell(\boldsymbol{\beta}, \sigma^2) \right\} \\ &= \arg \max_{\sigma^2} \ell(\hat{\boldsymbol{\beta}}, \sigma^2) \\ &= \arg \max_{\sigma^2} -\frac{1}{2} \left\{ n \log 2\pi + n \log \sigma^2 + \frac{1}{\sigma^2} (\mathbf{y} - \mathbf{X}\hat{\boldsymbol{\beta}})^\top (\mathbf{y} - \mathbf{X}\hat{\boldsymbol{\beta}}) \right\}. \end{aligned}$$

By differentiating and setting to zero again, we obtain

$$\hat{\sigma}^2 = \frac{1}{n} (\mathbf{y} - \mathbf{X}\hat{\boldsymbol{\beta}})^\top (\mathbf{y} - \mathbf{X}\hat{\boldsymbol{\beta}}).$$

It can also be shown that the second partial derivative of the log-likelihood functions are negative, which completes the proof.  $\blacksquare$

In the case of Gaussian noise, the MLE of  $\hat{\boldsymbol{\beta}}$  is equivalent to the OLS estimator since it is exactly the same result of minimizing sum of squares due to error  $\|\mathbf{y} - \mathbf{X}\boldsymbol{\beta}\|_2 =$

$(\mathbf{y} - \mathbf{X}\boldsymbol{\beta})^\top(\mathbf{y} - \mathbf{X}\boldsymbol{\beta})$ . We will not differentiate the MLE of  $\boldsymbol{\beta}$  and the OLS estimator of  $\boldsymbol{\beta}$  in the following sections but use the terms interchangeably.

In Section 4.4 (p. 78), we will show that the maximum likelihood estimator  $\frac{1}{n}(\mathbf{y} - \mathbf{X}\hat{\boldsymbol{\beta}})^\top(\mathbf{y} - \mathbf{X}\hat{\boldsymbol{\beta}})$  of variance parameter is a *biased estimator* of  $\sigma^2$ . An unbiased estimator is  $\frac{1}{n-p}(\mathbf{y} - \mathbf{X}\hat{\boldsymbol{\beta}})^\top(\mathbf{y} - \mathbf{X}\hat{\boldsymbol{\beta}})$ .

**Definition 3.2 (Biased and Unbiased Estimators)** *Given the estimator  $\hat{\beta}$  of a parameter  $\beta$ , the quantity  $E[\hat{\beta} - \beta] = \text{bias}(\hat{\beta}, \beta)$  is called the bias of the estimator  $\hat{\beta}$  with respect to the true parameter  $\beta$ . When the bias at some coordinate of  $\beta$  is positive, we have overestimation; conversely, when it is negative, we have underestimation; when the bias is zero, we refer to it as an unbiased estimator.*

### 3.3. Laplace Noise

The maximum likelihood estimation framework can be applied to various types of noise models in the context of linear regression. While the Gaussian noise model is commonly used due to its mathematical convenience and certain statistical properties, different noise models may be appropriate depending on the characteristics of the data. Laplace noise with zero-mean is also a common choice:

$$y_i = \beta_0 + \beta_1 x_{i1} + \beta_2 x_{i2} + \dots + \beta_p x_{ip} + \epsilon_i, \quad \forall i \in \{1, 2, \dots, n\},$$

where  $\epsilon_i \sim \mathcal{L}(0, b)$  for all  $i \in \{1, 2, \dots, n\}$  (Definition 1.24, p. 15). The Laplace distribution has heavier tails compared to the Gaussian distribution. Again, the likelihood function for the entire data set is the product of the individual probability density functions:

$$L(\boldsymbol{\beta}, b) = \prod_{i=1}^n \frac{1}{2b} \exp \left\{ -\frac{|y_i - \mathbf{x}_i^\top \boldsymbol{\beta}|}{b} \right\}.$$

Once more, we work with the log-likelihood function to simplify calculations:

$$\begin{aligned} l(\boldsymbol{\beta}, b) &= \log L(\boldsymbol{\beta}, b) = \sum_{i=1}^n \left( -\log(2b) - \frac{|y_i - \mathbf{x}_i^\top \boldsymbol{\beta}|}{b} \right) \\ &= -n \log(2b) - \frac{1}{b} \|\mathbf{y} - \mathbf{X}\boldsymbol{\beta}\|_1. \end{aligned}$$

Therefore, the maximum likelihood estimate of  $\boldsymbol{\beta}$  can be obtained by

$$\tilde{\boldsymbol{\beta}} = \arg \min_{\boldsymbol{\beta}} \|\mathbf{y} - \mathbf{X}\boldsymbol{\beta}\|_1.$$

To find the maximum likelihood estimators, we need to maximize the log-likelihood function with respect to the parameters  $(\boldsymbol{\beta}, b)$ . Since the root cannot be obtained in closed-forms, this is typically done using optimization techniques.

**MLE for  $\beta_0$ .** Taking the partial derivative of  $l(\boldsymbol{\beta}, b)$  with respect to  $\beta_0$ , and setting it to zero:

$$\frac{\partial l(\boldsymbol{\beta}, b)}{\partial \beta_0} = \sum_{i=1}^n \frac{\text{sgn}(y_i - \mathbf{x}_i^\top \boldsymbol{\beta})}{b} = 0,$$

where  $\text{sgn}(\cdot)$  is the sign function, which takes the value -1 if the argument is negative, 0 if the argument is zero, and 1 if the argument is positive.

**MLE for  $\beta_i$  with  $j \in \{1, 2, \dots, n\}$ .** Taking the partial derivative of  $l(\boldsymbol{\beta}, b)$  with respect to  $\beta_i$  for  $j \in \{1, 2, \dots, n\}$ , and setting it to zero:

$$\frac{\partial l(\boldsymbol{\beta}, b)}{\partial \beta_j} = \sum_{i=1}^n \frac{\text{sgn}(y_i - \mathbf{x}_i^\top \boldsymbol{\beta}) x_{ij}}{b} = 0,$$

**MLE for  $b$ .** Taking the partial derivative of  $l(\boldsymbol{\beta}, b)$  with respect to  $\beta_0$ , and setting it to zero:

$$\frac{\partial l(\boldsymbol{\beta}, b)}{\partial b} = \sum_{i=1}^n \left( -\frac{1}{b} + \frac{|y_i - \mathbf{x}_i^\top \boldsymbol{\beta}|}{b^2} \right) = 0.$$

That is,

$$b = \frac{1}{n} \sum_{i=1}^n |y_i - \mathbf{x}_i^\top \boldsymbol{\beta}|.$$

Therefore, the maximum likelihood estimator for the scale parameter  $b$  is the average absolute deviation between the observed responses and the predicted responses.

Finding analytical solutions for the MLEs in the presence of Laplace-distributed noise may be computationally more involved compared to the Gaussian case. Numerical optimization tools or statistical software packages, e.g., Newton-Raphson iteration and gradient descent, are often used for practical implementations. And we will not go into the details in this book.

### 🔗 Chapter 3 Problems 🔗

- Gaussian MLE:** Let  $x_1, x_2, \dots, x_n$  be i.i.d. samples drawn from a Gaussian density  $\mathcal{N}(\mu, \sigma^2)$  (Definition 1.23, p. 14). Show that the unique MLE of  $[\mu, \sigma^2]$  is given by

$$[\hat{\mu}, \hat{\sigma}^2] = \left[ \bar{x}, \frac{1}{n} (x_i - \bar{x})^2 \right],$$

where  $\bar{x} = \frac{1}{n} \sum_{i=1}^n x_i$ . *Hint: find the root of the gradient, and show that the negative Hessian is positive definite.*

- Exponential MLE:** Let  $x_1, x_2, \dots, x_n$  be i.i.d. samples drawn from an Exponential density  $\mathcal{E}(\lambda)$  (Definition 1.27, p. 18). Show that the unique MLE of  $\lambda$  is given by

$$\hat{\lambda} = \left( \frac{1}{n} \sum_{i=1}^n x_i \right)^{-1} = \frac{1}{\bar{x}}.$$

3. **Uniform noise:** Suppose noise points i.i.d.  $\epsilon_i \sim \text{Uniform}(-a, a)$  for  $i \in \{1, 2, \dots, n\}$ , i.e., uniformly distributed on  $[-a, a]$  and the density function is  $p(x) = \frac{1}{2a}$  for  $x \in [-a, a]$ . Show that a maximum likelihood estimate of the linear model is any  $\boldsymbol{\beta}$  satisfying  $\|\mathbf{X}\boldsymbol{\beta} - \mathbf{y}\|_\infty \leq a$ .
4. Complete the proof for Lemma 3.1 by checking the negativity of the second partial derivatives.





---

---

# CHAPTER 4

---

## DISTRIBUTION THEORY OF LEAST SQUARES

### Contents

---

4.1	Distribution Theory of Least Squares . . . . .	75
4.2	Unbiasedness under Moment Assumption . . . . .	75
4.3	Sampling Distribution of Least Squares under Gaussian Disturbance . . . . .	76
4.4	Sampling Distribution of Sum of Squares due to Error under Gaussian Disturbance . . . . .	78
4.4.1	$\chi^2$ -Distribution, $t$ -distribution, and $F$ -distribution . . . . .	78
4.4.2	Sampling Distribution . . . . .	81
4.5	Learning Curve of Least Squares under Gaussian Disturbance . . . . .	84
	Chapter 4 Problems . . . . .	87

---

## 4.1. Distribution Theory of Least Squares



We introduce distribution theories relevant to least squares approximation under Gaussian disturbance. Questions may arise regarding the bias of this model and, given a bias, whether we can minimize the variance of this estimator. Notably, we can demonstrate that the bias of the least squares estimator is zero, and its variance is upper-bounded.

When applying the maximum likelihood estimator of  $\hat{\boldsymbol{\beta}} = (\mathbf{X}^\top \mathbf{X})^{-1} \mathbf{X}^\top \mathbf{y}$  (Lemma 3.1, p. 68), we can directly compute the expectation of the estimator as  $E[\hat{\boldsymbol{\beta}}] = E[(\mathbf{X}^\top \mathbf{X})^{-1} \mathbf{X}^\top \mathbf{y}]$  (details provided below). Under the least squares probability model, assuming, we also assume that  $\mathbf{y} = \mathbf{X}\boldsymbol{\beta} + \boldsymbol{\epsilon}$ , where  $\boldsymbol{\epsilon}$  follows some probability distribution. Substituting into the estimator of  $\boldsymbol{\beta}$ , therefore, we have

$$\hat{\boldsymbol{\beta}} = (\mathbf{X}^\top \mathbf{X})^{-1} \mathbf{X}^\top (\mathbf{X}\boldsymbol{\beta} + \boldsymbol{\epsilon}).$$

The distribution theory of least squares then focuses on this observation.

## 4.2. Unbiasedness under Moment Assumption

An appetizer of the distribution theory could involve making assumptions solely based on the moments of the noise, rather than specifying its distribution, as follows.

**Lemma 4.1: (Unbiasedness under Moment Assumption)** Let  $\mathbf{y} = \mathbf{X}\boldsymbol{\beta} + \boldsymbol{\epsilon}$ , where  $\boldsymbol{\epsilon}$  is a random vector of noise <sup>a</sup>. If we only assume  $E[\boldsymbol{\epsilon}] = \mathbf{0}$  and  $\text{Cov}[\boldsymbol{\epsilon}] = \sigma^2 \mathbf{I}$  instead of  $\boldsymbol{\epsilon} \sim \mathcal{N}(0, \sigma^2 \mathbf{I})$ . Suppose further that  $\mathbf{X} \in \mathbb{R}^{n \times p}$  is fixed and has full rank with  $n \geq p$  (i.e., rank is  $p$ ). Then, we have the following moment results:

1. The OLS estimator (i.e., MLE) satisfies  $E[\hat{\boldsymbol{\beta}}] = \boldsymbol{\beta}$  and  $\text{Cov}[\hat{\boldsymbol{\beta}}] = \sigma^2 (\mathbf{X}^\top \mathbf{X})^{-1}$ ;
2. The predicted output satisfies  $E[\hat{\mathbf{y}}] = \mathbf{X}\boldsymbol{\beta}$  and  $\text{Cov}[\hat{\mathbf{y}}] = \sigma^2 \mathbf{H}$ , where  $\mathbf{H}$  is the orthogonal projection matrix with  $\mathbf{H} = \mathbf{X}(\mathbf{X}^\top \mathbf{X})^{-1} \mathbf{X}^\top$ ;
3. The error vector  $\mathbf{e} = \mathbf{y} - \hat{\mathbf{y}}$  satisfies  $E[\mathbf{e}] = \mathbf{0}$  and  $\text{Cov}[\mathbf{e}] = \sigma^2 (\mathbf{I} - \mathbf{H})$ .

<sup>a</sup>. Note that under the assumed model, the output  $\mathbf{y}$  becomes a random variable  $\mathbf{y}$ , denoted by normal fonts, rather than italics letters.

**Proof** [of Lemma 4.1] Since the estimator is  $\hat{\boldsymbol{\beta}} = (\mathbf{X}^\top \mathbf{X})^{-1} \mathbf{X}^\top \mathbf{y}$ , and we assume that  $\mathbf{y} = \mathbf{X}\boldsymbol{\beta} + \boldsymbol{\epsilon}$ , we have

$$\begin{aligned} \hat{\boldsymbol{\beta}} &= (\mathbf{X}^\top \mathbf{X})^{-1} \mathbf{X}^\top (\mathbf{X}\boldsymbol{\beta} + \boldsymbol{\epsilon}) \\ &= \boldsymbol{\beta} + (\mathbf{X}^\top \mathbf{X})^{-1} \mathbf{X}^\top \boldsymbol{\epsilon}. \end{aligned}$$

Thus, we obtain,

$$\begin{aligned} E[\hat{\boldsymbol{\beta}}] &= \boldsymbol{\beta} + (\mathbf{X}^\top \mathbf{X})^{-1} \mathbf{X}^\top E[\boldsymbol{\epsilon}] && (\mathbf{X} \text{ is fixed}) \\ &= \boldsymbol{\beta}. \end{aligned}$$

And

$$\begin{aligned}
 \text{Cov}[\hat{\boldsymbol{\beta}}] &= \text{Cov}[(\mathbf{X}^\top \mathbf{X})^{-1} \mathbf{X}^\top \mathbf{y}] \\
 &= (\mathbf{X}^\top \mathbf{X})^{-1} \mathbf{X}^\top \text{Cov}[\mathbf{y}] \mathbf{X} (\mathbf{X}^\top \mathbf{X})^{-1} && (\text{Cov}[\mathbf{A}\mathbf{v} + \mathbf{b}] = \mathbf{A}\text{Cov}[\mathbf{v}]\mathbf{A}^\top) \\
 &= (\mathbf{X}^\top \mathbf{X})^{-1} \mathbf{X}^\top \text{Cov}[\boldsymbol{\epsilon}] \mathbf{X} (\mathbf{X}^\top \mathbf{X})^{-1} && (\mathbf{X} \text{ is fixed}) \\
 &= (\mathbf{X}^\top \mathbf{X})^{-1} \mathbf{X}^\top (\sigma^2 \mathbf{I}) \mathbf{X} (\mathbf{X}^\top \mathbf{X})^{-1} \\
 &= \sigma^2 (\mathbf{X}^\top \mathbf{X})^{-1}.
 \end{aligned}$$

And since  $\hat{\mathbf{y}} = \mathbf{X}\hat{\boldsymbol{\beta}}$ , we obtain  $\text{E}[\hat{\mathbf{y}}] = \mathbf{X}\boldsymbol{\beta}$  and  $\text{Cov}[\hat{\mathbf{y}}] = \mathbf{X}\text{Cov}[\hat{\boldsymbol{\beta}}]\mathbf{X}^\top = \sigma^2 \mathbf{H}$ .<sup>1</sup> Furthermore, since  $\mathbf{e} = \mathbf{y} - \hat{\mathbf{y}}$ , we have  $\text{E}[\mathbf{e}] = \text{E}[\mathbf{y} - \hat{\mathbf{y}}] = \mathbf{0}$  and

$$\begin{aligned}
 \text{Cov}[\mathbf{e}] &= \text{Cov}[\mathbf{y} - \hat{\mathbf{y}}] \\
 &= \text{Cov}[\mathbf{y} - \mathbf{H}\mathbf{y}] && (\hat{\mathbf{y}} = \mathbf{H}\mathbf{y}) \\
 &= (\mathbf{I} - \mathbf{H})\text{Cov}[\mathbf{y}](\mathbf{I} - \mathbf{H})^\top \\
 &= (\mathbf{I} - \mathbf{H})\text{Cov}[\boldsymbol{\epsilon}](\mathbf{I} - \mathbf{H})^\top \\
 &= \sigma^2 (\mathbf{I} - \mathbf{H})(\mathbf{I} - \mathbf{H})^\top \\
 &= \sigma^2 (\mathbf{I} - \mathbf{H}), && ((\mathbf{I} - \mathbf{H}) \text{ is an orthogonal projection})
 \end{aligned}$$

which completes the proof. ■

The lemma establishes that the maximum likelihood estimator of  $\boldsymbol{\beta}$  is an unbiased estimator, and the expected error vectors tend towards zero. This underscores the significance of the maximum likelihood method in the realm of point estimation.

### 4.3. Sampling Distribution of Least Squares under Gaussian Disturbance

Besides understanding the moments of  $\hat{\boldsymbol{\beta}}$ , can we gain insights into its distribution? Analogous to the Gaussian disturbance influencing the likelihood, it also dictates the precise distribution of associated random variables.

**Lemma 4.2: (Sampling Distribution of LS under Gaussian Disturbance)** Let  $\mathbf{y} = \mathbf{X}\boldsymbol{\beta} + \boldsymbol{\epsilon}$ , where  $\boldsymbol{\epsilon} \sim \mathcal{N}(\mathbf{0}, \sigma^2 \mathbf{I})$ . Assume  $\mathbf{X}$  is fixed and has full rank with  $n \geq p$  (i.e., rank is  $p$ ). Then,

1. The OLS estimator satisfies  $\hat{\boldsymbol{\beta}} \sim \mathcal{N}(\boldsymbol{\beta}, \sigma^2 (\mathbf{X}^\top \mathbf{X})^{-1})$ ;
2. The predicted output satisfies  $\hat{\mathbf{y}} \sim \mathcal{N}(\mathbf{X}\boldsymbol{\beta}, \sigma^2 \mathbf{H})$ ;
3. The error vector satisfies  $\mathbf{e} = \mathbf{y} - \hat{\mathbf{y}} \sim \mathcal{N}(\mathbf{0}, \sigma^2 (\mathbf{I} - \mathbf{H}))$ .

**Proof** [of Lemma 4.2] Since  $\hat{\boldsymbol{\beta}} = (\mathbf{X}^\top \mathbf{X})^{-1} \mathbf{X}^\top \mathbf{y}$  and we assume that  $\mathbf{y} = \mathbf{X}\boldsymbol{\beta} + \boldsymbol{\epsilon}$ , we have

$$\hat{\boldsymbol{\beta}} = (\mathbf{X}^\top \mathbf{X})^{-1} \mathbf{X}^\top (\mathbf{X}\boldsymbol{\beta} + \boldsymbol{\epsilon}) = \boldsymbol{\beta} + (\mathbf{X}^\top \mathbf{X})^{-1} \mathbf{X}^\top \boldsymbol{\epsilon}.$$

1. Given non-random matrix  $\mathbf{A}$  and vector  $\mathbf{b}$ , we have  $\text{E}[\mathbf{A}\mathbf{v} + \mathbf{b}] = \mathbf{A}\text{E}[\mathbf{v}] + \mathbf{b}$  and  $\text{Cov}[\mathbf{A}\mathbf{v} + \mathbf{b}] = \mathbf{A}\text{Cov}[\mathbf{v}]\mathbf{A}^\top$ .

As  $\boldsymbol{\beta}$  and  $(\mathbf{X}^\top \mathbf{X})^{-1} \mathbf{X}^\top$  are both fixed, thus from the affine transformation of multivariate normal distribution (Lemma 1.6, p. 16):

$$\begin{aligned} & \boldsymbol{\beta} + (\mathbf{X}^\top \mathbf{X})^{-1} \mathbf{X}^\top \boldsymbol{\epsilon} \\ & \sim \mathcal{N}\left(\boldsymbol{\beta} + (\mathbf{X}^\top \mathbf{X})^{-1} \mathbf{X}^\top \mathbf{0}, (\mathbf{X}^\top \mathbf{X})^{-1} \mathbf{X}^\top (\sigma^2 \mathbf{I}) \left[(\mathbf{X}^\top \mathbf{X})^{-1} \mathbf{X}^\top\right]^\top\right). \end{aligned}$$

Thus, it follows that

$$\hat{\boldsymbol{\beta}} \sim \mathcal{N}(\boldsymbol{\beta}, \sigma^2 (\mathbf{X}^\top \mathbf{X})^{-1}).$$

Similarly, for  $\hat{\mathbf{y}} = \mathbf{X} \hat{\boldsymbol{\beta}}$ , we obtain:

$$\hat{\mathbf{y}} \sim \mathcal{N}(\mathbf{X} \boldsymbol{\beta}, \sigma^2 \mathbf{H}).$$

Considering the error variable  $\mathbf{e} = \mathbf{y} - \hat{\mathbf{y}}$ , we have  $\mathbf{y} \sim \mathcal{N}(\mathbf{X} \boldsymbol{\beta}, \sigma^2 \mathbf{I})$ , then

$$\begin{aligned} \mathbf{e} &= \mathbf{y} - \hat{\mathbf{y}} \\ &= (\mathbf{I} - \mathbf{H}) \mathbf{y} \\ &\sim \mathcal{N}\left((\mathbf{I} - \mathbf{H}) \mathbf{X} \boldsymbol{\beta}, (\mathbf{I} - \mathbf{H}) (\sigma^2 \mathbf{I}) (\mathbf{I} - \mathbf{H})^\top\right) \\ &= \mathcal{N}(\mathbf{0}, \sigma^2 (\mathbf{I} - \mathbf{H})), \end{aligned}$$

where the last equality comes from the fact that  $(\mathbf{I} - \mathbf{H})$  is an orthogonal projection onto the perpendicular space of  $\mathcal{C}(\mathbf{X})$ , and this completes the proof. ■

We further show that, under the same condition, the error variable  $\mathbf{e}$  is independent of the predicted output and the OLS estimator.

**Lemma 4.3: (Independence in LS under Gaussian Disturbance)** Let  $\mathbf{y} = \mathbf{X} \boldsymbol{\beta} + \boldsymbol{\epsilon}$ , where  $\boldsymbol{\epsilon} \sim \mathcal{N}(\mathbf{0}, \sigma^2 \mathbf{I})$ . Assume  $\mathbf{X} \in \mathbb{R}^{n \times p}$  is fixed and has full rank with  $n \geq p$  (i.e., rank is  $p$ ). Then, the random variable  $\mathbf{e}$  is independent of  $\hat{\mathbf{y}}$  and  $\hat{\boldsymbol{\beta}}$ ;

**Proof** [of Lemma 4.3] It is straightforward that

$$\begin{aligned} \text{Cov}[\mathbf{e}, \hat{\mathbf{y}}] &= \text{Cov}[(\mathbf{I} - \mathbf{H}) \mathbf{y}, \mathbf{H} \mathbf{y}] \\ &= (\mathbf{I} - \mathbf{H}) \text{Cov}[\mathbf{y}, \mathbf{y}] \mathbf{H}^\top \\ &= (\mathbf{I} - \mathbf{H}) (\sigma^2 \mathbf{I}) \mathbf{H} \\ &= \sigma^2 (\mathbf{H} - \mathbf{H}) \\ &= \mathbf{0}, \end{aligned}$$

where the second equality is from the fact that  $\text{Cov}[\mathbf{A} \mathbf{v}, \mathbf{B} \mathbf{w}] = \mathbf{A} \text{Cov}[\mathbf{v}, \mathbf{w}] \mathbf{B}^\top$ , given non-random matrix  $\mathbf{A}$  and  $\mathbf{B}$ . As  $\hat{\mathbf{y}} = \mathbf{X} \hat{\boldsymbol{\beta}}$ , and  $\mathbf{X}$  is the observed data matrix and is fixed,  $\mathbf{e}$  is independent of  $\hat{\boldsymbol{\beta}}$  as well. This completes the proof. ■

#### 4.4. Sampling Distribution of Sum of Squares due to Error under Gaussian Disturbance

Another crucial result we will prove is the sum of squares due to error  $\mathbf{e}^\top \mathbf{e} \sim \sigma^2 \chi_{(n-p)}^2$ , by which we can get an unbiased estimator of  $\sigma^2$ . The distribution  $\chi_{(n-p)}^2$  is the Chi-square distribution with degree of  $n - p$ .

##### 4.4.1 $\chi^2$ -Distribution, $t$ -distribution, and $F$ -distribution

Chi-square distribution is a specific case of the Gamma distribution (as introduced in Definition 1.28, p. 19). In this context, we provide the formal definitions of the Chi-square distribution, the  $t$ -distribution, and the  $F$ -distribution, with a particular emphasis on their close relationship to the Chi-square distribution. Further insights into the connection between the Chi-square distribution and the Gamma distribution will be observed in the sequel.

Though the Chi-squared distribution is a special case of the Gamma distribution, it holds particular significance in statistical theory.

**Definition 4.1 (Chi-Square Distribution,  $\chi^2$ -Distribution)** Let  $\mathbf{a} \sim \mathcal{N}(0, \mathbf{I}_{p \times p})$ . Then,  $\mathbf{x} = \sum_{i=1}^p a_i$  follows the Chi-square distribution with  $p$  **degrees of freedom**, also known as the  $\chi^2$ -distribution. We write  $\mathbf{x} \sim \chi_{(p)}^2$ , and it is equivalent to  $\mathbf{x} \sim \mathcal{G}(p/2, 1/2)$  in Definition 1.28 (p. 19). The probability density function is given by

$$f(x; p) = \begin{cases} \frac{1}{2^{p/2} \Gamma(\frac{p}{2})} x^{\frac{p}{2}-1} \exp(-\frac{x}{2}), & \text{if } x \geq 0; \\ 0, & \text{if } x < 0. \end{cases}$$

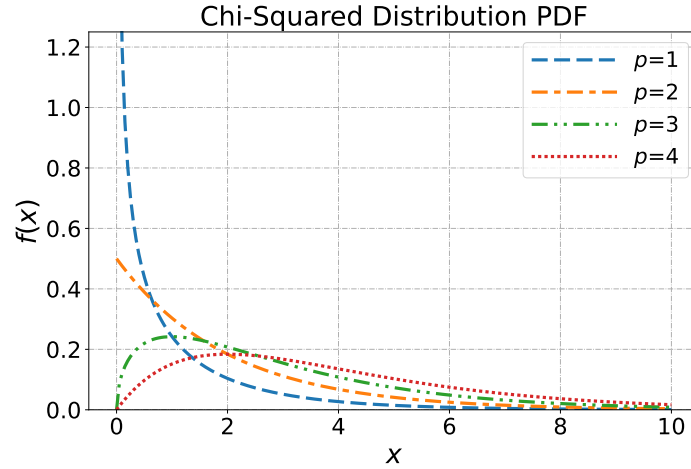
The mean, variance of  $\mathbf{x} \sim \chi_{(p)}^2$  are given by

$$\mathbb{E}[\mathbf{x}] = p, \quad \text{Var}[\mathbf{x}] = 2p.$$

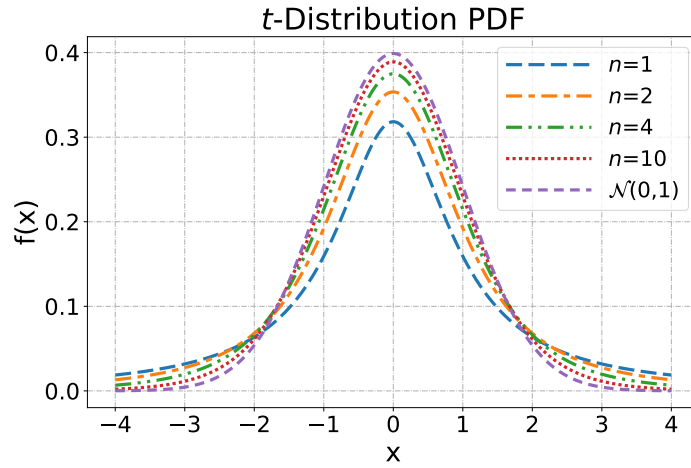
The function  $\Gamma(\cdot)$  is the Gamma function, and we can just take it as a function to normalize the distribution into sum to 1. In special case when  $y$  is a positive integer,  $\Gamma(y) = (y - 1)!$ . Figure 4.1 compares different parameters  $p$  for the Chi-square distribution.

**Definition 4.2 ( $t$ -distribution)** Suppose  $y$  and  $z$  are independent random variables with  $y \sim \mathcal{N}(0, 1)$  and  $z \sim \chi_{(n)}^2$ , respectively. Then  $\mathbf{x} = \frac{y}{\sqrt{z/n}}$  follows the  $t$ -distribution with  $n$  degrees of freedom, denoted by  $\mathbf{x} \sim t_{(n)}$ . The probability density function of  $\sqrt{z/n}$  is given by

$$h_2(z; n) = \begin{cases} \frac{2n^{n/2}}{2^{n/2} \Gamma(\frac{n}{2})} z^{n-1} \exp(-\frac{nz^2}{2}), & \text{if } z \geq 0; \\ 0, & \text{if } z < 0. \end{cases}$$



**Figure 4.1:** Chi-square probability density functions for different values of the parameter  $p$ .



**Figure 4.2:**  $t$ -distribution probability density functions for different values of the parameter  $n$ . When increasing the degree of freedom  $n$ , the density gets closer to  $\mathcal{N}(0, 1)$ .

And the probability density function of  $y$  is given by

$$h_1(y) = \frac{1}{\sqrt{2\pi}} \exp\left\{-\frac{y^2}{2}\right\}.$$

Then the probability density function of the  $t$ -distribution can be obtained by

$$g(x; n) = \int_0^\infty t \cdot h_1(xt) \cdot h_2(t) dt$$

$$= \frac{\Gamma(\frac{n+1}{2})}{\sqrt{n\pi}\Gamma(\frac{n}{2})} \left(1 + \frac{x^2}{n}\right)^{-\frac{n+1}{2}}.$$

The probability density function of the  $t$ -distribution is similar to a normal distribution, both of which are symmetric about 0. And when  $n \rightarrow \infty$ ,  $t$ -distribution converges to  $\mathcal{N}(0, 1)$ . Figure 4.2 compares different parameters  $n$  for the  $t$ -distribution.

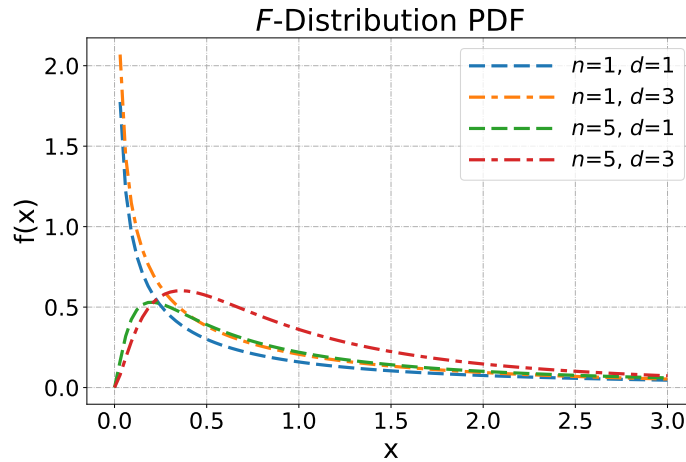
**Definition 4.3 (F-distribution)** The  $F$ -distribution is the ratio of two Chi-square distributions. Using  $n$  and  $d$  to denote numerator and denominator, respectively, we define

$$\frac{\frac{1}{n}\chi_{(n)}^2}{\frac{1}{d}\chi_{(d)}^2} \sim F_{n,d}.$$

And the probability density function is given by

$$f(x; n, d) = \begin{cases} \frac{\Gamma(\frac{n+d}{2})}{\Gamma(\frac{n}{2})\Gamma(\frac{d}{2})} n^{n/2} d^{d/2} x^{\frac{n}{2}-1} (d + nx)^{-\frac{1}{2}(n+d)}, & \text{if } x \geq 0. \\ 0, & \text{if } x < 0. \end{cases}$$

Specifically, if  $x \sim t_{(n)}$ , then  $x^2 \sim F_{1,n}$ . Figure 4.3 compares different parameters  $n, d$  for  $F$ -distribution.



**Figure 4.3:**  $F$ -distribution probability density functions for different values of the parameters  $n$  and  $d$ .



### 4.4.2 Sampling Distribution

We proceed to demonstrate that certain random variables within the linear model, subject to Gaussian noise, precisely follow a Chi-square distribution.

**Theorem 4.4: (Distribution of Sum of Squares due to Error)** Let  $\mathbf{y} = \mathbf{X}\boldsymbol{\beta} + \boldsymbol{\epsilon}$ , where  $\boldsymbol{\epsilon} \sim \mathcal{N}(\mathbf{0}, \sigma^2 \mathbf{I})$ . Assume  $\mathbf{X} \in \mathbb{R}^{n \times p}$  is fixed and has full rank with  $n \geq p$  (i.e., rank is  $p$ ). Then, we have

1. Sum of squares due to error satisfies  $\mathbf{e}^\top \mathbf{e} = \sum_i^n e_i^2 \sim \sigma^2 \chi_{(n-p)}^2$ , where  $\mathbf{e} = \mathbf{y} - \hat{\mathbf{y}}$ ;
2. An unbiased estimator of  $\sigma^2$  is  $S^2 = \frac{1}{n-p} (\mathbf{y} - \hat{\mathbf{y}})^\top (\mathbf{y} - \hat{\mathbf{y}}) = \frac{\mathbf{e}^\top \mathbf{e}}{n-p}$ ;
3. The random variables  $\hat{\boldsymbol{\beta}}$  and  $S^2$  are independent.

**Proof** [of Theorem 4.4] We realize that  $\sum_i^n e_i^2 = \mathbf{e}^\top \mathbf{e} = [(\mathbf{I} - \mathbf{H})\mathbf{y}]^\top [(\mathbf{I} - \mathbf{H})\mathbf{y}]$ . By expressing  $\mathbf{y}$  into  $\mathbf{y} = \mathbf{X}\boldsymbol{\beta} + \boldsymbol{\epsilon}$ :

$$\begin{aligned} (\mathbf{I} - \mathbf{H})\mathbf{y} &= (\mathbf{I} - \mathbf{H})(\mathbf{X}\boldsymbol{\beta} + \boldsymbol{\epsilon}) \\ &= (\mathbf{I} - \mathbf{H})\boldsymbol{\epsilon} \quad (\mathbf{H}\mathbf{X}\boldsymbol{\beta} = \mathbf{X}\boldsymbol{\beta}) \\ &= (\mathbf{I} - \mathbf{H})\boldsymbol{\epsilon}, \end{aligned}$$

by which we can rewrite  $[(\mathbf{I} - \mathbf{H})\mathbf{y}]^\top [(\mathbf{I} - \mathbf{H})\mathbf{y}]$  into

$$\begin{aligned} \sum_i^n e_i^2 &= [(\mathbf{I} - \mathbf{H})\mathbf{y}]^\top [(\mathbf{I} - \mathbf{H})\mathbf{y}] = \boldsymbol{\epsilon}^\top (\mathbf{I} - \mathbf{H})^\top (\mathbf{I} - \mathbf{H}) \boldsymbol{\epsilon} \\ &= \boldsymbol{\epsilon}^\top (\mathbf{I} - \mathbf{H}) \boldsymbol{\epsilon}. \end{aligned}$$

By Spectral Theorem 2.17 (p. 46) and Proposition 2.16 (p. 46, the only possible eigenvalues of the hat matrix are 0 and 1), we can express the sum of squares due to error as  $\sum_{i=1}^n e_i^2 = \boldsymbol{\epsilon}^\top (\mathbf{I} - \mathbf{H}) \boldsymbol{\epsilon} = \boldsymbol{\epsilon}^\top (\mathbf{Q}\boldsymbol{\Lambda}\mathbf{Q}^\top) \boldsymbol{\epsilon}$ , where  $\mathbf{I} - \mathbf{H} = \mathbf{Q}\boldsymbol{\Lambda}\mathbf{Q}^\top$  is the spectral decomposition of  $\mathbf{I} - \mathbf{H}$ . Given the fact that rotations on the normal distribution do not affect the distribution (Lemma 1.7, p. 16), we can define

$$\boldsymbol{\eta} = \mathbf{Q}^\top \boldsymbol{\epsilon} \sim \mathcal{N}(\mathbf{0}, \sigma^2 \mathbf{I}).$$

Thus, it follows that

$$\sum_{i=1}^n e_i^2 = \boldsymbol{\eta}^\top \boldsymbol{\Lambda} \boldsymbol{\eta} \sim \sigma^2 \chi_{\text{rank}(\mathbf{I}-\mathbf{H})}^2 \sim \sigma^2 \chi_{(n-p)}^2,$$

where, according to Lemma 2.19 (p. 47),

$$\begin{aligned} \text{rank}(\mathbf{I} - \mathbf{H}) &= \text{tr}(\mathbf{I}) - \text{tr}(\mathbf{H}) \\ &= n - \text{tr}(\mathbf{X}(\mathbf{X}^\top \mathbf{X})^{-1} \mathbf{X}^\top) \\ &= n - \text{tr}((\mathbf{X}^\top \mathbf{X})^{-1} \mathbf{X}^\top \mathbf{X}) \\ &= n - p. \end{aligned}$$

Therefore, it can be shown that  $E[\mathbf{e}^\top \mathbf{e}] = \sigma^2(n - p)$ , leading to an unbiased estimator for  $\sigma^2$ , denoted by  $S^2 = \frac{\mathbf{e}^\top \mathbf{e}}{n-p}$ .

As proved in Lemma 4.3,  $\mathbf{e}$  is independent of  $\hat{\mathbf{y}}$ . Then,  $S^2 = \frac{\mathbf{e}^\top \mathbf{e}}{n-p}$  is independent of  $\hat{\boldsymbol{\beta}}$  as well. This completes the proof. ■

**Degree of Freedom.** To see why  $S^2$  (which is the sum of squares due to error divided by  $(n - p)$ ) is an unbiased estimator of  $\sigma^2$ , we delve into the concept of degrees of freedom.

**Remark 4.5: Degree of Freedom of Error Vector  $\mathbf{e}$**

The unbiased estimator  $S^2$  of  $\sigma^2$  adjusts the degree of freedom (df) of  $\mathbf{e}$ , while the degree of freedom of  $\mathbf{e}$  is  $(n - p)$  if  $\mathbf{X} \in \mathbb{R}^{n \times p}$  has full column rank with  $n \geq p$ .

It is mysterious why we call  $(n - p)$  as the degree of freedom of  $\mathbf{e}$ . The degree of freedom is the dimension of the space where a vector can stay, i.e., how freely a vector can move. Since  $\mathbf{e} \in \mathbb{R}^n$  is perpendicular to the column space of  $\mathbf{X}$  as shown in Figure 2.12 (p. 55). That is,  $\mathbf{X}^\top \mathbf{e} = \mathbf{0}$ , and  $\mathbf{e}$  is in the null space of  $\mathbf{X}^\top$  which has dimension  $p$ . So  $\mathbf{e}$  cannot move completely freely in  $\mathbb{R}^n$  and loses  $p$  degree of freedom.

With this unbiased estimator of noise variance  $\sigma^2$ , we could answer questions of interest. An example is provided below.

**Example 4.4.1** Given any non-random vector  $\mathbf{c}$ , we wish to find the distribution for the following equation:

$$\frac{\mathbf{c}^\top \hat{\boldsymbol{\beta}} - \mathbf{c}^\top \boldsymbol{\beta}}{S \sqrt{\mathbf{c}^\top (\mathbf{X}^\top \mathbf{X})^{-1} \mathbf{c}}}$$

From  $\hat{\boldsymbol{\beta}} \sim \mathcal{N}(\boldsymbol{\beta}, \sigma^2(\mathbf{X}^\top \mathbf{X})^{-1})$ , we can find  $(\mathbf{c}^\top \hat{\boldsymbol{\beta}} - \mathbf{c}^\top \boldsymbol{\beta}) \sim \mathcal{N}(0, \sigma^2 \mathbf{c}^\top (\mathbf{X}^\top \mathbf{X})^{-1} \mathbf{c})$ . This makes

$$\frac{\mathbf{c}^\top \hat{\boldsymbol{\beta}} - \mathbf{c}^\top \boldsymbol{\beta}}{\sigma \sqrt{\mathbf{c}^\top (\mathbf{X}^\top \mathbf{X})^{-1} \mathbf{c}}} \sim \mathcal{N}(0, 1).$$

And note again  $S^2 \sim \frac{\sigma^2 \chi_{(n-p)}^2}{n-p}$ . We have

$$\frac{S^2}{\sigma^2} \sim \frac{\chi_{(n-p)}^2}{n-p}.$$

This implies

$$\frac{\mathbf{c}^\top \hat{\boldsymbol{\beta}} - \mathbf{c}^\top \boldsymbol{\beta}}{S \sqrt{\mathbf{c}^\top (\mathbf{X}^\top \mathbf{X})^{-1} \mathbf{c}}} \sim t_{(n-p)},$$

which is a  $t$ -distribution<sup>2</sup>, and by which we could answer question of interest. □

Moreover, we decompose the noise variance in terms of mean squared error (MSE), from which we could find the minimum MSE estimator of the noise variance.

2. Suppose  $x \sim \mathcal{N}(0, 1)$  and  $y \sim \chi_{(n)}^2$ . Then,  $\frac{x}{\sqrt{y/n}} \sim t_{(n)}$ .

**Lemma 4.6: (Bias-Variance Decomposition of Noise Variance)** For any estimator  $\bar{\sigma}^2$  of  $\sigma^2$ , the mean squared error of the estimator have the following decomposition:

$$\begin{aligned} \text{MSE}(\bar{\sigma}^2, \sigma^2) &= \text{E}[(\bar{\sigma}^2 - \sigma^2)^2] = \text{E}[(\bar{\sigma}^2)^2] - 2\sigma^2\text{E}[\bar{\sigma}^2] + (\sigma^2)^2 \\ &= \|\text{E}[\bar{\sigma}^2] - \sigma^2\|^2 + \text{E}[\|\bar{\sigma}^2 - \text{E}[\bar{\sigma}^2]\|^2] \\ &= \|\text{bias}(\bar{\sigma}^2, \sigma^2)\|^2 + \text{Var}[\bar{\sigma}^2]. \end{aligned}$$

#### Minimum MSE Estimator of Noise Variance $\sigma^2$

In Lemma 3.1 (p. 68), we show that the MLE of  $\sigma^2$  is  $\hat{\sigma}^2 = \frac{1}{n}\mathbf{e}^\top \mathbf{e}$ , which is a biased estimator of  $\sigma^2$ . According to Theorem 4.4, an unbiased estimator of  $\sigma^2$  is given by  $S^2 = \frac{1}{n-p}\mathbf{e}^\top \mathbf{e}$ .

Define the function  $\bar{\sigma}^2(k) = \frac{1}{k}\mathbf{e}^\top \mathbf{e}$ . Then, the MLE of  $\sigma^2$  can be denoted by  $\bar{\sigma}^2(n)$ , and the unbiased estimator  $S^2$  of  $\sigma^2$  can be expressed as  $S^2 = \bar{\sigma}^2(n-p)$ . Then, the value of  $k$  that minimizes the mean squared error  $\text{MSE}(\bar{\sigma}^2(k), \sigma^2)$  is  $k = n - p + 2$  (which can be easily proved by calculus). We thus have

$$\begin{aligned} \text{MSE}(\hat{\sigma}^2, \sigma^2) &= \left(\frac{n-p}{n}\sigma^2 - \sigma^2\right)^2 + \frac{2(n-p)\sigma^4}{n^2} = \frac{p^2 + 2(n-p)}{n^2}\sigma^4; \\ \text{MSE}(S^2, \sigma^2) &= \left(\frac{n-p}{n-p}\sigma^2 - \sigma^2\right)^2 + \frac{2(n-p)\sigma^4}{(n-p)^2} = \frac{2\sigma^4}{n-p}; \\ \text{MSE}(\bar{\sigma}^2(n-p+2), \sigma^2) &= \left(\frac{n-p}{n-p+2}\sigma^2 - \sigma^2\right)^2 + \frac{2(n-p)\sigma^4}{(n-p+2)^2} = \frac{2n-2p}{(n-p+2)^2}\sigma^4, \end{aligned}$$

which implies

$$\text{MSE}(\bar{\sigma}^2(n-p+2), \sigma^2) \leq \text{MSE}(S^2, \sigma^2).$$

The above argument shows that  $\bar{\sigma}^2(n-p+2)$  will be closer to  $\sigma^2$  than  $S^2$  when using MSE as a measure. However,  $\bar{\sigma}^2(n-p+2)$  is biased and will underestimate  $\sigma^2$  on average<sup>3</sup>. This bias raises concerns about the reliability of  $\bar{\sigma}^2(n-p+2)$  as an estimator for  $\sigma^2$ .

In general, since MSE is a function of the parameter, there will not be just one “best” estimator in terms of MSE. Thus, we should restrict ourselves to finding the “best” estimator in a limited class of estimators. A popular way involves considering only unbiased estimators and selecting the one with the lowest variance. That is, the *best unbiased estimator (BUE)*. Further restrictions to linear estimators lead to the *best linear unbiased estimator (BLUE)*. See Section 6.1 (p. 101) for a discussion about the BLUE of  $\boldsymbol{\beta}$ .

We should also notice that for any unbiased estimator  $\sigma_1^2$  and  $\sigma_2^2$  of  $\sigma^2$ , the linear combination  $\sigma_3^2 = a\sigma_1^2 + (1-a)\sigma_2^2$  also qualifies as an unbiased estimator for  $\sigma^2$ .

In summary, we present various estimators for  $\boldsymbol{\beta}$  and  $\sigma^2$  in Table 4.1.

3. When the bias at some coordinate of  $\sigma^2$  is positive, we call it *overestimation*; when it is negative, we call it *underestimation*.

	OLS Estimator	MLE	Unbiased Estimator	Minimum MSE Estimator
$\beta$	$(\mathbf{X}^\top \mathbf{X})^{-1} \mathbf{X}^\top \mathbf{y}$	$(\mathbf{X}^\top \mathbf{X})^{-1} \mathbf{X}^\top \mathbf{y}$	$(\mathbf{X}^\top \mathbf{X})^{-1} \mathbf{X}^\top \mathbf{y}$	
$\sigma^2$		$\frac{1}{n} \mathbf{e}^\top \mathbf{e}$	$\frac{1}{n-p} \mathbf{e}^\top \mathbf{e}$	$\frac{1}{n-p+2} \mathbf{e}^\top \mathbf{e}$

**Table 4.1:** Comparison of different estimators for  $\beta$  and  $\sigma^2$ .

### 4.5. Learning Curve of Least Squares under Gaussian Disturbance

To differentiate the test data error (the data we do not see), we introduce the concept of **in-sample error** (also known as the in-sample sum of squares due to error) by  $\text{MSE}_{\text{in}}(\beta) = \frac{1}{n} \sum_{i=1}^n (y_i - \hat{y}_i)^2 = \frac{1}{n} \mathbf{e}^\top \mathbf{e}$  for  $n$  available data samples. Additionally, we define the **out-of-sample error** (also known as the out-of-sample sum of squares due to error) as the expected squared error of test data, given by  $\text{MSE}_{\text{out}}(\beta) = \mathbb{E}[(y_* - \hat{y}_*)^2]$ . We then derive the expressions for the expected in-sample error and out-of-sample error under the assumption of Gaussian noise disturbance.

#### Lemma 4.7: (Expectation of In-Sample Error Under Gaussian Disturbance)

Let  $\mathbf{y} = \mathbf{X}\beta + \epsilon$ , where  $\epsilon \sim \mathcal{N}(\mathbf{0}, \sigma^2 \mathbf{I})$ . Assume  $\mathbf{X} \in \mathbb{R}^{n \times p}$  is fixed and has full rank with  $p < n$  (i.e., rank is  $p$ ). Then, we have

1. Expectation of in-sample error:  $\mathbb{E}[\text{MSE}_{\text{in}}(\beta)] = \frac{n-p}{n} \sigma^2$ ;
2. Expectation of out-of-sample error:  $\mathbb{E}[\text{MSE}_{\text{out}}(\beta)]$  converges to  $\frac{n+p}{n} \sigma^2 + O(\frac{1}{n})$ .

**Proof** [of Lemma 4.7] As a recap, the sum of squares due to error is defined as

$$\begin{aligned}
 \mathbf{e}^\top \mathbf{e} &= \|\mathbf{y} - \hat{\mathbf{y}}\|^2 = \|\mathbf{X}\beta + \epsilon - \mathbf{H}\mathbf{y}\|^2 \\
 &= \|\mathbf{X}\beta + \epsilon - \mathbf{H}(\mathbf{X}\beta + \epsilon)\|^2 \\
 &= \|\mathbf{X}\beta + \epsilon - \mathbf{X}\beta - \mathbf{H}\epsilon\|^2 && (\mathbf{X}\beta \text{ lies in } \mathcal{C}(\mathbf{X})) \\
 &= \|(\mathbf{I} - \mathbf{H})\epsilon\|^2 = ((\mathbf{I} - \mathbf{H})\epsilon)^\top ((\mathbf{I} - \mathbf{H})\epsilon) \\
 &= \epsilon^\top (\mathbf{I} - \mathbf{H})^\top (\mathbf{I} - \mathbf{H}) \epsilon \\
 &= \epsilon^\top (\mathbf{I} - \mathbf{H})(\mathbf{I} - \mathbf{H}) \epsilon \\
 &= \epsilon^\top (\mathbf{I} - \mathbf{H}) \epsilon,
 \end{aligned}$$

where the last two equalities arise from the fact that  $\mathbf{I} - \mathbf{H}$  is symmetric and idempotent. Next, by taking the expectation of the sum of squares due to error with respect to  $\epsilon$ , we obtain:

$$\begin{aligned}
 \mathbb{E}[\mathbf{e}^\top \mathbf{e}] &= \mathbb{E}[\epsilon^\top (\mathbf{I} - \mathbf{H}) \epsilon] \\
 &= \text{tr}((\mathbf{I} - \mathbf{H}) \cdot \sigma^2 \mathbf{I}) \\
 &= \sigma^2 (n - p),
 \end{aligned}$$

where the second equality is from the fact that: for random variable  $\mathbf{b}$  and non-random matrix  $\mathbf{A}$ , we have

$$\mathbb{E}[\mathbf{b}^\top \mathbf{A} \mathbf{b}] = \text{tr}(\mathbf{A} \text{Cov}[\mathbf{b}]) + \mathbb{E}[\mathbf{b}]^\top \mathbf{A} \mathbb{E}[\mathbf{b}]. \quad (4.1)$$

The proof of the equation above is presented in Appendix A.3 (p. 161). This expectation aligns with the outcome derived in Theorem 4.4, where we establish that  $\mathbf{e}^\top \mathbf{e} \sim \sigma^2 \chi_{(n-p)}^2$  with a expectation of  $\sigma^2(n-p)$ . Consequently, we have

$$\mathbb{E}[\text{MSE}_{\text{in}}(\boldsymbol{\beta})] = \frac{1}{n} \mathbb{E}[\mathbf{e}^\top \mathbf{e}] = \frac{n-p}{n} \sigma^2.$$

Note here, we can directly obtain the expectation of  $\mathbf{e}^\top \mathbf{e}$  from Theorem 4.4. The presented proof offers an alternative approach to determine the expectation of  $\mathbf{e}^\top \mathbf{e}$ .

For the second part of the claim, given the test input  $\mathbf{x}_*$ , test output  $y_*$ , and test noise  $\epsilon_*$ , the test error is

$$\begin{aligned} e_* &= y_* - \mathbf{x}_*^\top \hat{\boldsymbol{\beta}} \\ &= y_* - \mathbf{x}_*^\top (\mathbf{X}^\top \mathbf{X})^{-1} \mathbf{X}^\top \mathbf{y} \\ &= (\mathbf{x}_*^\top \boldsymbol{\beta} + \epsilon_*) - \mathbf{x}_*^\top (\mathbf{X}^\top \mathbf{X})^{-1} \mathbf{X}^\top (\mathbf{X} \boldsymbol{\beta} + \boldsymbol{\epsilon}) \\ &= \epsilon_* - \mathbf{x}_*^\top (\mathbf{X}^\top \mathbf{X})^{-1} \mathbf{X}^\top \boldsymbol{\epsilon} + \left[ \mathbf{x}_*^\top \boldsymbol{\beta} - \mathbf{x}_*^\top (\mathbf{X}^\top \mathbf{X})^{-1} \mathbf{X}^\top \mathbf{X} \boldsymbol{\beta} \right] \\ &= \epsilon_* - \mathbf{x}_*^\top (\mathbf{X}^\top \mathbf{X})^{-1} \mathbf{X}^\top \boldsymbol{\epsilon}. \end{aligned}$$

Then, the squared test error can be obtained by

$$\begin{aligned} e_*^2 &= (\epsilon_* - \mathbf{x}_*^\top (\mathbf{X}^\top \mathbf{X})^{-1} \mathbf{X}^\top \boldsymbol{\epsilon})^2 \\ &= \epsilon_*^2 - 2\epsilon_* \mathbf{x}_*^\top (\mathbf{X}^\top \mathbf{X})^{-1} \mathbf{X}^\top \boldsymbol{\epsilon} + \left( \mathbf{x}_*^\top (\mathbf{X}^\top \mathbf{X})^{-1} \mathbf{X}^\top \boldsymbol{\epsilon} \right) \left( \mathbf{x}_*^\top (\mathbf{X}^\top \mathbf{X})^{-1} \mathbf{X}^\top \boldsymbol{\epsilon} \right)^\top \\ &= \epsilon_*^2 - 2\epsilon_* \mathbf{x}_*^\top (\mathbf{X}^\top \mathbf{X})^{-1} \mathbf{X}^\top \boldsymbol{\epsilon} + \mathbf{x}_*^\top (\mathbf{X}^\top \mathbf{X})^{-1} \mathbf{X}^\top \boldsymbol{\epsilon} \boldsymbol{\epsilon}^\top \mathbf{X} (\mathbf{X}^\top \mathbf{X})^{-1} \mathbf{x}_* \end{aligned}$$

- 1. Taking the expectation of the squared test error with respect to the test input  $\mathbf{x}_*$ ,  $\mathbb{E}_{\mathbf{x}_*}[e_*^2] = \epsilon_*^2 - 2\epsilon_* \mathbb{E}_{\mathbf{x}_*}[\mathbf{x}_*]^\top (\mathbf{X}^\top \mathbf{X})^{-1} \mathbf{X}^\top \boldsymbol{\epsilon} + \text{tr}(\mathbf{M} \text{Cov}_{\mathbf{x}_*}[\mathbf{x}_*]) + \mathbb{E}_{\mathbf{x}_*}[\mathbf{x}_*]^\top \mathbf{M} \mathbb{E}_{\mathbf{x}_*}[\mathbf{x}_*]$ ,

where  $\mathbf{M} = (\mathbf{X}^\top \mathbf{X})^{-1} \mathbf{X}^\top \boldsymbol{\epsilon} \boldsymbol{\epsilon}^\top \mathbf{X} (\mathbf{X}^\top \mathbf{X})^{-1}$ , and the last two components are again from Equation (4.1).

- 2. Taking the expectation of the squared test error with respect to the test noise  $\epsilon_*$ ,

$$\begin{aligned} \mathbb{E}_{\epsilon_*}[\mathbb{E}_{\mathbf{x}_*}[e_*^2]] &= \mathbb{E}_{\epsilon_*}[\epsilon_*^2] - 2\mathbb{E}_{\epsilon_*}[\epsilon_*] \mathbb{E}_{\mathbf{x}_*}[\mathbf{x}_*]^\top (\mathbf{X}^\top \mathbf{X})^{-1} \mathbf{X}^\top \boldsymbol{\epsilon} \\ &\quad + \text{tr}(\mathbf{M} \text{Cov}[\mathbf{x}_*]) + \mathbb{E}_{\mathbf{x}_*}[\mathbf{x}_*]^\top \mathbf{M} \mathbb{E}_{\mathbf{x}_*}[\mathbf{x}_*] \\ &= \sigma^2 + \text{tr}(\mathbf{M} \text{Cov}_{\mathbf{x}_*}[\mathbf{x}_*]) + \mathbb{E}_{\mathbf{x}_*}[\mathbf{x}_*]^\top \mathbf{M} \mathbb{E}_{\mathbf{x}_*}[\mathbf{x}_*] \end{aligned}$$

- 3. Taking the expectation of the squared test error with respect to the input noise  $\boldsymbol{\epsilon}$ ,

$$\begin{aligned} \mathbb{E}_{\boldsymbol{\epsilon}}[\mathbb{E}_{\epsilon_*}[\mathbb{E}_{\mathbf{x}_*}[e_*^2]]] &= \sigma^2 + \mathbb{E}_{\boldsymbol{\epsilon}} \left[ \text{tr} \left( (\mathbf{X}^\top \mathbf{X})^{-1} \mathbf{X}^\top \boldsymbol{\epsilon} \boldsymbol{\epsilon}^\top \mathbf{X} (\mathbf{X}^\top \mathbf{X})^{-1} \text{Cov}_{\mathbf{x}_*}[\mathbf{x}_*] \right) \right] \\ &\quad + \mathbb{E}_{\boldsymbol{\epsilon}} \left[ \mathbb{E}_{\mathbf{x}_*}[\mathbf{x}_*]^\top (\mathbf{X}^\top \mathbf{X})^{-1} \mathbf{X}^\top \boldsymbol{\epsilon} \boldsymbol{\epsilon}^\top \mathbf{X} (\mathbf{X}^\top \mathbf{X})^{-1} \mathbb{E}_{\mathbf{x}_*}[\mathbf{x}_*] \right] \end{aligned} \quad (4.2)$$

• 3.1. For the second part of the above equation, since the trace of a product is invariant under cyclical permutations of the factors, we have:

$$\begin{aligned} &\mathbb{E}_{\boldsymbol{\epsilon}} \left[ \text{tr} \left( (\mathbf{X}^\top \mathbf{X})^{-1} \mathbf{X}^\top \boldsymbol{\epsilon} \boldsymbol{\epsilon}^\top \mathbf{X} (\mathbf{X}^\top \mathbf{X})^{-1} \text{Cov}_{\mathbf{x}_*}[\mathbf{x}_*] \right) \right] \\ &= \mathbb{E}_{\boldsymbol{\epsilon}} \left[ \text{tr} \left( \boldsymbol{\epsilon}^\top \mathbf{X} (\mathbf{X}^\top \mathbf{X})^{-1} \text{Cov}_{\mathbf{x}_*}[\mathbf{x}_*] (\mathbf{X}^\top \mathbf{X})^{-1} \mathbf{X}^\top \boldsymbol{\epsilon} \right) \right]. \end{aligned}$$

Following the fact that: for random variable  $\mathbf{b}$  and non-random matrix  $\mathbf{A}$ , since  $\mathbf{b}^\top \mathbf{A} \mathbf{b}$  is a scalar, we have

$$\mathbf{b}^\top \mathbf{A} \mathbf{b} = \text{tr}(\mathbf{b}^\top \mathbf{A} \mathbf{b}) = \text{tr}(\mathbf{A} \mathbf{b} \mathbf{b}^\top),$$

where the last equation is from the fact that the trace of a product is invariant under cyclical permutations of the factors:

$$\text{tr}(\mathbf{A} \mathbf{B} \mathbf{C}) = \text{tr}(\mathbf{B} \mathbf{C} \mathbf{A}) = \text{tr}(\mathbf{C} \mathbf{A} \mathbf{B}),$$

if all  $\mathbf{A} \mathbf{B} \mathbf{C}$ ,  $\mathbf{B} \mathbf{C} \mathbf{A}$ , and  $\mathbf{C} \mathbf{A} \mathbf{B}$  exist. Then, it follows that

$$\text{E}[\mathbf{b}^\top \mathbf{A} \mathbf{b}] = \text{E}[\text{tr}(\mathbf{A} \mathbf{b} \mathbf{b}^\top)] = \text{tr}(\text{E}[\mathbf{A} \mathbf{b} \mathbf{b}^\top]) = \text{tr}(\mathbf{A} \text{E}[\mathbf{b} \mathbf{b}^\top]),$$

where the second equality is from the linear property of trace.

Let  $\mathbf{b} = (\mathbf{X}^\top \mathbf{X})^{-1} \mathbf{X}^\top \boldsymbol{\epsilon}$  and  $\mathbf{A} = \text{Cov}_{\mathbf{x}_*}[\mathbf{x}_*]$ , then the second part of Equation (4.2) is

$$\begin{aligned} & \text{E}_{\boldsymbol{\epsilon}} \left[ \text{tr} \left( \boldsymbol{\epsilon}^\top \mathbf{X} (\mathbf{X}^\top \mathbf{X})^{-1} \text{Cov}_{\mathbf{x}_*}[\mathbf{x}_*] (\mathbf{X}^\top \mathbf{X})^{-1} \mathbf{X}^\top \boldsymbol{\epsilon} \right) \right] \\ &= \text{E}[\text{tr}(\mathbf{b}^\top \mathbf{A} \mathbf{b})] \\ &= \text{tr}(\mathbf{A} \text{E}[\mathbf{b} \mathbf{b}^\top]) \\ &\stackrel{(*)}{=} \text{tr} \left( \text{Cov}_{\mathbf{x}_*}[\mathbf{x}_*] \sigma^2 (\mathbf{X}^\top \mathbf{X})^{-1} \right) \\ &= \frac{\sigma^2}{n} \text{tr} \left( \text{Cov}_{\mathbf{x}_*}[\mathbf{x}_*] \left( \frac{1}{n} \mathbf{X}^\top \mathbf{X} \right)^{-1} \right) \\ &\xrightarrow{n \rightarrow \infty} \frac{p}{n} \sigma^2, \end{aligned}$$

where the third equation (\*) is from the assumption that  $\boldsymbol{\epsilon} \sim \mathcal{N}(\mathbf{0}, \sigma^2 \mathbf{I})$ , we have  $\mathbf{b} \sim \mathcal{N}(\mathbf{0}, \sigma^2 (\mathbf{X}^\top \mathbf{X})^{-1})$ <sup>4</sup> and  $\text{E}[\mathbf{b} \mathbf{b}^\top] = \text{Cov}[\mathbf{b}] = \sigma^2 (\mathbf{X}^\top \mathbf{X})^{-1}$ . And the last equation is from the fact that  $(\frac{1}{n} \mathbf{X}^\top \mathbf{X})$  converges to  $\text{Cov}_{\mathbf{x}_*}[\mathbf{x}_*]$  as  $n \rightarrow \infty$ , and the trace of a  $p \times p$  identity matrix is  $p$ .

• 3.2. Similarly, for the third part of Equation (4.2), we have

$$\text{E}_{\boldsymbol{\epsilon}} \left[ \text{E}_{\mathbf{x}_*}[\mathbf{x}_*]^\top (\mathbf{X}^\top \mathbf{X})^{-1} \mathbf{X}^\top \boldsymbol{\epsilon} \boldsymbol{\epsilon}^\top \mathbf{X} (\mathbf{X}^\top \mathbf{X})^{-1} \text{E}_{\mathbf{x}_*}[\mathbf{x}_*] \right] = \frac{\sigma^2 \text{E}[\mathbf{x}_*]^\top \text{Cov}[\mathbf{x}_*] \text{E}[\mathbf{x}_*]}{n},$$

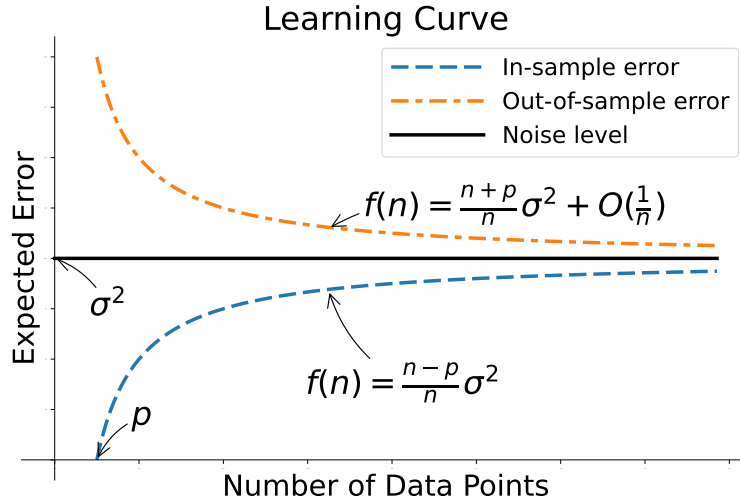
which is an order of  $O(\frac{1}{n})$ .

Finally, we reduce Equation (4.2) to

$$\frac{n+p}{n} \sigma^2 + O\left(\frac{1}{n}\right).$$

This completes the proof. ■

4. By the fact that  $\mathbf{A} \mathbf{x} + \mathbf{b} \sim \mathcal{N}(\mathbf{A} \mathbf{u} + \mathbf{b}, \mathbf{A} \boldsymbol{\Sigma} \mathbf{A}^\top)$  when  $\mathbf{x} \sim \mathcal{N}(\mathbf{u}, \boldsymbol{\Sigma})$  for non-random variables  $\mathbf{A}$  and  $\mathbf{b}$ .



**Figure 4.4:** Learning curve of least squares under Gaussian noise disturbance.

Thus, we obtain the learning curve of least squares under Gaussian noise, as shown in Figure 4.4. When the sample number  $n$  significantly exceeds the dimension  $p$ , the expectations of both the in-sample error and the out-of-sample error converge to the noise level.

### Chapter 4 Problems

1. Show that  $x \sim \chi_{(2)}^2$  if and only if  $x \sim \mathcal{E}(1/2)$  (Definition 1.27, p. 18).
2. Prove that if  $x \sim t_{(n)}$ , then  $x^2 \sim F_{1,n}$ .
3. In Lemma 3.1 (p. 68), we prove the maximum likelihood estimator of  $\sigma^2$  is  $\hat{\sigma}^2 = \frac{1}{n}(\mathbf{y} - \mathbf{X}\hat{\boldsymbol{\beta}})^\top(\mathbf{y} - \mathbf{X}\hat{\boldsymbol{\beta}}) = \frac{1}{n}\mathbf{e}^\top\mathbf{e} = \frac{1}{n}\sum_i e_i^2$ . By Theorem 4.4, we show that the maximum likelihood estimator of  $\sigma^2$  is a biased estimator. The unbiased estimator of  $\sigma^2$  should be  $S^2 = \frac{1}{n-p}(\mathbf{y} - \mathbf{X}\hat{\boldsymbol{\beta}})^\top(\mathbf{y} - \mathbf{X}\hat{\boldsymbol{\beta}}) = \frac{1}{n-p}\mathbf{e}^\top\mathbf{e}$ . Given the definitions of overestimation and underestimation in Definition 3.2 (p. 70), demonstrate whether the maximum likelihood estimator of  $\sigma^2$  in Lemma 3.1 (p. 68) is overestimated or underestimated.

---

---

# CHAPTER 5

---

## MODEL SELECTION AND ANALYSIS OF VARIANCE

### Contents

---

<b>5.1</b>	<b>Model Selection and Analysis of Variance (ANOVA)</b>	<b>89</b>
<b>5.2</b>	<b><math>R^2</math> test and ANOVA Decomposition</b>	<b>89</b>
5.2.1	Degree of Freedom	90
5.2.2	$R^2$ Estimator and Adjusted $R^2$ Estimator	91
5.2.3	ANOVA Decomposition	92
5.2.4	Cochran's Theorem: An Alternative Proof for Lemma 5.4	94
<b>5.3</b>	<b>Variable Selection</b>	<b>95</b>
5.3.1	$F$ -test	98
5.3.2	Variable Selection Procedure	98
<b>Chapter 5</b>	<b>Problems</b>	<b>99</b>

---



### 5.1. Model Selection and Analysis of Variance (ANOVA)



Quadratic forms of normal random vectors are of great importance in many branches of statistics, such as the analysis of variance (ANOVA) in the least squares context. The general idea involves decomposing the sum of squares of the observations into a number of quadratic forms, each corresponding to a specific cause of variation. We will shortly discuss the model selection and the analysis of variance in this chapter; further discussions can be found in Gut (2009).

### 5.2. $R^2$ test and ANOVA Decomposition

Consider the observed data matrix  $\mathbf{X}$  with a first column of all 1's, i.e., the *bias term*. Then, the column space of  $\mathbf{X}$  correspond to a “line” in the original space (when the first column is not fixed to 1's). When the input matrix is restricted to a column  $\mathbf{X}_1 = \mathbf{1}_n \in \mathbb{R}^n$ <sup>1</sup>, representing the first column of  $\mathbf{X}$  consisting of all 1's, then  $[\bar{y}, \bar{y}, \dots, \bar{y}]^\top = \bar{y}\mathbf{1}_n = \mathbf{X}[\bar{y}, 0, \dots, 0]^\top \in \mathcal{C}(\mathbf{X})$  is the least squares solution, where  $\bar{y} = \frac{1}{n} \sum_{i=1}^n y_i$  and  $\mathbf{y} = [y_1, y_2, \dots, y_n]^\top$  (the observed responses). To see this, if we only select the first column, we should project  $\mathbf{y}$  onto the column space of  $\mathbf{X}_1$ , and the hat matrix becomes  $\mathbf{H}_1 = \mathbf{X}_1(\mathbf{X}_1^\top \mathbf{X}_1)^{-1} \mathbf{X}_1^\top = \frac{\mathbf{1}_n \mathbf{1}_n^\top}{n}$ . Then, the projection of  $\mathbf{y}$  is  $\bar{y}\mathbf{1}_n = \mathbf{H}_1 \mathbf{y}$ . By Pythagoras' theorem (Remark 2.31, p. 55), we have the following property and definition:

$$\|\mathbf{y} - \bar{y}\mathbf{1}_n\|^2 = \|\mathbf{y} - \hat{\mathbf{y}}\|^2 + \|\hat{\mathbf{y}} - \bar{y}\mathbf{1}_n\|^2;$$

$$\text{Total sum of squares} = \text{Sum of squared errors} + \text{Sum of squared regression}; \quad (5.1)$$

$$\text{SST} = \text{SSE} + \text{SSR},$$

where  $\hat{\mathbf{y}} = \mathbf{X}\hat{\boldsymbol{\beta}} = \mathbf{X}(\mathbf{X}^\top \mathbf{X})^{-1} \mathbf{X}^\top \mathbf{y}$  is the projection of  $\mathbf{y}$  onto the column space of  $\mathbf{X}$ . To see why we have this equality, let  $\mathbf{H} = \mathbf{X}(\mathbf{X}^\top \mathbf{X})^{-1} \mathbf{X}^\top$  be the hat matrix of the whole  $\mathbf{X}$ . We notice that  $\text{SST} = \mathbf{y}^\top (\mathbf{I} - \mathbf{H}_1)^\top (\mathbf{I} - \mathbf{H}_1) \mathbf{y}$ ,  $\text{SSE} = \mathbf{y}^\top (\mathbf{I} - \mathbf{H})^\top (\mathbf{I} - \mathbf{H}) \mathbf{y}$ , and  $\text{SSR} = \mathbf{y}^\top (\mathbf{H} - \mathbf{H}_1)^\top (\mathbf{H} - \mathbf{H}_1) \mathbf{y}$ . It can be easily verified that  $(\mathbf{I} - \mathbf{H}_1)$ ,  $(\mathbf{I} - \mathbf{H})$ , and  $(\mathbf{H} - \mathbf{H}_1)$  are symmetric and idempotent. Then, it follows that

$$\text{SST} = \text{SSE} + \text{SSR};$$

$$\mathbf{y}^\top (\mathbf{I} - \mathbf{H}_1) \mathbf{y} = \mathbf{y}^\top (\mathbf{I} - \mathbf{H}) \mathbf{y} + \mathbf{y}^\top (\mathbf{H} - \mathbf{H}_1) \mathbf{y}. \quad (5.2)$$

Equation (5.1) is an example of an *ANOVA (short for analysis of variance) decomposition*. ANOVA decompositions split a variance (or a sum of squares) into two or more components. Typically, these components exhibit orthogonality or adhere to the Pythagorean theorem.

**Definition 5.1 ( $R^2$  Measure)** We further define the  $R^2$  measure,

$$R^2 = \frac{\text{SSR}}{\text{SST}} = 1 - \frac{\text{SSE}}{\text{SST}}.$$

1.  $\mathbf{1}_n$  is an  $n \times 1$  vector with all 1's.

So  $R^2$  is a measure of the percentage of the variance explained by the model. For example, an  $R^2$  value of 0.75 can be interpreted as the model explaining 75% of the variance in the dependent variable.

To see why we are comparing the difference between using  $\mathbf{X}$  and using  $\mathbf{X}_1$  in the model. We should notice that when the data can be expressed by the model, there should be a large difference between the model only having the first parameter and the model having all  $p$  parameters. The value of  $R^2$  is in the range between 0 and 1. When  $R^2$  is close to 0, this indicates that the model explains none of the variability; when  $R^2$  approaches 1,  $\hat{\mathbf{y}}$  is very close to  $\mathbf{y}$ , indicating that the model explains all the variability and it is reasonable to use linear model to express the data. However,  $\hat{\mathbf{y}}$  is already the best we could do under this data set for linear models. When  $\hat{\mathbf{y}}$  is far from  $\mathbf{y}$ , the data cannot be demonstrated by the linear model. In this situation, we will not go into the variable selection procedure any further (we shall introduce it later).

### 5.2.1 Degree of Freedom

In Remark 4.5 (p. 82), we claim that  $\mathbf{e} = \mathbf{y} - \hat{\mathbf{y}}$  has a degree of freedom of  $(n - p)$  such that  $\frac{\text{SSE}}{n-p}$  adjusts the degree of freedom by dividing  $(n - p)$ . Let  $\mathbf{a} = \mathbf{y} - \bar{y}\mathbf{1}_n$ . We notice that the degree of freedom can be explained as  $\mathbf{a}^\top \mathbf{1} = \sum_{i=1}^n a_i = 0$  such that the first  $(n - 1)$  elements can move freely in  $\mathbb{R}^{(n-1)}$ , while the last component is a linear combination of the first  $(n - 1)$  ones. We have the following claim:

#### Remark 5.1: Degree of Freedom of $\mathbf{a}$

$\frac{\text{SST}}{n-1} = \frac{\|\mathbf{a}\|^2}{n-1}$  adjusts the degree of freedom of  $\mathbf{a}$ , while the degree of freedom of  $\mathbf{a}$  is  $(n - 1)$  if  $\mathbf{X} \in \mathbb{R}^{n \times p}$  has full column rank with  $n \geq p$ .

#### Remark 5.2: Degree of Freedom

Similarly, let  $\mathbf{b} = \hat{\mathbf{y}} - \bar{y}\mathbf{1}_n$ , we realize that  $\mathbf{b} = \mathbf{a} - \mathbf{e}$  such that the degree of freedom of  $\mathbf{b}$  is  $(p - 1)$ . And  $\frac{\text{SSR}}{p-1} = \frac{\|\mathbf{b}\|^2}{p-1}$  adjusts the degree of freedom of  $\mathbf{b}$ . We summarize the the degrees of freedom for the three terms in Table 5.1.

	Notation	Degree of freedom
SST	$\mathbf{a}^\top \mathbf{a} = (\mathbf{y} - \bar{y}\mathbf{1}_n)^\top (\mathbf{y} - \bar{y}\mathbf{1}_n)$	$n - 1$
SSE	$\mathbf{e}^\top \mathbf{e} = (\mathbf{y} - \hat{\mathbf{y}})^\top (\mathbf{y} - \hat{\mathbf{y}})$	$n - p$
SSR	$\mathbf{b}^\top \mathbf{b} = (\hat{\mathbf{y}} - \bar{y}\mathbf{1}_n)^\top (\hat{\mathbf{y}} - \bar{y}\mathbf{1}_n)$	$p - 1$

Table 5.1: Degrees of freedom in ANOVA.

Moreover, we notice that

$$\begin{aligned} \text{SST} &= \text{SSE} + \text{SSR}; \\ \mathbf{y}^\top (\mathbf{I} - \mathbf{H}_1) \mathbf{y} &= \mathbf{y}^\top (\mathbf{I} - \mathbf{H}) \mathbf{y} + \mathbf{y}^\top (\mathbf{H} - \mathbf{H}_1) \mathbf{y}, \end{aligned}$$

where SST, SSE, and SSR are all quadratic forms of  $\mathbf{y}$  with different *defining matrices*— $\mathbf{I} - \mathbf{H}_1$ ,  $\mathbf{I} - \mathbf{H}$ , and  $\mathbf{H} - \mathbf{H}_1$ , respectively. The following facts about quadratic forms are important (see Rawlings et al. (2001) for more discussions on quadratic forms):

1. All sum of squares can be written as a form of  $\mathbf{y}^\top \mathbf{A} \mathbf{y}$ , where  $\mathbf{A}$  is a square symmetric positive definite matrix.
2. The degree of freedom associated with any quadratic form is equal to the rank of the defining matrix, which equals its trace when the matrix is idempotent. This agrees with our discussion since  $\text{rank}(\mathbf{I} - \mathbf{H}_1) = n - 1$ ,  $\text{rank}(\mathbf{I} - \mathbf{H}) = n - p$ , and  $\text{rank}(\mathbf{H} - \mathbf{H}_1) = p - 1$ .
3. Two quadratic forms are orthogonal if the product of their defining matrices is the null matrix  $\mathbf{0}$ .

### 5.2.2 $R^2$ Estimator and Adjusted $R^2$ Estimator

Previously, we define the  $R^2$  measure by

$$R^2 = \frac{\text{SSR}}{\text{SST}} = 1 - \frac{\text{SSE}}{\text{SST}},$$

such that  $R^2$  is a measure of the percentage of the variance explained by the model. This is equivalent to state that

$$R^2 = \frac{\text{SSR}}{\text{SST}} = 1 - \frac{\text{SSE}/n}{\text{SST}/n} = 1 - \frac{\|\mathbf{y} - \hat{\mathbf{y}}\|^2/n}{\|\mathbf{y} - \bar{y}\mathbf{1}_n\|^2/n} = 1 - \frac{\hat{\sigma}^2}{\hat{\sigma}_y^2},$$

where  $\hat{\sigma}^2$  is the maximum likelihood estimator of the noise variance  $\sigma^2$  as shown in Lemma 3.1 (p. 68), and  $\hat{\sigma}_y^2$  is an estimator of  $\{y_1, y_2, \dots, y_n\}$  with  $y_i$  denoting the  $i$ -th element of  $\mathbf{y}$ . Thus, we can define the variable

$$\rho^2 = 1 - \frac{\sigma^2}{\sigma_y^2},$$

where  $\sigma^2$  is the noise variance in the linear model with noise disturbance, and  $\sigma_y^2$  is the variance of output variables  $\mathbf{y}$ . From the discussion on the degree of freedom, we realize that both the two estimators are biased estimators. Thus,  $R^2$  estimator is a “**biased**” estimator of  $\rho^2$ .

The unbiased estimators of  $\sigma^2$  and  $\sigma_y^2$  are

$$\begin{aligned} \|\mathbf{y} - \hat{\mathbf{y}}\|^2 / (n - p), & \quad (\text{see Lemma 4.4, p. 81}) \\ \|\mathbf{y} - \bar{y}\mathbf{1}_n\|^2 / (n - 1), & \quad (\text{see discussion below}) \end{aligned} \tag{5.3}$$

respectively. We can then define the following adjusted measure for  $R^2$ :

$$\bar{R}^2 = 1 - \frac{\|\mathbf{y} - \hat{\mathbf{y}}\|^2 / (n - p)}{\|\mathbf{y} - \bar{y}\mathbf{1}_n\|^2 / (n - 1)} = 1 - (1 - R^2) \frac{n - 1}{n - p},$$

which is known as the **adjusted**  $R^2$  estimator of  $\rho^2$  (Theil, 1961).

**Unbiased Estimator of  $\sigma_y^2$  from Gaussian Sampling.** Suppose  $\mathbf{y} = [y_1, y_2, \dots, y_n]^\top$  and  $y_1, y_2, \dots, y_n$  are random variables from Gaussian distribution, i.e.,  $y_1, y_2, \dots, y_n \sim \mathcal{N}(\mu_y, \sigma_y^2)$ . Suppose

$$\bar{y} = \frac{1}{n} \sum_{i=1}^n y_i, \quad S_y^2 = \|\mathbf{y} - \bar{y}\mathbf{1}_n\|^2 / (n-1).$$

Then, we have the following proposition.

**Lemma 5.3: (Gaussian Sampling)**

- 1). The sample mean satisfies  $\bar{y} \sim \mathcal{N}(\mu_y, \sigma_y^2/n)$ ;
- 2). The random variable  $S_y^2$  satisfies  $\frac{n-1}{\sigma_y^2} S_y^2 \sim \chi_{(n-1)}^2$ ;
- 3). The random variables  $\bar{y}$  and  $S_y^2$  are independent.

The proof can be found in Panaretos (2016). From this lemma, we have  $E[S_y^2] = \sigma_y^2$  such that the  $S_y^2$  is an unbiased estimator of  $\sigma_y^2$  as claimed in Equation (5.3).

### 5.2.3 ANOVA Decomposition

We provide distributional results for the ANOVA decomposition.

**Lemma 5.4: (Distribution Results for ANOVA Decomposition)** Let  $\mathbf{y} = \mathbf{X}\boldsymbol{\beta} + \boldsymbol{\epsilon}$ , where  $\boldsymbol{\epsilon} \sim \mathcal{N}(\mathbf{0}, \sigma^2 \mathbf{I})$ . And assume  $\mathbf{X} \in \mathbb{R}^{n \times p}$  is fixed and has full rank with  $n \geq p$  (i.e., rank is  $p$  so that  $\mathbf{X}^\top \mathbf{X}$  is invertible). Then, under the hypothesis  $H_0 : \boldsymbol{\beta} = [\beta_0, 0, 0, \dots, 0]^\top$ , we have the following results:

1.  $\frac{1}{\sigma^2} \text{SST} \sim \chi_{(n-1)}^2$ ;
2.  $\frac{1}{\sigma^2} \text{SSE} \sim \chi_{(n-p)}^2$ ;
3.  $\frac{1}{\sigma^2} \text{SSR} \sim \chi_{(p-1)}^2$ ;
4. SSE and SSR are independent.

**Proof** [of Lemma 5.4] Let  $\mathbf{H}_1 = \frac{\mathbf{1}_n \mathbf{1}_n^\top}{n}$ , then  $\mathbf{y} - \bar{y}\mathbf{1}_n = (\mathbf{I} - \mathbf{H}_1)\mathbf{y}$ . Recall that  $\mathbf{y} \sim \mathcal{N}(\mathbf{X}\boldsymbol{\beta}, \sigma^2 \mathbf{I})$ , and it can be easily verified that  $(\mathbf{I} - \mathbf{H}_1)$  is symmetric and idempotent (i.e., an orthogonal projection). Then, it follows that

$$\begin{aligned} & \mathbf{y} - \bar{y}\mathbf{1}_n \\ & \sim \mathcal{N}\left((\mathbf{I} - \mathbf{H}_1)\mathbf{X}\boldsymbol{\beta}, (\mathbf{I} - \mathbf{H}_1)(\sigma^2 \mathbf{I})(\mathbf{I} - \mathbf{H}_1)^\top\right) && \text{(affine transformation of } \mathbf{y}\text{)} \\ & = \mathcal{N}\left((\mathbf{I} - \mathbf{H}_1)\mathbf{X}\boldsymbol{\beta}, \sigma^2(\mathbf{I} - \mathbf{H}_1)^2\right) && (\mathbf{I} - \mathbf{H}_1 \text{ is symmetric)} \\ & = \mathcal{N}\left((\mathbf{I} - \mathbf{H}_1)\beta_0\mathbf{1}_n, \sigma^2(\mathbf{I} - \mathbf{H}_1)^2\right) && \text{(hypothesis } H_0\text{)} \\ & = \mathcal{N}\left(\mathbf{0}, \sigma^2(\mathbf{I} - \mathbf{H}_1)^2\right). \end{aligned}$$

The affine transformation of multivariate normal distribution (Lemma 1.6, p. 16) implies that  $\mathbf{y} - \bar{y}\mathbf{1}_n$  and  $(\mathbf{I} - \mathbf{H}_1)\boldsymbol{\epsilon}$  have the same distribution. That is,  $\text{SST} = \|\mathbf{y} - \bar{y}\mathbf{1}_n\|^2$  and  $\boldsymbol{\epsilon}^\top (\mathbf{I} - \mathbf{H}_1)\boldsymbol{\epsilon}$  have the same distribution:

$$\text{SST} \stackrel{d}{=} \boldsymbol{\epsilon}^\top (\mathbf{I} - \mathbf{H}_1)\boldsymbol{\epsilon}.$$

By Spectral Theorem 2.17 (p. 46) and Lemma 2.16 (p. 46, the only possible eigenvalues of orthogonal projection matrices are 0 and 1), we can rewrite the sum of squared errors by  $\text{SST} \stackrel{d}{=} \boldsymbol{\epsilon}^\top (\mathbf{I} - \mathbf{H}_1) \boldsymbol{\epsilon} = \boldsymbol{\epsilon}^\top (\mathbf{Q} \boldsymbol{\Lambda} \mathbf{Q}^\top) \boldsymbol{\epsilon}$ , where  $\mathbf{I} - \mathbf{H}_1 = \mathbf{Q} \boldsymbol{\Lambda} \mathbf{Q}^\top$  is the spectral decomposition of  $\mathbf{I} - \mathbf{H}_1$ . By the fact that rotations on the normal distribution do not affect the distribution (Lemma 1.7, p. 16), we can define

$$\boldsymbol{\eta} = \mathbf{Q}^\top \boldsymbol{\epsilon} \sim \mathcal{N}(\mathbf{0}, \sigma^2 \mathbf{I}).$$

Thus, it follows that

$$\text{SST} \stackrel{d}{=} \boldsymbol{\eta}^\top \boldsymbol{\Lambda} \boldsymbol{\eta} \sim \sigma^2 \chi_{\text{rank}(\mathbf{I} - \mathbf{H}_1)}^2 \sim \sigma^2 \chi_{(n-1)}^2,$$

where  $\text{rank}(\mathbf{I} - \mathbf{H}_1) = \text{tr}(\mathbf{I}) - \text{tr}(\mathbf{H}_1) = n - 1$  by Lemma 2.19 (p. 47).

For SSE, we realize that  $\text{SSE} = \|\mathbf{y} - \hat{\mathbf{y}}\|^2$  is equivalent to  $\mathbf{e}^\top \mathbf{e}$  in Theorem 4.4 (p. 81), and it follows:

$$\text{SSE} \sim \sigma^2 \chi_{(n-p)}^2.$$

For SSR, let  $\mathbf{H} = \mathbf{X}(\mathbf{X}^\top \mathbf{X})^{-1} \mathbf{X}^\top$ . Similarly, we have  $\hat{\mathbf{y}} - \bar{y} \mathbf{1}_n = (\mathbf{H} - \mathbf{H}_1) \mathbf{y}$  and

$$\begin{aligned} & \hat{\mathbf{y}} - \bar{y} \mathbf{1}_n \\ & \sim \mathcal{N}\left((\mathbf{H} - \mathbf{H}_1) \mathbf{X} \boldsymbol{\beta}, (\mathbf{H} - \mathbf{H}_1) (\sigma^2 \mathbf{I}) (\mathbf{H} - \mathbf{H}_1)^\top\right) && \text{(affine transformation of } \mathbf{y}\text{)} \\ & = \mathcal{N}\left((\mathbf{H} - \mathbf{H}_1) \mathbf{X} \boldsymbol{\beta}, \sigma^2 (\mathbf{H} - \mathbf{H}_1)^2\right) && (\mathbf{H} - \mathbf{H}_1 \text{ is symmetric)} \\ & = \mathcal{N}\left((\mathbf{H} - \mathbf{H}_1) \beta_0 \mathbf{1}_n, \sigma^2 (\mathbf{H} - \mathbf{H}_1)^2\right) && \text{(hypothesis } H_0\text{)} \\ & = \mathcal{N}\left(\mathbf{0}, \sigma^2 (\mathbf{H} - \mathbf{H}_1)^2\right). && (\mathbf{H} \mathbf{1}_n = \mathbf{H}_1 \mathbf{1}_n = \mathbf{1}_n) \end{aligned}$$

Again, the affine transformation of multivariate normal distribution implies  $\hat{\mathbf{y}} - \bar{y} \mathbf{1}_n$  and  $(\mathbf{H} - \mathbf{H}_1) \boldsymbol{\epsilon}$  have the same distribution. This results in

$$\text{SSR} = \|\hat{\mathbf{y}} - \bar{y} \mathbf{1}_n\|^2 \stackrel{d}{=} \boldsymbol{\epsilon}^\top (\mathbf{H} - \mathbf{H}_1) \boldsymbol{\epsilon}.$$

Thus, for the spectral decomposition of  $\mathbf{H} - \mathbf{H}_1 = \mathbf{Q} \boldsymbol{\Lambda} \mathbf{Q}^\top$  and  $\boldsymbol{\eta} = \mathbf{Q} \boldsymbol{\epsilon}$ , we have

$$\text{SSR} \stackrel{d}{=} \boldsymbol{\eta}^\top \boldsymbol{\Lambda} \boldsymbol{\eta} \sim \sigma^2 \chi_{\text{rank}(\mathbf{H} - \mathbf{H}_1)}^2 \sim \sigma^2 \chi_{(p-1)}^2,$$

where

$$\begin{aligned} \text{rank}(\mathbf{H} - \mathbf{H}_1) &= \text{tr}(\mathbf{H}) - \text{tr}(\mathbf{H}_1) \\ &= \text{tr}(\mathbf{X}(\mathbf{X}^\top \mathbf{X})^{-1} \mathbf{X}^\top) - \text{tr}\left(\frac{\mathbf{1}_n \mathbf{1}_n^\top}{n}\right) \\ &= \text{tr}((\mathbf{X}^\top \mathbf{X})^{-1} \mathbf{X}^\top \mathbf{X}) - 1 \\ &= p - 1. \end{aligned}$$

Finally, we have

$$\begin{aligned} \text{Cov}[(\mathbf{I} - \mathbf{H}) \mathbf{y}, (\mathbf{H} - \mathbf{H}_1) \mathbf{y}] &= (\mathbf{I} - \mathbf{H}) \text{Cov}[\mathbf{y}, \mathbf{y}] (\mathbf{H} - \mathbf{H}_1)^\top \\ &= \sigma^2 (\mathbf{I} - \mathbf{H}) (\mathbf{H} - \mathbf{H}_1) \\ &= \sigma^2 + \mathbf{H} - \mathbf{H}_1 - \mathbf{H} + \mathbf{H} \mathbf{H}_1 \\ &= \mathbf{0}, \end{aligned}$$

where last equality is from Proposition 2.28 (p. 53) that  $\mathbf{H}\mathbf{H}_1 = \mathbf{H}_1 = \mathbf{H}_1\mathbf{H}$ . This implies SSE and SSR are independent, from which the result follows. ■

Then, combining Lemma 5.4, under the hypothesis  $H_0 : \boldsymbol{\beta} = [\beta_0, 0, 0, \dots, 0]^\top$ , we conclude that

$$T = \frac{\frac{1}{n-p}\text{SSE}}{\frac{1}{p-1}\text{SSR}} \sim F_{n-p, p-1},$$

which is independent of  $\sigma^2$  and is also known as the *test statistic for F-test*.

Suppose we have the data set  $(\mathbf{x}_1, y_1), (\mathbf{x}_2, y_2), \dots, (\mathbf{x}_n, y_n)$ , and we observe  $T = t$  for this specific data set. Then the value

$$p = P[T((\mathbf{x}_1, y_1), (\mathbf{x}_2, y_2), \dots, (\mathbf{x}_n, y_n)) \geq t] = P[F_{n-p, p-1} \geq t],$$

is known as the *p-value*. We reject the hypothesis if  $p < \alpha$ , given some small  $\alpha$ , say  $\alpha = 0.05$ .

A moment of reflexion would reveal that the *p-value* is the chance of extreme cases when the hypothesis is true. If the *p-value* is small, then the hypothesis has a low probability of being correct and the observed data is sufficiently unlikely under the hypothesis, we reject. If not, we fail to reject<sup>2</sup>. We will provide an example of how this *F-test* works in Figure 5.2 later.

#### 5.2.4 Cochran's Theorem: An Alternative Proof for Lemma 5.4

Cochran's theorem serves as a fundamental result that is the basis of analysis of variance. If  $\mathbf{y}^\top \mathbf{A}_i \mathbf{y}$  follows a Chi-squared distribution with  $\mathbf{A}_i \in \mathbb{R}^{n \times n}$  for  $i \in \{1, 2, \dots, k\}$ , then  $\mathbf{A}_i$  must be a projection matrix. However, this theorem extends beyond this point. If we can express the total sum of squares as a sum of the sum of squares of each component, and if the degrees of freedom add up, then the matrix  $\mathbf{A}_i$  must be projections. In the meantime, they are orthogonal to each other and jointly span entire space  $\mathbb{R}^n$  (Šemrl, 1996; James, 1952; Wong et al., 1991; Gut, 2009). We illustrate the Cochran's theorem as follows, and its proof can be found in Appendix A.2 (p. 158).

**Theorem 5.5: (Cochran's Theorem)** Let  $\mathbf{y}$  be random variable in  $\mathbb{R}^n$ , and suppose  $\mathbf{y}^\top \mathbf{y}$  can be factored into  $k > 0$  terms:

$$\mathbf{y}^\top \mathbf{y} = \mathbf{y}^\top \mathbf{A}_1 \mathbf{y} + \mathbf{y}^\top \mathbf{A}_2 \mathbf{y} + \dots + \mathbf{y}^\top \mathbf{A}_k \mathbf{y}.$$

And  $\mathbf{A}_i$ 's meet the following requirements:

1.  $\mathbf{A}_1, \mathbf{A}_2, \dots, \mathbf{A}_k$  are positive semidefinite (PSD);
2.  $\mathbf{A}_1 + \mathbf{A}_2 + \dots + \mathbf{A}_k = \mathbf{I}_n$  is the  $n \times n$  identity matrix;
3. Set  $r_i = \text{rank}(\mathbf{A}_i)$ , and  $r_1 + r_2 + \dots + r_k = n$ .

Then, set  $q_i = \mathbf{y}^\top \mathbf{A}_i \mathbf{y}$ , we have the following results:

1. If  $\mathbf{y} \sim \mathcal{N}(\mathbf{0}, \sigma^2 \mathbf{I})$ , then  $q_i \sim \sigma^2 \chi_{(r_i)}^2$ .
2. If  $\mathbf{y} \sim \mathcal{N}(\boldsymbol{\mu}, \sigma^2 \mathbf{I})$  and  $\boldsymbol{\mu}^\top \mathbf{A}_i \boldsymbol{\mu} = 0$ , then  $q_i \sim \sigma^2 \chi_{(r_i)}^2$ ;

<sup>2</sup>. Note that not rejecting is not equal to accepting the hypothesis.

3.  $q_i$ 's are independent to each other.

We notice that  $(\mathbf{I} - \mathbf{H}) + (\mathbf{H} - \mathbf{H}_1) + \mathbf{H}_1 = \mathbf{I}_n$  and  $\mathbf{y} \sim \mathcal{N}(\mathbf{X}\boldsymbol{\beta}, \sigma^2\mathbf{I}) \sim \mathcal{N}(\beta_0\mathbf{1}_n, \sigma^2\mathbf{I})$  under hypothesis  $H_0 : \boldsymbol{\beta} = [\beta_0, 0, 0, \dots, 0]^\top$ . Since the only eigenvalues of  $(\mathbf{I} - \mathbf{H})$ ,  $(\mathbf{H} - \mathbf{H}_1)$ , and  $\mathbf{H}_1$  are 1 and 0, they are all PSD. From the proof above, we have  $\text{rank}(\mathbf{I} - \mathbf{H}) = n - p$ ,  $\text{rank}(\mathbf{H} - \mathbf{H}_1) = p - 1$ , and  $\text{rank}(\mathbf{H}_1) = 1$ , which sum to  $n$ .

We also notice that  $\mathbf{1}_n$  is perpendicular to  $\mathbf{I} - \mathbf{H}$ , since  $\mathbf{1}_n$  is the first column of  $\mathbf{X}$ . That is,  $(\mathbf{I} - \mathbf{H})\mathbf{1}_n = \mathbf{0}$ , which implies  $\mathbf{1}_n$  is an eigenvector of  $\mathbf{H}$  corresponding to eigenvalue  $\lambda = 1$ . In the meantime, we realize that  $\mathbf{1}_n$  is also an eigenvector of  $\mathbf{H}_1 = \frac{\mathbf{1}_n\mathbf{1}_n^\top}{n}$  corresponding to eigenvalue  $\lambda_1 = 1$ . Then, we have

$$(\mathbf{H} - \mathbf{H}_1)\mathbf{1}_n = \mathbf{0}.$$

It follows that,

$$\begin{aligned} \beta_0\mathbf{1}_n^\top(\mathbf{I} - \mathbf{H})\beta_0\mathbf{1}_n &= 0; \\ \beta_0\mathbf{1}_n^\top(\mathbf{H} - \mathbf{H}_1)\beta_0\mathbf{1}_n &= 0, \end{aligned}$$

which match the condition 2 in Theorem 5.5. As  $\text{SSE} = \mathbf{y}^\top(\mathbf{I} - \mathbf{H})\mathbf{y}$  and  $\text{SSR} = \mathbf{y}^\top(\mathbf{H} - \mathbf{H}_1)\mathbf{y}$ , thus,  $\text{SSE} \sim \sigma^2\chi_{(n-p)}^2$ ,  $\text{SSR} \sim \sigma^2\chi_{(p-1)}^2$ , and SSE and SSR are independent.

### 5.3. Variable Selection

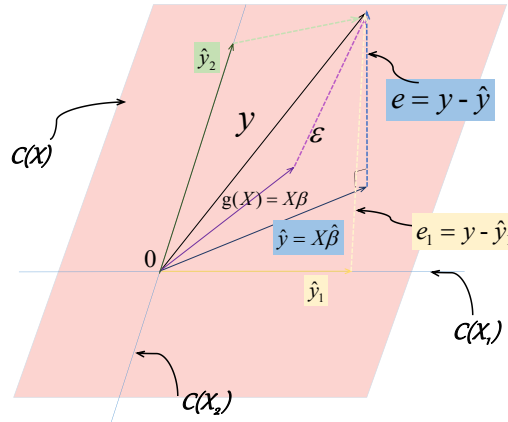


Figure 5.1: Projection onto the hyperplane of  $\mathcal{C}(\mathbf{X})$  and  $\mathcal{C}(\mathbf{X}_1)$ .

In Section 2.7 (p. 45), we show that  $\hat{\mathbf{y}}$  is the projection of  $\mathbf{y}$  onto the column space of  $\mathbf{X}$ , i.e.,  $\mathcal{C}(\mathbf{X})$ . The dimension of  $\mathcal{C}(\mathbf{X})$  has full rank with  $n \geq p$  for  $\mathbf{X} \in \mathbb{R}^{n \times p}$ . If we decompose  $\mathbf{X}$  into two blocks

$$\mathbf{X} = \begin{bmatrix} \mathbf{X}_1 & \mathbf{X}_2 \end{bmatrix},$$

where  $\mathbf{X}_1 \in \mathbb{R}^{n \times q}$  and  $\mathbf{X}_2 \in \mathbb{R}^{n \times (p-q)}$  with  $q < p$ . That is,  $\mathbf{X}_1$  contains the first  $q$  columns of  $\mathbf{X}$ , and  $\mathbf{X}_2$  consists of the remaining columns (alternatively, we can choose  $\mathbf{X}_1$  as random

$q$  columns from  $\mathbf{X}$ , and  $\mathbf{X}_2$  as the rest). Then, it follows that

$$\mathbf{y} = \mathbf{X}\boldsymbol{\beta} + \boldsymbol{\epsilon} = \begin{bmatrix} \mathbf{X}_1 & \mathbf{X}_2 \end{bmatrix} \begin{bmatrix} \boldsymbol{\beta}_1 \\ \boldsymbol{\beta}_2 \end{bmatrix} + \boldsymbol{\epsilon} = \mathbf{X}_1\boldsymbol{\beta}_1 + \mathbf{X}_2\boldsymbol{\beta}_2 + \boldsymbol{\epsilon}.$$

A further question can be posed: Can we set  $\boldsymbol{\beta}_2 = \mathbf{0}$  and achieve a comparable reconstructive error to the case when  $\boldsymbol{\beta}_2 \neq \mathbf{0}$ ? Are the last  $p - q$  variables redundant for the least squares model? In other words, can the submodel defined by  $\boldsymbol{\beta}_1$  alone perform as effectively as the entire model defined by  $\boldsymbol{\beta}$ ?

If we consider only the first  $q$  variables, the projection of  $\mathbf{y}$  onto the column space of  $\mathbf{X}_1$  is achieved using the hat matrix  $\mathbf{H}_1 = \mathbf{X}_1(\mathbf{X}_1^\top \mathbf{X}_1)^{-1} \mathbf{X}_1^\top$ . Consequently, the projection of  $\mathbf{y}$  is  $\hat{\mathbf{y}}_1 = \mathbf{H}_1\mathbf{y}$ , and the corresponding error vector is  $\mathbf{e}_1 = \mathbf{y} - \hat{\mathbf{y}}_1$ . The situation is shown in Figure 5.1.

For  $\hat{\boldsymbol{\beta}}$ , we define the residual sum of squared error by  $\text{RSS}(\hat{\boldsymbol{\beta}}) = \|\mathbf{y} - \hat{\mathbf{y}}\|^2 = \|\mathbf{e}\|^2$ . Applying Pythagoras' theorem (Remark 2.31, p. 55), we derive the following relationship:

$$\begin{aligned} \text{RSS}(\hat{\boldsymbol{\beta}}_1) &= \text{RSS}(\hat{\boldsymbol{\beta}}) + \|\mathbf{e}_1 - \mathbf{e}\|^2; \\ \|\mathbf{e}_1\|^2 &= \|\mathbf{e}\|^2 + \|\mathbf{e}_1 - \mathbf{e}\|^2; \\ \|\mathbf{y} - \hat{\mathbf{y}}_1\|^2 &= \|\mathbf{y} - \hat{\mathbf{y}}\|^2 + \|\hat{\mathbf{y}} - \hat{\mathbf{y}}_1\|^2. \end{aligned}$$

**Lemma 5.6: (Variable Selection)** Let  $\mathbf{y} = \mathbf{X}\boldsymbol{\beta} + \boldsymbol{\epsilon}$ , where  $\boldsymbol{\epsilon} \sim \mathcal{N}(\mathbf{0}, \sigma^2 \mathbf{I})$ . And assume  $\mathbf{X} \in \mathbb{R}^{n \times p}$  is fixed and has full rank with  $n \geq p$  (i.e., rank is  $p$  so that  $\mathbf{X}^\top \mathbf{X}$  is invertible). Then if we decompose the variables into two parts that  $\mathbf{X} = [\mathbf{X}_1, \mathbf{X}_2]$ , corresponding to parameters  $\boldsymbol{\beta}_1$  and  $\boldsymbol{\beta}_2$ , respectively (with  $\boldsymbol{\beta} = \begin{bmatrix} \boldsymbol{\beta}_1 \\ \boldsymbol{\beta}_2 \end{bmatrix}$ ), we have the following results:

1.  $(\mathbf{e} - \mathbf{e}_1) \perp \mathbf{e}$ ;
2.  $\text{RSS}(\hat{\boldsymbol{\beta}})$  and  $\text{RSS}(\hat{\boldsymbol{\beta}}_1) - \text{RSS}(\hat{\boldsymbol{\beta}})$  are independent;
3. Under the hypothesis  $H_0 : \boldsymbol{\beta}_2 = \mathbf{0}$ ,  $\|\mathbf{e} - \mathbf{e}_1\|^2 \sim \sigma^2 \chi_{(p-q)}^2$ .

**Proof** [of Lemma 5.6] For  $\mathbf{e} - \mathbf{e}_1 = -\hat{\mathbf{y}} + \hat{\mathbf{y}}_1$ , since  $\hat{\mathbf{y}} \in \mathcal{C}(\mathbf{X})$  and  $\hat{\mathbf{y}}_1 \in \mathcal{C}(\mathbf{X}_1)$ ,  $\mathbf{e} - \mathbf{e}_1 \in \mathcal{C}(\mathbf{X})$ . And  $\mathbf{e}$  is perpendicular to the column space of  $\mathbf{X}$ . Therefore,  $(\mathbf{e} - \mathbf{e}_1) \perp \mathbf{e}$ .

From Proposition 2.28 (p. 53), we have  $\mathbf{H}_1 = \mathbf{H}_1 \mathbf{H}$  since  $\mathcal{C}(\mathbf{X}_1) \subseteq \mathcal{C}(\mathbf{X})$ . Then  $\mathbf{e}_1 = (\mathbf{I} - \mathbf{H}_1)\mathbf{y} = (\mathbf{I} - \mathbf{H}_1 \mathbf{H})\mathbf{y}$ . Therefore,

$$\begin{aligned} \mathbf{e} &= (\mathbf{I} - \mathbf{H})\mathbf{y} \\ \mathbf{e} - \mathbf{e}_1 &= (\mathbf{I} - \mathbf{H})\mathbf{y} - (\mathbf{I} - \mathbf{H}_1 \mathbf{H})\mathbf{y} = (\mathbf{H}_1 - \mathbf{I})\mathbf{H}\mathbf{y}. \end{aligned}$$

Recall that  $\mathbf{y} \sim \mathcal{N}(\mathbf{X}\boldsymbol{\beta}, \sigma^2 \mathbf{I})$ . Then, the covariance of  $\mathbf{e}$  and  $\mathbf{e} - \mathbf{e}_1$  is given by

$$\begin{aligned} \text{Cov}[\mathbf{e}, \mathbf{e} - \mathbf{e}_1] &= \text{Cov}[(\mathbf{I} - \mathbf{H})\mathbf{y}, (\mathbf{H}_1 - \mathbf{I})\mathbf{H}\mathbf{y}] \\ &= (\mathbf{I} - \mathbf{H})\text{Cov}[\mathbf{y}, \mathbf{y}]\mathbf{H}^\top (\mathbf{H}_1 - \mathbf{I})^\top \\ &= (\mathbf{I} - \mathbf{H})(\sigma^2 \mathbf{I})\mathbf{H}(\mathbf{H}_1 - \mathbf{I}) \\ &= (\mathbf{H} - \mathbf{H}^2)(\mathbf{H}_1 - \mathbf{I}) \\ &= \mathbf{0}, \end{aligned} \quad (\mathbf{H} \text{ is idempotent})$$



where the second equality is from the fact that  $\text{Cov}[\mathbf{A}\mathbf{x}, \mathbf{B}\mathbf{y}] = \mathbf{A}\text{Cov}[\mathbf{x}, \mathbf{y}]\mathbf{B}^\top$  for non-random matrices  $\mathbf{A}$  and  $\mathbf{B}$ . Therefore,  $\text{RSS}(\hat{\boldsymbol{\beta}})$  and  $\text{RSS}(\hat{\boldsymbol{\beta}}_1) - \text{RSS}(\hat{\boldsymbol{\beta}})$  are independent.

Furthermore, we realize that

$$\begin{aligned} \mathbf{e} - \mathbf{e}_1 &= (\mathbf{H}_1 - \mathbf{I})\mathbf{H}\mathbf{y} \\ &\sim \mathcal{N}\left((\mathbf{H}_1 - \mathbf{I})\mathbf{H}\mathbf{X}\boldsymbol{\beta}, (\mathbf{H}_1 - \mathbf{I})\mathbf{H}(\sigma^2\mathbf{I})\mathbf{H}^\top(\mathbf{H}_1 - \mathbf{I})^\top\right). \end{aligned}$$

Once again, from Proposition 2.28 (p. 53), we have  $\mathbf{H}\mathbf{H}_1 = \mathbf{H}_1 = \mathbf{H}_1\mathbf{H}$ . Then, we obtain

$$\begin{aligned} \mathbf{e} - \mathbf{e}_1 &\sim \mathcal{N}\left((\mathbf{H}_1 - \mathbf{H})\mathbf{X}\boldsymbol{\beta}, \sigma^2(\mathbf{H} - \mathbf{H}_1)\right) \\ &= \mathcal{N}\left((\mathbf{H}_1 - \mathbf{I})\mathbf{X}\boldsymbol{\beta}, \sigma^2(\mathbf{H} - \mathbf{H}_1)\right) && (\mathbf{H}\mathbf{X} = \mathbf{X}) \\ &= \mathcal{N}\left((\mathbf{H}_1 - \mathbf{I})(\mathbf{X}_1\boldsymbol{\beta}_1 + \mathbf{X}_2\boldsymbol{\beta}_2), \sigma^2(\mathbf{H} - \mathbf{H}_1)\right) \\ &= \mathcal{N}\left((\mathbf{H}_1 - \mathbf{I})\mathbf{X}_1\boldsymbol{\beta}_1 + (\mathbf{H}_1 - \mathbf{I})\mathbf{X}_2\boldsymbol{\beta}_2, \sigma^2(\mathbf{H} - \mathbf{H}_1)\right) \\ &= \mathcal{N}\left((\mathbf{H}_1 - \mathbf{I})\mathbf{X}_2\boldsymbol{\beta}_2, \sigma^2(\mathbf{H} - \mathbf{H}_1)\right) && ((\mathbf{H}_1 - \mathbf{I})\mathbf{X}_1 = \mathbf{0}) \\ &= \mathcal{N}\left(\mathbf{0}, \sigma^2(\mathbf{H} - \mathbf{H}_1)\right). && (\text{assume } H_0 : \boldsymbol{\beta}_2 = \mathbf{0}) \end{aligned}$$

By Proposition 2.28 (p. 53), we have  $(\mathbf{H} - \mathbf{H}_1)^\top = \mathbf{H} - \mathbf{H}_1$  and  $(\mathbf{H} - \mathbf{H}_1)^2 = \mathbf{H} - \mathbf{H}_1$ . Thus, it follows that

$$\mathbf{e} - \mathbf{e}_1 \sim \mathcal{N}\left(\mathbf{0}, \sigma^2(\mathbf{H} - \mathbf{H}_1)^2\right).$$

The affine transformation of multivariate normal distribution (Lemma 1.6, p. 16) implies that  $\mathbf{e} - \mathbf{e}_1$  and  $(\mathbf{H} - \mathbf{H}_1)\boldsymbol{\epsilon}$  have the same distribution. That is,  $\|\mathbf{e} - \mathbf{e}_1\|^2$  and  $\boldsymbol{\epsilon}^\top(\mathbf{H} - \mathbf{H}_1)\boldsymbol{\epsilon}$  have the same distribution.

By Spectral Theorem 2.17 (p. 46) and Lemma 2.16 (p. 46, the only possible eigenvalues of the hat matrix are 0 and 1), we can rewrite by  $\|\mathbf{e} - \mathbf{e}_1\|^2 \stackrel{d}{=} \boldsymbol{\epsilon}^\top(\mathbf{H} - \mathbf{H}_1)\boldsymbol{\epsilon} = \boldsymbol{\epsilon}^\top(\mathbf{Q}\boldsymbol{\Lambda}\mathbf{Q}^\top)\boldsymbol{\epsilon}$ , where  $\mathbf{H} - \mathbf{H}_1 = \mathbf{Q}\boldsymbol{\Lambda}\mathbf{Q}^\top$  is the spectral decomposition of  $\mathbf{H} - \mathbf{H}_1$ . From the property that rotations on the normal distribution do not affect the distribution (Lemma 1.7, p. 16), we can define

$$\boldsymbol{\eta} = \mathbf{Q}^\top\boldsymbol{\epsilon} \sim \mathcal{N}(\mathbf{0}, \sigma^2\mathbf{I}).$$

Therefore,

$$\|\mathbf{e} - \mathbf{e}_1\|^2 \stackrel{d}{=} \boldsymbol{\eta}^\top\boldsymbol{\Lambda}\boldsymbol{\eta} \sim \sigma^2\chi_{\text{rank}(\mathbf{H}-\mathbf{H}_1)}^2 \sim \sigma^2\chi_{(p-q)}^2,$$

where by Lemma 2.19 (p. 47), we have

$$\begin{aligned} \text{rank}(\mathbf{H} - \mathbf{H}_1) &= \text{tr}(\mathbf{H}) - \text{tr}(\mathbf{H}_1) \\ &= \text{tr}(\mathbf{X}(\mathbf{X}^\top\mathbf{X})^{-1}\mathbf{X}^\top) - \text{tr}(\mathbf{X}_1(\mathbf{X}_1^\top\mathbf{X}_1)^{-1}\mathbf{X}_1^\top) \\ &= \text{tr}((\mathbf{X}^\top\mathbf{X})^{-1}\mathbf{X}^\top\mathbf{X}) - \text{tr}((\mathbf{X}_1^\top\mathbf{X}_1)^{-1}\mathbf{X}_1^\top\mathbf{X}_1) \\ &= p - q. \end{aligned}$$

This completes the proof. ■

### 5.3.1 $F$ -test

Then, combining  $\text{RSS}(\hat{\beta}) \sim \sigma^2 \chi_{(n-p)}^2$  in Theorem 4.4 (p. 81), under the hypothesis  $\beta_2 = \mathbf{0}$ , we conclude that

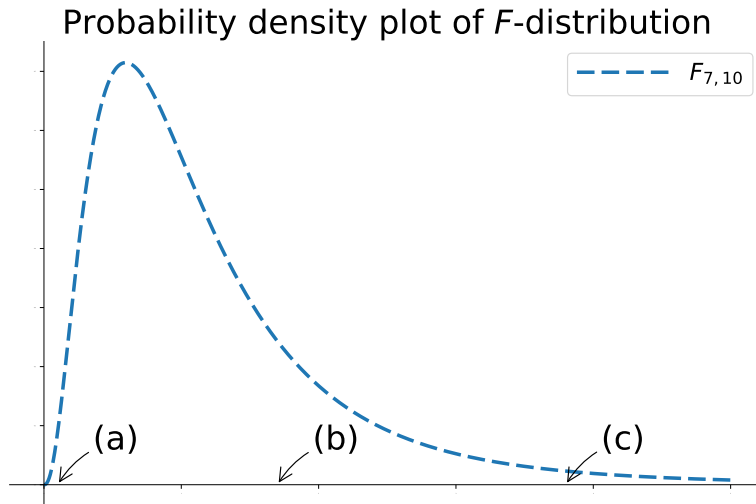
$$T = \frac{\frac{1}{p-q} (\text{RSS}(\hat{\beta}_1) - \text{RSS}(\hat{\beta}))}{\frac{1}{n-p} \text{RSS}(\hat{\beta})} \sim F_{p-q, n-p},$$

which is the **test statistic for  $F$ -test**.

Suppose we have the data set  $(\mathbf{x}_1, y_1), (\mathbf{x}_2, y_2), \dots, (\mathbf{x}_n, y_n)$ , and we observe  $T = t$  for this specific data set. Then we can calculate the  $p$ -value by

$$p = P[T((\mathbf{x}_1, y_1), (\mathbf{x}_2, y_2), \dots, (\mathbf{x}_n, y_n)) \geq t] = P[F_{p-q, n-p} \geq t],$$

We reject the hypothesis if  $p < \alpha$ , for some small  $\alpha$ , say  $\alpha = 0.05$ .



**Figure 5.2:** An example of  $F$ -distribution.

Figure 5.2 illustrates an example of  $F$ -distribution. At point (b), the submodel ( $\beta_2 = 0$ ) seems reasonable and the  $p$ -value is larger than 0.05 such that we cannot reject the hypothesis. At point (c), the submodel is not reasonable and the  $p$ -value is smaller than 0.05 such that we reject the hypothesis. At point (a), things are too good and the data may be preprocessed.

**F-test in practice.** In computer programs, we often decompose  $\mathbf{X} = \mathbf{Q}\mathbf{R}$  and  $\mathbf{X}_1 = \mathbf{Q}_1\mathbf{R}_1$  by **reduced QR decomposition** (see Theorem 2.5, p. 31). Thus,  $\text{RSS}(\hat{\beta}) = \mathbf{y}^\top (\mathbf{I} - \mathbf{H})\mathbf{y} = \mathbf{y}^\top \mathbf{y} - (\mathbf{y}^\top \mathbf{Q})(\mathbf{Q}^\top \mathbf{y})$  and  $\text{RSS}(\hat{\beta}_1) - \text{RSS}(\hat{\beta}) = \|\hat{\mathbf{y}} - \hat{\mathbf{y}}_1\|^2 = \mathbf{y}^\top (\mathbf{H} - \mathbf{H}_1)\mathbf{y} = (\mathbf{y}^\top \mathbf{Q})(\mathbf{Q}^\top \mathbf{y}) - (\mathbf{y}^\top \mathbf{Q}_1)(\mathbf{Q}_1^\top \mathbf{y})$ , which are the differences of two inner products.

### 5.3.2 Variable Selection Procedure

In the linear model, we are faced with a large number of possible variables, even though we suspect that a majority of the variables have no relationship to the output  $\mathbf{y}$ . One

**Algorithm 3** Variable Selection Procedure

---

**Require:** Full column rank matrix  $\mathbf{X} \in \mathbb{R}^{n \times p}$ ;

- 1: **for**  $i = 1$  to  $p$  **do**
  - 2:      $\mathbf{X}_2$  contains the  $i$ -th column of  $\mathbf{X}$ ,  $\mathbf{X}_1$  contains the remaining columns;
  - 3:     Find the variable  $i_{max}$  having the largest  $p$ -value that is larger than the cutoff (e.g., 0.05);
  - 4:     Remove  $i_{max}$  from  $\mathbf{X}$ ;
  - 5: **end for**
  - 6: Stop the procedure until all  $p$ -values are smaller than the cutoff.
- 

standard way to assess the confidence involves setting  $\mathbf{X}_1$  as one column of  $\mathbf{X}$  and  $\mathbf{X}_2$  as the remaining columns, resulting in a reported  $p$ -value. And we conduct the variable selection procedure in Algorithm 3. In this procedure, we reduce a potentially large set of variables to a smaller set.

 **Chapter 5 Problems** 

1. Under the discussed model, suppose the probability density function for an  $F$ -test follows  $F_{7,10}$ , and with a given threshold of  $\alpha = 0.05$ , determine the critical value for the test statistic that rejects the hypothesis.

---

---

# CHAPTER 6

---

## BEST LINEAR UNBIASED ESTIMATOR AND MINIMUM VARIANCE UNBIASED ESTIMATOR

### Contents

---

6.1 Best Linear Unbiased Estimator (BLUE) . . . . .	101
6.2 Minimum Variance Unbiased (MVU) Estimator . . . . .	103
Chapter 6 Problems . . . . .	105

---

### 6.1. Best Linear Unbiased Estimator (BLUE)

**U**nder the assumption of moment conditions for the noise, as opposed to specifying its distribution, we demonstrate that the ordinary least squares (OLS) estimator exhibits a smaller covariance compared to any other linear unbiased estimator. Through bias-variance decomposition, we establish that the bias terms are universally zero for all unbiased estimators. Consequently, the estimator with the minimal covariance emerges as the optimal choice in terms of mean squared error.

**Theorem 6.1: (Gauss-Markov)** Let  $\mathbf{y} = \mathbf{X}\boldsymbol{\beta} + \boldsymbol{\epsilon}$ . And assume that:

- 1).  $\mathbf{X} \in \mathbb{R}^{n \times p}$  is fixed and has full rank with  $n \geq p$ , i.e., rank is  $p$  so that  $\mathbf{X}^\top \mathbf{X}$  is invertible;
- 2).  $\mathbb{E}[\boldsymbol{\epsilon} \mid \mathbf{X}] = \mathbf{0}$ ;
- 3).  $\text{Cov}[\boldsymbol{\epsilon} \mid \mathbf{X}] = \sigma^2 \mathbf{I}$ , where  $\mathbf{I}$  is the  $n \times n$  identity matrix, and  $\sigma^2$  is a positive constant.

Note that we do not apply the stronger assumption that the noises are i.i.d. from a Gaussian distribution. Then, the OLS estimator  $\hat{\boldsymbol{\beta}} = (\mathbf{X}^\top \mathbf{X})^{-1} \mathbf{X}^\top \mathbf{y}$  is the best linear unbiased estimator (BLUE) of  $\boldsymbol{\beta}$  (stated in the following). That is, for any **linear estimator**  $\tilde{\boldsymbol{\beta}}$  of  $\boldsymbol{\beta}$  (not necessarily an unbiased estimator), it holds that

$$\text{Cov}[\tilde{\boldsymbol{\beta}} \mid \mathbf{X}] - \text{Cov}[\hat{\boldsymbol{\beta}} \mid \mathbf{X}] \geq \mathbf{0}.$$

**Proof** [of Theorem 6.1] Let  $\tilde{\boldsymbol{\beta}}$  be any linear estimator, which could be expressed as  $\tilde{\boldsymbol{\beta}} = \mathbf{Q}\mathbf{y}$ . Specifically, in the case of OLS, we have  $\mathbf{Q} = (\mathbf{X}^\top \mathbf{X})^{-1} \mathbf{X}^\top$ . Using the unbiased assumption, we get

$$\begin{aligned} \boldsymbol{\beta} &= \mathbb{E}[\tilde{\boldsymbol{\beta}} \mid \mathbf{X}] = \mathbb{E}[\mathbf{Q}\mathbf{y} \mid \mathbf{X}] = \mathbb{E}[\mathbf{Q}\mathbf{X}\boldsymbol{\beta} + \mathbf{Q}\boldsymbol{\epsilon} \mid \mathbf{X}] \\ &= \mathbf{Q}\mathbf{X}\boldsymbol{\beta}, \end{aligned}$$

which yields  $(\mathbf{Q}\mathbf{X} - \mathbf{I})\boldsymbol{\beta} = \mathbf{0}$ . We conclude that the null space of  $(\mathbf{Q}\mathbf{X} - \mathbf{I})$  is the entire space  $\mathbb{R}^p$ , and thus,  $\mathbf{Q}\mathbf{X} = \mathbf{I}$ . The variance is then

$$\begin{aligned} \text{Cov}[\mathbf{Q}\mathbf{y} \mid \mathbf{X}] &= \mathbf{Q}\text{Cov}[\mathbf{y} \mid \mathbf{X}]\mathbf{Q}^\top = \mathbf{Q}\text{Cov}[\boldsymbol{\epsilon} \mid \mathbf{X}]\mathbf{Q}^\top \\ &= \mathbf{Q}(\sigma^2 \mathbf{I})\mathbf{Q}, \end{aligned}$$

where the first equality is from the fact of covariance under linear transformation by  $\text{Cov}[\mathbf{Q}\mathbf{y}] = \mathbf{Q}\text{Cov}[\mathbf{y}]\mathbf{Q}^\top$ . Then, it follows that

$$\begin{aligned} &\text{Cov}[\tilde{\boldsymbol{\beta}} \mid \mathbf{X}] - \text{Cov}[\hat{\boldsymbol{\beta}} \mid \mathbf{X}] \\ &= \mathbf{Q}(\sigma^2 \mathbf{I})\mathbf{Q} - \sigma^2 (\mathbf{X}^\top \mathbf{X})^{-1} \\ &= \sigma^2 \left[ \mathbf{Q}\mathbf{Q}^\top - \mathbf{Q}\mathbf{X}(\mathbf{X}^\top \mathbf{X})^{-1} \mathbf{X}^\top \mathbf{Q}^\top \right] \quad (\mathbf{Q}\mathbf{X} = \mathbf{I}) \\ &= \sigma^2 \mathbf{Q}(\mathbf{I} - \mathbf{H})\mathbf{Q}^\top \\ &= \sigma^2 \mathbf{Q}(\mathbf{I} - \mathbf{H})(\mathbf{I} - \mathbf{H})^\top \mathbf{Q}^\top \\ &\geq \mathbf{0} \end{aligned}$$

The last equation is from the fact that both  $\mathbf{H}$  and  $\mathbf{I} - \mathbf{H}$  are idempotent. This completes the proof. ■

The lemma above shows that the OLS estimator achieves the smallest variance compared to other linear estimators. Subsequently, through bias-variance decomposition (as illustrated in the ensuing lemma), we show that the mean squared error between the estimator of  $\boldsymbol{\beta}$  and the true parameter  $\boldsymbol{\beta}$  is a sum of a bias term and a variance term. Therefore, the OLS estimator achieves the best linear or linear unbiased estimator in the sense of mean squared error to the true parameter  $\boldsymbol{\beta}$ .

**Lemma 6.2: (Bias-Variance Decomposition)** For any estimator  $\bar{\boldsymbol{\beta}}$  of  $\boldsymbol{\beta}$ , the mean squared error of the estimator has the following decomposition:

$$\begin{aligned} \text{MSE}(\bar{\boldsymbol{\beta}}, \boldsymbol{\beta}) &= \|\mathbf{E}[\bar{\boldsymbol{\beta}}] - \boldsymbol{\beta}\|^2 + \mathbf{E} \left[ \|\bar{\boldsymbol{\beta}} - \mathbf{E}(\bar{\boldsymbol{\beta}})\|^2 \right] \\ &= \|\text{bias}(\bar{\boldsymbol{\beta}}, \boldsymbol{\beta})\|^2 + \sum_{i=1}^p \text{Var}[\bar{\beta}_i]. \end{aligned}$$

That is, a sum of a bias term and a variance term.

**Proof** [of Lemma 6.2] Write out the mean squared error

$$\begin{aligned} \text{MSE}(\bar{\boldsymbol{\beta}}, \boldsymbol{\beta}) &= \mathbf{E}[\|\bar{\boldsymbol{\beta}} - \boldsymbol{\beta}\|^2] \\ &= \mathbf{E} \left[ \|\bar{\boldsymbol{\beta}} - \mathbf{E}(\bar{\boldsymbol{\beta}}) + \mathbf{E}(\bar{\boldsymbol{\beta}}) - \boldsymbol{\beta}\|^2 \right] \\ &= \mathbf{E} \left[ (\bar{\boldsymbol{\beta}} - \mathbf{E}(\bar{\boldsymbol{\beta}}) + \mathbf{E}(\bar{\boldsymbol{\beta}}) - \boldsymbol{\beta})^\top (\bar{\boldsymbol{\beta}} - \mathbf{E}(\bar{\boldsymbol{\beta}}) + \mathbf{E}(\bar{\boldsymbol{\beta}}) - \boldsymbol{\beta}) \right] \\ &= \|\mathbf{E}[\bar{\boldsymbol{\beta}}] - \boldsymbol{\beta}\|^2 + \mathbf{E} \left[ \|\bar{\boldsymbol{\beta}} - \mathbf{E}(\bar{\boldsymbol{\beta}})\|^2 \right] + 2\mathbf{E} \left[ (\bar{\boldsymbol{\beta}} - \mathbf{E}(\bar{\boldsymbol{\beta}}))^\top (\bar{\boldsymbol{\beta}} - \mathbf{E}(\bar{\boldsymbol{\beta}})) \right] \\ &= \|\mathbf{E}[\bar{\boldsymbol{\beta}}] - \boldsymbol{\beta}\|^2 + \mathbf{E} \left[ \|\bar{\boldsymbol{\beta}} - \mathbf{E}(\bar{\boldsymbol{\beta}})\|^2 \right] + 2(\mathbf{E}[\bar{\boldsymbol{\beta}}] - \mathbf{E}[\bar{\boldsymbol{\beta}}])^\top (\mathbf{E}[\bar{\boldsymbol{\beta}}] - \mathbf{E}[\bar{\boldsymbol{\beta}}]) \\ &= \|\mathbf{E}[\bar{\boldsymbol{\beta}}] - \boldsymbol{\beta}\|^2 + \mathbf{E} \left[ \|\bar{\boldsymbol{\beta}} - \mathbf{E}(\bar{\boldsymbol{\beta}})\|^2 \right], \end{aligned}$$

which completes the proof. ■

By combining the Gauss-Markov theorem and the bias-variance decomposition, the theory thus states that if we can find other **linear estimators or linear unbiased estimators**<sup>1</sup>, their variances must be at least as large as  $\hat{\boldsymbol{\beta}}$ . The OLS estimator is recognized as the best linear estimator (BLE) or the best linear unbiased estimator (BLUE). While we have established that the OLS estimator is the best linear unbiased estimator available “on hand”, one might question whether there exists an imaginary or theoretical estimator with less variance that remains unbiased (not necessarily linear). This will be addressed in the next section.

1. The OLS is unbiased; see Lemma 4.2 (p. 76).

## 6.2. Minimum Variance Unbiased (MVU) Estimator

According to the Gauss-Markov theorem, the OLS estimator stands as the best linear unbiased estimator attainable. Yet, the gap between this estimator and the theoretical limit of an unbiased estimator remains unclear. Specifically, we seek insights into the minimum variance achievable for **unbiased estimators** and the proximity of the OLS variance to this theoretical limit. This question is answered by Cramér-Rao lower bound (CRLB). Note that for this discussion, we assume the additional condition that the noise follows a Gaussian distribution.

**Theorem 6.3: (Cramér-Rao Lower Bound (CRLB))** Let  $x_1, x_2, \dots, x_N$  be an i.i.d. sample from a regular parametric model  $p(\cdot; \theta)$  (i.e., the model cannot switch between continuous and discrete depending on the value of  $\theta$ ),  $\Theta \in \mathbb{R}$ . Let  $T : \mathcal{X}^N \rightarrow \Theta$  be an estimator of  $\theta$ , for all  $N$ . Assume that:

1.  $\text{Var}(T) < \infty$ , for all  $\theta \in \Theta$ ;
2.  $\frac{\partial}{\partial \theta} \left[ \int_{\mathcal{X}^N} p_{X_1, \dots, X_N}(x_1, \dots, x_N; \theta) dx \right] = \int_{\mathcal{X}^N} \frac{\partial}{\partial \theta} p_{X_1, \dots, X_N}(x_1, \dots, x_N; \theta) dx$ ;
3.  $\frac{\partial}{\partial \theta} \left[ \int_{\mathcal{X}^N} T(x_1, \dots, x_N) p_{X_1, \dots, X_N}(x_1, \dots, x_N; \theta) dx \right] = \int_{\mathcal{X}^N} T(x_1, \dots, x_N) \frac{\partial}{\partial \theta} p_{X_1, \dots, X_N}(x_1, \dots, x_N; \theta) dx$ .

If we denote the bias of  $T$  by  $b(\theta) = E(T) - \theta$ , then it holds that  $b(\theta)$  is differentiable, and

$$\text{Var}(T) \geq \frac{(b'(\theta) + 1)^2}{N \cdot E \left[ \frac{\partial}{\partial \theta} \log p(X_1; \theta) \right]^2}.$$

That is, the variance has a lower bound.

The proof of the Cramér-Rao lower bound theorem can be found in [Panaretos \(2016\)](#) and we shall not go into the details.

By repeating the realization of  $\mathbf{y}$  from  $\mathbf{X}$  for  $N$  times with the same parameters, we find the variance of the OLS estimator attains the bound of CRLB for  $\beta$ . We state the conclusion in the following theorem.

**Theorem 6.4: (Minimum Variance Unbiased (MVU) Estimator)** Let  $\mathbf{y} = \mathbf{X}\beta + \epsilon$ , where  $\epsilon \sim \mathcal{N}(\mathbf{0}, \sigma^2 \mathbf{I})$ . And assume  $\mathbf{X} \in \mathbb{R}^{n \times p}$  is fixed and has full rank with  $n \geq p$  (i.e., rank is  $p$  so that  $\mathbf{X}^\top \mathbf{X}$  is invertible). Then, the OLS estimator  $\hat{\beta} = (\mathbf{X}^\top \mathbf{X})^{-1} \mathbf{X}^\top \mathbf{y}$  attains the bound of CRLB for  $\beta$ .

**Proof** [of Theorem 6.4] For simplicity, we only prove the one-dimensional case. Interesting readers can replicate the process to find the proof for the high-dimensional CRLB. Referring again to Equation (3.1) (p. 67), the likelihood of this model under  $\beta$  and  $\sigma^2$  is

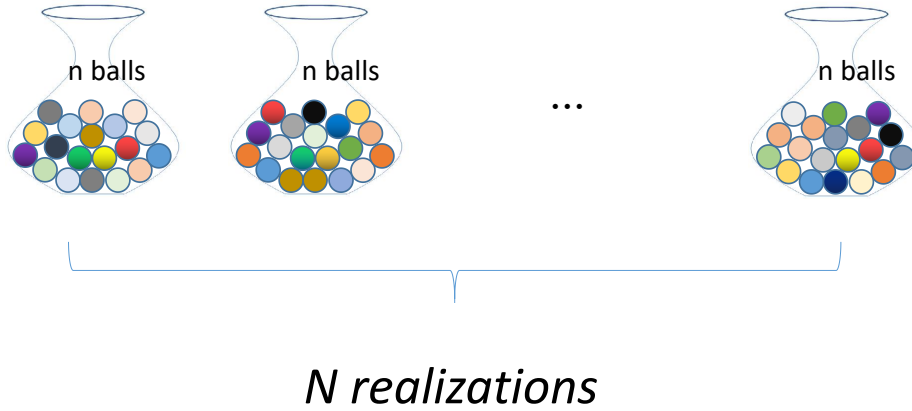
$$\begin{aligned} p(\mathbf{y} | \mathbf{X}, \beta) &= \mathcal{N}(\mathbf{X}\beta, \sigma^2 \mathbf{I}) \\ &= \frac{1}{(2\pi\sigma^2)^{n/2}} \exp \left\{ -\frac{1}{2\sigma^2} (\mathbf{y} - \mathbf{X}\beta)^\top (\mathbf{y} - \mathbf{X}\beta) \right\}, \\ \log p(\mathbf{y} | \mathbf{X}, \beta) &= -\frac{n}{2} \log(2\pi\sigma^2) - \frac{1}{2\sigma^2} (\mathbf{y}^\top \mathbf{y} - 2\mathbf{y}^\top \mathbf{X}\beta + \beta^\top \mathbf{X}^\top \mathbf{X}\beta), \\ \frac{\partial \log p(\mathbf{y} | \mathbf{X}, \beta)}{\partial \beta} &= \frac{1}{\sigma^2} (\mathbf{X}^\top \mathbf{y} - \mathbf{X}^\top \mathbf{X}\beta). \end{aligned}$$

For one-dimensional inputs  $\mathbf{X} = \mathbf{x}$ , we have

$$\begin{aligned}\frac{\partial \log p(\mathbf{y} | \mathbf{x}, \beta)}{\partial \beta} &= \frac{1}{\sigma^2}(\mathbf{x}^\top \mathbf{y} - \mathbf{x}^\top \mathbf{x} \beta), \\ \left[ \frac{\partial \log p(\mathbf{y} | \mathbf{x}, \beta)}{\partial \beta} \right]^2 &= \frac{1}{\sigma^2}(\mathbf{x}^\top \mathbf{y} \mathbf{y}^\top \mathbf{x} - 2\beta \mathbf{y}^\top \mathbf{x} \mathbf{x}^\top \mathbf{x} + \beta^2 \mathbf{x}^\top \mathbf{x} \mathbf{x}^\top \mathbf{x}), \\ \mathbb{E} \left[ \frac{\partial \log p(\mathbf{y} | \mathbf{x}, \beta)}{\partial \beta} \right]^2 &= \frac{\mathbf{x}^\top \mathbf{x}}{\sigma^2},\end{aligned}$$

where the last equation is from the fact that

$$\text{Cov}[\mathbf{y}, \mathbf{y}] = \sigma^2 \mathbf{I} = \mathbb{E}[\mathbf{y} \mathbf{y}^\top] - \beta^2 \mathbf{x} \mathbf{x}^\top.$$



**Figure 6.1:** Color  $n$  balls in a bottle and repeat the procedure  $N$  times. For each ball, we use different algorithms to decide the color of the ball, e.g., the weight of the ball.

Suppose now we have  $N$  realizations of  $\mathbf{y}_i$  from the same and fixed input matrix  $\mathbf{X}$ :

$$\mathbf{y}_i = g(\mathbf{X}) + \epsilon_i, \quad \forall i \in \{1, 2, \dots, N\}.$$

Note the difference between  $N$  and  $n$ . For  $n$ , it means we have  $n$  fixed samples of  $\mathbf{x}_j$  on hand (i.e.,  $\mathbf{X} \in \mathbb{R}^{n \times p}$ ). For  $N$ , we use the same fixed  $n$  samples to realize  $N$  different outputs  $\mathbf{y}_i$  (since we assume Gaussian noise disturbance that gives rises to the likelihood). In other words, for one-dimensional case, we have  $N$  such  $\mathbf{y}_i$ 's, and each  $\mathbf{y}_i \in \mathbb{R}^n$ ,  $\forall i \in \{1, 2, \dots, N\}$ . The situation can be described by coloring  $n$  balls in a bottle. For each ball, we use different algorithms to decide the color of the ball, e.g., the weight of the ball. Now for the same  $n$  balls, we repeat the coloring procedure for  $N$  times, each result will be in a bottle, as shown in Figure 6.1.

So the variance has the relationship  $\text{Var}[\hat{\beta}] \geq \frac{\sigma^2}{N(\mathbf{x}^\top \mathbf{x})}$ , as the bias term  $b'(\beta) = 0$  for an unbiased estimator. And since we have proved in Lemma 4.2 (p. 76),  $\text{Var}[\hat{\beta}_i] = \frac{\sigma^2}{(\mathbf{x}^\top \mathbf{x})}$ .



Then, repeating  $N$  times results in  $\text{Var}[\hat{\boldsymbol{\beta}}] = \frac{\sigma^2}{N(\mathbf{x}^\top \mathbf{x})}$ . This completes the proof. ■

It follows that, at least for a large sample size  $N$ , the OLS estimator of  $\boldsymbol{\beta}$  attains a performance, which is equal to theoretical optimal. This explains why the method of OLS is so central to linear model estimation.

## ⌘ Chapter 6 Problems ⌘

1. Prove the Cramér-Rao lower bound theorem.

---

---

# CHAPTER 7

---

## GENERALIZED LINEAR MODEL (GLM)

### Contents

---

7.1	Generalized Linear Model (GLM) . . . . .	107
7.2	Orthogonal Projection in Generalized Linear Model . . . . .	107
7.3	Equivalence between OLS and GLS . . . . .	110
	Chapter 7 Problems . . . . .	111

---

## 7.1. Generalized Linear Model (GLM)



We will briefly introduce the *generalized linear model (GLM)* in this section. In Section 9.1 (p. 127), the Bayesian approach for linear models will be discussed (Broemeling, 2017). While there exists a Bayesian perspective on the GLM topic (Dey et al., 2000), it will not be addressed here for simplicity.

Previously, we assumed that  $\mathbf{y} = \mathbf{X}\boldsymbol{\beta} + \boldsymbol{\epsilon}$ , where  $\boldsymbol{\epsilon} \sim \mathcal{N}(\mathbf{0}, \sigma^2 \mathbf{I})$  and  $\mathbf{X} \in \mathbb{R}^{n \times p}$  is fixed and has full rank with  $n \geq p$ , i.e., rank is  $p$ :

$$\mathbf{y} \sim \mathcal{N}(\mathbf{X}\boldsymbol{\beta}, \sigma^2 \mathbf{I}). \quad (7.1)$$

Now, let's consider the case where the covariance matrix of the noise vector  $\boldsymbol{\epsilon}$  is not diagonal:

$$\boldsymbol{\epsilon} \sim \mathcal{N}(\mathbf{0}, \sigma^2 \boldsymbol{\Sigma}),$$

where  $\boldsymbol{\Sigma}$  is known and positive definite. It can be verified that  $\mathbf{y} \sim \mathcal{N}(\mathbf{X}\boldsymbol{\beta}, \sigma^2 \boldsymbol{\Sigma})$ . And we can decompose  $\boldsymbol{\Sigma}$  into symmetric square roots  $\boldsymbol{\Sigma} = \boldsymbol{\Sigma}^{1/2} \boldsymbol{\Sigma}^{1/2}$ . Let  $\mathbf{z} = \boldsymbol{\Sigma}^{-1/2} \mathbf{y}$ , we have

$$\mathbb{E}[\mathbf{z}] = \boldsymbol{\Sigma}^{-1/2} \mathbf{X}\boldsymbol{\beta}; \quad \text{Cov}[\mathbf{z}] = \sigma^2 \mathbf{I}.$$

In other words,

$$\mathbf{z} \sim \mathcal{N}(\boldsymbol{\Sigma}^{-1/2} \mathbf{X}\boldsymbol{\beta}, \sigma^2 \mathbf{I}). \quad (7.2)$$

Comparing the forms of Equation (7.1) and Equation (7.2), we can then use the maximum likelihood estimator for the linear model and ordinary least squares on  $\mathbf{z}$  by projecting onto the column space of  $\mathbf{A} = \boldsymbol{\Sigma}^{-1/2} \mathbf{X}$  and get the estimator for  $\boldsymbol{\beta}$ . For example, following Lemma 3.1 (p. 68), the maximum likelihood estimators of  $\boldsymbol{\beta}$  and  $\sigma^2$  are

$$\begin{aligned} \hat{\boldsymbol{\beta}} &= (\mathbf{A}^\top \mathbf{A})^{-1} \mathbf{A}^\top \mathbf{z} = (\mathbf{X}^\top \boldsymbol{\Sigma}^{-1} \mathbf{X})^{-1} \mathbf{X}^\top \boldsymbol{\Sigma}^{-1} \mathbf{y}, \\ \hat{\sigma}^2 &= \frac{1}{n} (\mathbf{z} - \mathbf{A}\hat{\boldsymbol{\beta}})^\top (\mathbf{z} - \mathbf{A}\hat{\boldsymbol{\beta}}) = \frac{1}{n} (\mathbf{y} - \mathbf{X}\hat{\boldsymbol{\beta}})^\top \boldsymbol{\Sigma}^{-1} (\mathbf{y} - \mathbf{X}\hat{\boldsymbol{\beta}}), \end{aligned}$$

respectively. Similarly, other estimators in Table 4.1 (p. 84) can be obtained accordingly.

## 7.2. Orthogonal Projection in Generalized Linear Model

We previously showed that the orthogonal projection matrix

$$\mathbf{H} = \mathbf{X}(\mathbf{X}^\top \mathbf{X})^{-1} \mathbf{X}^\top, \quad (\text{project onto } \mathcal{V} = \mathcal{C}(\mathbf{X}))$$

is an orthogonal projection onto the subspace  $\mathcal{V} = \mathcal{C}(\mathbf{X})$ . Now, we also observe that

$$\begin{aligned} \mathbf{H}_\boldsymbol{\Sigma} &= \mathbf{A}(\mathbf{A}^\top \mathbf{A})^{-1} \mathbf{A}^\top \\ &= \boldsymbol{\Sigma}^{-1/2} \underbrace{\mathbf{X}(\mathbf{X}^\top \boldsymbol{\Sigma}^{-1} \mathbf{X})^{-1} \mathbf{X}^\top \boldsymbol{\Sigma}^{-1}}_{\mathbf{H}_2}, \quad (\text{project onto } \mathcal{V}_\boldsymbol{\Sigma} = \mathcal{C}(\boldsymbol{\Sigma}^{-1/2} \mathbf{X})) \\ &= \boldsymbol{\Sigma}^{-1/2} \mathbf{H}_2 \end{aligned}$$

is the orthogonal projection onto the subspace  $\mathcal{V}_\boldsymbol{\Sigma} = \mathcal{C}(\boldsymbol{\Sigma}^{-1/2} \mathbf{X})$ . This implies

$$\mathbf{H}_2 = \mathbf{X}(\mathbf{X}^\top \boldsymbol{\Sigma}^{-1} \mathbf{X})^{-1} \mathbf{X}^\top \boldsymbol{\Sigma}^{-1}, \quad (\text{project onto } \mathcal{V} = \mathcal{C}(\mathbf{X}))$$

is also an orthogonal projection onto the subspace  $\mathcal{V} = \mathcal{C}(\mathbf{X})$ .

Before delving into the properties of orthogonal projection in the generalized linear model, it is essential to clarify the term ‘‘symmetry.’’ While a matrix  $\mathbf{A}$  is considered symmetric if  $\mathbf{A} = \mathbf{A}^\top$ , a distinct definition of symmetry is employed concerning inner product considerations.

The definition of an inner product should satisfy three criteria.

**Definition 7.1 (Inner Product)** *In most cases, the norm can be derived from the vector inner product (the inner product of vector  $\mathbf{x}, \mathbf{y} \in \mathbb{R}^n$  is given by  $\langle \mathbf{x}, \mathbf{y} \rangle$ ), which satisfies three criteria as follows*

- *Commutativity.*  $\langle \mathbf{x}, \mathbf{y} \rangle = \langle \mathbf{y}, \mathbf{x} \rangle$  for any  $\mathbf{x}, \mathbf{y} \in \mathbb{R}^n$ .
- *Linearity.*  $\langle \lambda_1 \mathbf{x}_1 + \lambda_2 \mathbf{x}_2, \mathbf{y} \rangle = \lambda_1 \langle \mathbf{x}_1, \mathbf{y} \rangle + \lambda_2 \langle \mathbf{x}_2, \mathbf{y} \rangle$  for any  $\lambda_1, \lambda_2 \in \mathbb{R}$  and  $\mathbf{x}_1, \mathbf{x}_2, \mathbf{y} \in \mathbb{R}^n$ .
- *Positive definiteness.*  $\langle \mathbf{x}, \mathbf{x} \rangle \geq 0$  for any  $\mathbf{x} \in \mathbb{R}^n$ , and  $\langle \mathbf{x}, \mathbf{x} \rangle = 0$  if and only if  $\mathbf{x} = \mathbf{0}$ .

Then, the notion of symmetry can be defined as follows.

**Definition 7.2 (Symmetric in terms of Inner Product)** *A matrix  $\mathbf{A} \in \mathbb{R}^{n \times n}$  is called symmetric if for all  $\mathbf{x}, \mathbf{y} \in \mathbb{R}^n$ , such that  $\langle \mathbf{x}, \mathbf{A}\mathbf{y} \rangle = \langle \mathbf{A}\mathbf{x}, \mathbf{y} \rangle$ .*

1. *Considering the inner product  $\langle \mathbf{x}, \mathbf{y} \rangle = \mathbf{x}^\top \mathbf{y}$ , symmetric  $\mathbf{A}$  means  $\mathbf{A} = \mathbf{A}^\top$ .*
2. *Given a positive definite matrix  $\mathbf{Z}$ , considering the inner product  $\langle \mathbf{x}, \mathbf{y} \rangle_{\mathbf{Z}} = \mathbf{x}^\top \mathbf{Z}\mathbf{y}$ , symmetric  $\mathbf{A}$  means  $\mathbf{x}^\top \mathbf{Z}\mathbf{A}\mathbf{y} = \mathbf{x}^\top \mathbf{A}^\top \mathbf{Z}\mathbf{y}$ . In this case, we have the **generalized norm**  $\|\mathbf{x}\|_{\mathbf{Z}}^2 = \langle \mathbf{x}, \mathbf{x} \rangle_{\mathbf{Z}}$ , also known as the **Z-norm**.*

Given this definition of symmetry based on the inner product, we can extend the concept of orthogonal projection to be symmetric in terms of inner product, essentially a **generalized orthogonal projection**. Then, we can check that  $\mathbf{H}_2 = \mathbf{X}(\mathbf{X}^\top \boldsymbol{\Sigma}^{-1} \mathbf{X})^{-1} \mathbf{X}^\top \boldsymbol{\Sigma}^{-1}$  is symmetric in terms of  $\langle \mathbf{x}, \mathbf{y} \rangle_{\boldsymbol{\Sigma}^{-1}}$  such that

$$\mathbf{x}^\top \boldsymbol{\Sigma}^{-1} \mathbf{H}_2 \mathbf{y} = \mathbf{x}^\top \mathbf{H}_2^\top \boldsymbol{\Sigma}^{-1} \mathbf{y},$$

for all  $\mathbf{x}, \mathbf{y} \in \mathbb{R}^n$ .

**Lemma 7.1: (Generalized Orthogonal Projection in GLM)** Let  $\mathbf{y} = \mathbf{X}\boldsymbol{\beta} + \boldsymbol{\epsilon}$ , where  $\boldsymbol{\epsilon} \sim \mathcal{N}(\mathbf{0}, \sigma^2 \boldsymbol{\Sigma})$ , where  $\boldsymbol{\Sigma}$  is fixed and positive definite. And assume  $\mathbf{X} \in \mathbb{R}^{n \times p}$  is fixed and has full rank with  $n \geq p$  (i.e., rank is  $p$ ). Then,

$$\mathbf{H}_2 = \mathbf{X}(\mathbf{X}^\top \boldsymbol{\Sigma}^{-1} \mathbf{X})^{-1} \mathbf{X}^\top \boldsymbol{\Sigma}^{-1}$$

is a generalized orthogonal projection that projects onto the column space of  $\mathbf{X}$ .

**Proof** [of Lemma 7.1] We prove  $\mathbf{H}_2$  is an orthogonal projection by showing that it is idempotent and symmetric, and it projects onto the column space of  $\mathbf{X}$ . It can be readily verified that

$$\mathbf{H}_2^2 = \mathbf{X}(\mathbf{X}^\top \boldsymbol{\Sigma}^{-1} \mathbf{X})^{-1} \mathbf{X}^\top \boldsymbol{\Sigma}^{-1} \mathbf{X}(\mathbf{X}^\top \boldsymbol{\Sigma}^{-1} \mathbf{X})^{-1} \mathbf{X}^\top \boldsymbol{\Sigma}^{-1} = \mathbf{H}_2,$$

and

$$\begin{aligned}
\langle \mathbf{x}, \mathbf{H}_2 \mathbf{y} \rangle_{\Sigma^{-1}} &= \mathbf{x}^\top \Sigma^{-1} \mathbf{H}_2 \mathbf{y} \\
&= \mathbf{x}^\top \Sigma^{-1} \left( \mathbf{X} (\mathbf{X}^\top \Sigma^{-1} \mathbf{X})^{-1} \mathbf{X}^\top \Sigma^{-1} \right) \mathbf{y} \\
&= \mathbf{x}^\top \mathbf{H}_2^\top \Sigma^{-1} \mathbf{y} \\
&= \langle \mathbf{H}_2 \mathbf{x}, \mathbf{y} \rangle_{\Sigma^{-1}}.
\end{aligned}$$

Since  $\mathbf{H}_2 = \mathbf{X} (\mathbf{X}^\top \Sigma^{-1} \mathbf{X})^{-1} \mathbf{X}^\top \Sigma^{-1} = \mathbf{X} \mathbf{C}$ , the columns of  $\mathbf{H}_2$  are combinations of the columns of  $\mathbf{X}$ , thus  $\mathcal{C}(\mathbf{H}_2) \subseteq \mathcal{C}(\mathbf{X})$ . By Lemma 2.20 (p. 47), we have

$$\begin{aligned}
\text{rank}(\mathbf{H}_2) &= \text{tr}(\mathbf{H}_2) = \text{tr}(\mathbf{X} (\mathbf{X}^\top \Sigma^{-1} \mathbf{X})^{-1} \mathbf{X}^\top \Sigma^{-1}) \\
&= \text{tr}((\mathbf{X}^\top \Sigma^{-1} \mathbf{X})^{-1} \mathbf{X}^\top \Sigma^{-1} \mathbf{X}) = \text{tr}(\mathbf{I}_p) \\
&= p,
\end{aligned}$$

where the third equality is from the fact that the trace of a product is invariant under cyclical permutations of the factors:  $\text{tr}(\mathbf{ABC}) = \text{tr}(\mathbf{BCA}) = \text{tr}(\mathbf{CAB})$  if all  $\mathbf{ABC}$ ,  $\mathbf{BCA}$ , and  $\mathbf{CAB}$  exist. Thus, the rank of  $\mathbf{H}_2$  equals the rank of  $\mathbf{X}$  such that  $\mathcal{C}(\mathbf{H}_2) = \mathcal{C}(\mathbf{X})$ . ■

And the minimum distance in orthogonal projection Lemma 2.22 (p. 50) can be extended to the generalized norm version.

**Lemma 7.2: (Minimum Distance in Generalized Orthogonal Projection)** Let  $\mathcal{V}$  be a subspace of  $\mathbb{R}^n$  and  $\mathbf{H}_2$  be a generalized orthogonal projection with respect to  $\Sigma^{-1}$  onto subspace  $\mathcal{V}$ . Then, it follows that

$$\|\mathbf{y} - \mathbf{H}_2 \mathbf{y}\|_{\Sigma^{-1}}^2 \leq \|\mathbf{y} - \mathbf{v}\|_{\Sigma^{-1}}^2, \quad \forall \mathbf{v} \in \mathcal{V}.$$

**Proof** [of Lemma 7.2] We find that  $\Sigma^{-1} \mathbf{H}_2$ ,  $\mathbf{H}_2 \Sigma$ , and  $\Sigma^{-1/2} \mathbf{H}_2 \Sigma^{1/2}$  are all symmetric (with respect to the first inner product in Definition 7.2, i.e., the traditional symmetry). Therefore, they all admit a spectral decomposition. By trial and error, the right way is to decompose

$$\Sigma^{-1/2} \mathbf{H}_2 \Sigma^{1/2} = \Sigma^{-1/2} \mathbf{X} (\mathbf{X}^\top \Sigma^{-1} \mathbf{X})^{-1} \mathbf{X}^\top \Sigma^{-1/2} = \mathbf{Q} \mathbf{\Lambda} \mathbf{Q}^\top,$$

where  $\mathbf{Q} = [\mathbf{q}_1, \mathbf{q}_2, \dots, \mathbf{q}_n]$  is the column partition of  $\mathbf{Q}$ , and  $\mathbf{\Lambda} = \text{diag}(\lambda_1, \lambda_2, \dots, \lambda_n)$  contains the eigenvalues of  $(\Sigma^{-1/2} \mathbf{H}_2 \Sigma^{1/2})$ . Let  $\dim(\mathcal{V}) = r$ . We notice that  $\Sigma^{-1/2} \mathbf{H}_2 \Sigma^{1/2}$  is symmetric and idempotent such that its only possible eigenvalues are 1 and 0 by Lemma 2.16 (p. 46). Without loss of generality, let  $\lambda_1 = \lambda_2 = \dots = \lambda_r = 1$  and  $\lambda_{r+1} = \lambda_{r+2} = \dots = \lambda_n = 0$ . Then, we have

- $\{\mathbf{q}_1, \mathbf{q}_2, \dots, \mathbf{q}_n\}$  is an orthonormal basis of  $\mathbb{R}^n$ ;
- $\{\mathbf{q}_1, \mathbf{q}_2, \dots, \mathbf{q}_r\}$  is an orthonormal basis of  $\Sigma^{-1/2} \mathcal{V}$ , which is the subspace  $\mathcal{V}$  rotated by  $\Sigma^{-1/2}$ . So for any vector  $\mathbf{v} \in \mathcal{V}$ , let  $\mathbf{a} = \Sigma^{-1/2} \mathbf{v}$ , we have  $\mathbf{a}^\top \mathbf{q}_i = 0$  for  $i \in \{r+1, r+2, \dots, n\}$ .

Again, let  $\mathbf{z} = \boldsymbol{\Sigma}^{-1/2}\mathbf{y}$ , we have,

$$\begin{aligned}
\|\mathbf{y} - \mathbf{H}_2\mathbf{y}\|_{\boldsymbol{\Sigma}^{-1}}^2 &= \left\| \mathbf{Q}^\top \boldsymbol{\Sigma}^{-1/2}\mathbf{y} - \mathbf{Q}^\top \boldsymbol{\Sigma}^{-1/2}\mathbf{H}_2\mathbf{y} \right\|^2 \\
&= \left\| \mathbf{Q}^\top \boldsymbol{\Sigma}^{-1/2}\mathbf{y} - \mathbf{Q}^\top \mathbf{Q} \boldsymbol{\Lambda} \mathbf{Q}^\top \boldsymbol{\Sigma}^{-1/2}\mathbf{y} \right\|^2 \\
&= \left\| \mathbf{Q}^\top \mathbf{z} - \boldsymbol{\Lambda} \mathbf{Q}^\top \mathbf{z} \right\|^2 \\
&= \sum_{i=1}^n (z^\top \mathbf{q}_i - \lambda_i z^\top \mathbf{q}_i)^2 = 0 + \sum_{i=r+1}^n (z^\top \mathbf{q}_i)^2 \\
&\leq \sum_{i=1}^r (z^\top \mathbf{q}_i - \mathbf{a}^\top \mathbf{q}_i)^2 + \sum_{i=r+1}^n (z^\top \mathbf{q}_i)^2 = \left\| \mathbf{Q}^\top \mathbf{z} - \mathbf{Q}^\top \mathbf{a} \right\|^2 \\
&= \|\mathbf{z} - \mathbf{a}\|^2 = \left\| \boldsymbol{\Sigma}^{-1/2}\mathbf{y} - \boldsymbol{\Sigma}^{-1/2}\mathbf{v} \right\|^2 = \|\mathbf{y} - \mathbf{v}\|_{\boldsymbol{\Sigma}^{-1}}^2,
\end{aligned}$$

which completes the proof. ■

This orthogonal projection in the context of the generalized linear model is also referred to as **generalized least squares (GLS)**, resembling the projection used in ordinary least squares. In previous discussions, for any orthogonal projection matrix  $\mathbf{H}$ , we established Pythagoras' theorem and the orthogonal property in ordinary least squares (i.e., with inner product denoted by  $\langle \mathbf{x}, \mathbf{y} \rangle = \mathbf{x}^\top \mathbf{y}$ ):

$$\begin{aligned}
\|\mathbf{y}\|^2 &= \|\mathbf{H}\mathbf{y}\|^2 + \|(I - \mathbf{H})\mathbf{y}\|^2; \\
\mathbf{0} &= (\mathbf{H}\mathbf{y})^\top ((I - \mathbf{H})\mathbf{y}).
\end{aligned}$$

Analogously, in the generalized orthogonal projection, we have

$$\begin{aligned}
\|\mathbf{y}\|_{\boldsymbol{\Sigma}^{-1}}^2 &= \|\mathbf{H}_2\mathbf{y}\|_{\boldsymbol{\Sigma}^{-1}}^2 + \|(I - \mathbf{H}_2)\mathbf{y}\|_{\boldsymbol{\Sigma}^{-1}}^2; \\
\mathbf{y}^\top \boldsymbol{\Sigma}^{-1}\mathbf{y} &= \mathbf{y}^\top (\mathbf{H}_2^\top \boldsymbol{\Sigma}^{-1} \mathbf{H}_2)\mathbf{y} + \mathbf{y}^\top (\boldsymbol{\Sigma}^{-1} - \mathbf{H}_2^\top \boldsymbol{\Sigma}^{-1} \mathbf{H}_2)\mathbf{y},
\end{aligned}$$

and

$$\begin{aligned}
\mathbf{0} &= \langle \mathbf{H}_2\mathbf{y}, (I - \mathbf{H}_2)\mathbf{y} \rangle_{\boldsymbol{\Sigma}^{-1}} \\
&= (\mathbf{H}_2\mathbf{y})^\top \boldsymbol{\Sigma}^{-1} ((I - \mathbf{H}_2)\mathbf{y}).
\end{aligned}$$

**Weighted least squares (WLS).** the weighted least squares is a special GLS by setting  $\boldsymbol{\Sigma}$  to be a diagonal matrix. When the diagonal matrix is the identity matrix, it recovers to the OLS. See also Problem 2.2 (p. 63).

### 7.3. Equivalence between OLS and GLS

In Lemma 2.22 (p. 50), we prove that for any orthogonal projection  $\mathbf{H}$ , the inequality  $\|\mathbf{y} - \mathbf{H}\mathbf{y}\|^2 \leq \|\mathbf{y} - \mathbf{v}\|^2$  holds for all  $\mathbf{v} \in \mathcal{V} = \mathcal{C}(\mathbf{X})$ . In the context of generalized least squares, the analogous result holds for any generalized orthogonal projection matrix  $\mathbf{H}_2$ :  $\|\mathbf{y} - \mathbf{H}_2\mathbf{y}\|_{\boldsymbol{\Sigma}^{-1}}^2 \leq \|\mathbf{y} - \mathbf{v}\|_{\boldsymbol{\Sigma}^{-1}}^2$ ,  $\forall \mathbf{v} \in \mathcal{V} = \mathcal{C}(\mathbf{X})$  with positive definite  $\boldsymbol{\Sigma}$ . Despite the general distinction between the two estimates, we demonstrate that, under specific conditions, they are equivalent.

**Theorem 7.3: (Equivalence between OLS and GLS)** The ordinary least squares estimate  $\hat{\beta} = (\mathbf{X}^\top \mathbf{X})^{-1} \mathbf{X}^\top \mathbf{y}$  is equivalent to the GLS estimate  $\bar{\beta} = (\mathbf{X}^\top \boldsymbol{\Sigma}^{-1} \mathbf{X})^{-1} \mathbf{X}^\top \boldsymbol{\Sigma}^{-1} \mathbf{y}$  if and only if

$$\mathcal{C}(\boldsymbol{\Sigma}^{-1} \mathbf{X}) = \mathcal{C}(\mathbf{X}),$$

where  $\boldsymbol{\Sigma}$  is positive definite.

**Proof** [of Theorem 7.3] Suppose  $\hat{\beta} = \bar{\beta}$ . Then for all  $\mathbf{y} \in \mathbb{R}^n$ , we must have

$$(\mathbf{X}^\top \mathbf{X})^{-1} \mathbf{X}^\top \mathbf{y} = (\mathbf{X}^\top \boldsymbol{\Sigma}^{-1} \mathbf{X})^{-1} \mathbf{X}^\top \boldsymbol{\Sigma}^{-1} \mathbf{y},$$

which implies

$$(\mathbf{X}^\top \mathbf{X})^{-1} \mathbf{X}^\top = (\mathbf{X}^\top \boldsymbol{\Sigma}^{-1} \mathbf{X})^{-1} \mathbf{X}^\top \boldsymbol{\Sigma}^{-1}.$$

By taking transpose, we have

$$\mathbf{X}(\mathbf{X}^\top \mathbf{X})^{-1} = \boldsymbol{\Sigma}^{-1} \mathbf{X}(\mathbf{X}^\top \boldsymbol{\Sigma}^{-1} \mathbf{X})^{-1}.$$

Since  $(\mathbf{X}^\top \mathbf{X})^{-1}$  and  $(\mathbf{X}^\top \boldsymbol{\Sigma}^{-1} \mathbf{X})^{-1}$  are nonsingular, only transforming from one basis to another and leading to  $\mathcal{C}(\boldsymbol{\Sigma}^{-1} \mathbf{X}) = \mathcal{C}(\mathbf{X})$ .

For the reverse, suppose  $\mathcal{C}(\boldsymbol{\Sigma}^{-1} \mathbf{X}) = \mathcal{C}(\mathbf{X})$ , there must be a nonsingular matrix  $\mathbf{A}$  such that  $\boldsymbol{\Sigma}^{-1} \mathbf{X} = \mathbf{X} \mathbf{A}$  (columns of  $\boldsymbol{\Sigma}^{-1} \mathbf{X}$  are combinations of columns of  $\mathbf{X}$ , and the combinations are given by  $\mathbf{A}$ ). That is  $\mathbf{X} = \boldsymbol{\Sigma} \mathbf{X} \mathbf{A}$ . Then, we have

$$\begin{aligned} (\mathbf{X}^\top \boldsymbol{\Sigma}^{-1} \mathbf{X})^{-1} \mathbf{X}^\top \boldsymbol{\Sigma}^{-1} \mathbf{y} &= ((\boldsymbol{\Sigma} \mathbf{X} \mathbf{A})^\top \boldsymbol{\Sigma}^{-1} \mathbf{X})^{-1} (\boldsymbol{\Sigma} \mathbf{X} \mathbf{A})^\top \boldsymbol{\Sigma}^{-1} \mathbf{y} \\ &= (\mathbf{A}^\top \mathbf{X}^\top \boldsymbol{\Sigma} \boldsymbol{\Sigma}^{-1} \mathbf{X})^{-1} \mathbf{A}^\top \mathbf{X}^\top \boldsymbol{\Sigma} \boldsymbol{\Sigma}^{-1} \mathbf{y} \\ &= (\mathbf{X}^\top \mathbf{X})^{-1} \mathbf{X}^\top \mathbf{y}, \end{aligned}$$

which completes the proof. ■

## 🌀 Chapter 7 Problems 🌀

1. Given a positive definite matrix  $\mathbf{Z} \in \mathbb{R}^{n \times n}$ , show that  $\langle \mathbf{x}, \mathbf{y} \rangle_{\mathbf{Z}} = \mathbf{x}^\top \mathbf{Z} \mathbf{y}$  for all  $\mathbf{x}, \mathbf{y} \in \mathbb{R}^n$  is a valid norm that satisfies the three criteria in Definition 7.1.

---

---

# CHAPTER 8

---

## LARGE-SAMPLE PROPERTIES IN OLS ESTIMATOR\*

### Contents

---

<b>8.1</b>	<b>Convergence Results*</b>	<b>113</b>
8.1.1	Convergence*	113
8.1.2	Asymptotic Theory*	115
<b>8.2</b>	<b>Assumptions Restated*</b>	<b>119</b>
<b>8.3</b>	<b>Asymptotics for the OLS Estimator*</b>	<b>120</b>
8.3.1	Consistency*	120
8.3.2	Asymptotic Normality under Noise Moment Assumption*	122
8.3.3	Asymptotic Normality under Higher Moment Assumption*	123
<b>Chapter 8</b>	<b>Problems</b>	<b>124</b>

---



## 8.1. Convergence Results\*



We introduce fundamental convergence results and asymptotic theories in this section. Comprehensive discussions and proofs on this topic can be found in Cameron and Trivedi (2005); Panaretos (2016); Shao (2003); Hansen (2007); Yu (2021); Gut (2009); Wooldridge (2010); Hayashi (2011); Bickel and Doksum (2015).

### 8.1.1 Convergence\*

We first define the convergence in distribution as follows:

**Definition 8.1 (Convergence in Distribution)** Let  $\{F_n\}_{n \geq 1}$  be a sequence of distribution functions and  $G$  be a distribution function on  $\mathbb{R}$ . That is, the distribution functions are

$$F_n(x) = \mathbb{P}[x_n \leq x],$$

and

$$G(x) = \mathbb{P}[x \leq x].$$

We say that  $F_n$  converges in distribution to  $G$ , and write  $F_n \xrightarrow{d} G$  (or  $X_n \xrightarrow{d} X$ ) if and only if

$$F_n(x) \xrightarrow{n \rightarrow \infty} G(x),$$

for all  $x$  that are continuity points of  $G$ .

**Definition 8.2 (Convergence in Probability)** A sequence of random variables  $\{x_n\}$  is said to converge in probability to random variable  $y$  as  $n \rightarrow \infty$ , denoted as  $x_n \xrightarrow{p} y$ , if for any  $\epsilon > 0$ ,

$$\mathbb{P}[|x_n - y| > \epsilon] \xrightarrow{n \rightarrow \infty} 0.$$

The convergence in probability tells more than the convergence in distribution from the definitions above. There are several other convergence concepts in probability theory, such as convergence in  $r$ -mean, convergence almost surely. However, these concepts will not be addressed in this context.

**Example 8.1.1** Let  $\{x_n\}$  be a sequence of random variables with

$$x_n = (-1)^n x, \quad \mathbb{P}[x = -1] = \mathbb{P}[x = 1] = \frac{1}{2}.$$

Then  $x_n \xrightarrow{d} x$ , but  $x_n \not\xrightarrow{p} x$ . □

**Lemma 8.1: (Convergence Results)** Let  $\{x_n\}$  be a sequence of random variables, then it follows that

1.  $x_n \xrightarrow{p} x \implies x_n \xrightarrow{d} x$
2.  $x_n \xrightarrow{d} c \implies x_n \xrightarrow{p} c, \quad c \in \mathbb{R}.$

**Proof** [of Lemma 8.1] For (1). let  $x$  be any continuity point of  $F_x$  and  $\epsilon > 0$ . Then, we have

$$\begin{aligned}\mathbb{P}[\mathbf{x}_n \leq x] &= \mathbb{P}[\mathbf{x}_n \leq x, |\mathbf{x}_n - x| \leq \epsilon] + \mathbb{P}[\mathbf{x}_n \leq x, |\mathbf{x}_n - x| > \epsilon] \\ &= \mathbb{P}[\mathbf{x}_n \leq x, x_n - \epsilon \leq x \leq x_n + \epsilon] + \mathbb{P}[\mathbf{x}_n \leq x, |\mathbf{x}_n - x| > \epsilon] \\ &\leq \mathbb{P}[x \leq x + \epsilon] + \mathbb{P}[|\mathbf{x}_n - x| > \epsilon],\end{aligned}\tag{8.1}$$

where the inequality comes from the fact that  $\{x \leq x + \epsilon\}$  contains  $\{x_n \leq x, x_n - \epsilon \leq x \leq x_n + \epsilon\}$ . Moreover, it follows that

$$\begin{aligned}\mathbb{P}[x \leq x - \epsilon] &= \mathbb{P}[x \leq x - \epsilon, |\mathbf{x}_n - x| \leq \epsilon] + \mathbb{P}[x \leq x - \epsilon, |\mathbf{x}_n - x| > \epsilon] \\ &= \mathbb{P}[x \leq x - \epsilon, x - \epsilon \leq x_n \leq x + \epsilon] + \mathbb{P}[x \leq x - \epsilon, |\mathbf{x}_n - x| > \epsilon] \\ &\leq \mathbb{P}[x_n \leq x] + \mathbb{P}[|\mathbf{x}_n - x| > \epsilon],\end{aligned}$$

where the inequality comes from the fact that  $\{x_n \leq x\}$  contains  $\{x \leq x - \epsilon, x - \epsilon \leq x_n \leq x + \epsilon\}$ . This implies

$$\mathbb{P}[x \leq x - \epsilon] - \mathbb{P}[|\mathbf{x}_n - x| > \epsilon] \leq \mathbb{P}[x_n \leq x].\tag{8.2}$$

Combining Inequality (8.1) and Inequality (8.2), we have

$$\mathbb{P}[x \leq x - \epsilon] - \mathbb{P}[|\mathbf{x}_n - x| > \epsilon] \leq \mathbb{P}[x_n \leq x] \leq \mathbb{P}[x \leq x + \epsilon] + \mathbb{P}[|\mathbf{x}_n - x| > \epsilon].$$

Since we assume  $\mathbb{P}[|\mathbf{x}_n - x| > \epsilon] \xrightarrow{n \rightarrow \infty} 0$ . Then, when  $n \rightarrow \infty$ , we have

$$\mathbb{P}[x \leq x - \epsilon] \leq \mathbb{P}[x_n \leq x] \leq \mathbb{P}[x \leq x + \epsilon],$$

which yields (1).

For (2). we have

$$\begin{aligned}\mathbb{P}[|\mathbf{x}_n - c| > \epsilon] &= \mathbb{P}[x_n - c > \epsilon] + \mathbb{P}[x_n - c < -\epsilon] \\ &= \mathbb{P}[x_n > c + \epsilon] + \mathbb{P}[x_n < c - \epsilon] \\ &= 1 - \mathbb{P}[x_n \leq c + \epsilon] + \mathbb{P}[x_n < c - \epsilon] \\ &\leq 1 - \mathbb{P}[x_n \leq c + \epsilon] + \mathbb{P}[x_n \leq c - \epsilon] \\ &\xrightarrow{n \rightarrow \infty} 1 - F(c + \epsilon) + F(c - \epsilon).\end{aligned}$$

Since  $x_n \xrightarrow{d} c$ , we have  $F(c + \epsilon) = 1$  and  $F(c - \epsilon) = 0$  as  $c > c + \epsilon$  and  $c - \epsilon < c$ . Therefore,

$$\mathbb{P}[|\mathbf{x}_n - c| > \epsilon] \xrightarrow{n \rightarrow \infty} 0,$$

which completes the proof. ■

**Definition 8.3 (Joint Convergence)** Let  $\{\mathbf{x}_n\}$  be a sequence of random vectors of  $\mathbb{R}^p$ , and  $\mathbf{x}$  be a random vector of  $\mathbb{R}^p$ . Define the distribution function

$$F_{\mathbf{x}_n}(\mathbf{x}) = \mathbb{P}[\mathbf{x}_{n1} \leq \mathbf{x}_1, \mathbf{x}_{n2} \leq \mathbf{x}_2, \dots, \mathbf{x}_{np} \leq \mathbf{x}_p],$$

and

$$F_{\mathbf{x}}(\mathbf{x}) = \mathbb{P}[\mathbf{x}_1 \leq \mathbf{x}_1, \mathbf{x}_2 \leq \mathbf{x}_2, \dots, \mathbf{x}_p \leq \mathbf{x}_p],$$

for  $\mathbf{x} = [\mathbf{x}_1, \mathbf{x}_2, \dots, \mathbf{x}_p]^\top \in \mathbb{R}^p$ . Then we say  $\mathbf{x}_n$  converges in distribution to  $\mathbf{x}$  as  $n \rightarrow \infty$  if for every continuity point of  $F_{\mathbf{x}}$  we have

$$F_{\mathbf{x}_n} \xrightarrow{n \rightarrow \infty} F_{\mathbf{x}}(\mathbf{x}).$$

And denoted by  $\mathbf{x}_n \xrightarrow{d} \mathbf{x}$ .

When an estimator converges in probability to the true value as the sample size diverges, we say that the estimator is consistent. In mathematical language, we have the following definition.

**Definition 8.4 (Consistency)** An estimator  $\hat{\theta}_n$  of  $\theta$  constructed on the basis of a sample of size  $n$  is said to be consistent if  $\hat{\theta}_n \xrightarrow{p} \theta$  as  $n \rightarrow \infty$ .

Consistency a desirable property for an estimator. When the sample size is large enough, the estimator will be arbitrarily close to the true value with high probability. Moreover, the concentration of an estimator around the true parameter can always be bounded using the mean squared error.

**Lemma 8.2** Let  $\hat{\theta}$  be an estimator of  $\theta \in \mathbb{R}^p$  such that  $\text{Var}[\hat{\theta}_i] < \infty, \forall i \in \{1, 2, \dots, p\}$ . Then for all  $\epsilon > 0$ ,

$$\mathbb{P} \left[ \left\| \hat{\theta} - \theta \right\| \geq \epsilon \right] \leq \frac{\text{MSE}(\hat{\theta}, \theta)}{\epsilon^2}.$$

**Proof** [of Lemma 8.2] Let  $x = \left\| \hat{\theta} - \theta \right\|^2$ . Since  $\epsilon > 0$ , applying Markov's inequality (see Appendix A.4, p. 162) yields

$$\mathbb{P} \left[ \left\| \hat{\theta} - \theta \right\| \geq \epsilon \right] = \mathbb{P}[x \geq \epsilon^2] \leq \frac{\mathbb{E}[x]}{\epsilon^2} = \frac{\mathbb{E} \left[ \left\| \hat{\theta} - \theta \right\|^2 \right]}{\epsilon^2} = \frac{\text{MSE}(\hat{\theta}, \theta)}{\epsilon^2}.$$

This completes the proof. ■

Both biased and unbiased estimators can be consistent (an example can be found in Theorem 8.16). Regarding mean squared error (MSE), both biased and unbiased estimators can achieve an MSE approaching zero as the sample size becomes sufficiently large.

### Remark 8.3: Consistency

Notice that convergence of the MSE to zero implies consistency, while the converse is not true in general.

## 8.1.2 Asymptotic Theory\*

Five tools, along with their extensions, play a crucial role in asymptotic theory. These tools include the weak law of large numbers (WLLN), the central limit theorem (CLT), the continuous mapping theorem (CMT), Slutsky's theorem, and the Delta method.

**Theorem 8.4: ( $L^2$  Weak Law of Large Numbers (WLLN2))** Let  $x_1, x_2, \dots, x_n$  be i.i.d. random variables with  $E[x_i] = \mu < \infty$  and  $\text{Var}[x_i] = \sigma^2 < \infty$ . Let  $\bar{x}_n = \frac{1}{n} \sum_{i=1}^n x_i$ . Then, as  $n \rightarrow \infty$ ,

$$\bar{x}_n \xrightarrow{p} \mu.$$

**Remark 8.5:  $L^1$  Weak Law of Large Numbers (WLLN1)**

Actually, the same conclusion can be drawn under weaker assumptions. Let  $x_1, x_2, \dots, x_n$  be i.i.d. random variables with  $E[x_i] = \mu < \infty$ . It suffices to assume that  $E[|x_i|] < \infty$  rather than  $\text{Var}[x_i] < \infty$ . Then, as  $n \rightarrow \infty$ ,

$$\bar{x}_n \xrightarrow{p} \mu.$$

Similarly, this result can be extended to the multi-dimensional case. Let  $\mathbf{x}_1, \mathbf{x}_2, \dots, \mathbf{x}_n$  be i.i.d. random vectors with  $E[\mathbf{x}_i] = \boldsymbol{\mu} < \infty$  and  $E[||\mathbf{x}_i||] < \infty$ . Let  $\bar{\mathbf{x}}_n = \frac{1}{n} \sum_{i=1}^n \mathbf{x}_i$ . Then, as  $n \rightarrow \infty$ ,

$$\bar{\mathbf{x}}_n \xrightarrow{p} \boldsymbol{\mu}.$$

The key observation in WLLN lies in the scaling by  $\frac{1}{n}$ , which renders the variance as  $\sigma^2/n$  such that it converges to zero. Consequently, the mean converges to  $\mu$  (or  $\boldsymbol{\mu}$  in the multi-dimensional case).

**Theorem 8.6: (Central Limit Theorem (CLT))** Let  $x_1, x_2, \dots, x_n$  be i.i.d. random variables with  $E[x_i] = \mu < \infty$  and  $\text{Var}[x_i] = \sigma^2 < \infty$ . Let  $\bar{x}_n = \frac{1}{n} \sum_{i=1}^n x_i$ . Then, as  $n \rightarrow \infty$ ,

$$\sqrt{n}(\bar{x}_n - \mu) \xrightarrow{d} \mathcal{N}(0, \sigma^2).$$

Similarly, this result can be extended to the multi-dimensional case. Let  $\mathbf{x}_1, \mathbf{x}_2, \dots, \mathbf{x}_n$  be i.i.d. random vectors with  $E[\mathbf{x}_i] = \boldsymbol{\mu} < \infty$  and  $\text{Var}[\mathbf{x}_i] = \boldsymbol{\Sigma}$ . Let  $\bar{\mathbf{x}}_n = \frac{1}{n} \sum_{i=1}^n \mathbf{x}_i$ . Then, as  $n \rightarrow \infty$ ,

$$\sqrt{n}(\bar{\mathbf{x}}_n - \boldsymbol{\mu}) \xrightarrow{d} \mathcal{N}(\mathbf{0}, \boldsymbol{\Sigma}).$$

The CLT is stronger than the WLLN2 as  $\sqrt{n}(\bar{x}_n - \mu) \xrightarrow{d} \mathcal{N}(0, \sigma^2)$  implies  $\bar{x}_n \xrightarrow{p} \mu$  (since  $\bar{x}_n \xrightarrow{d} \mathcal{N}(\mu, \frac{1}{n}\sigma^2)$  in CLT). However,  $\bar{x}_n \xrightarrow{p} \mu$  does not provide any information about  $\sqrt{n}\bar{x}_n$ .

In addition to the common CLT, the following theorem represents a more general version of the central limit theorem that will be often useful.

**Theorem 8.7: (Weighted Sum Central Limit Theorem (WCLT))** Let  $\{x_n\}$  be a sequence of i.i.d. real random variables with  $E[x_i] = 0$  and  $\text{Var}[x_i] = 1$ . Let  $\{\eta_n\}$  be a sequence of real constants. If

$$\sup_{1 \leq i \leq n} \frac{\eta_i^2}{\sum_{j=1}^n \eta_j^2} \xrightarrow{n \rightarrow \infty} 0,$$

then

$$\frac{1}{\sqrt{\sum_{i=1}^n \eta_i^2}} \sum_{i=1}^n \eta_i x_i \xrightarrow{d} \mathcal{N}(0, 1).$$

**Theorem 8.8: (Continuous Mapping Theorem (CMT))** Given a sequence of random variables  $\{x_n\}$ . If  $x$  is a random variable such that  $\mathbb{P}[x \in \mathcal{A}] = 1$  and  $g : \mathbb{R} \rightarrow \mathbb{R}$  is continuous everywhere on  $\mathcal{A}$ , then,

$$\begin{aligned} x_n \xrightarrow{d} x &\implies g(x_n) \xrightarrow{d} g(x); \\ x_n \xrightarrow{p} x &\implies g(x_n) \xrightarrow{p} g(x). \end{aligned}$$

Similarly, the result can be extended to the multi-dimensional case. Given a sequence of random vectors  $\{\mathbf{x}_n\}$ . If  $\mathbf{x}$  is a random vector such that  $\mathbb{P}[\mathbf{x} \in \mathcal{A}] = 1$  and  $g : \mathbb{R}^p \rightarrow \mathbb{R}^k$  is continuous everywhere on  $\mathcal{A}$ , then,

$$\begin{aligned} \mathbf{x}_n \xrightarrow{d} \mathbf{x} &\implies g(\mathbf{x}_n) \xrightarrow{d} g(\mathbf{x}); \\ \mathbf{x}_n \xrightarrow{p} \mathbf{x} &\implies g(\mathbf{x}_n) \xrightarrow{p} g(\mathbf{x}). \end{aligned}$$

The CMT was proved by [Mann and Wald \(1943\)](#) and is sometimes referred to as the *Mann-Wald Theorem*. Note that the CMT allows the function  $g$  to be discontinuous but the probability of being at a discontinuity point is zero. For example, the function  $g(u) = \frac{1}{u}$  is discontinuous at  $u = 0$ . But if  $x_n \xrightarrow{d} x \sim \mathcal{N}(0, 1)$ , then  $\mathbb{P}[x = 0] = 0$  such that  $x_n^{-1} \xrightarrow{d} x^{-1}$ .

**Theorem 8.9: (Slutsky's Theorem)** Let  $x$  be a random variable and  $c \in \mathbb{R}$  be a constant. Suppose  $x_n \xrightarrow{d} x$  and  $y_n \xrightarrow{d} c$  (i.e.,  $y_n \xrightarrow{p} c$ ). Then, it follows that

$$\begin{aligned} x_n + y_n &\xrightarrow{d} x + c; \\ x_n y_n &\xrightarrow{d} cx; \\ y_n^{-1} x_n &\xrightarrow{d} c^{-1} x, \end{aligned}$$

when  $c \neq 0$ , as  $n \rightarrow \infty$ . (Note here,  $x_n$ ,  $y_n$ ,  $x$ , and  $c$  can be understood as vectors or matrices as long as the operations are compatible.)

#### Remark 8.10: Slutsky's Theorem

Note that one cannot replace the constant  $c$  with a non-degenerate random variable (or random vector, matrix) in Slutsky's theorem. For example, take  $x_n = -z + n^{-1}$  and  $y_n = z - n^{-1}$ , for  $z \sim \mathcal{N}(0, 1)$ . Then,  $x_n \xrightarrow{d} z$  (since  $-z \sim \mathcal{N}(0, 1)$ ),  $y_n \xrightarrow{p} z$ . But for all  $n$ , we have  $x_n + y_n = 0$ ; and thus,  $x_n + y_n$  fails to converge in distribution to  $2z$ .

An important application of Slutsky's theorem is illustrated below:

**Example 8.1.2** Suppose  $\mathbf{x}_n \xrightarrow{d} \mathcal{N}(\mathbf{0}, \Sigma)$  and  $\mathbf{y}_n \xrightarrow{p} \Sigma$ . Then  $\mathbf{y}_n^{-1/2} \mathbf{x}_n \xrightarrow{d} \Sigma^{-1/2} \mathcal{N}(\mathbf{0}, \Sigma) = \mathcal{N}(\mathbf{0}, \mathbf{I})$ .  $\square$

**Theorem 8.11: (General Version of Slutsky's Theorem)** Let  $\mathbf{x}$  be a random variable and  $c \in \mathbb{R}$  be a constant. Suppose  $\mathbf{x}_n \xrightarrow{d} \mathbf{x}$  and  $\mathbf{y}_n \xrightarrow{d} c$  (i.e.,  $\mathbf{y}_n \xrightarrow{p} c$ ). Let further that  $g : \mathbb{R} \times \mathbb{R} \rightarrow \mathbb{R}$  be a continuous function. Then, it follows that

$$g(\mathbf{x}_n, \mathbf{y}_n) \xrightarrow{d} g(\mathbf{x}, c)$$

as  $n \rightarrow \infty$ . (Note here,  $\mathbf{x}_n, \mathbf{y}_n, \mathbf{x}$ , and  $c$  can be understood as vectors or matrices as long as the operations are compatible.)

The Delta method is a direct consequence of Slutsky's theorem and CMP, and it allows us to transform CLT.

**Theorem 8.12: (The Delta Method)** Let  $z_n = a_n(\mathbf{x}_n - \theta) \xrightarrow{d} \mathbf{z}$ , where  $a_n, \theta \in \mathbb{R}$  for all  $n$  and  $a_n \uparrow \infty$ . Let  $g : \mathbb{R} \rightarrow \mathbb{R}$  be differentiable at  $\theta$ . Then,  $a_n(g(\mathbf{x}_n) - g(\theta)) \xrightarrow{d} g'(\theta)\mathbf{z}$ , provided that  $g'(\theta) \neq 0$ .

Then  $a_n$  in the theorem above is usually constructed to be  $\sqrt{n}$  such that  $\sqrt{n} \uparrow \infty$  as  $n \rightarrow \infty$ . The Delta method implies that, asymptotically, the randomness in a transformation of  $\mathbf{x}_n$  is completely controlled by that in  $\mathbf{x}_n$ .

**Theorem 8.13: (The Delta Method, Multi-dimensional Case)** Let  $\mathbf{z}_n = a_n(\mathbf{x}_n - \theta) \xrightarrow{d} \mathbf{z}$ , where  $a_n \in \mathbb{R}$ ,  $\theta \in \mathbb{R}^d$  for all  $n$  and  $a_n \uparrow \infty$ . Let  $g : \mathbb{R}^d \rightarrow \mathbb{R}^p$  be continuously differentiable at  $\theta$ . Then,

$$a_n(g(\mathbf{x}_n) - g(\theta)) \xrightarrow{d} J_g(\theta)\mathbf{z},$$

where  $J_g(\theta)$  is the  $p \times d$  Jacobian matrix of  $g$ ,

$$J_g(\theta) = \begin{bmatrix} \frac{\partial}{\partial x_1} g_1(\theta) & \frac{\partial}{\partial x_2} g_1(\theta) & \cdots & \frac{\partial}{\partial x_d} g_1(\theta) \\ \frac{\partial}{\partial x_1} g_2(\theta) & \frac{\partial}{\partial x_2} g_2(\theta) & \cdots & \frac{\partial}{\partial x_d} g_2(\theta) \\ \vdots & \vdots & \vdots & \vdots \\ \frac{\partial}{\partial x_1} g_p(\theta) & \frac{\partial}{\partial x_2} g_p(\theta) & \cdots & \frac{\partial}{\partial x_d} g_p(\theta) \end{bmatrix}.$$

**Proof** [of Theorem 8.13] By Taylor's expansion (Appendix A.5, p. 164) around  $\theta$ , we have

$$g(\mathbf{x}_n) = g(\theta) + J_g(\theta_n^*)(\mathbf{x}_n - \theta),$$

where  $\theta_n^*$  lies between  $\mathbf{x}_n$  and  $\theta$  such that

$$|\theta_n^* - \theta| < |\mathbf{x}_n - \theta| = |a_n^{-1}| \cdot |a_n(\mathbf{x}_n - \theta)| = |a_n^{-1}| \cdot |\mathbf{z}_n| \xrightarrow{p} \mathbf{0},$$

where the convergence is from the Slutsky's theorem. Therefore, we have  $\boldsymbol{\theta}_n^* \xrightarrow{p} \boldsymbol{\theta}$ . By applying CMT, we have  $J_g(\boldsymbol{\theta}_n^*) \xrightarrow{p} J_g(\boldsymbol{\theta})$ . Therefore,

$$\begin{aligned} \mathbf{z}_n &= a_n(g(\mathbf{x}_n) - g(\boldsymbol{\theta})) = a_n J_g(\boldsymbol{\theta}_n^*)(\mathbf{x}_n - \boldsymbol{\theta}) \\ &= J_g(\boldsymbol{\theta}_n^*) a_n(\mathbf{x}_n - \boldsymbol{\theta}) \xrightarrow{d} J_g(\boldsymbol{\theta}) \mathbf{z}, \end{aligned}$$

where the convergence is from the Slutsky's theorem. ■

**Example 8.1.3** Suppose  $x_1, x_2, \dots, x_n$  are i.i.d. random variables with mean  $\mu$  and variance  $\sigma^2 < \infty$ . Let  $\bar{x}_n = \frac{1}{n} \sum_{i=1}^n x_i$ . By CLT, we have

$$\sqrt{n}(\bar{x}_n - \mu) \xrightarrow{d} \mathcal{N}(0, \sigma^2).$$

Given a continuously differentiable function  $g(\cdot)$ , the Delta method implies that

$$\sqrt{n}(g(\bar{x}_n) - g(\mu)) \xrightarrow{d} \mathcal{N}(0, \sigma^2 (g'(\mu))^2).$$

Suppose further that  $\{y_n\}$  is a sequence of random variables such that  $y_n \xrightarrow{p} \sigma$ . Then, by Slutsky's theorem, we obtain

$$\sqrt{n} \left( \frac{g(\bar{x}_n) - g(\mu)}{y_n} \right) \xrightarrow{d} \mathcal{N}(0, (g'(\mu))^2).$$

□

Apart from the five basic weapons, the following Cramér-Wold Device is also very useful.

**Theorem 8.14: (Cramér-Wold Device)** Let  $\{\mathbf{x}_n\}$  be a sequence of random vectors in  $\mathbb{R}^d$ , and  $\mathbf{x}$  be a random vector in  $\mathbb{R}^d$ . Then,

$$\mathbf{x}_n \xrightarrow{d} \mathbf{x} \quad \text{if and only if} \quad \mathbf{u}^\top \mathbf{x}_n \xrightarrow{d} \mathbf{u}^\top \mathbf{x}, \forall \mathbf{u} \in \mathbb{R}^d.$$

## 8.2. Assumptions Restated\*

For large sample asymptotic results of least squares estimators, we restate the assumptions as follows:

OLS.0 (random sampling):  $(y_i, \mathbf{x}_i)$ ,  $i = 1, 2, \dots, n$  are i.i.d.

OLS.1 (full rank):  $\text{rank}(\mathbf{X}) = p$ .

OLS.1.2  $\text{rank}(E[\mathbf{x}\mathbf{x}^\top]) = p$ .

OLS.2 (first moment):  $E[y | \mathbf{x}] = \mathbf{x}^\top \boldsymbol{\beta}$ , i.e.,  $y = \mathbf{x}^\top \boldsymbol{\beta} + \epsilon$  and  $E[\epsilon | \mathbf{x}] = 0$ .

OLS.2.2  $y = \mathbf{x}^\top \boldsymbol{\beta} + \epsilon$  with  $E[\epsilon \mathbf{x}] = \mathbf{0}$ .

OLS.3 (second moment):  $E[\epsilon_i^2] < \infty$ , where  $\epsilon_i$  is the noise associated with input  $\mathbf{x}_i$

OLS.3.2 (homoskedasticity):  $E[\epsilon_i^2 | \mathbf{x}_i] = \sigma^2$ .

OLS.4 (normality):  $p(\epsilon | \mathbf{x}) \sim \mathcal{N}(0, \sigma^2)$ .

Assumption OLS.2 is equivalent to stating  $\mathbf{y} = \mathbf{x}^\top \boldsymbol{\beta} + \epsilon$  (linear in parameters) and  $E[\epsilon | \mathbf{x}] = 0$  (zero conditional mean). And Assumption OLS.2 is stronger than Assumption OLS2.2. Moreover, Assumption OLS.3.2 is stronger than Assumption OLS.3 since OLS3.2 implies the independence between  $\epsilon_i$  and  $\mathbf{x}_i$ . The linear model under Assumption OLS.3.2 is called the *homoskedastic linear regression model*. In most of our discussions in the previous sections, we assume OLS.0, OLS.1, OLS.2, OLS.3.2, OLS.4. That is

$$\begin{aligned} \mathbf{y} &= \mathbf{x}^\top \boldsymbol{\beta} + \epsilon, \\ E[\epsilon | \mathbf{x}] &= 0, \\ E[\epsilon^2 | \mathbf{x}] &= \sigma^2, \\ p(\epsilon | \mathbf{x}) &\sim \mathcal{N}(0, \sigma^2) \end{aligned}$$

However, if  $E[\epsilon^2 | \mathbf{x}] = \sigma^2(\mathbf{x})$ , i.e., the noise variance depends on  $\mathbf{x}$ , we say  $\epsilon$  is *heteroskedastic*.

### 8.3. Asymptotics for the OLS Estimator\*

#### 8.3.1 Consistency\*

**Theorem 8.15: (Consistency of OLS Estimator)** Let  $\{\mathbf{X}_m\}$  be a sequence of  $n \times p$  design matrices, and  $\{\boldsymbol{\epsilon}_m\}$  be a sequence of  $n \times 1$  vectors. For each element, let  $\mathbf{y}_m = \mathbf{X}_m \boldsymbol{\beta} + \boldsymbol{\epsilon}_m$ , and the OLS estimator is obtained by  $\hat{\boldsymbol{\beta}}_m = (\mathbf{X}_m^\top \mathbf{X}_m)^{-1} \mathbf{X}_m^\top \mathbf{y}_m$ . Suppose the model has the following assumptions:

- (i) OLS.0 (random sampling):  $(y_i, \mathbf{x}_i)$ ,  $i = 1, 2, \dots, n$  are i.i.d.
- (ii) OLS.1.2 (full rank):  $\text{rank}(E[\mathbf{x}\mathbf{x}^\top]) = p$ .
- (iii) OLS.2.2:  $\mathbf{y} = \mathbf{x}^\top \boldsymbol{\beta} + \epsilon$  with  $E[\epsilon \mathbf{x}] = \mathbf{0}$ .
- (iv) OLS.3 (second moment):  $E[\epsilon_i^2] < \infty$ , where  $\epsilon_i$  is the noise associated with input  $\mathbf{x}_i$ .

Then the least squares estimator satisfies  $\hat{\boldsymbol{\beta}}_m \xrightarrow{p} \boldsymbol{\beta}$ , i.e.,  $\hat{\boldsymbol{\beta}}_m$  is consistent.

The assumptions OLS2.2 and OLS.3 in this context appear less stringent compared to those employed in earlier sections for obtaining the estimator  $\hat{\boldsymbol{\beta}}$ . A stronger assumption by OLS.2 and OLS.3.2 can yield the same result.

**Proof** [of Theorem 8.15] Express the OLS estimator as

$$\begin{aligned} \hat{\boldsymbol{\beta}}_m &= (\mathbf{X}_m^\top \mathbf{X}_m)^{-1} \mathbf{X}_m^\top \mathbf{y}_m = (\mathbf{X}_m^\top \mathbf{X}_m)^{-1} \mathbf{X}_m^\top (\mathbf{X}_m \boldsymbol{\beta} + \boldsymbol{\epsilon}_m) \\ &= \boldsymbol{\beta} + (\mathbf{X}_m^\top \mathbf{X}_m)^{-1} \mathbf{X}_m^\top \boldsymbol{\epsilon}_m. \end{aligned}$$

Then, it is sufficient to show the consistency by proving  $(\mathbf{X}_m^\top \mathbf{X}_m)^{-1} \mathbf{X}_m^\top \boldsymbol{\epsilon}_m \xrightarrow{p} \mathbf{0}$ .

For  $\mathbf{X}_m^\top \mathbf{X}_m$ , since  $\mathbf{x}_i$ 's are i.i.d. (OLS.0),  $\mathbf{X}_m^\top \mathbf{X}_m = \frac{1}{n} \sum_{i=1}^n \mathbf{x}_i \mathbf{x}_i^\top \xrightarrow{p} E[\mathbf{x}_i \mathbf{x}_i^\top]$  as  $E[\|\mathbf{x}_i\|^2] \leq \infty$  implied in OLS.1.2 and by applying WLLN1. This implies  $(\mathbf{X}_m^\top \mathbf{X}_m)^{-1} \xrightarrow{p} E[\mathbf{x}_i \mathbf{x}_i^\top]^{-1}$ .

For  $\mathbf{X}_m^\top \boldsymbol{\epsilon}_m$ , similarly, since  $\mathbf{x}_i$ 's are i.i.d. (OLS.0), we have  $\mathbf{X}_m^\top \boldsymbol{\epsilon}_m = \frac{1}{n} \sum_{i=1}^n \epsilon_i \mathbf{x}_i \xrightarrow{p} E[\epsilon_i \mathbf{x}_i]$  by applying WLLN1 if we have  $E[\|\epsilon \mathbf{x}\|] < \infty$ . To see why  $E[\|\epsilon \mathbf{x}\|] < \infty$ , we have

$$E[\|\epsilon \mathbf{x}\|] \leq E[\|\mathbf{x}\|^2]^{1/2} E[|\epsilon|^2]^{1/2} < \infty,$$



by Cauchy-Schwarz inequality (see Appendix A.4, p. 162), and which is finite by Assumption OLS1.2 and OLS.3. Then,  $(\mathbf{X}_m^\top \mathbf{X}_m)^{-1} \mathbf{X}_m^\top \boldsymbol{\epsilon}_m$  can be expressed as

$$\begin{aligned} (\mathbf{X}_m^\top \mathbf{X}_m)^{-1} \mathbf{X}_m^\top \boldsymbol{\epsilon}_m &= \left( \sum_{i=1}^n \mathbf{x}_i \mathbf{x}_i^\top \right)^{-1} \left( \frac{1}{n} \sum_{i=1}^n \epsilon_i \mathbf{x}_i \right) \\ &\xrightarrow{p} \mathbb{E}[\mathbf{x}_i \mathbf{x}_i^\top]^{-1} \mathbf{0} = \mathbf{0}, \end{aligned}$$

by applying Slutsky's theorem. ■

**Theorem 8.16: (Consistency of Noise Estimators)** Let  $\{\mathbf{X}_m\}$  be a sequence of  $n \times p$  design matrices, and  $\{\boldsymbol{\epsilon}_m\}$  be a sequence of  $n \times 1$  vectors. For each element, let  $\mathbf{y}_m = \mathbf{X}_m \boldsymbol{\beta} + \boldsymbol{\epsilon}_m$ , and the maximum likelihood estimator of noise variance is obtained by

$$\hat{\sigma}_m^2 = \frac{1}{n} \mathbf{e}_m^\top \mathbf{e}_m = \frac{1}{n} (\mathbf{y}_m - \mathbf{X}_m \hat{\boldsymbol{\beta}}_m)^\top (\mathbf{y}_m - \mathbf{X}_m \hat{\boldsymbol{\beta}}_m), \quad (\text{Lemma 3.1, p. 68})$$

and the unbiased estimator is given by

$$S_m^2 = \frac{1}{n-p} \mathbf{e}_m^\top \mathbf{e}_m = \frac{1}{n-p} (\mathbf{y}_m - \mathbf{X}_m \hat{\boldsymbol{\beta}}_m)^\top (\mathbf{y}_m - \mathbf{X}_m \hat{\boldsymbol{\beta}}_m). \quad (\text{Theorem 4.4, p. 81})$$

Suppose the linear model follows the same assumptions of Theorem 8.15 and

(v). OLS.3.2 (homoskedasticity):  $\mathbb{E}[\epsilon_i^2 | \mathbf{x}_i] = \sigma^2$ .

Then the noise variance estimators satisfy  $\hat{\sigma}_m^2 \xrightarrow{p} \sigma^2$  and  $S_m^2 \xrightarrow{p} \sigma^2$ , i.e.,  $\hat{\sigma}_m^2$  and  $S_m^2$  are consistent estimators.

**Proof** [of Theorem 8.16] We realize that

$$\mathbf{e}_m = \mathbf{y}_m - \mathbf{X}_m \hat{\boldsymbol{\beta}}_m = (\boldsymbol{\epsilon}_m + \mathbf{X}_m \boldsymbol{\beta}) - \mathbf{X}_m \hat{\boldsymbol{\beta}}_m = \boldsymbol{\epsilon}_m + \mathbf{X}_m (\boldsymbol{\beta} - \hat{\boldsymbol{\beta}}_m).$$

Thus, it follows that

$$\begin{aligned} \hat{\sigma}_m^2 &= \frac{1}{n} \mathbf{e}_m^\top \mathbf{e}_m \\ &= \frac{1}{n} \left\{ \boldsymbol{\epsilon}_m^\top \boldsymbol{\epsilon}_m + 2 \boldsymbol{\epsilon}_m^\top \mathbf{X}_m (\boldsymbol{\beta} - \hat{\boldsymbol{\beta}}_m) + (\boldsymbol{\beta} - \hat{\boldsymbol{\beta}}_m)^\top \mathbf{X}_m^\top \mathbf{X}_m (\boldsymbol{\beta} - \hat{\boldsymbol{\beta}}_m) \right\} \\ &= \frac{1}{n} \sum_{i=1}^n \epsilon_i^2 + 2 \left( \frac{1}{n} \sum_{i=1}^n \epsilon_i \mathbf{x}_i^\top \right) (\boldsymbol{\beta} - \hat{\boldsymbol{\beta}}_m) + (\boldsymbol{\beta} - \hat{\boldsymbol{\beta}}_m)^\top \left( \frac{1}{n} \sum_{i=1}^n \mathbf{x}_i \mathbf{x}_i^\top \right) (\boldsymbol{\beta} - \hat{\boldsymbol{\beta}}_m) \\ &\xrightarrow{p} \sigma^2, \end{aligned}$$

by applying the WLLN1, Theorem 8.15, and the Slutsky's theorem.

For  $S_m^2$ , it follows that

$$S_m^2 = \frac{n}{n-p} \hat{\sigma}_m^2 \xrightarrow{p} \sigma^2$$

by the Slutsky's theorem. ■

From the theorem above, we find two different estimators can be both consistent. That is, when sample size  $n$  is large enough,  $\hat{\sigma}_m^2$  and  $S_m^2$  will be close. As mentioned earlier, both biased and unbiased estimators can exhibit consistency. The theorem underscores that both the biased estimator  $\hat{\sigma}_m^2$  and the unbiased estimator  $S_m^2$  demonstrate consistency.

### 8.3.2 Asymptotic Normality under Noise Moment Assumption\*

To study the approximate sampling distribution of OLS under the moment assumption, we impose the following additional assumption:

$$\text{Assumption OLS.5: } \max_{1 \leq i \leq n} \{ \mathbf{x}_i^\top (\mathbf{X}_m^\top \mathbf{X}_m)^{-1} \mathbf{x}_i \} \xrightarrow{n \rightarrow \infty} 0.$$

Under the moment assumption, we only assume  $E[\boldsymbol{\epsilon}] = \mathbf{0}$  and  $\text{Cov}[\boldsymbol{\epsilon}] = \sigma^2 \mathbf{I}$  instead of  $\boldsymbol{\epsilon} \sim \mathcal{N}(\mathbf{0}, \sigma^2 \mathbf{I})$ . We proved that the OLS estimator of  $\boldsymbol{\beta}$  is unbiased such that  $E[\hat{\boldsymbol{\beta}}] = \boldsymbol{\beta}$  and  $E[\mathbf{e}] = \mathbf{0}$  in Section 4.2 (p. 75), and the sampling distribution of  $\hat{\boldsymbol{\beta}}$  is  $\hat{\boldsymbol{\beta}} \sim \mathcal{N}(\boldsymbol{\beta}, \sigma^2 (\mathbf{X}^\top \mathbf{X})^{-1})$  in Lemma 4.2 (p. 76) if we assume further that the noise is from a Gaussian distribution:  $\boldsymbol{\epsilon} \sim \mathcal{N}(\mathbf{0}, \sigma^2 \mathbf{I})$ . But what can we say about the sampling distribution of  $\hat{\boldsymbol{\beta}}$  when  $\boldsymbol{\epsilon}$  is not from Gaussian?

We prove that, subject to specific conditions (OLS.5), we can approximate the sampling distribution of the ordinary least squares estimator under the moment assumption.

**Lemma 8.17: (Large Sample Distribution of  $\hat{\boldsymbol{\beta}}_m$ )** Let  $\{\mathbf{X}_m\}$  be a sequence of  $n \times p$  design matrices, and  $\{\boldsymbol{\epsilon}_m\}$  be a sequence of  $n \times 1$  vectors. For each element, let  $\mathbf{y}_m = \mathbf{X}_m \boldsymbol{\beta} + \boldsymbol{\epsilon}_m$ . If

- (i) OLS.0 (random sampling):  $(y_i, \mathbf{x}_i)$ ,  $i = 1, 2, \dots, n$  are i.i.d.
- (ii) OLS.1.2:  $\mathbf{X}_m$  has full rank  $p$  for all  $m \geq 1$ .
- (iii) OLS.2 and OLS.3, the moment assumption:  $E[\boldsymbol{\epsilon}_m] = \mathbf{0}$  and  $\text{Cov}[\boldsymbol{\epsilon}_m] = \sigma^2 \mathbf{I}_m$  for all  $m \geq 1$ . That is, for each  $i$ -th element  $\epsilon_{mi}$ , we have  $E[\epsilon_{mi}] = 0$  and  $\text{Var}[\epsilon_{mi}] = \sigma^2$ .
- (iv) OLS.5:  $\max_{1 \leq i \leq n} \{ \mathbf{x}_i^\top (\mathbf{X}_m^\top \mathbf{X}_m)^{-1} \mathbf{x}_i \} \xrightarrow{n \rightarrow \infty} 0$ .

Then the ordinary least squares estimator  $\hat{\boldsymbol{\beta}}_m = (\mathbf{X}_m^\top \mathbf{X}_m)^{-1} \mathbf{X}_m^\top \mathbf{y}_m$  satisfies

$$(\mathbf{X}_m^\top \mathbf{X}_m)^{1/2} (\hat{\boldsymbol{\beta}}_m - \boldsymbol{\beta}) \xrightarrow{d} \mathcal{N}(\mathbf{0}, \sigma^2 \mathbf{I}_p),$$

where  $\mathbf{I}_p$  is a  $p \times p$  identity matrix.

**Proof** [of Lemma 8.17] Recall that  $\hat{\boldsymbol{\beta}}_m = (\mathbf{X}_m^\top \mathbf{X}_m)^{-1} \mathbf{X}_m^\top (\mathbf{X}_m \boldsymbol{\beta} + \boldsymbol{\epsilon}_m)$ . Then, we have  $(\mathbf{X}_m^\top \mathbf{X}_m)^{1/2} (\hat{\boldsymbol{\beta}}_m - \boldsymbol{\beta}) = (\mathbf{X}_m^\top \mathbf{X}_m)^{-1/2} \mathbf{X}_m^\top \boldsymbol{\epsilon}_m$ . Let  $\mathbf{u}$  be a unit-length vector and  $\boldsymbol{\eta}_m \in \mathbb{R}^n$  such that

$$\begin{aligned} \boldsymbol{\eta}_m &= [\eta_{m1}, \eta_{m2}, \dots, \eta_{mn}]^\top \\ &= [\mathbf{u}^\top (\mathbf{X}_m^\top \mathbf{X}_m)^{-1/2} \mathbf{x}_1, \dots, \mathbf{u}^\top (\mathbf{X}_m^\top \mathbf{X}_m)^{-1/2} \mathbf{x}_n]^\top \\ &= \mathbf{X}_m (\mathbf{X}_m^\top \mathbf{X}_m)^{-1/2} \mathbf{u}, \end{aligned}$$

where  $\mathbf{x}_i$  is the  $i$ -th row of  $\mathbf{X}_m$  for  $i \in \{1, 2, \dots, n\}$ . Then, we have

$$\boldsymbol{\eta}_m^\top \boldsymbol{\eta}_m = \mathbf{u}^\top (\mathbf{X}_m^\top \mathbf{X}_m)^{-1/2} (\mathbf{X}_m^\top \mathbf{X}_m) (\mathbf{X}_m^\top \mathbf{X}_m)^{-1/2} \mathbf{u} = 1.$$

That is,  $\boldsymbol{\eta}_m$  is a unit-length random vector. Moreover, according to Schwarz matrix inequality (see Appendix A.4, p. 162), we have

$$\eta_{mi}^2 \leq \|\mathbf{u}\|^2 \left\| (\mathbf{X}_m^\top \mathbf{X}_m)^{-1/2} \mathbf{x}_i \right\|^2 = \mathbf{x}_i^\top (\mathbf{X}_m^\top \mathbf{X}_m)^{-1} \mathbf{x}_i.$$

Therefore,

$$\max_{1 \leq i \leq n} \frac{\eta_{mi}^2}{\sum_{j=1}^j \eta_{mj}^2} = \max_{1 \leq i \leq n} \frac{\eta_{mi}^2}{\boldsymbol{\eta}_m^\top \boldsymbol{\eta}_m} \leq \max_{1 \leq i \leq n} \mathbf{x}_i^\top (\mathbf{X}_m^\top \mathbf{X}_m)^{-1} \mathbf{x}_i \xrightarrow{n \rightarrow \infty} 0.$$

Thus, by weighted sum central limit theorem in Theorem 8.7, it follows that

$$\sum_{i=1}^n \eta_{mi} \epsilon_{mi} = \boldsymbol{\eta}_m^\top \boldsymbol{\epsilon}_m \xrightarrow{d} \mathcal{N}(0, \sigma^2).$$

That is,

$$\mathbf{u}^\top (\mathbf{X}_m^\top \mathbf{X}_m)^{-1/2} \mathbf{X}_m^\top \boldsymbol{\epsilon}_m \xrightarrow{d} \mathcal{N}(0, \sigma^2)$$

Since we assume  $\mathbf{u}$  is a unit-length vector, then if  $\mathbf{y} \sim \mathcal{N}(\mathbf{0}, \sigma^2 \mathbf{I})$ , we have  $\mathbf{u}^\top \mathbf{y} \sim \mathcal{N}(0, \sigma^2)$ . By Cramér-Wold device (see Theorem 8.14), this implies that

$$(\mathbf{X}_m^\top \mathbf{X}_m)^{-1/2} \mathbf{X}_m^\top \boldsymbol{\epsilon}_m \xrightarrow{d} \mathcal{N}(\mathbf{0}, \sigma^2 \mathbf{I}).$$

We complete the proof. ■

This convergence result can be interpreted as for  $n$  large enough, by the affine transformation of multivariate normal distribution, we have

$$\hat{\boldsymbol{\beta}}_m \xrightarrow{d} \mathcal{N}(\boldsymbol{\beta}, \sigma^2 (\mathbf{X}_m^\top \mathbf{X}_m)^{-1})$$

and

$$\hat{\mathbf{y}}_m = \mathbf{X}_m \hat{\boldsymbol{\beta}}_m \xrightarrow{d} \mathcal{N}(\mathbf{X}_m \boldsymbol{\beta}, \sigma^2 \mathbf{X}_m (\mathbf{X}_m^\top \mathbf{X}_m)^{-1} \mathbf{X}_m^\top) = \mathcal{N}(\mathbf{X}_m \boldsymbol{\beta}, \sigma^2 \mathbf{H}_m).$$

### 8.3.3 Asymptotic Normality under Higher Moment Assumption\*

To further study the approximate sampling distribution of OLS under the moment assumption, we impose the following additional assumption:

$$\text{Assumption OLS.6 } E[\epsilon^4] < \infty \text{ and } E[\|\mathbf{x}\|^4] < \infty.$$

**Theorem 8.18: (Large Sample Distribution of  $\hat{\boldsymbol{\beta}}_m$ )** Let  $\{\mathbf{X}_m\}$  be a sequence of  $n \times p$  design matrices, and  $\{\boldsymbol{\epsilon}_m\}$  be a sequence of  $n \times 1$  vectors. For each element, let  $\mathbf{y}_m = \mathbf{X}_m \boldsymbol{\beta} + \boldsymbol{\epsilon}_m$ . Suppose the model has the following assumptions:

- (i) OLS.0 (random sampling):  $(y_i, \mathbf{x}_i)$ ,  $i = 1, 2, \dots, n$  are i.i.d.
- (ii) OLS.1.2 (full rank):  $\text{rank}(E[\mathbf{x}\mathbf{x}^\top]) = p$ .
- (iii) OLS.2.2:  $\mathbf{y} = \mathbf{x}^\top \boldsymbol{\beta} + \epsilon$  with  $E[\epsilon \mathbf{x}] = \mathbf{0}$ .
- (iv) OLS.3 (second moment):  $E[\epsilon_i^2] < \infty$ , where  $\epsilon_i$  is the noise associated with input  $\mathbf{x}_i$ .
- (v) OLS.6:  $E[\epsilon^4] < \infty$  and  $E[\|\mathbf{x}\|^4] < \infty$ .

Then, the ordinary least squares estimator  $\hat{\beta}_m = (\mathbf{X}_m^\top \mathbf{X}_m)^{-1} \mathbf{X}_m^\top \mathbf{y}_m$  satisfies

$$\sqrt{n}(\hat{\beta}_m - \beta) \xrightarrow{d} \mathcal{N}(\mathbf{0}, \mathbf{V}),$$

where  $\mathbf{V} = \mathbf{A}^{-1} \mathbf{\Omega} \mathbf{A}^{-1}$  with  $\mathbf{A} = \mathbb{E}[\mathbf{x}\mathbf{x}^\top]$  and  $\mathbf{\Omega} = \mathbb{E}[\epsilon^2 \mathbf{x}\mathbf{x}^\top]$ .

**Proof** [of Theorem 8.18] Following from Theorem 8.15, we have

$$\sqrt{n}(\hat{\beta}_m - \beta) = \sqrt{n}(\mathbf{X}_m^\top \mathbf{X}_m)^{-1} \mathbf{X}_m^\top \boldsymbol{\epsilon}_m = \left( \frac{1}{n} \sum_{i=1}^n \mathbf{x}_i \mathbf{x}_i^\top \right)^{-1} \left( \frac{1}{\sqrt{n}} \sum_{i=1}^n \epsilon_i \mathbf{x}_i \right).$$

By applying Cauchy-Schwarz inequality, we have

$$\mathbb{E} \left[ \left\| \mathbf{x}_i \mathbf{x}_i^\top \epsilon_i^2 \right\| \right] \leq \mathbb{E} \left[ \left\| \mathbf{x}_i \mathbf{x}_i^\top \right\|^2 \right]^{1/2} \mathbb{E} [\epsilon_i^4]^{1/2} \leq \mathbb{E} [\|\mathbf{x}_i\|^4]^{1/2} \mathbb{E} [\epsilon_i^4]^{1/2} < \infty,$$

where the second inequality is from the Schwarz matrix inequality (see Appendix A.4, p. 162), and the last inequality is from Assumption OLS.6. Therefore, according to the CLT and OLS.2.2, we have

$$\frac{1}{\sqrt{n}} \sum_{i=1}^n \epsilon_i \mathbf{x}_i = \sqrt{n} \left( \frac{1}{n} \sum_{i=1}^n \epsilon_i \mathbf{x}_i - \mathbf{0} \right) \xrightarrow{d} \mathcal{N}(\mathbf{0}, \mathbf{\Omega}).$$

Again, we have  $\frac{1}{n} \sum_{i=1}^n \mathbf{x}_i \mathbf{x}_i^\top \xrightarrow{p} \mathbf{A}$ . Thus,

$$\sqrt{n}(\hat{\beta}_m - \beta) \xrightarrow{d} \mathbf{A}^{-1} \mathcal{N}(\mathbf{0}, \mathbf{\Omega}) = \mathcal{N}(\mathbf{0}, \mathbf{V})$$

by Slutsky's theorem and  $\mathbf{A}$  is symmetric. ■

Compared to Theorem 8.17 (which is *homoskedastic*), we have a similar result in the Theorem 8.18 above (which is *heteroskedastic*). However, in Theorem 8.18, we do not assume the moment assumption on the noise:  $\mathbb{E}[\epsilon_m] = \mathbf{0}$  and  $\text{Cov}[\epsilon_m] = \sigma^2 \mathbf{I}_n$ . This results in the difference between the covariance matrices of  $\hat{\beta}_m$  in the two theorems.

In the homoskedastic model,  $\mathbf{V}$  reduces to  $\mathbf{V}_0 = \sigma^2 \mathbf{A}^{-1}$ , which is the same as that in Theorem 8.17. <sup>1</sup> But the result in Theorem 8.18 is more general.

## Chapter 8 Problems

1. Given the central limit theorem, prove the validity of the weighted sum central limit theorem.
2. Suppose  $\mathbf{x}_n \xrightarrow{d} \mathcal{N}(\mathbf{0}, \mathbf{\Sigma})$  and  $\mathbf{Y}_n \xrightarrow{p} \mathbf{\Sigma}$  with  $\mathbf{x}_n \in \mathbb{R}^k$ ,  $\mathbf{Y}_n \in \mathbb{R}^{k \times k}$ , show that  $\mathbf{x}_n^\top \mathbf{Y}_n^{-1} \mathbf{x}_n \xrightarrow{d} \chi_{(k)}^2$ .

<sup>1</sup>  $\mathbf{V}_0 = \sigma^2 \mathbf{A}^{-1}$  is known as the *homoskedastic covariance matrix*.



---

---

# CHAPTER 9

---

## THE BAYESIAN APPROACH


### Contents

---

<b>9.1</b>	<b>The Bayesian Approach . . . . .</b>	<b>127</b>
<b>9.2</b>	<b>An Appetizer: Beta-Bernoulli Model . . . . .</b>	<b>128</b>
<b>9.3</b>	<b>Bayesian Linear Model: Zero-Mean Prior . . . . .</b>	<b>130</b>
9.3.1	Zeller's $g$ -Prior and Variable Transformation . . . . .	132
<b>9.4</b>	<b>Bayesian Linear Model: Semi-Conjugate Prior Distribution . .</b>	<b>133</b>
9.4.1	Gibbs Sampling with Two Variables . . . . .	135
9.4.2	Zeller's $g$ -Prior . . . . .	136
9.4.3	Bayesian Variable Selection . . . . .	137
<b>9.5</b>	<b>Bayesian Linear Model: Full Conjugate Prior . . . . .</b>	<b>140</b>
	<b>Chapter 9 Problems . . . . .</b>	<b>142</b>

---

## 9.1. The Bayesian Approach

 In modern statistics, Bayesian approaches have become increasingly more important and widely used. Thomas Bayes came up with this idea but died before publishing it. Fortunately, his friend Richard Price carried on his work and published the work in 1764. In this section, we describe the basic ideas of the Bayesian approach, employing the *Beta-Bernoulli model* as an appetizer to illustrate the advantages of Bayesian models. Moreover, we present powerful Bayesian techniques for linear models and their connection to ordinary least squares.

Let  $\mathcal{X} = \mathcal{X}(\mathbf{x}_{1:n}) = \{\mathbf{x}_1, \mathbf{x}_2, \dots, \mathbf{x}_n\}$  be the observations of  $n$  data points, and suppose they are independent and identically distributed, with the probability parameterized by  $\beta$ . Note that the parameters  $\beta$  might contain hidden variables; for example, the latent variables in a mixture model to indicate which cluster a data point belongs to (Lu, 2021).

The idea of the Bayesian approach involves assuming a *prior* probability distribution over  $\beta$  with hyper-parameters  $\alpha$  (i.e.,  $p(\beta | \alpha)$ )—a distribution representing the plausibility of each possible value of  $\beta$  before observing the data. Consequently, to make inferences about  $\beta$ , we simply consider the conditional distribution of  $\beta$  given the observed data. This is referred to as the *posterior* distribution, since it represents the plausibility of each possible value of  $\beta$  after seeing the data. Mathematically, this is expressed via the Bayes' theorem,

$$p(\beta | \mathcal{X}, \alpha) = \frac{p(\mathcal{X} | \beta)p(\beta | \alpha)}{p(\mathcal{X} | \alpha)} = \frac{p(\mathcal{X} | \beta)p(\beta | \alpha)}{\int_{\beta} p(\mathcal{X}, \beta | \alpha)} = \frac{p(\mathcal{X} | \beta)p(\beta | \alpha)}{\int_{\beta} p(\mathcal{X} | \beta)p(\beta | \alpha)} \propto p(\mathcal{X} | \beta)p(\beta | \alpha), \quad (9.1)$$

where  $\mathcal{X}$  is the observed data set, and  $f(x) \propto g(x)$  means  $f$  is proportional to  $g$ . In other words, we say the posterior is proportional to the product of the likelihood and the prior:

$$\text{posterior} = \frac{\text{likelihood} \times \text{prior}}{\text{marginal likelihood}} \propto \text{likelihood} \times \text{prior},$$

which computes a distribution over the unknown parameters, allowing for the quantification of uncertainties.

Moreover, though we will not use any hierarchical models in this book, Bayesian modeling is often more flexible, allowing for the specification of complex hierarchical models. This flexibility is advantageous in cases where the underlying data-generating process is intricate.

In a nutshell, the Bayesian approach entails assuming a prior distribution for any unknowns ( $\beta$  in our case) and subsequently applying probability rules to address specific questions of interest. For example, when we find the parameter based on the maximum posterior probability of  $\beta$ , we turn to the maximum a posteriori (MAP) estimator.

**Definition 9.1 (Maximum a Posterior Estimator)** *Maximum a posteriori (MAP) estimate is the parameter value that maximizes the posterior distribution. The MAP estimate balances information from the prior distribution with information from the likeli-*

hood. The influence of the prior is stronger when the likelihood provides less information, and vice versa.

## 9.2. An Appetizer: Beta-Bernoulli Model

We formally present a Beta-Bernoulli model to show how the Bayesian approach works. The Bernoulli distribution models binary outcomes, i.e., outputting two possible values (conventionally denoted as 0 and 1). The likelihood under this model is just the probability mass function of the Bernoulli distribution:

$$\text{Bern}(x \mid \theta) = p(x \mid \theta) = \theta^x(1 - \theta)^{1-x} \mathbf{1}(x \in \{0, 1\}).$$

That is,

$$\text{Bern}(x \mid \theta) = p(x \mid \theta) = \begin{cases} 1 - \theta, & \text{if } x = 0; \\ \theta, & \text{if } x = 1, \end{cases}$$

where  $\theta$  is the probability of outputting 1 and  $1 - \theta$  is the probability of outputting 0. The mean of the Bernoulli distribution is  $\theta$ . Suppose  $\mathcal{X} = \{x_1, x_2, \dots, x_n\}$  are drawn i.i.d. from  $\text{Bern}(x \mid \theta)$ . Then, the likelihood under the Bernoulli distribution is given by:

$$\text{likelihood} = p(\mathcal{X} \mid \theta) = \theta^{\sum x_i} (1 - \theta)^{n - \sum x_i},$$

which is a distribution on  $\mathcal{X}$  and is called the *likelihood function* on  $\mathcal{X}$ .

The prior distribution within this model follows the probability density function of the Beta distribution:

$$\text{prior} = \text{Beta}(\theta \mid a, b) = p(\theta \mid a, b) = \frac{1}{B(a, b)} \theta^{a-1} (1 - \theta)^{b-1} \mathbf{1}(0 \leq \theta \leq 1),$$

where  $B(a, b)$  represents the *Euler's beta function*, serving as a normalization term. And  $\mathbf{1}(a \leq x \leq b)$  is a step function that has a value of 1 when  $a \leq x \leq b$  and 0 otherwise (when  $x < a$  or  $a > b$ ). Figure 1.8 (p. 22) compares different parameters for the Beta distribution. Specifically, when  $a = b = 1$ , the Beta distribution reduces to a *uniform distribution* in the support of  $[0, 1]$ .

We put a Beta prior over the parameter  $\theta$  of the Bernoulli distribution. The posterior is obtained by

$$\begin{aligned} \text{posterior} &= p(\theta \mid \mathcal{X}) \propto p(\mathcal{X} \mid \theta) p(\theta \mid a, b) \\ &= \theta^{\sum x_i} (1 - \theta)^{n - \sum x_i} \times \frac{1}{B(a, b)} \theta^{a-1} (1 - \theta)^{b-1} \mathbf{1}(0 < \theta < 1) \\ &\propto \theta^{a + \sum x_i - 1} (1 - \theta)^{b + n - \sum x_i - 1} \mathbf{1}(0 < \theta < 1) \\ &\propto \text{Beta} \left( \theta \mid a + \sum x_i, b + n - \sum x_i \right). \end{aligned}$$

We find that the posterior distribution shares the same form as the prior distribution. When this happens, we call the prior *conjugate prior*. The conjugate prior has a nice form such that it is easy to work with for computing the posterior probability density function and its derivatives, and for sampling from the posterior. The use of conjugate priors offers an advantage in maintaining the mathematical form of the prior during the updating process. Consequently, this yields closed-form expressions for the posterior distribution, eliminating the necessity for complex numerical methods.



**Remark 9.1: Prior Information in Beta-Bernoulli Model**

A comparison of the prior and posterior formulation would find that the hyper-parameter  $a$  represents the prior number of 1's in the output and  $b$  represents the prior number of 0's in the output. The sum  $a + b$  encapsulates the prior information about the sample size.

**Remark 9.2: Bayesian Estimator**

From this example of the Beta-Bernoulli model, similar to the maximum likelihood estimator and the method of moment (MoM, i.e., using the moment information to obtain model parameters), the Bayesian model functions as a type of point estimator. However, Bayesian models output a probability of the parameter of interest  $p(\theta | \mathcal{X})$ .

When making predictions for new incoming data, the prediction is not directly derived from a model  $p(x_{n+1} | \theta)$ . Instead, it involves an integration:

$$p(x_{n+1} | \mathcal{X}) = \int p(x_{n+1} | \theta)p(\theta | \mathcal{X})d\theta.$$

In other words,  $x_{n+1}$  is dependent on  $\mathcal{X}$ . The observed data  $\mathcal{X}$  provide information on  $\theta$ , which in turn provides information on  $x_{n+1}$  (i.e.,  $\mathcal{X} \rightarrow \theta \rightarrow x_{n+1}$ ).

**Example 9.2.1 (Amount of Data Matters)** *Bayesian methods can be advantageous in cases of small sample sizes or sparse data, where traditional frequentist methods may encounter difficulties. Suppose we have three observations for the success in Bernoulli distribution:*

- (1). 10 out of 10 are observed to be success (1's);
- (2). 48 out of 50 are observed to be success (1's);
- (3). 186 out of 200 are observed to be success (1's).

*So, what is the probability of success in the Bernoulli model? Normal answer to case 1, 2, and 3 are 100%, 96%, and 93%, respectively. But an observation of 10 inputs is rather a small amount of data, and noise can make it less convincing.*

*Suppose we put a Beta(1,1) (a uniform distribution, see Figure 1.8, p. 22) prior over the Bernoulli distribution. The posterior probability of success for each case would be  $\frac{11}{12} = 91.6\%$ ,  $\frac{49}{52} = 94.2\%$ , and  $\frac{187}{202} = 92.6\%$ , respectively. Therefore, we find the case 1 has less probability of success compared to case 2.*

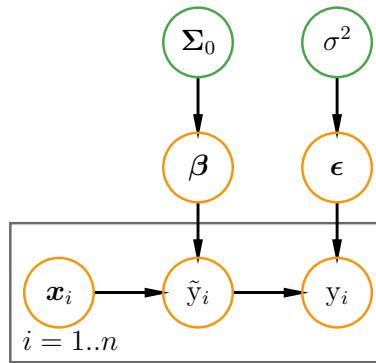
*A Bayesian view of the problem naturally incorporates the amount of data as well as its average. This special case shown here is also called the Laplace's rate of succession (Ollivier, 2015). Laplace's "add-one" rule of succession modifies the observed frequencies in a sequence of successes and failures by adding one to the observed counts. This improves prediction by avoiding zero probabilities and corresponds to a uniform Bayesian prior on the parameter.  $\square$*

### Why Bayes?

This example above shows that Bayesian models consider prior information on the parameters in the model, making it particularly useful to regularize regression problems when data information is limited. And this is why the Bayesian approach gains worldwide attention for decades.

In Bayesian approach, the prior information  $p(\theta)$  and likelihood function  $p(x | \theta)$  represent a rational person's belief. And then the Bayes' rule is an optimal method of updating this person's beliefs about  $\theta$  given new information from the data (Fahrmeir et al., 2007; Hoff, 2009).

The prior information given by  $p(\theta)$  might be wrong if it does not accurately represent our prior beliefs. However, this does not mean that the posterior  $p(\theta | x)$  is not useful. A famous quote is "all models are wrong, but some are useful" (Box and Draper, 1987). If the prior  $p(\theta)$  approximates our beliefs, then the posterior  $p(\theta | x)$  also serves as a good approximation to posterior beliefs.



**Figure 9.1:** Graphical representation of Bayesian linear model with zero-mean prior. Orange circles represent observed and latent variables, green circles denote prior variables, and plates represent repeated variables. In the graph,  $\beta \sim \mathcal{N}(\mathbf{0}, \Sigma_0)$ ,  $\epsilon \sim \mathcal{N}(\mathbf{0}, \sigma^2 \mathbf{I})$ ,  $\tilde{y}_i = \mathbf{x}_i^\top \beta$ , and  $y_i = \tilde{y}_i + \epsilon_i$ .

### 9.3. Bayesian Linear Model: Zero-Mean Prior

We now present the Bayesian methods for linear models. Assume  $\mathbf{y} = \mathbf{X}\beta + \epsilon$  where  $\epsilon \sim \mathcal{N}(\mathbf{0}, \sigma^2 \mathbf{I})$  and  $\sigma^2$  is fixed. As discussed in Section 3 (p. 66), this additive Gaussian noise assumption gives rise to the likelihood. Let  $\mathcal{X} = \mathcal{X}(\mathbf{x}_{1:n}) = \{\mathbf{x}_1, \mathbf{x}_2, \dots, \mathbf{x}_n\}$  be the observations of  $n$  data points, and  $\mathbf{y} = [y_1, y_2, \dots, y_n]$  contains the corresponding outputs, the joint likelihood is given by

$$\text{likelihood} = \mathbf{y} | \mathbf{X}, \beta, \sigma^2 \sim \mathcal{N}(\mathbf{X}\beta, \sigma^2 \mathbf{I}).$$

Suppose we specify a multivariate Gaussian prior with zero-mean over the weight parameter

$$\text{prior} = \beta \sim \mathcal{N}(\mathbf{0}, \Sigma_0).$$

The graphical representation of this Bayesian linear model is shown in Figure 9.1. Applying Bayes' theorem “posterior  $\propto$  likelihood  $\times$  prior,” we get the posterior

$$\begin{aligned} \text{posterior} &= p(\boldsymbol{\beta} \mid \mathbf{y}, \mathbf{X}, \sigma^2) \\ &\propto p(\mathbf{y} \mid \mathbf{X}, \boldsymbol{\beta}, \sigma^2) p(\boldsymbol{\beta} \mid \boldsymbol{\Sigma}_0) \\ &= \frac{1}{(2\pi\sigma^2)^{n/2}} \exp\left(-\frac{1}{2\sigma^2}(\mathbf{y} - \mathbf{X}\boldsymbol{\beta})^\top(\mathbf{y} - \mathbf{X}\boldsymbol{\beta})\right) \\ &\quad \times \frac{1}{(2\pi)^{n/2}|\boldsymbol{\Sigma}_0|^{1/2}} \exp\left(-\frac{1}{2}\boldsymbol{\beta}^\top\boldsymbol{\Sigma}_0^{-1}\boldsymbol{\beta}\right) \\ &\propto \exp\left(-\frac{1}{2}(\boldsymbol{\beta} - \boldsymbol{\beta}_1)^\top\boldsymbol{\Sigma}_1^{-1}(\boldsymbol{\beta} - \boldsymbol{\beta}_1)\right), \end{aligned}$$

where  $\boldsymbol{\Sigma}_1 = (\frac{1}{\sigma^2}\mathbf{X}^\top\mathbf{X} + \boldsymbol{\Sigma}_0^{-1})^{-1}$  and  $\boldsymbol{\beta}_1 = (\frac{1}{\sigma^2}\mathbf{X}^\top\mathbf{X} + \boldsymbol{\Sigma}_0^{-1})^{-1}(\frac{1}{\sigma^2}\mathbf{X}^\top\mathbf{y})$ . Therefore, the posterior distribution is also a multivariate Gaussian distribution (same form as the prior distribution, i.e., a conjugate prior):

$$\text{posterior} = \boldsymbol{\beta} \mid \mathbf{y}, \mathbf{X}, \sigma^2 \sim \mathcal{N}(\boldsymbol{\beta}_1, \boldsymbol{\Sigma}_1).$$

**A word on the notation.** Note that we use  $\{\boldsymbol{\beta}_1, \boldsymbol{\Sigma}_1\}$  to denote the posterior mean and posterior covariance in the zero-mean prior model. Similarly, the posterior mean and posterior covariance in semi-conjugate prior and full conjugate prior models will be denoted by  $\{\boldsymbol{\beta}_2, \boldsymbol{\Sigma}_2\}$  and  $\{\boldsymbol{\beta}_3, \boldsymbol{\Sigma}_3\}$ , respectively (see sections below).

**Connection to OLS.** In the Bayesian linear model, there is no general requirement for  $\mathbf{X}$  to have full rank, ensuring that  $\mathbf{X}^\top\mathbf{X}$  to be nonsingular. Note further that if we assume  $\mathbf{X}$  has full rank, in the limit, when  $\boldsymbol{\Sigma}_0 \rightarrow \mathbf{0}$ ,  $\boldsymbol{\beta}_1 \rightarrow \hat{\boldsymbol{\beta}} = (\mathbf{X}^\top\mathbf{X})^{-1}\mathbf{X}^\top\mathbf{y}$ , in which case, maximum a posteriori (MAP) estimator from the Bayesian linear model aligns with the ordinary least squares estimator. And the posterior is  $\boldsymbol{\beta} \mid \mathbf{y}, \mathbf{X}, \sigma^2 \sim \mathcal{N}(\hat{\boldsymbol{\beta}}, \sigma^2(\mathbf{X}^\top\mathbf{X})^{-1})$ , which shares similar form as the OLS estimator  $\hat{\boldsymbol{\beta}} \sim \mathcal{N}(\boldsymbol{\beta}, \sigma^2(\mathbf{X}^\top\mathbf{X})^{-1})$  under the Gaussian disturbance (see Lemma 4.2, p. 76).

### Remark 9.3: Ridge Regression

In the context of least squares approximation, the utilization of  $\mathbf{X}\boldsymbol{\beta}$  for approximating  $\mathbf{y}$  introduces two potential issues: the risk of overfitting and the possibility of  $\mathbf{X}$  lacking full rank. Ridge regression addresses these concerns by regularizing large values of  $\boldsymbol{\beta}$ , thereby favoring simpler models. Instead of minimizing  $\|\mathbf{y} - \mathbf{X}\boldsymbol{\beta}\|^2$ , we minimize  $\|\mathbf{y} - \mathbf{X}\boldsymbol{\beta}\|^2 + \lambda\|\boldsymbol{\beta}\|^2$ , where  $\lambda$  is a hyper-parameter that can be tuned accordingly:

$$\arg \min_{\boldsymbol{\beta}} (\mathbf{y} - \mathbf{X}\boldsymbol{\beta})^\top(\mathbf{y} - \mathbf{X}\boldsymbol{\beta}) + \lambda\boldsymbol{\beta}^\top\boldsymbol{\beta}.$$

By differentiating and setting the gradient to zero, we get

$$\hat{\boldsymbol{\beta}}_{\text{ridge}} = (\mathbf{X}^\top\mathbf{X} + \lambda\mathbf{I})^{-1}\mathbf{X}^\top\mathbf{y},$$

in which case,  $(\mathbf{X}^\top \mathbf{X} + \lambda \mathbf{I})$  is invertible even when  $\mathbf{X}$  does not have full rank. We leave more details about ridge regression to the readers.

**Connection to ridge regression.** We realize that when we set  $\Sigma_0 = \mathbf{I}$ , we obtain  $\beta_1 = (\mathbf{X}^\top \mathbf{X} + \sigma^2 \mathbf{I})^{-1} \mathbf{X}^\top \mathbf{y}$  and  $\Sigma_1 = (\frac{1}{\sigma^2} \mathbf{X}^\top \mathbf{X} + \mathbf{I})^{-1}$ . Since posterior  $= \beta \mid \mathbf{y}, \mathbf{X}, \sigma^2 \sim \mathcal{N}(\beta_1, \Sigma_1)$ , the MAP estimate of  $\beta$  becomes  $\beta = \beta_1 = (\mathbf{X}^\top \mathbf{X} + \sigma^2 \mathbf{I})^{-1} \mathbf{X}^\top \mathbf{y}$ , which shares the same form as ridge regression by letting  $\sigma^2 = \lambda$ . Therefore, ridge regression emerges as a special case of the Bayesian linear model with a zero-mean prior. The Bayesian perspective provides a meaningful interpretation for ridge regression—identifying the mode of the posterior distribution.

### 9.3.1 Zeller's $g$ -Prior and Variable Transformation

As an illustrative example, consider the analysis of an individual's weight based on human characteristics, where a variable in  $\mathbf{X}$  represents the person's height in meters. If the variable is now given in centimeters, the model remains unchanged, and we can adjust by dividing the corresponding parameter in  $\beta$  by 100 (to convert centimeters back to meters). More generally, suppose the input matrix  $\mathbf{X}$  is transferred by  $\tilde{\mathbf{X}} = \mathbf{X} \mathbf{P}$  given a  $p \times p$  matrix  $\mathbf{P}$ , in which case the model parameter is  $\tilde{\beta}$ . Then, we have

$$\mathbf{y} = \mathbf{X} \beta = \tilde{\mathbf{X}} \tilde{\beta} = \mathbf{X} \mathbf{P} \tilde{\beta}.$$

According to the *principle of invariance*, the posterior distributions of  $\beta$  and  $\mathbf{P} \tilde{\beta}$  should be the same. As shown previously, for  $\mathbf{X}$ , the posterior is

$$\beta \mid \mathbf{y}, \mathbf{X}, \sigma^2 \sim \mathcal{N} \left( \left( \frac{1}{\sigma^2} \mathbf{X}^\top \mathbf{X} + \Sigma_0^{-1} \right)^{-1} \left( \frac{1}{\sigma^2} \mathbf{X}^\top \mathbf{y} \right), \left( \frac{1}{\sigma^2} \mathbf{X}^\top \mathbf{X} + \Sigma_0^{-1} \right)^{-1} \right).$$

Similarly, for  $\tilde{\mathbf{X}}$ , the posterior distribution of  $\mathbf{P} \tilde{\beta}$  is

$$\mathbf{P} \tilde{\beta} \mid \mathbf{y}, \tilde{\mathbf{X}}, \sigma^2 \sim \mathcal{N} \left( \mathbf{P} \left( \frac{1}{\sigma^2} \tilde{\mathbf{X}}^\top \tilde{\mathbf{X}} + \tilde{\Sigma}_0^{-1} \right)^{-1} \left( \frac{1}{\sigma^2} \tilde{\mathbf{X}}^\top \mathbf{y} \right), \mathbf{P} \left( \frac{1}{\sigma^2} \tilde{\mathbf{X}}^\top \tilde{\mathbf{X}} + \tilde{\Sigma}_0^{-1} \right)^{-1} \mathbf{P}^\top \right).<sup>1</sup>$$

Following the principle of invariance, a simple calculation can show that this condition is met if  $\Sigma_0 = k(\mathbf{X}^\top \mathbf{X})^{-1}$ , where  $k > 0$  is a hyper-parameter. A popular specification of  $k$  is to relate it to the noise variance  $\sigma^2$  by  $k = g\sigma^2$ . This is called the Zeller's  $g$ -prior (Zellner, 1986). Following the Bayesian linear model with a zero-mean prior, the posterior of  $\beta$  is

$$\text{posterior} = \beta \mid \mathbf{y}, \mathbf{X}, \sigma^2 \sim \mathcal{N}(\beta_1, \Sigma_1).$$

where  $\Sigma_1 = \frac{g\sigma^2}{g+1}(\mathbf{X}^\top \mathbf{X})^{-1}$  and  $\beta_1 = \frac{g}{g+1}(\mathbf{X}^\top \mathbf{X})^{-1}(\mathbf{X}^\top \mathbf{y})$ .

1. Affine transformation of multivariate normal distribution: if we assume that  $\mathbf{x} \sim \mathcal{N}(\boldsymbol{\mu}, \boldsymbol{\Sigma})$ , then  $\mathbf{A}\mathbf{x} + \mathbf{b} \sim \mathcal{N}(\mathbf{A}\boldsymbol{\mu} + \mathbf{b}, \mathbf{A}\boldsymbol{\Sigma}\mathbf{A}^\top)$  for non-random matrix  $\mathbf{A}$  and vector  $\mathbf{b}$ .

### 9.4. Bayesian Linear Model: Semi-Conjugate Prior Distribution

We will use Gamma distribution as the prior for the inverse variance (precision) parameter of a Gaussian distribution. The rigorous definition of the Gamma distribution can be found in Definition 1.28 (p. 19). The choice of the Gamma distribution as the prior for precision is motivated by the rationale provided in Kruschke (2014):

Because of its role in conjugate priors for normal likelihood function, the Gamma distribution is routinely used as a prior for precision (i.e., inverse variance). But there is no logical necessity to do so, and modern Markov chain Monte Carlo (MCMC) methods permit more flexible specification of priors. Indeed, because precision is less intuitive than standard deviation, it can be more useful to give standard deviation a uniform prior that spans a wide range.

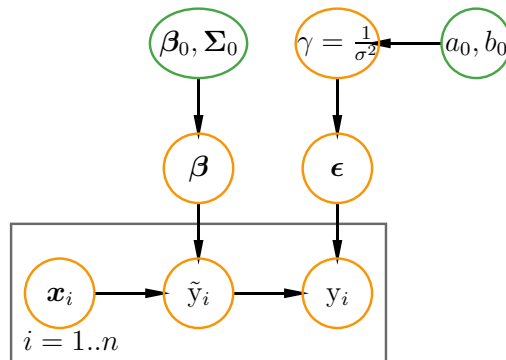
Same setting as Section 9.3, we now consider  $\sigma^2$  as a variable rather than a fixed value. Again, the likelihood function is given by

$$\text{likelihood} = \mathbf{y} \mid \mathbf{X}, \boldsymbol{\beta}, \sigma^2 \sim \mathcal{N}(\mathbf{X}\boldsymbol{\beta}, \sigma^2 \mathbf{I}).$$

We specify a non-zero-mean Gaussian prior over the weight parameter  $\boldsymbol{\beta}$  and a Gamma prior over the inverse variance parameter  $\gamma = 1/\sigma^2$ :

$$\begin{aligned} \text{prior} : \boldsymbol{\beta} &\sim \mathcal{N}(\boldsymbol{\beta}_0, \boldsymbol{\Sigma}_0); \\ \text{hyperprior} : \gamma = 1/\sigma^2 &\sim \mathcal{G}(a_0, b_0), \end{aligned} \tag{9.2}$$

where the changes from the previous descriptions are highlighted in blue text. The graphical representation of this Bayesian linear model is shown in Figure 9.2.



**Figure 9.2:** Graphical representation of Bayesian linear model with semi-conjugate prior. Orange circles represent observed and latent variables, green circles denote prior variables, and plates represent repeated variables. The comma “,” in the variable represents “and.” In the graph,  $\boldsymbol{\beta} \sim \mathcal{N}(\boldsymbol{\beta}_0, \boldsymbol{\Sigma}_0)$ ,  $\gamma = 1/\sigma^2 \sim \mathcal{G}(a_0, b_0)$ ,  $\epsilon \sim \mathcal{N}(\mathbf{0}, \sigma^2 \mathbf{I})$ ,  $\tilde{y}_i = \mathbf{x}_i^\top \boldsymbol{\beta}$ , and  $y_i = \tilde{y}_i + \epsilon_i$ .

**Step 1, conditioned on  $\sigma^2$ .** Then, given  $\sigma^2$ , by Bayes' theorem “posterior  $\propto$  likelihood  $\times$  prior”, we obtain the conditional posterior density of  $\boldsymbol{\beta}$ :

$$\begin{aligned} \text{posterior} &= p(\boldsymbol{\beta} \mid \mathbf{y}, \mathbf{X}, \sigma^2) \\ &\propto p(\mathbf{y} \mid \mathbf{X}, \boldsymbol{\beta}, \sigma^2) p(\boldsymbol{\beta} \mid \boldsymbol{\beta}_0, \boldsymbol{\Sigma}_0) \\ &= \frac{1}{(2\pi\sigma^2)^{n/2}} \exp\left(-\frac{1}{2\sigma^2}(\mathbf{y} - \mathbf{X}\boldsymbol{\beta})^\top(\mathbf{y} - \mathbf{X}\boldsymbol{\beta})\right) \\ &\quad \times \frac{1}{(2\pi)^{n/2}|\boldsymbol{\Sigma}_0|^{1/2}} \exp\left(-\frac{1}{2}(\boldsymbol{\beta} - \boldsymbol{\beta}_0)^\top \boldsymbol{\Sigma}_0^{-1}(\boldsymbol{\beta} - \boldsymbol{\beta}_0)\right) \\ &\propto \exp\left(-\frac{1}{2}(\boldsymbol{\beta} - \boldsymbol{\beta}_2)^\top \boldsymbol{\Sigma}_2^{-1}(\boldsymbol{\beta} - \boldsymbol{\beta}_2)\right), \end{aligned}$$

where the parameters are

$$\begin{aligned} \boldsymbol{\Sigma}_2 &= \left(\frac{1}{\sigma^2} \mathbf{X}^\top \mathbf{X} + \boldsymbol{\Sigma}_0^{-1}\right)^{-1}; \\ \boldsymbol{\beta}_2 &= \boldsymbol{\Sigma}_2(\boldsymbol{\Sigma}_0^{-1}\boldsymbol{\beta}_0 + \frac{1}{\sigma^2} \mathbf{X}^\top \mathbf{y}) = \left(\frac{1}{\sigma^2} \mathbf{X}^\top \mathbf{X} + \boldsymbol{\Sigma}_0^{-1}\right)^{-1} \left(\boldsymbol{\Sigma}_0^{-1}\boldsymbol{\beta}_0 + \frac{1}{\sigma^2} \mathbf{X}^\top \mathbf{y}\right). \end{aligned}$$

Therefore, the conditional posterior density is also a Gaussian distribution:

$$\text{posterior} = \boldsymbol{\beta} \mid \mathbf{y}, \mathbf{X}, \sigma^2 \sim \mathcal{N}(\boldsymbol{\beta}_2, \boldsymbol{\Sigma}_2).$$

#### Connection to Zero-Mean Prior

We highlight the connection between the zero-mean prior model and the semi-conjugate prior model as follows:

1.  $\boldsymbol{\Sigma}_0$  here is a fixed hyper-parameter.
2. We note that  $\boldsymbol{\beta}_1$  in Section 9.3 is a special case of  $\boldsymbol{\beta}_2$  when  $\boldsymbol{\beta}_0 = \mathbf{0}$ .
3. And if we assume further  $\mathbf{X}$  has full rank, when  $\boldsymbol{\Sigma}_0^{-1} \rightarrow \mathbf{0}$ ,  $\boldsymbol{\beta}_2$  approaches to  $\boldsymbol{\beta}_2 \rightarrow \hat{\boldsymbol{\beta}} = (\mathbf{X}^\top \mathbf{X})^{-1} \mathbf{X}^\top \mathbf{y}$ , which converges to the OLS estimate.
4. When  $\sigma^2 \rightarrow \infty$ ,  $\boldsymbol{\beta}_2$  is approximately approaching to  $\boldsymbol{\beta}_0$ , the prior expectation of parameter. However, in the zero-mean prior model,  $\sigma^2 \rightarrow \infty$  will make  $\boldsymbol{\beta}_1$  approach to  $\mathbf{0}$ .
5. **Weighted average:** we reformulate  $\boldsymbol{\beta}_2$  by

$$\begin{aligned} \boldsymbol{\beta}_2 &= \left(\frac{1}{\sigma^2} \mathbf{X}^\top \mathbf{X} + \boldsymbol{\Sigma}_0^{-1}\right)^{-1} \left(\boldsymbol{\Sigma}_0^{-1}\boldsymbol{\beta}_0 + \frac{1}{\sigma^2} \mathbf{X}^\top \mathbf{y}\right) \\ &= \left(\frac{1}{\sigma^2} \mathbf{X}^\top \mathbf{X} + \boldsymbol{\Sigma}_0^{-1}\right)^{-1} \boldsymbol{\Sigma}_0^{-1}\boldsymbol{\beta}_0 + \left(\frac{1}{\sigma^2} \mathbf{X}^\top \mathbf{X} + \boldsymbol{\Sigma}_0^{-1}\right)^{-1} \frac{\mathbf{X}^\top \mathbf{X}}{\sigma^2} (\mathbf{X}^\top \mathbf{X})^{-1} \mathbf{X}^\top \mathbf{y} \\ &= (\mathbf{I} - \mathbf{A})\boldsymbol{\beta}_0 + \mathbf{A}\hat{\boldsymbol{\beta}}, \end{aligned}$$

where  $\hat{\boldsymbol{\beta}} = (\mathbf{X}^\top \mathbf{X})^{-1} \mathbf{X}^\top \mathbf{y}$  is the OLS estimate of  $\boldsymbol{\beta}$ , and  $\mathbf{A} = \left(\frac{1}{\sigma^2} \mathbf{X}^\top \mathbf{X} + \boldsymbol{\Sigma}_0^{-1}\right)^{-1} \frac{\mathbf{X}^\top \mathbf{X}}{\sigma^2}$ . We find that the posterior mean of  $\boldsymbol{\beta}$  is a weighted average of prior

mean and the OLS estimate of  $\boldsymbol{\beta}$ . Thus, if we set the prior parameter  $\boldsymbol{\beta}_0 = \hat{\boldsymbol{\beta}}$ , the posterior mean of  $\boldsymbol{\beta}$  precisely aligns with  $\hat{\boldsymbol{\beta}}$ .

**Step 2, conditioned on  $\boldsymbol{\beta}$ .** Given  $\boldsymbol{\beta}$ , again, by Bayes' theorem, we obtain the posterior

$$\begin{aligned} \text{posterior} &= p(\gamma = \frac{1}{\sigma^2} \mid \mathbf{y}, \mathbf{X}, \boldsymbol{\beta}) \\ &\propto p(\mathbf{y} \mid \mathbf{X}, \boldsymbol{\beta}, \gamma) p(\gamma \mid a_0, b_0) \\ &= \frac{\gamma^{n/2}}{(2\pi)^{n/2}} \exp\left(-\frac{\gamma}{2}(\mathbf{y} - \mathbf{X}\boldsymbol{\beta})^\top(\mathbf{y} - \mathbf{X}\boldsymbol{\beta})\right) \\ &\quad \times \frac{b_0^{a_0}}{\Gamma(a_0)} \gamma^{a_0-1} \exp(-b_0\gamma) \\ &\propto \gamma(a_0 + \frac{n}{2} - 1) \exp\left(-\gamma \left[b_0 + \frac{1}{2}(\mathbf{y} - \mathbf{X}\boldsymbol{\beta})^\top(\mathbf{y} - \mathbf{X}\boldsymbol{\beta})\right]\right). \end{aligned}$$

Therefore, the conditional posterior of  $\gamma$  follows a Gamma distribution:

$$\text{posterior of } \gamma \text{ given } \boldsymbol{\beta} = \gamma \mid \mathbf{y}, \mathbf{X}, \boldsymbol{\beta} \sim \mathcal{G}\left(a_0 + \frac{n}{2}, [b_0 + \frac{1}{2}(\mathbf{y} - \mathbf{X}\boldsymbol{\beta})^\top(\mathbf{y} - \mathbf{X}\boldsymbol{\beta})]\right). \quad (9.3)$$

### Prior Information on the Noise

We can find an intuitive prior interpretation as follows:

1. We notice that the prior mean and posterior mean of  $\gamma$  are  $E[\gamma] = \frac{a_0}{b_0}$  and  $E[\gamma \mid \boldsymbol{\beta}] = \frac{a_0 + \frac{n}{2}}{b_0 + \frac{1}{2}(\mathbf{y} - \mathbf{X}\boldsymbol{\beta})^\top(\mathbf{y} - \mathbf{X}\boldsymbol{\beta})}$ , respectively. So the internal meaning of  $2a_0$  is the prior sample size for the noise variance parameter  $\sigma^2 = \frac{1}{\gamma}$ .
2. As we assume  $\mathbf{y} = \mathbf{X}\boldsymbol{\beta} + \boldsymbol{\epsilon}$ , where  $\boldsymbol{\epsilon} \sim \mathcal{N}(\mathbf{0}, \sigma^2\mathbf{I})$ , then  $\frac{(\mathbf{y} - \mathbf{X}\boldsymbol{\beta})^\top(\mathbf{y} - \mathbf{X}\boldsymbol{\beta})}{\sigma^2} \sim \chi_{(n)}^2$  and  $E[\frac{1}{2}(\mathbf{y} - \mathbf{X}\boldsymbol{\beta})^\top(\mathbf{y} - \mathbf{X}\boldsymbol{\beta})] = \frac{n}{2}\sigma^2$ . So the latent meaning of  $\frac{2b_0}{a_0}$  is the prior variance of the noise.
3. Some textbooks explicitly express  $\gamma \sim \mathcal{G}(n_0/2, n_0\sigma_0^2/2)$  (in which case,  $n_0$  is the prior sample size, and  $\sigma_0^2$  is the prior variance). But a prior in this form seems coming from nowhere at first glance.

#### 9.4.1 Gibbs Sampling with Two Variables

Gibbs sampling was introduced by Turchin (Turchin, 1971), and later introduced by brothers Geman in the context of image restoration (Geman and Geman, 1984). The Geman brothers named the algorithm after the physicist J. W. Gibbs, some eight decades after his death, in reference to an analogy between the sampling algorithm and statistical physics.

Gibbs sampling is applicable when the joint distribution is not known explicitly or is difficult to sample from directly, but the conditional distribution of each variable is known and easy to sample from. A Gibbs sampler generates a draw from the distribution of each parameter or variable in turn, conditional on the current values of the other parameters or variables. Therefore, a Gibbs sampler is a componentwise algorithm. In our example from

Section 9.1, given some data  $\mathcal{X}$  and a probability distribution  $p(\boldsymbol{\beta} \mid \mathcal{X}, \boldsymbol{\alpha})$  parameterized by  $\boldsymbol{\beta} = \{\beta_1, \beta_2, \dots, \beta_p\}$ . We can successively draw samples from the distribution by sampling from

$$\beta_i^{(t)} \sim p(\beta_i \mid \boldsymbol{\beta}_{-i}^{(t-1)}, \mathcal{X}, \boldsymbol{\alpha}), \quad (9.4)$$

where  $\boldsymbol{\beta}_{-i}^{(t-1)}$  is all current values of  $\boldsymbol{\beta}$  in  $(t-1)$ -th iteration except for  $\beta_i$ . If we sample long enough, these  $\beta_i$  values will be random samples from the distribution  $p$ .

In deriving a Gibbs sampler, it is often helpful to observe that

$$p(\beta_i \mid \boldsymbol{\beta}_{-i}, \mathcal{X}) = \frac{p(\beta_1, \beta_2, \dots, \beta_p, \mathcal{X})}{p(\boldsymbol{\beta}_{-i}, \mathcal{X})} \propto p(\beta_1, \beta_2, \dots, \beta_p, \mathcal{X}). \quad (9.5)$$

The conditional distribution is proportional to the joint distribution. We will get a lot of benefits from this simple observation by dropping constant terms from the joint distribution (relative to the parameters we are conditioned on).

Shortly, as a simplified example, given a joint probability distribution  $p(\beta_1, \beta_2 \mid \mathcal{X})$ , a Gibbs sampler would draw  $p(\beta_1 \mid \beta_2, \mathcal{X})$ , then  $p(\beta_2 \mid \beta_1, \mathcal{X})$  iteratively. The procedure defines a sequence of realization of random variables  $\beta_1$  and  $\beta_2$ :

$$(\beta_1^0, \beta_2^0), (\beta_1^1, \beta_2^1), (\beta_1^2, \beta_2^2), \dots$$

which converges to the joint distribution  $p(\beta_1, \beta_2)$ . More details about Gibbs sampling can be found in Turchin (1971); Geman and Geman (1984); Müller and Quintana (2004); Rencher and Schaalje (2008); Hoff (2009); Gelman et al. (2013); Kruschke and Liddell (2018).

By this Gibbs sampling method, we can construct a Gibbs sampler for the Bayesian linear model with semi-conjugate prior in Section 9.4:

- (1). Set initial values to  $\boldsymbol{\beta}$  and  $\gamma = \frac{1}{\sigma^2}$ ;
- (2). update  $\boldsymbol{\beta}$ : posterior =  $\boldsymbol{\beta} \mid \mathbf{y}, \mathbf{X}, \gamma \sim \mathcal{N}(\boldsymbol{\beta}_2, \boldsymbol{\Sigma}_2)$ ;
- (3). update  $\gamma$ : posterior =  $\gamma \mid \mathbf{y}, \mathbf{X}, \boldsymbol{\beta} \sim \mathcal{G}(a_0 + \frac{n}{2}, [b_0 + \frac{1}{2}(\mathbf{y} - \mathbf{X}\boldsymbol{\beta})^\top(\mathbf{y} - \mathbf{X}\boldsymbol{\beta})])$ .

#### 9.4.2 Zeller's $g$ -Prior

Similar to Section 9.3.1, suppose input  $\mathbf{X}$  is transferred by  $\tilde{\mathbf{X}} = \mathbf{X}\mathbf{P}$  given some  $p \times p$  matrix  $\mathbf{P}$ , in which case, the model parameter is  $\tilde{\boldsymbol{\beta}}$ . Then, we have

$$\mathbf{y} = \mathbf{X}\boldsymbol{\beta} = \tilde{\mathbf{X}}\tilde{\boldsymbol{\beta}} = \mathbf{X}\mathbf{P}\tilde{\boldsymbol{\beta}}.$$

According to the principle of invariance, the posterior distributions of  $\boldsymbol{\beta}$  and  $\mathbf{P}\tilde{\boldsymbol{\beta}}$  should be the same. Simple calculation can show that this condition is met if  $\boldsymbol{\beta}_0 = \mathbf{0}, \boldsymbol{\Sigma}_0 = g\sigma^2(\mathbf{X}^\top\mathbf{X})^{-1}$ . Following the Bayesian linear model with semi-conjugate prior, the posterior of  $\boldsymbol{\beta}$  is

$$\text{posterior} = \boldsymbol{\beta} \mid \mathbf{y}, \mathbf{X}, \sigma^2 \sim \mathcal{N}(\boldsymbol{\beta}_2, \boldsymbol{\Sigma}_2).$$

where  $\boldsymbol{\Sigma}_2 = \frac{g\sigma^2}{g+1}(\mathbf{X}^\top\mathbf{X})^{-1}$  and  $\boldsymbol{\beta}_2 = \frac{g}{g+1}(\mathbf{X}^\top\mathbf{X})^{-1}(\mathbf{X}^\top\mathbf{y})$ .



### Derivation of $p(\mathbf{y} | \mathbf{X}, \sigma^2)$

Under the  $g$ -prior specified above, we derive the conditional distribution  $p(\mathbf{y} | \mathbf{X}, \sigma^2)$ , which will be very useful for the Bayesian variable selection procedure. We realize that

$$\begin{aligned}
p(\mathbf{y}, \boldsymbol{\beta} | \mathbf{X}, \sigma^2) &= p(\mathbf{y} | \mathbf{X}, \boldsymbol{\beta}, \sigma^2) p(\boldsymbol{\beta} | \mathbf{X}, \sigma^2) \\
&= \frac{1}{(2\pi\sigma^2)^{n/2}} \exp\left(-\frac{1}{2\sigma^2}(\mathbf{y} - \mathbf{X}\boldsymbol{\beta})^\top(\mathbf{y} - \mathbf{X}\boldsymbol{\beta})\right) && (\mathbf{y} | \mathbf{X}, \boldsymbol{\beta}, \sigma^2 \sim \mathcal{N}(\mathbf{X}\boldsymbol{\beta}, \sigma^2\mathbf{I})) \\
&\quad \times \frac{1}{(2\pi)^{n/2} |\boldsymbol{\Sigma}_0|^{1/2}} \exp\left(-\frac{1}{2}\boldsymbol{\beta}^\top \boldsymbol{\Sigma}_0^{-1} \boldsymbol{\beta}\right) && (\boldsymbol{\beta} | \mathbf{X}, \sigma^2 \sim \mathcal{N}(\boldsymbol{\beta}_0, \boldsymbol{\Sigma}_0)) \\
&= \frac{1}{(2\pi\sigma^2)^{n/2}} \exp\left(-\frac{1}{2\sigma^2} \mathbf{y}^\top \mathbf{y}\right) \frac{|\boldsymbol{\Sigma}_2|^{1/2}}{|\boldsymbol{\Sigma}_0|^{1/2}} \exp\left(\frac{1}{2}\boldsymbol{\beta}_2^\top \boldsymbol{\Sigma}_2^{-1} \boldsymbol{\beta}_2\right) \\
&\quad \times \frac{1}{(2\pi)^{n/2} |\boldsymbol{\Sigma}_2|^{1/2}} \exp\left(-\frac{1}{2}(\boldsymbol{\beta} - \boldsymbol{\beta}_2)^\top \boldsymbol{\Sigma}_2^{-1} (\boldsymbol{\beta} - \boldsymbol{\beta}_2)\right),
\end{aligned}$$

where the parameter  $\boldsymbol{\beta}$  only appears in the third term. And the third term is a multivariate normal with mean  $\boldsymbol{\beta}_2$  and covariance  $\boldsymbol{\Sigma}_2$ , and it integrates to 1. And we notice that,  $\boldsymbol{\Sigma}_2 = \frac{1}{g+1}\boldsymbol{\Sigma}_0$  such that  $\frac{|\boldsymbol{\Sigma}_2|^{1/2}}{|\boldsymbol{\Sigma}_0|^{1/2}} = \frac{1}{(g+1)^{p/2}}$ . Therefore, we obtain

$$\begin{aligned}
p(\mathbf{y} | \mathbf{X}, \sigma^2) &= \int p(\mathbf{y}, \boldsymbol{\beta} | \mathbf{X}, \sigma^2) d\boldsymbol{\beta} \\
&= \int p(\mathbf{y} | \mathbf{X}, \boldsymbol{\beta}, \sigma^2) p(\boldsymbol{\beta} | \mathbf{X}, \sigma^2) d\boldsymbol{\beta} \\
&= \frac{1}{(2\pi\sigma^2)^{n/2}} \exp\left(-\frac{1}{2\sigma^2} \mathbf{y}^\top \mathbf{y}\right) \cdot \frac{1}{(g+1)^{p/2}} \exp\left(\frac{1}{2}\boldsymbol{\beta}_2^\top \boldsymbol{\Sigma}_2^{-1} \boldsymbol{\beta}_2\right) \\
&= \frac{1}{(2\pi\sigma^2)^{n/2}} \frac{1}{(g+1)^{p/2}} \exp\left(-\frac{r}{2\sigma^2}\right)
\end{aligned} \tag{9.6}$$

where  $r = \mathbf{y}^\top \mathbf{y} - \mathbf{y}^\top \left(\frac{g}{g+1} \mathbf{X}(\mathbf{X}^\top \mathbf{X})^{-1} \mathbf{X}^\top\right) \mathbf{y}$ .

### 9.4.3 Bayesian Variable Selection

We previously introduced variable selection by  $F$ -test in Section 5.3 (p. 95). An alternative way can be achieved by Bayesian variable selection.

#### The Model

Suppose  $\mathbf{z} = [z_1, z_2, \dots, z_p] \in \mathbb{R}^p$  is a mask vector such that  $z_j \in \{0, 1\}$  for all  $j \in \{1, 2, \dots, p\}$ . For each variable  $\beta_j$  in  $\boldsymbol{\beta}$ , we set  $\beta_j = z_j \times b_j$ , where  $b_j$  can be understood as the original variable, and  $\beta_j$  is the final variable. That is,  $\boldsymbol{\beta} = \mathbf{z} \odot \mathbf{b}$ , where  $\odot$  is the Hadamard product. Then, the model can be expressed as

$$\mathbf{y} = \mathbf{X}\boldsymbol{\beta} + \boldsymbol{\epsilon} = \mathbf{X}(\mathbf{z} \odot \mathbf{b}) + \boldsymbol{\epsilon},$$

where  $\boldsymbol{\epsilon} \sim \mathcal{N}(\mathbf{0}, \sigma^2\mathbf{I})$ . Bayesian variable selection can be understood as obtaining a posterior distribution for the mask vector  $\mathbf{z}$ . By Bayes' theorem, we obtain the posterior distribution

by

$$p(\mathbf{z} \mid \mathbf{y}, \mathbf{X}) \propto p(\mathbf{z})p(\mathbf{y} \mid \mathbf{X}, \mathbf{z}).$$

Alternatively, suppose we have two mask vectors  $\mathbf{z}_a$  and  $\mathbf{z}_b$ , the ratio of two models is

$$\begin{aligned} \text{odds}(\mathbf{z}_a, \mathbf{z}_b \mid \mathbf{y}, \mathbf{X}) &= \frac{p(\mathbf{z}_a \mid \mathbf{y}, \mathbf{X})}{p(\mathbf{z}_b \mid \mathbf{y}, \mathbf{X})} = \frac{p(\mathbf{z}_a)}{p(\mathbf{z}_b)} \times \frac{p(\mathbf{y} \mid \mathbf{X}, \mathbf{z}_a)}{p(\mathbf{y} \mid \mathbf{X}, \mathbf{z}_b)} \\ \text{posterior odds} &= \text{prior odds} \times \text{Bayes factor} \end{aligned}$$

where the Bayes factor represents how much the data favor the model defined by  $\mathbf{z}_a$  over the model defined by  $\mathbf{z}_b$ .

### Derivation of the Bayes Factor

Write out the Bayes factor by

$$\begin{aligned} p(\mathbf{y} \mid \mathbf{X}, \mathbf{z}) &= \int \int p(\mathbf{y}, \boldsymbol{\beta}, \sigma^2 \mid \mathbf{X}, \mathbf{z}) d\boldsymbol{\beta} d\sigma^2 \\ &= \int \left( \int p(\mathbf{y}, \boldsymbol{\beta}, \mid \mathbf{X}, \mathbf{z}, \sigma^2) d\boldsymbol{\beta} \right) p(\sigma^2) d\sigma^2 \\ &= \int p(\mathbf{y} \mid \mathbf{X}, \sigma^2, \mathbf{z}) p(\sigma^2) d\sigma^2, \end{aligned}$$

where  $p(\mathbf{y} \mid \mathbf{X}, \sigma^2, \mathbf{z}) = (\int p(\mathbf{y}, \boldsymbol{\beta}, \mid \mathbf{X}, \mathbf{z}, \sigma^2) d\boldsymbol{\beta})$  can be obtained from Equation (9.6) (under the Zeller's  $g$ -prior) by substituting  $\mathbf{X}$  by  $\mathbf{X}_z$ , where we remove the variable  $i$  if  $z_i=0$ .

We realize that  $\gamma = \frac{1}{\sigma^2}$ , and

$$p(\sigma^2) = p(\gamma \mid a_0, b_0) = \frac{b_0^{a_0}}{\Gamma(a_0)} \gamma^{a_0-1} \exp(-b_0\gamma).$$

Then,

$$\begin{aligned} p(\mathbf{y} \mid \mathbf{X}, \sigma^2, \mathbf{z}) p(\sigma^2) &= \frac{1}{(2\pi\sigma^2)^{n/2}} \frac{1}{(g+1)^{p_z/2}} \exp\left(-\frac{r_z}{2\sigma^2}\right) \cdot \frac{b_0^{a_0}}{\Gamma(a_0)} \gamma^{a_0-1} \exp(-b_0\gamma) \\ &= \frac{1}{(2\pi)^{n/2}} \frac{1}{(g+1)^{p_z/2}} \frac{b_0^{a_0}}{\Gamma(a_0)} \gamma^{a_0+n/2-1} \exp\left(-\left(b_0 + \frac{r_z}{2}\right)\gamma\right) \\ &= \frac{1}{(2\pi)^{n/2}} \frac{1}{(g+1)^{p_z/2}} \frac{b_0^{a_0}}{\Gamma(a_0)} \frac{\Gamma(a_n)}{b_n^{a_n}} \cdot \frac{b_n^{a_n}}{\Gamma(a_n)} \gamma^{a_n-1} \exp(-b_n\gamma) \\ &= \frac{1}{(2\pi)^{n/2}} \frac{1}{(g+1)^{p_z/2}} \frac{b_0^{a_0}}{\Gamma(a_0)} \frac{\Gamma(a_n)}{b_n^{a_n}} \cdot \mathcal{G}(\gamma \mid a_n, b_n), \end{aligned}$$

where  $r_z = \mathbf{y}^\top \mathbf{y} - \mathbf{y}^\top \left(\frac{g}{g+1} \mathbf{X}_z (\mathbf{X}_z^\top \mathbf{X}_z)^{-1} \mathbf{X}_z^\top\right) \mathbf{y}$ ,  $p_z$  is the number of 1's in  $\mathbf{z}$ ,  $a_n = a_0 + n/2$ ,  $b_n = b_0 + \frac{r_z}{2}$ , and  $\mathcal{G}(\gamma \mid a_n, b_n)$  is the probability density function of Gamma distribution with respect to  $\gamma$  with parameters  $a_n$  and  $b_n$ . Since  $\gamma$  only appears in the last term  $\mathcal{G}(\gamma \mid a_n, b_n)$ , which integrates to 1, we have

$$p(\mathbf{y} \mid \mathbf{X}, \mathbf{z}) = \frac{1}{(2\pi)^{n/2}} \frac{1}{(g+1)^{p_z/2}} \frac{b_0^{a_0}}{\Gamma(a_0)} \frac{\Gamma(a_n)}{b_n^{a_n}}.$$

### Same Prior Hyper-parameter

Similarly, under models  $\mathbf{z}_a$  and  $\mathbf{z}_b$ , where we assume they share the same parameters of  $a_0$  and  $b_0$  in the two models, we have

$$\frac{p(\mathbf{y} \mid \mathbf{X}, \mathbf{z}_a)}{p(\mathbf{y} \mid \mathbf{X}, \mathbf{z}_b)} = \frac{(g+1)^{p_{z_b}/2}}{(g+1)^{p_{z_a}/2}} \left( \frac{2b_0 + r_{z_b}}{2b_0 + r_{z_a}} \right)^{a_0 + \frac{n}{2}},$$

where  $p_{z_a}$  is the number of variables selected in the model  $\mathbf{z}_a$ , and  $p_{z_b}$  is the number of variables selected in the model  $\mathbf{z}_b$ .

### Different Prior Hyper-parameter

We have previously mentioned that

- (1).  $2a_0$  is the prior sample size for the noise  $\sigma^2 = \frac{1}{\gamma}$ .
- (2).  $\frac{2b_0}{a_0}$  is the prior variance of the noise.

Suppose now, given the two models  $\mathbf{z}_a$  and  $\mathbf{z}_b$ , we assume  $2a_0 = 1$  for both of the models (i.e., prior sample sizes for the noise are both 1), and set the  $\frac{2b_0}{a_0}$  to be the estimated residual variance under the least squares estimate for each model, say maximum likelihood estimators  $\hat{\sigma}_{z_a}^2 = \frac{1}{n} \left\| \mathbf{y} - \mathbf{X}_{z_a} \hat{\boldsymbol{\beta}}_{z_a} \right\|^2$  and  $\hat{\sigma}_{z_b}^2 = \frac{1}{n} \left\| \mathbf{y} - \mathbf{X}_{z_b} \hat{\boldsymbol{\beta}}_{z_b} \right\|^2$  (which are biased estimators for  $\sigma^2$ , see Section 3.2, p. 67). Or we could choose the unbiased estimators, which are divided by  $n - p_{z_a}$  and  $n - p_{z_b}$ , respectively, rather than divided by  $n$  (see Section 4.4, p. 78). Then, we have

$$\frac{p(\mathbf{y} \mid \mathbf{X}, \mathbf{z}_a)}{p(\mathbf{y} \mid \mathbf{X}, \mathbf{z}_b)} = \frac{(g+1)^{p_{z_b}/2}}{(g+1)^{p_{z_a}/2}} \left( \frac{\hat{\sigma}_{z_a}^2}{\hat{\sigma}_{z_b}^2} \right)^{\frac{1}{2}} \left( \frac{\hat{\sigma}_{z_b}^2 + r_{z_b}}{\hat{\sigma}_{z_a}^2 + r_{z_a}} \right)^{\frac{n+1}{2}}. \quad (9.7)$$

Notice that the ratio of the marginal probabilities is essentially **a balance between the model complexity and goodness of fit**:

- A larger value of  $p_{z_b}$  means the model  $\mathbf{z}_b$  has more selected variables (more complexity), which will make the ratio larger and penalize model  $\mathbf{z}_b$ .
- However, a more complex model will make  $r_{z_b}$  smaller, which in turn will make the ratio smaller and penalize model  $\mathbf{z}_a$ .

### Gibbs Sampler

Given a current value  $\mathbf{z} = [z_1, z_2, \dots, z_p]^\top$ , a new value of the  $j$ -th variable  $z_j$  is generated by sampling from  $p(z_j \mid \mathbf{y}, \mathbf{X}, \mathbf{z}_{-j})$ , where  $\mathbf{z}_{-j}$  refers to the values of  $\mathbf{z}$  except the  $j$ -th element  $z_j$ . Specifically, we define the *intermediate parameter*<sup>2</sup>

$$o_j = \frac{p(z_j = 1 \mid \mathbf{y}, \mathbf{X}, \mathbf{z}_{-j})}{p(z_j = 0 \mid \mathbf{y}, \mathbf{X}, \mathbf{z}_{-j})} = \frac{p(z_j = 1)}{p(z_j = 0)} \times \frac{p(\mathbf{y} \mid \mathbf{X}, \mathbf{z}_{-j}, z_j = 1)}{p(\mathbf{y} \mid \mathbf{X}, \mathbf{z}_{-j}, z_j = 0)},$$

where the last term can be obtained by Equation (9.7). Trivially, we can set  $p(z_j = 1) = p(z_j = 0) = 0.5$ . Then, using the intermediate parameter, the full conditional probability

<sup>2</sup>. This intermediate parameter is quite useful in other contexts, e.g., Bayesian inference for interpolative decomposition (Lu, 2022).

of  $z_j$  being equal to 1 can be obtained by

$$p(z_j = 1 \mid \mathbf{y}, \mathbf{X}, \mathbf{z}_{-j}) = \frac{o_j}{1 + o_j}. \quad (9.8)$$

Therefore, given the value of  $\mathbf{z}^{(k)}$  in  $k$ -th step, we can generate  $\{\mathbf{z}^{(k+1)}, \gamma^{(k+1)}, \boldsymbol{\beta}^{(k+1)}\}$  by the following steps:

- (1). Set initial values to  $\boldsymbol{\beta}$ ,  $\gamma = \frac{1}{\sigma^2}$ , and  $\mathbf{z}$  if  $k=1$ ;
- (2). Update  $\mathbf{z}$ : For  $j \in \{1, 2, \dots, p\}$  in random order, replace  $z_j$  with a sample from  $p(z_j = 1 \mid \mathbf{y}, \mathbf{X}, \mathbf{z}_{-j})$  (Equation (9.8));
- (3). Update  $\boldsymbol{\beta}$ :  $\boldsymbol{\beta} \mid \mathbf{y}, \mathbf{X}, \gamma, \mathbf{z} \sim \mathcal{N}(\boldsymbol{\beta}_2, \boldsymbol{\Sigma}_2)$ , where  $\boldsymbol{\Sigma}_2 = \frac{g\sigma^2}{g+1}(\mathbf{X}_z^\top \mathbf{X}_z)^{-1}$  and  $\boldsymbol{\beta}_2 = \frac{g}{g+1}(\mathbf{X}_z^\top \mathbf{X}_z)^{-1}(\mathbf{X}_z^\top \mathbf{y})$  (Equation (9.6));
- (4). Update  $\gamma$ :  $\gamma \mid \mathbf{y}, \mathbf{X}, \boldsymbol{\beta}, \mathbf{z} \sim \mathcal{G}\left(a_0 + \frac{n}{2}, [b_0 + \frac{1}{2}\|\mathbf{y} - \mathbf{X}_z \boldsymbol{\beta}_z\|^2]\right)$  (Equation (9.3)).

### 9.5. Bayesian Linear Model: Full Conjugate Prior

To formulate the full conjugate algorithm for the linear model, we place an inverse-Gamma prior over the variance parameter instead. Expressing a Gamma prior over the inverse variance parameter is equivalent to employing an inverse-Gamma prior on the variance parameter.

In the same context as the semi-conjugate prior distribution discussed in Section 9.4, the likelihood function is defined as follows:

$$\text{likelihood} = \mathbf{y} \mid \mathbf{X}, \boldsymbol{\beta}, \sigma^2 \sim \mathcal{N}(\mathbf{X}\boldsymbol{\beta}, \sigma^2 \mathbf{I}),$$

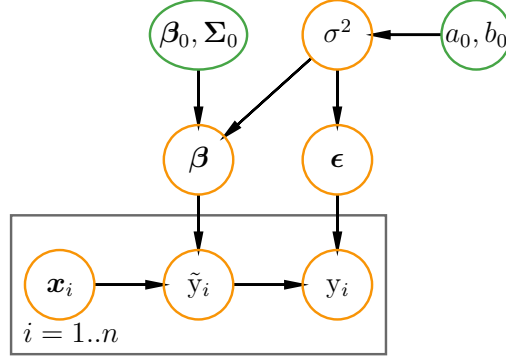
which is the same as the likelihood density in the zero-mean model (Section 9.3) and the semi-conjugate model (Section 9.4). But now we specify a Gaussian prior (with an unfixed covariance matrix) over the weight parameter, and an inverse-Gamma density over the variance parameter by

$$\begin{aligned} \text{prior} : \boldsymbol{\beta} \mid \sigma^2 &\sim \mathcal{N}(\boldsymbol{\beta}_0, \sigma^2 \boldsymbol{\Sigma}_0); \\ \text{hyperprior} : \sigma^2 &\sim \mathcal{G}^{-1}(a_0, b_0), \end{aligned}$$

where the blue text indicates the modification from previous descriptions. The graphical representation of this Bayesian linear model is shown in Figure 9.3. Note we place an inverse-Gamma density over the variance parameter in the full conjugate model instead of a Gamma density over the precision (inverse variance) parameter in the semi-conjugate case. However, it is demonstrable that the two circumstances are identical (via the Jacobian in the change-of-variables formula).

Equivalently, we can formulate the prior into one which is called the normal-inverse-Gamma (NIG) distribution:

$$\begin{aligned} \text{prior} : \boldsymbol{\beta}, \sigma^2 &\sim \mathcal{NIG}(\boldsymbol{\beta}_0, \boldsymbol{\Sigma}_0, a_0, b_0) \\ &= \mathcal{N}(\boldsymbol{\beta}_0, \sigma^2 \boldsymbol{\Sigma}_0) \cdot \mathcal{G}^{-1}(a_0, b_0). \end{aligned}$$



**Figure 9.3:** Graphical representation of Bayesian linear model with full conjugate prior. Orange circles represent observed and latent variables, green circles denote prior variables, and plates represent repeated variables. The comma “,” in the variable represents “and.” In the graph,  $\boldsymbol{\beta} \sim \mathcal{N}(\boldsymbol{\beta}_0, \sigma^2 \boldsymbol{\Sigma}_0)$ ,  $\sigma^2 \sim \mathcal{G}^{-1}(a_0, b_0)$ ,  $\boldsymbol{\epsilon} \sim \mathcal{N}(\mathbf{0}, \sigma^2 \mathbf{I})$ ,  $\tilde{y}_i = \mathbf{x}_i^\top \boldsymbol{\beta}$ , and  $y_i = \tilde{y}_i + \epsilon_i$ .

Once again, by applying Bayes’ theorem “posterior  $\propto$  likelihood  $\times$  prior”, we obtain the posterior

$$\begin{aligned}
 \text{posterior} &= p(\boldsymbol{\beta}, \sigma^2 \mid \mathbf{y}, \mathbf{X}) \\
 &\propto p(\mathbf{y} \mid \mathbf{X}, \boldsymbol{\beta}, \sigma^2) p(\boldsymbol{\beta}, \sigma^2 \mid \boldsymbol{\beta}_0, \boldsymbol{\Sigma}_0, a_0, b_0) \\
 &= \frac{1}{(2\pi\sigma^2)^{n/2}} \exp\left\{-\frac{1}{2\sigma^2}(\mathbf{y} - \mathbf{X}\boldsymbol{\beta})^\top(\mathbf{y} - \mathbf{X}\boldsymbol{\beta})\right\} \\
 &\quad \times \frac{1}{(2\pi\sigma^2)^{p/2} |\boldsymbol{\Sigma}_0|^{1/2}} \exp\left\{-\frac{1}{2\sigma^2}(\boldsymbol{\beta} - \boldsymbol{\beta}_0)^\top \boldsymbol{\Sigma}_0^{-1}(\boldsymbol{\beta} - \boldsymbol{\beta}_0)\right\} \\
 &\quad \times \frac{b_0^{a_0}}{\Gamma(a_0)} \frac{1}{(\sigma^2)^{a_0+1}} \exp\left\{-\frac{b_0}{\sigma^2}\right\} \\
 &\propto \frac{1}{(2\pi\sigma^2)^{p/2}} \exp\left\{\frac{1}{2\sigma^2}(\boldsymbol{\beta} - \boldsymbol{\beta}_3)^\top \boldsymbol{\Sigma}_3^{-1}(\boldsymbol{\beta} - \boldsymbol{\beta}_3)\right\} \\
 &\quad \times \frac{1}{(\sigma^2)^{a_0 + \frac{n}{2} + 1}} \exp\left\{-\frac{1}{\sigma^2}\left[b_0 + \frac{1}{2}(\mathbf{y}^\top \mathbf{y} + \boldsymbol{\beta}_0^\top \boldsymbol{\Sigma}_0^{-1} \boldsymbol{\beta}_0 - \boldsymbol{\beta}_3^\top \boldsymbol{\Sigma}_3^{-1} \boldsymbol{\beta}_3)\right]\right\},
 \end{aligned}$$

where  $\boldsymbol{\Sigma}_3 = (\mathbf{X}^\top \mathbf{X} + \boldsymbol{\Sigma}_0^{-1})^{-1}$  and

$$\boldsymbol{\beta}_3 = \boldsymbol{\Sigma}_3(\mathbf{X}^\top \mathbf{y} + \boldsymbol{\Sigma}_0^{-1} \boldsymbol{\beta}_0) = \left(\mathbf{X}^\top \mathbf{X} + \boldsymbol{\Sigma}_0^{-1}\right)^{-1} (\boldsymbol{\Sigma}_0^{-1} \boldsymbol{\beta}_0 + \mathbf{X}^\top \mathbf{y}).$$

Let  $a_n = a_0 + \frac{n}{2} + 1$  and  $b_n = b_0 + \frac{1}{2}(\mathbf{y}^\top \mathbf{y} + \boldsymbol{\beta}_0^\top \boldsymbol{\Sigma}_0^{-1} \boldsymbol{\beta}_0 - \boldsymbol{\beta}_3^\top \boldsymbol{\Sigma}_3^{-1} \boldsymbol{\beta}_3)$ . The posterior admits conjugacy and follows a NIG distribution:

$$\text{posterior} = \boldsymbol{\beta}, \sigma^2 \mid \mathbf{y}, \mathbf{X} \sim \text{NIG}(\boldsymbol{\beta}_3, \boldsymbol{\Sigma}_3, a_n, b_n).$$

### Connection to Zero-Mean Prior and Semi-conjugate Prior

We highlight the connection of the full conjugate model to the zero-mean prior and semi-conjugate prior models as follows:

1.  $\Sigma_0$  here is a fixed hyper-parameter.
2. If we assume further  $\mathbf{X}$  has full rank, when  $\Sigma_0^{-1} \rightarrow \mathbf{0}$ ,  $\beta_3 \rightarrow \hat{\beta} = (\mathbf{X}^\top \mathbf{X})^{-1} \mathbf{X}^\top \mathbf{y}$ , which is equivalent to the OLS estimate.
3. When  $b_0 \rightarrow \infty$ , then  $\sigma^2 \rightarrow \infty$  and  $\beta_3$  is approximately approaching  $\beta_0$ , the prior expectation of parameter. Compared to  $\beta_2$  in Section 9.4,  $\sigma^2 \rightarrow \infty$  will make  $\beta_2$  approach to  $\beta_0$ , where  $\sigma^2$  is a fixed hyper-parameter.
4. **Weighted average:** we reformulate  $\beta_3$  by

$$\begin{aligned} \beta_3 &= (\mathbf{X}^\top \mathbf{X} + \Sigma_0^{-1})^{-1} (\Sigma_0^{-1} \beta_0 + \mathbf{X}^\top \mathbf{y}) \\ &= (\mathbf{X}^\top \mathbf{X} + \Sigma_0^{-1})^{-1} \Sigma_0^{-1} \beta_0 + (\mathbf{X}^\top \mathbf{X} + \Sigma_0^{-1})^{-1} (\mathbf{X}^\top \mathbf{X}) (\mathbf{X}^\top \mathbf{X})^{-1} \mathbf{X}^\top \mathbf{y} \\ &= (\mathbf{I} - \mathbf{C}) \beta_0 + \mathbf{C} \hat{\beta}, \end{aligned}$$

where  $\hat{\beta} = (\mathbf{X}^\top \mathbf{X})^{-1} \mathbf{X}^\top \mathbf{y}$  is the OLS estimate of  $\beta$ , and matrix  $\mathbf{C}$  is defined as  $\mathbf{C} = (\mathbf{X}^\top \mathbf{X} + \Sigma_0^{-1})^{-1} (\mathbf{X}^\top \mathbf{X})$ . Therefore, the posterior mean of  $\beta$  is a weighted average of the prior mean and the OLS estimate of  $\beta$ . Thus, if we set  $\beta_0 = \hat{\beta}$ , the posterior mean of  $\beta$  will be exactly  $\hat{\beta}$ .

5. From  $a_n = a_0 + \frac{n}{2} + 1$ , we realize that  $2a_0$  is the prior sample size for  $\sigma^2$ .
6.  $\Sigma_3^{-1} = \mathbf{X}^\top \mathbf{X} + \Sigma_0^{-1}$ : The posterior inverse covariance (precision) is equal to data inverse covariance  $\mathbf{X}^\top \mathbf{X}$  + prior inverse covariance.

## Chapter 9 Problems

1. Suppose both  $p(x)$  and  $q(x)$  are probability density functions with

$$p(x) \propto q(x).$$

Show that  $p(x) = q(x)$  for all  $x$ .

2. We have shown that the Gamma distribution is a conjugate prior for the precision parameter of a Gaussian distribution. Show that the inverse-Gamma distribution is a conjugate prior for the variance parameter of a Gaussian distribution with a fixed mean parameter.
3. Replace the Gaussian noise in the Bayesian linear model using a zero-mean prior with an exponential noise. Discuss the Gibbs sampler for this model and draw its graphical representation. See also the exponential MLE in Problem 3.2 (p. 71).



---

---

# CHAPTER 10

---

## BEYOND BAYESIAN APPROACH: GAUSSIAN PROCESS REGRESSION

### Contents

---

<b>10.1 Beyond Bayesian Approach: Gaussian Process Regression . . .</b>	<b>145</b>
<b>10.2 Predictive Distribution of Bayesian Linear Model with Zero-Mean Prior . . . . .</b>	<b>145</b>
<b>10.3 Kernels In A Nutshell . . . . .</b>	<b>147</b>
<b>10.4 Gaussian Process from Zero-Mean Prior . . . . .</b>	<b>148</b>
10.4.1 Noise-Free Observations . . . . .	148
10.4.2 Noisy Observations . . . . .	150
10.4.3 Further Extension, Generalized Gaussian Process . . . . .	150
<b>10.5 Limitations of Gaussian Process from Non-Zero-Mean Prior* .</b>	<b>153</b>
<b>Chapter 10 Problems . . . . .</b>	<b>154</b>

---



## 10.1. Beyond Bayesian Approach: Gaussian Process Regression



In certain textbooks or college courses, discussions on the Gaussian process often occur without introducing the Bayesian linear model, leading to potential confusion. It will become evident that the Gaussian process regression truly “arises” from the Bayesian linear model with a zero-mean prior.

## 10.2. Predictive Distribution of Bayesian Linear Model with Zero-Mean Prior

Following from Bayesian linear model with a zero mean in Section 9.3 (p. 130), the predictive distribution  $g_* = g_*(\mathbf{x}_*)$  for a new data point  $\mathbf{x}_*$  remains a Gaussian distribution:

$$\begin{aligned} p(g_* | \mathbf{x}_* \mathbf{X}, \mathbf{y}, \sigma^2) &= \int p(g_* | \mathbf{x}_*, \boldsymbol{\beta}) p(\boldsymbol{\beta} | \mathbf{X}, \mathbf{y}, \sigma^2) d\boldsymbol{\beta} \\ &= \mathcal{N}\left(\frac{1}{\sigma^2} \mathbf{x}_*^\top \boldsymbol{\Sigma}_1 \mathbf{X}^\top \mathbf{y}, \mathbf{x}_*^\top \boldsymbol{\Sigma}_1 \mathbf{x}_*\right) \\ &= \mathcal{N}(\mathbf{x}_*^\top \boldsymbol{\beta}_1, \mathbf{x}_*^\top \boldsymbol{\Sigma}_1 \mathbf{x}_*), \end{aligned} \tag{10.1}$$

where the mean of the predictive distribution is the posterior mean of the weight parameter (i.e.,  $\boldsymbol{\beta}_1$ ) multiplied by the new input, and the predictive variance is a quadratic form of the new input indicating that the **predictive uncertainties** grow with the magnitude of the new input.

However, this Bayesian linear model suffers from limited expressiveness, having problems in its ability to capture and represent complex relationships within the data. One solution to overcome this issue is to use a set of basis functions and transfer from the  $p$ -dimensional space to a higher-dimensional space, potentially capturing more complex relationships, say  $q$ -dimensional space:  $\mathbf{x} \in \mathbb{R}^p \rightarrow \boldsymbol{\phi}(\mathbf{x}) \in \mathbb{R}^q$  and  $\mathbf{X} \rightarrow \boldsymbol{\Phi}(\mathbf{X}) \in \mathbb{R}^{n \times q}$ . However, the introduction of basis functions comes with a computational challenge. Specifically, as the dimensionality grows, the computational complexity increases quadratically. For instance, the computation of the predictive variance changes from  $\mathcal{O}(p^2 + p)$  to  $\mathcal{O}(q^2 + q)$ . The quadratic growth in complexity can be a significant challenge, particularly when scalability and efficiency are important considerations.

### Remark 10.1: Kernel Trick

Kernel trick could help reduce computational complexity in high-dimensional spaces. The key point to use the kernel trick is to make sure that the input space only involves dot products.

**Example 10.2.1 (Kernel Trick)** *For some examples, we have:*

1. *The computation of  $\boldsymbol{\phi}(\mathbf{x}_*)^\top \boldsymbol{\Phi}(\mathbf{X})^\top = \mathbf{z} \in \mathbb{R}^{1 \times n}$  only has the dot product from the input space. So we could use kernel trick to do the computation. And each element is  $z_i = k(\mathbf{x}_*, \mathbf{x}_i)$ , where  $k(\cdot, \cdot)$  represents a kernel function. The computation of the kernel function is potentially less than  $\mathcal{O}(q)$ .*

2. The computation of  $\mathbf{y}^\top \Phi(\mathbf{X})$  involves the dot product between the input space and the output space. So it cannot be reduced to the kernel form.  $\square$

Having this in mind, if we can reduce the computation of Equation (10.1) involving the input space to having only dot products, we could apply the kernel trick. To achieve this, we transfer the parameters in Equation (10.1) to a high-dimensional space. This transformation from  $\{\mathbf{x}_*, \mathbf{X}\}$  in  $x$ -space  $\in \mathbb{R}^p$  to  $\{\phi, \Phi\}$  in  $z$ -space  $\in \mathbb{R}^q$  yields the predictive distribution in the  $z$ -space form:

$z$ -Space Form :

$$g_* \mid \mathbf{x}_* \mathbf{X}, \mathbf{y}, \sigma^2 \sim \mathcal{N}(\phi(\mathbf{x}_*)^\top \beta_1, \phi(\mathbf{x}_*)^\top \Sigma_1 \phi(\mathbf{x}_*))$$

$$= \mathcal{N}\left(\phi(\mathbf{x}_*)^\top \left(\frac{1}{\sigma^2} \Phi^\top \Phi + \Sigma_0^{-1}\right)^{-1} \left(\frac{1}{\sigma^2} \Phi^\top \mathbf{y}\right), \phi(\mathbf{x}_*)^\top \Sigma_1 \phi(\mathbf{x}_*)\right),$$

where  $\Sigma_1 = \left(\frac{1}{\sigma^2} \Phi^\top \Phi + \Sigma_0^{-1}\right)^{-1}$ . Let  $\mathbf{K} = \Phi \Sigma_0 \Phi^\top$  and  $\phi_* = \phi(\mathbf{x}_*)$ , we have

$$\frac{1}{\sigma^2} \Phi^\top (\mathbf{K} + \sigma^2 \mathbf{I}) = \frac{1}{\sigma^2} \Phi^\top (\Phi \Sigma_0 \Phi^\top + \sigma^2 \mathbf{I}) = \Sigma_1^{-1} \Sigma_0 \Phi^\top, \quad (10.2)$$

where we use the fact that  $\mathbf{A} \mathbf{B} \mathbf{A} + \mathbf{A} = \mathbf{A}(\mathbf{B} \mathbf{A} + \mathbf{I}) = (\mathbf{A} \mathbf{B} + \mathbf{I}) \mathbf{A}$ . Note that we do not differentiate the notations of  $\Sigma_0$  and  $\Sigma_1$  in  $x$  and  $z$ -spaces. However, we only differentiate the notation of  $\mathbf{X}$  and  $\Phi$  in  $x$  and  $z$ -spaces, respectively. Next, by left-multiplying Equation (10.2) by  $\Sigma_1$  and right-multiplying by  $(\mathbf{K} + \sigma^2 \mathbf{I})^{-1}$ , we transform the predictive distribution into inner product form:

Inner Product Form :

$$g_* \mid \mathbf{x}_* \mathbf{X}, \mathbf{y}, \sigma^2 \sim \mathcal{N}(\phi_*^\top \Sigma_0 \Phi^\top (\mathbf{K} + \sigma^2 \mathbf{I})^{-1} \mathbf{y},$$

$$\phi_*^\top \Sigma_0 \phi_* - \phi_*^\top \Sigma_0 \Phi^\top (\mathbf{K} + \sigma^2 \mathbf{I})^{-1} \Phi \Sigma_0 \phi_*),$$

where the input space only has the forms  $\phi_*^\top \Sigma_0 \phi_*$ ,  $\phi_*^\top \Sigma_0 \Phi^\top$ , and  $\Phi \Sigma_0 \Phi$ —adhering to the kernel trick requirement.

We define kernel variables as follows:  $K(\mathbf{x}_*, \mathbf{x}_*) = \phi_*^\top \Sigma_0 \phi_*$ ,  $K(\mathbf{x}_*, \mathbf{X}) = \phi_*^\top \Sigma_0 \Phi^\top$ , and  $K(\mathbf{X}, \mathbf{X}) = \Phi \Sigma_0 \Phi^\top$ . Subsequently, we can express the predictive distribution in kernel form:

Kernel Form :

$$g_* \mid \mathbf{x}_* \mathbf{X}, \mathbf{y}, \sigma^2 \sim \mathcal{N}(K(\mathbf{x}_*, \mathbf{X})(K(\mathbf{X}, \mathbf{X}) + \sigma^2 \mathbf{I})^{-1} \mathbf{y},$$

$$K(\mathbf{x}_*, \mathbf{x}_*) - K(\mathbf{x}_*, \mathbf{X})(K(\mathbf{X}, \mathbf{X}) + \sigma^2 \mathbf{I})^{-1} K(\mathbf{X}, \mathbf{x}_*)). \quad (10.3)$$

Since  $\Sigma_0$  is positive definite (see Section 9.3, p. 130), it can be decomposed into  $\Sigma_0 = \Sigma_0^{1/2} \Sigma_0^{1/2}$ . Therefore, it can be absorbed into the kernel function. For example, let  $\tilde{\phi}(\mathbf{x}_*) = \phi(\mathbf{x}_*) \Sigma_0^{1/2}$ ,  $K(\mathbf{x}_*, \mathbf{x}_*)$  can be denoted by  $K(\mathbf{x}_*, \mathbf{x}_*) = \tilde{\phi}(\mathbf{x}_*)^\top \tilde{\phi}(\mathbf{x}_*)$ . Similarly,  $K(\mathbf{x}_*, \mathbf{X})$  can be represented as  $K(\mathbf{x}_*, \mathbf{X}) = \tilde{\phi}_*^\top \tilde{\Phi}^\top$ , and  $K(\mathbf{X}, \mathbf{X})$  as  $K(\mathbf{X}, \mathbf{X}) = \tilde{\Phi} \tilde{\Phi}^\top$ .

### 10.3. Kernels In A Nutshell

The kernel, employing basis functions, transforms  $\mathbf{x} \in \mathbb{R}^p$  to  $\phi(\mathbf{x}) \in \mathbb{R}^q$ . This conversion changes the inner product from  $\mathbf{x}^\top \mathbf{x}'$  in the  $p$ -dimensional space to  $k(\mathbf{x}, \mathbf{x}') = \phi(\mathbf{x})^\top \phi(\mathbf{x}')$  in the  $q$ -dimensional space. Consequently, the kernel matrix  $K(\mathbf{X}, \mathbf{X})$  exhibits the following properties:

1.  $K$  should be symmetric, i.e.,  $k(\mathbf{x}, \mathbf{x}') = k(\mathbf{x}', \mathbf{x})$ .
2. The kernel matrix  $K$  is positive semidefinite (PSD).

**Proof** [of Kernel Matrix  $K$  is PSD] Let  $K_{ij} = k(\mathbf{x}_i, \mathbf{x}_j)$ ,  $\forall i, j \in \{1, 2, \dots, n\}$ . And for any vector  $\mathbf{t}$ , we have

$$\begin{aligned} \mathbf{t}^\top K \mathbf{t} &= \sum_{i,j=1}^n t_i t_j K_{ij} = \sum_{i,j=1}^n t_i t_j \phi(\mathbf{x}_i)^\top \phi(\mathbf{x}_j) \\ &= \left( \sum_{i=1}^n t_i \phi(\mathbf{x}_i) \right)^\top \left( \sum_{j=1}^n t_j \phi(\mathbf{x}_j) \right) = \left\| \sum_{i=1}^n t_i \phi(\mathbf{x}_i) \right\|^2 \geq 0. \end{aligned}$$

This completes the proof. ■

We may find  $k(\mathbf{x}, \mathbf{x}')$  can be any function related to  $\mathbf{x}, \mathbf{x}'$  at first glance. However, due to the PSD property of the kernel matrix, this function is constrained to a specific form, ensuring that  $k(\mathbf{x}, \mathbf{x}')$  implicitly takes the shape of an inner-product in  $q$ -dimensional space.

**Remark 10.2: Kernels That are Usually Used: Some Specific Kernels**

We highlight some kernels that are often employed:

1. Linear kernel:  $k(\mathbf{x}, \mathbf{x}') = \mathbf{x}^\top \mathbf{x}'$ .
2. Polynomial kernel:  $k(\mathbf{x}, \mathbf{x}') = (\eta + \gamma \mathbf{x}^\top \mathbf{x}')^Q$  with  $\gamma > 0, \eta \geq 0$ .
3. Gaussian kernel:  $k(\mathbf{x}, \mathbf{x}') = \exp(-\gamma \|\mathbf{x} - \mathbf{x}'\|^2)$ . We here prove that Gaussian kernel is of infinite-dimensional transformation. Without loss of generality, let  $\gamma = 1$ , then,

$$\begin{aligned} k(\mathbf{x}, \mathbf{x}') &= \exp(-\|\mathbf{x} - \mathbf{x}'\|^2) \\ &= \exp(-\mathbf{x}^\top \mathbf{x}) \exp(-\mathbf{x}'^\top \mathbf{x}') \exp(2\mathbf{x}^\top \mathbf{x}') \\ &\stackrel{\text{Taylor expansion}}{=} \exp(-\mathbf{x}^\top \mathbf{x}) \exp(-\mathbf{x}'^\top \mathbf{x}') \exp\left(\sum_{i=0}^{\infty} \frac{(2\mathbf{x}^\top \mathbf{x}')^i}{i!}\right) \\ &= \sum_{i=0}^{\infty} \left( \exp(-\mathbf{x}^\top \mathbf{x}) \exp(-\mathbf{x}'^\top \mathbf{x}') \sqrt{\frac{2^i}{i!}} \sqrt{\frac{2^i}{i!}} (\mathbf{x})^i \cdot (\mathbf{x}')^i \right) \\ &= \sum_{i=0}^{\infty} \left( \exp(-\mathbf{x}^\top \mathbf{x}) \sqrt{\frac{2^i}{i!}} (\mathbf{x})^i \cdot \exp(-\mathbf{x}'^\top \mathbf{x}') \sqrt{\frac{2^i}{i!}} (\mathbf{x}')^i \right) \\ &= \phi(\mathbf{x})^\top \phi(\mathbf{x}'), \end{aligned}$$

where  $\phi(\mathbf{x}) = \sum_{i=0}^{\infty} \exp(-\mathbf{x}^\top \mathbf{x}) \sqrt{\frac{2^i}{i!}} (\mathbf{x})^i$ , which is a sum of one-dimensional input to infinite-dimensional input. Similarly, we can get the infinite-dimensional transformation of Gaussian kernel when  $\gamma \neq 1$ .

4. Other valid kernels: A big advantage of using kernels is that we do not need to specify  $\phi(\mathbf{x})$  explicitly, since we can work directly with  $K$ .

## 10.4. Gaussian Process from Zero-Mean Prior

We employ Gaussian processes (GPs) to characterize a distribution over functions. Gaussian processes are natural generalizations of multivariate Gaussian random variables to infinite (countably or continuous) index sets. Formally, we define Gaussian processes as follows:

**Definition 10.1 (Gaussian Process)** *A Gaussian process is a collection of random variables, any finite number of which have a joint Gaussian distribution. The definition does not exclude Gaussian processes with finite index sets, which would be simply Gaussian distributions.*

### 10.4.1 Noise-Free Observations

Following the Bayesian linear model with zero-mean prior in Section 9.3 (p. 130), we assume a zero-mean prior  $\beta \sim \mathcal{N}(\mathbf{0}, \Sigma_0)$  and define  $g(\mathbf{x}) = \phi(\mathbf{x})^\top \beta$  for each input observation  $\mathbf{x}$ . Then, the mean and covariance for the prior output are:

$$\begin{aligned} \mathbb{E}[g(\mathbf{x})] &= \phi(\mathbf{x})^\top \mathbb{E}[\beta] = 0, \\ \mathbb{E}[g(\mathbf{x})g(\mathbf{x}')] &= \phi(\mathbf{x})^\top \mathbb{E}[\beta\beta^\top] \phi(\mathbf{x}') = \phi(\mathbf{x})^\top \Sigma_0 \phi(\mathbf{x}'), \end{aligned} \quad (10.4)$$

where the prior covariance matrix is specified manually and we could use a kernel function instead:  $k(\mathbf{x}, \mathbf{x}') = \phi(\mathbf{x})^\top \Sigma_0 \phi(\mathbf{x}')$ .

Suppose we have the training input design matrix  $\mathbf{X}$ , training output vector  $\mathbf{y}$ , test input design matrix  $\mathbf{X}_*$ , and test output vector  $\mathbf{g}_*$ . We obtain the joint distribution of the training outputs  $\mathbf{y}$  and the test outputs  $\mathbf{g}_*$  by Equation (10.4):

$$\begin{bmatrix} \mathbf{y} \\ \mathbf{g}_* \end{bmatrix} \sim \mathcal{N} \left( \mathbf{0}, \begin{bmatrix} K(\mathbf{X}, \mathbf{X}) & K(\mathbf{X}, \mathbf{X}_*) \\ K(\mathbf{X}_*, \mathbf{X}) & K(\mathbf{X}_*, \mathbf{X}_*) \end{bmatrix} \right).$$

Therefore, we could use Gaussian identities to obtain the marginal distribution of test outputs  $\mathbf{g}_*$ .

**Lemma 10.3: (Marginal Distribution of Test Outputs)** Following from Section 9.3 (p. 130), assume a zero-mean prior  $\beta \sim \mathcal{N}(\mathbf{0}, \Sigma_0)$  and define  $g(\mathbf{x}) = \phi(\mathbf{x})^\top \beta$ . Given the observed training inputs  $\mathbf{X}$ , training outputs  $\mathbf{y}$ , and test inputs  $\mathbf{x}_*$ , the marginal distribution of test outputs  $\mathbf{g}_*$  is

$$\begin{aligned} \mathbf{g}_* \mid \mathbf{X}_* \mathbf{X}, \mathbf{y} &\sim \mathcal{N}(K(\mathbf{X}_*, \mathbf{X})K(\mathbf{X}, \mathbf{X})^{-1}\mathbf{y}, \\ &K(\mathbf{X}_*, \mathbf{x}_*) - K(\mathbf{X}_*, \mathbf{X})K(\mathbf{X}, \mathbf{X})^{-1}K(\mathbf{X}, \mathbf{X}_*)). \end{aligned}$$

**Proof** [of Lemma 10.3] Let  $\mathbf{x}$  and  $\mathbf{y}$  be jointly Gaussian random vectors:

$$\begin{bmatrix} \mathbf{x} \\ \mathbf{y} \end{bmatrix} \sim \mathcal{N} \left( \begin{bmatrix} \mathbf{u}_x \\ \mathbf{u}_y \end{bmatrix}, \begin{bmatrix} \mathbf{A}, & \mathbf{C} \\ \mathbf{C}^\top, & \mathbf{B} \end{bmatrix} \right).$$

By **Gaussian identity**, the marginal distribution of  $\mathbf{x}$  and the conditional distribution of  $\mathbf{x}$  given  $\mathbf{y}$  are

$$\begin{aligned} \mathbf{x} &\sim \mathcal{N}(\mathbf{u}_x, \mathbf{A}), \\ \mathbf{x} \mid \mathbf{y} &\sim \mathcal{N}(\mathbf{u}_x + \mathbf{C}\mathbf{B}^{-1}(\mathbf{y} - \mathbf{u}_y), \mathbf{A} - \mathbf{C}\mathbf{B}^{-1}\mathbf{C}^\top) \\ \mathbf{y} &\sim \mathcal{N}(\mathbf{u}_y, \mathbf{B}) \\ \mathbf{y} \mid \mathbf{x} &\sim \mathcal{N}(\mathbf{u}_y + \mathbf{C}^\top \mathbf{A}^{-1}(\mathbf{x} - \mathbf{u}_x), \mathbf{B} - \mathbf{C}^\top \mathbf{A}^{-1} \mathbf{C}). \end{aligned}$$

Thus, it follows that

$$\begin{aligned} \mathbf{g}_* \mid \mathbf{X}_* \mathbf{X}, \mathbf{y} &\sim \mathcal{N}(K(\mathbf{X}_*, \mathbf{X})K(\mathbf{X}, \mathbf{X})^{-1}\mathbf{y}, \\ &K(\mathbf{X}_*, \mathbf{x}_*) - K(\mathbf{X}_*, \mathbf{X})K(\mathbf{X}, \mathbf{X})^{-1}K(\mathbf{X}, \mathbf{X}_*)), \end{aligned}$$

which completes the proof. ■

The marginal distribution of test outputs  $\mathbf{g}_*$  agrees with the kernel form of the Bayesian linear model with zero-mean prior in Equation (10.3), except that the noise term and the output are vectors now (i.e.,  $g_* \rightarrow \mathbf{g}_*$ ).

### What Does a Distribution Over Functions Mean?

When given  $k(\mathbf{x}, \mathbf{x}') = \phi(\mathbf{x})^\top \Sigma_0 \phi(\mathbf{x}')$ , which implies a zero-mean prior  $\beta \sim \mathcal{N}(\mathbf{0}, \Sigma_0)$ , we have the prior distribution over  $\mathbf{g}_*$ :

$$\mathbf{g}_* \sim \mathcal{N} \left( \mathbf{0}, \begin{bmatrix} K(\mathbf{X}_*, \mathbf{X}_*) \end{bmatrix} \right).$$

Therefore, we can sample functions from  $p(\mathbf{g}_* \mid \mathbf{X}_*)$ . By sampling functions, we mean the realizations of the output values given the inputs (possibly finite or infinite number of samples) and its distribution. And this is the meaning of *distribution over functions*.

When given observed data  $\mathbf{y}$  and  $\mathbf{X}$ , we have the prior distribution over  $\mathbf{y}$  and  $\mathbf{g}_*$ :

$$\begin{bmatrix} \mathbf{y} \\ \mathbf{g}_* \end{bmatrix} \sim \mathcal{N} \left( \mathbf{0}, \begin{bmatrix} K(\mathbf{X}, \mathbf{X}), & K(\mathbf{X}, \mathbf{X}_*) \\ K(\mathbf{X}_*, \mathbf{X}), & K(\mathbf{X}_*, \mathbf{X}_*) \end{bmatrix} \right).$$

Thus, we can compute the posterior by

$$\begin{aligned} \mathbf{g}_* \mid \mathbf{X}_* \mathbf{X}, \mathbf{y} &\sim \mathcal{N}(K(\mathbf{X}_*, \mathbf{X})K(\mathbf{X}, \mathbf{X})^{-1}\mathbf{y}, \\ &K(\mathbf{X}_*, \mathbf{x}_*) - K(\mathbf{X}_*, \mathbf{X})K(\mathbf{X}, \mathbf{X})^{-1}K(\mathbf{X}, \mathbf{X}_*)), \end{aligned}$$

by which we can sample functions for the posterior distribution of  $p(\mathbf{g}_* | \mathbf{X}_* \mathbf{X}, \mathbf{y})$ .

### 10.4.2 Noisy Observations

Following again from Section 9.3 (p. 130), we assume a zero-mean prior  $\beta \sim \mathcal{N}(\mathbf{0}, \Sigma_0)$ . And we define  $g(\mathbf{x}) = \phi(\mathbf{x})^\top \beta + \epsilon$  and  $\epsilon \sim \mathcal{N}(0, \sigma^2)$ . Then, the mean and covariance for the prior output are:

$$\begin{aligned} \mathbb{E}[g(\mathbf{x})] &= \phi(\mathbf{x})^\top \mathbb{E}[\beta] + \mathbb{E}[\epsilon] = \mathbf{0}, \\ \mathbb{E}[g(\mathbf{x})g(\mathbf{x})] &= \phi(\mathbf{x})^\top \mathbb{E}[\beta\beta^\top] \phi(\mathbf{x}) + 2\phi(\mathbf{x})^\top \mathbb{E}[\beta] \mathbb{E}[\epsilon] + \mathbb{E}[\epsilon^2] \\ &= \phi(\mathbf{x})^\top \Sigma_0 \phi(\mathbf{x}) + \sigma^2, \\ \mathbb{E}[g(\mathbf{x})g(\mathbf{x}')] &= \phi(\mathbf{x})^\top \mathbb{E}[\beta\beta^\top] \phi(\mathbf{x}') + \phi(\mathbf{x})^\top \mathbb{E}[\beta] \mathbb{E}[\epsilon] + \phi(\mathbf{x}')^\top \mathbb{E}[\beta] \mathbb{E}[\epsilon] + \mathbb{E}[\epsilon^2] \\ &= \phi(\mathbf{x})^\top \Sigma_0 \phi(\mathbf{x}'). \end{aligned}$$

That is,

$$\text{cov}(y_i, y_j) = k(\mathbf{x}_i, \mathbf{x}_j) \delta_{ij},$$

where  $\delta_{ij}$  is a Kronecker delta, which is equal to 1 if and only if  $i = j$  and 0 otherwise. Therefore, we can obtain the joint distribution of the training outputs  $\mathbf{y}$  and the test outputs  $\mathbf{g}_*$ :

$$\begin{bmatrix} \mathbf{y} \\ \mathbf{g}_* \end{bmatrix} \sim \mathcal{N} \left( \mathbf{0}, \begin{bmatrix} K(\mathbf{X}, \mathbf{X}) + \sigma^2 \mathbf{I} & K(\mathbf{X}, \mathbf{X}_*) \\ K(\mathbf{X}_*, \mathbf{X}) & K(\mathbf{X}_*, \mathbf{X}_*) \end{bmatrix} \right).$$

Similarly, we could use Gaussian identities to obtain the marginal distribution of test outputs  $\mathbf{g}_*$ .

**Lemma 10.4: (Marginal Distribution of Test Outputs)** Following from Section 9.3 (p. 130), assume a zero-mean prior  $\beta \sim \mathcal{N}(\mathbf{0}, \Sigma_0)$  and define  $g(\mathbf{x}) = \phi(\mathbf{x})^\top \beta + \epsilon$ , where  $\epsilon \sim \mathcal{N}(0, \sigma^2)$ . Given observed training inputs  $\mathbf{X}$ , training outputs  $\mathbf{y}$ , and test inputs  $\mathbf{x}_*$ , the marginal distribution of test outputs  $\mathbf{g}_*$  is

$$\begin{aligned} \mathbf{g}_* | \mathbf{X}_* \mathbf{X}, \mathbf{y} &\sim \mathcal{N}(K(\mathbf{X}_*, \mathbf{X})(K(\mathbf{X}, \mathbf{X}) + \sigma^2 \mathbf{I})^{-1} \mathbf{y}, \\ &K(\mathbf{X}_*, \mathbf{x}_*) - K(\mathbf{X}_*, \mathbf{X})(K(\mathbf{X}, \mathbf{X}) + \sigma^2 \mathbf{I})^{-1} K(\mathbf{X}, \mathbf{X}_*)). \end{aligned}$$

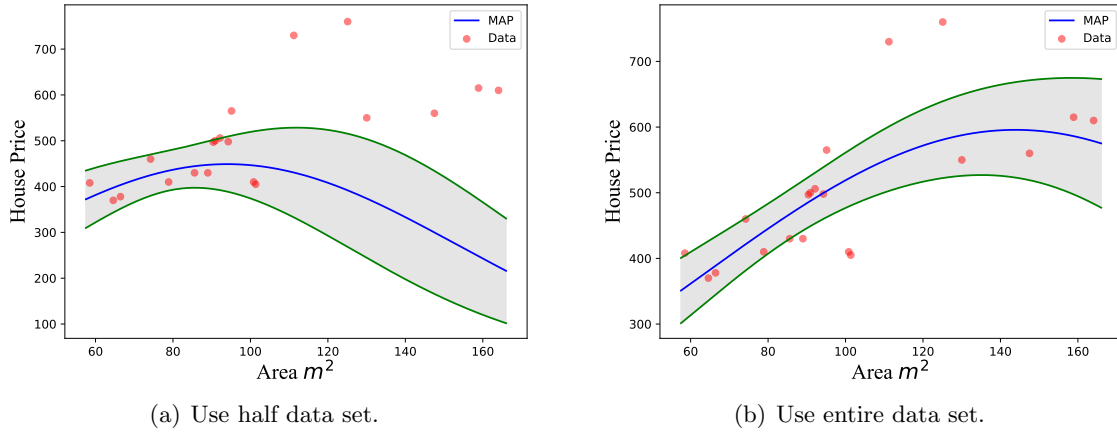
The marginal distribution of test outputs  $\mathbf{g}_*$  aligns with the form of Equation (10.3), except that the output is a vector now (i.e.,  $g_* \rightarrow \mathbf{g}_*$ ).

### 10.4.3 Further Extension, Generalized Gaussian Process

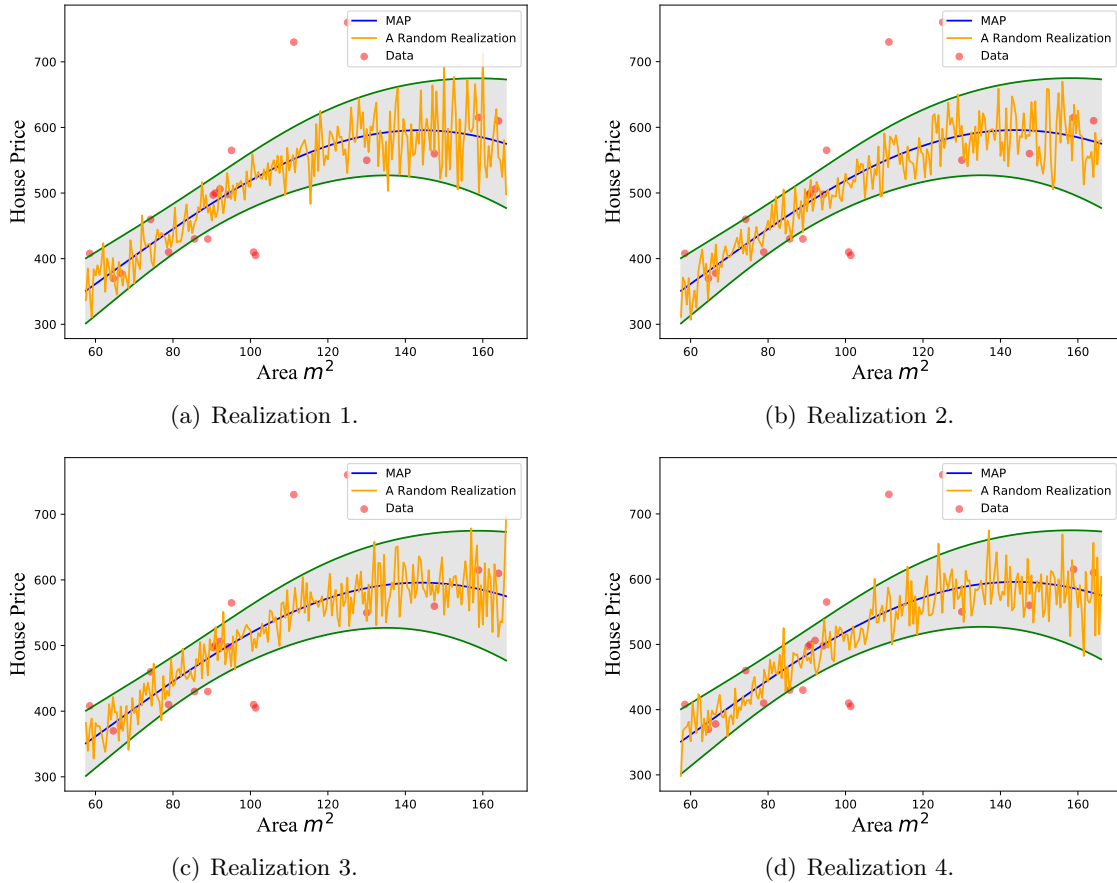
Expanding upon the concept of the generalized linear model introduced in Section 7.1 (p. 107), we can assign distinct noise variance values to individual observations. Suppose the noise covariance matrix now is  $\sigma^2 \mathbf{\Lambda}$ , where  $\mathbf{\Lambda}$  is a diagonal matrix. Then, the marginal distribution of test outputs  $\mathbf{g}_*$  becomes

$$\begin{aligned} \mathbf{g}_* | \mathbf{X}_* \mathbf{X}, \mathbf{y} &\sim \mathcal{N}(K(\mathbf{X}_*, \mathbf{X})(K(\mathbf{X}, \mathbf{X}) + \sigma^2 \mathbf{\Lambda})^{-1} \mathbf{y}, \\ &K(\mathbf{X}_*, \mathbf{x}_*) - K(\mathbf{X}_*, \mathbf{X})(K(\mathbf{X}, \mathbf{X}) + \sigma^2 \mathbf{\Lambda})^{-1} K(\mathbf{X}, \mathbf{X}_*)). \end{aligned}$$

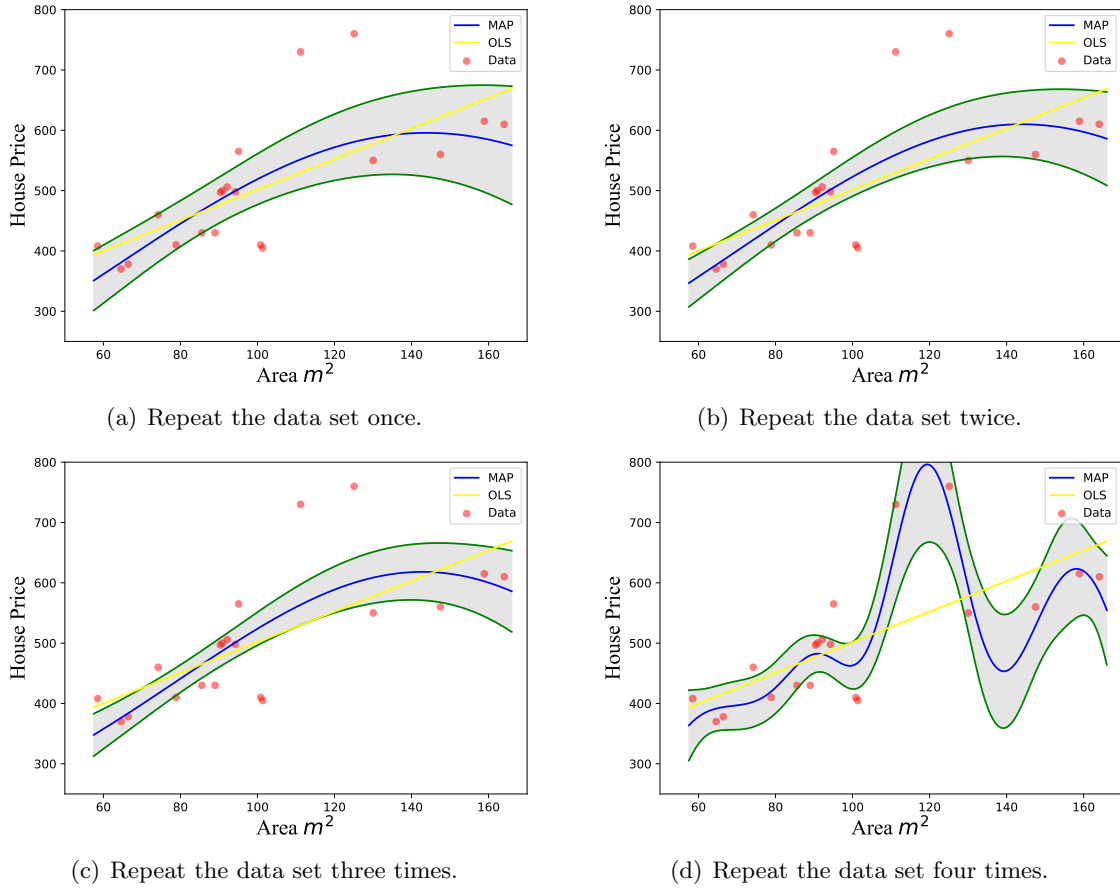
Apparently, the noise covariance should not be dependent on the input matrix  $\mathbf{X}$ . Otherwise, we will not be able to use the kernel trick.



**Figure 10.1:** Comparison of using half of the data with the use of the entire data set.



**Figure 10.2:** Random realizations.



**Figure 10.3:** Repeat data set to have larger data set number.

**Example 10.4.1** For a data set where the inputs represents the house area and the output corresponds to the rent of the house. We use cross-validation (CV) to determine the parameters in the Gaussian kernel.

In Figure 10.1, the red dots represent the training inputs, the blue line signifies the MAP estimate via GP regressor, and the shaded area indicates the ones with a confidence interval of 95%.

In Figure 10.1(b), we employ the entire data set. While in Figure 10.1(a), we utilize only the data with house areas smaller than  $100 \text{ m}^2$ . In this case, we can observe that the estimator in Figure 10.1(a) does not predict well when the house area is larger than  $100 \text{ m}^2$ .

In Figure 10.2, we use the entire data set for prediction, and we draw four random realizations from the posterior as shown by orange lines. This offers a deeper understanding of the concept of **distribution over functions**.

In Figure 10.3, we repeat the data set once, twice, three times, and four times to investigate the impact of the number of data sets. The yellow line represents the predictor by OLS. It can be observed that the estimate from OLS remains constant since the data set is



identical. To see this, suppose the OLS estimate for data without repeating is given by

$$\hat{\beta}_1 = (\mathbf{X}^\top \mathbf{X})^{-1} \mathbf{X}^\top \mathbf{y}.$$

The OLS estimate for data with repeating twice is given by

$$\begin{aligned} \hat{\beta}_2 &= \left( \begin{bmatrix} \mathbf{X} \\ \mathbf{X} \end{bmatrix}^\top \begin{bmatrix} \mathbf{X} \\ \mathbf{X} \end{bmatrix} \right)^{-1} \begin{bmatrix} \mathbf{X} \\ \mathbf{X} \end{bmatrix}^\top \begin{bmatrix} \mathbf{y} \\ \mathbf{y} \end{bmatrix} \\ &= \frac{1}{2} (\mathbf{X}^\top \mathbf{X})^{-1} \cdot 2 \mathbf{X}^\top \mathbf{y} = \hat{\beta}_1. \end{aligned}$$

which is exactly the same as  $\hat{\beta}_1$ . Similarly, we can also show that the OLS estimate for data with repeating three times and four times are the same as well. This consistency also holds for different repetitions.

However, when we repeat the data set for the GP regressor, the estimator from the GP regressor exhibits a smaller variance when the data set size increases. In Section 9.2 (p. 128), we mentioned that the Bayesian model considers prior information on the parameters in the model, making it particularly useful to regularize regression problems where data information is limited. The size of data set is crucial in the Bayesian approach, as illustrated in Example 9.2.1 (p. 129). This example elucidates the Bayesian rationale underlying GP modeling.  $\square$

### 10.5. Limitations of Gaussian Process from Non-Zero-Mean Prior\*

When the prior mean  $\beta_0$  is not zero (see Equation (9.2), p. 133), and the model is under the Gaussian noise  $\epsilon \sim \mathcal{N}(\mathbf{0}, \sigma^2 \mathbf{I})$ , we transform the predictive distribution into

$$\begin{aligned} g_* | \mathbf{x}_* \mathbf{X}, \mathbf{y}, \sigma^2 &\sim \mathcal{N}(\phi_*^\top \Sigma_0 \Phi^\top (\mathbf{K} + \sigma^2 \mathbf{I})^{-1} \mathbf{y} + \phi_*^\top (\frac{1}{\sigma^2} \Sigma_0 \Phi^\top \Phi + \mathbf{I})^{-1} \beta_0, \\ &\quad \phi_*^\top \Sigma_0 \phi_* - \phi_*^\top \Sigma_0 \Phi^\top (\mathbf{K} + \sigma^2 \mathbf{I})^{-1} \Phi \Sigma_0 \phi_*), \end{aligned}$$

where we use the fact that  $(\mathbf{A}\mathbf{B})^{-1} = \mathbf{B}^{-1}\mathbf{A}^{-1}$  if both  $\mathbf{A}$  and  $\mathbf{B}$  are nonsingular.

Following from Section 9.3 (p. 130), if we assume a non zero-mean prior  $\beta \sim \mathcal{N}(\beta_0, \Sigma_0)$  and define  $g(\mathbf{x}) = \phi(\mathbf{x})^\top \beta$ , then, the mean and covariance for the prior output are:

$$\begin{aligned} \mathbb{E}[g(\mathbf{x})] &= \phi(\mathbf{x})^\top \mathbb{E}[\beta] = \phi(\mathbf{x})^\top \beta_0, \\ \mathbb{E}[g(\mathbf{x})g(\mathbf{x}')] &= \phi(\mathbf{x})^\top \mathbb{E}[\beta\beta^\top] \phi(\mathbf{x}') = \phi(\mathbf{x})^\top (\Sigma_0 + \beta_0\beta_0^\top) \phi(\mathbf{x}'), \end{aligned}$$

Therefore, we could obtain the joint distribution of the training outputs  $\mathbf{y}$  and the test outputs  $\mathbf{g}_*$  by

$$\begin{bmatrix} \mathbf{y} \\ \mathbf{g}_* \end{bmatrix} \sim \mathcal{N} \left( \begin{bmatrix} \phi(\mathbf{x})^\top \beta_0 \\ \phi(\mathbf{g}_*)^\top \beta_0 \end{bmatrix}, \begin{bmatrix} K(\mathbf{X}, \mathbf{X}) + \sigma^2 \mathbf{I}, & K(\mathbf{X}, \mathbf{X}_*) \\ K(\mathbf{X}_*, \mathbf{X}), & K(\mathbf{X}_*, \mathbf{X}_*) \end{bmatrix} \right).$$

By Gaussian identities, the marginal distribution of test outputs is

$$\begin{aligned} \mathbf{g}_* | \mathbf{X}_* \mathbf{X}, \mathbf{y} &\sim \mathcal{N}(\phi(\mathbf{g}_*)^\top \beta_0 + K(\mathbf{X}_*, \mathbf{X})(K(\mathbf{X}, \mathbf{X}) + \sigma^2 \mathbf{I})^{-1}(\mathbf{y} - \phi(\mathbf{x})^\top \beta_0), \\ &\quad K(\mathbf{X}_*, \mathbf{x}_*) - K(\mathbf{X}_*, \mathbf{X})(K(\mathbf{X}, \mathbf{X}) + \sigma^2 \mathbf{I})^{-1}K(\mathbf{X}, \mathbf{X}_*)). \end{aligned}$$

where we notice that we cannot find an explicit form in the  $z$ -dimensional space for the mean of  $g(\mathbf{x})$ , precluding the application of the kernel trick in this context. Consequently, we encounter a limitation in flexibility when applying a non-zero-mean prior.

## ⌘ Chapter 10 Problems ⌘

1. Show that the linear kernel, polynomial kernel, and Gaussian kernel in Remark 10.2 exhibit the positive definite property.



---

---

# APPENDIX A

---

## PROOFS

### Contents

---

A.1 Dimension of Column Space and Row Space . . . . .	157
A.2 Cochran's Theorem . . . . .	158
A.3 Trace Trick for Quadratic Expectation of Random Variables . . . . .	161
A.4 Famous Inequalities . . . . .	162
A.5 Taylor's Expansion . . . . .	164

---

### A.1. Dimension of Column Space and Row Space

In this appendix, we establish the equivalence stated in Lemma A.1, demonstrating that the dimension of the column space of a matrix  $\mathbf{X} \in \mathbb{R}^{n \times p}$  is identical to the dimension of its row space. In other words, the row rank and the column rank of a matrix  $\mathbf{X}$  are equal.

**Lemma A.1: (Dimension of Column Space and Row Space)** The dimension of the column space of a matrix  $\mathbf{X} \in \mathbb{R}^{n \times p}$  is equal to the dimension of its row space, i.e., the row rank and the column rank of a matrix  $\mathbf{X}$  are equal.

**Proof** [of Lemma A.1] We first notice that the null space of  $\mathbf{X}$  is orthogonal complementary to the row space of  $\mathbf{X}$ :  $\mathcal{N}(\mathbf{X}) \perp \mathcal{C}(\mathbf{X}^\top)$  (where the row space of  $\mathbf{X}$  is equivalent to the column space of  $\mathbf{X}^\top$ ). That is, vectors in the null space of  $\mathbf{X}$  are orthogonal to vectors in the row space of  $\mathbf{X}$ . To see this, suppose  $\mathbf{X} = [\mathbf{x}_1^\top; \mathbf{x}_2^\top; \dots; \mathbf{x}_n^\top]$  is the row partition of  $\mathbf{X}$ . For any vector  $\boldsymbol{\beta} \in \mathcal{N}(\mathbf{X})$ , we have  $\mathbf{X}\boldsymbol{\beta} = \mathbf{0}$ , that is,  $[\mathbf{x}_1^\top \boldsymbol{\beta}; \mathbf{x}_2^\top \boldsymbol{\beta}; \dots; \mathbf{x}_n^\top \boldsymbol{\beta}] = \mathbf{0}$ . And since the row space of  $\mathbf{X}$  is spanned by  $\{\mathbf{x}_1^\top, \mathbf{x}_2^\top, \dots, \mathbf{x}_n^\top\}$ . Then,  $\boldsymbol{\beta}$  is perpendicular to any vectors from  $\mathcal{C}(\mathbf{X}^\top)$ . This indicates  $\mathcal{N}(\mathbf{X}) \perp \mathcal{C}(\mathbf{X}^\top)$ .

Now, assuming the dimension of the row space of  $\mathbf{X}$  is  $r$ , let  $\mathbf{r}_1, \mathbf{r}_2, \dots, \mathbf{r}_r$  be a set of vectors in  $\mathbb{R}^p$  and form a basis for the row space. Consequently, the  $r$  vectors  $\mathbf{X}\mathbf{r}_1, \mathbf{X}\mathbf{r}_2, \dots, \mathbf{X}\mathbf{r}_r$  are in the column space of  $\mathbf{X}$ ; furthermore, they are linearly independent. To see this, suppose we have a linear combination of the  $r$  vectors:  $\beta_1 \mathbf{A}\mathbf{r}_1 + \beta_2 \mathbf{A}\mathbf{r}_2 + \dots + \beta_r \mathbf{A}\mathbf{r}_r = \mathbf{0}$ , that is,  $\mathbf{X}(\beta_1 \mathbf{r}_1 + \beta_2 \mathbf{r}_2 + \dots + \beta_r \mathbf{r}_r) = \mathbf{0}$ , and the vector  $\mathbf{v} = \beta_1 \mathbf{r}_1 + \beta_2 \mathbf{r}_2 + \dots + \beta_r \mathbf{r}_r$  is in null space of  $\mathbf{X}$ . But since  $\{\mathbf{r}_1, \mathbf{r}_2, \dots, \mathbf{r}_r\}$  is a basis for the row space of  $\mathbf{X}$ ,  $\mathbf{v}$  is thus also in the row space of  $\mathbf{X}$ . We have shown that vectors from null space of  $\mathbf{X}$  is perpendicular to vectors from row space of  $\mathbf{X}$ , thus  $\mathbf{v}^\top \mathbf{v} = 0$  and  $\beta_1 = \beta_2 = \dots = \beta_r = 0$ . Then,  $\mathbf{X}\mathbf{r}_1, \mathbf{X}\mathbf{r}_2, \dots, \mathbf{X}\mathbf{r}_r$  are in the column space of  $\mathbf{X}$  and they are independent. This means that the dimension of the column space of  $\mathbf{X}$  is larger than  $r$ . This result shows that **row rank of  $\mathbf{X} \leq$  column rank of  $\mathbf{X}$** .

If we apply this process again for  $\mathbf{X}^\top$ . We will have **column rank of  $\mathbf{X} \leq$  row rank of  $\mathbf{X}$** . This completes the proof.  $\blacksquare$

Further information can be drawn from this proof is that if  $\mathbf{r}_1, \mathbf{r}_2, \dots, \mathbf{r}_r$  is a set of vectors in  $\mathbb{R}^p$  that forms a basis for the row space, then  $\mathbf{X}\mathbf{r}_1, \mathbf{X}\mathbf{r}_2, \dots, \mathbf{X}\mathbf{r}_r$  is a basis for the column space of  $\mathbf{X}$ . We formulate this finding into the following lemma.

**Lemma A.2: (Column Basis from Row Basis)** For any matrix  $\mathbf{X} \in \mathbb{R}^{n \times p}$ , let  $\{\mathbf{r}_1, \mathbf{r}_2, \dots, \mathbf{r}_r\}$  be a set of vectors in  $\mathbb{R}^p$ , which forms a basis for the row space. Then,  $\{\mathbf{X}\mathbf{r}_1, \mathbf{X}\mathbf{r}_2, \dots, \mathbf{X}\mathbf{r}_r\}$  is a basis for the column space of  $\mathbf{X}$ .

### A.2. Cochran's Theorem

In this appendix, we provide proof for Theorem 5.5 (p. 94). To prove the Cochran's theorem, we need the following lemma.

**Lemma A.3: (Idempotent Decomposition: Rank-Additivity)** For  $n \times n$  square matrices  $\mathbf{A}_1, \mathbf{A}_2, \dots, \mathbf{A}_k$ , and  $\mathbf{A}_1 + \mathbf{A}_2 + \dots + \mathbf{A}_k = \mathbf{I}_n$ , then the following three conditions are equivalent:

- (i)  $\mathbf{A}_i^2 = \mathbf{A}_i$ , for all  $i \in \{1, 2, \dots, k\}$ , i.e.,  $\mathbf{A}_i$ 's are idempotent;
- (ii)  $\text{rank}(\mathbf{A}_1) + \text{rank}(\mathbf{A}_2) + \dots + \text{rank}(\mathbf{A}_k) = n$ ;
- (iii)  $\mathbf{A}_i \mathbf{A}_j = \mathbf{0}$  for all  $i \neq j$  and  $i, j \in \{1, 2, \dots, k\}$ .

**Proof** [of Lemma A.3] From (i) to (ii), by Lemma 2.20 (p. 47), the trace and rank of any idempotent matrix are the same. Then,

$$\sum_{i=1}^k \text{rank}(\mathbf{A}_i) = \sum_{i=1}^k \text{tr}(\mathbf{A}_i) = \text{tr}(\mathbf{I}_n) = n.$$

From (ii) to (iii), we have the following block Gaussian elimination for a  $(k+1) \times (k+1)$  block matrix (that is,  $(k+1)n \times (k+1)n$  matrix), where  $(2, 2), (3, 3), \dots, (k+1, k+1)$  blocks are  $\mathbf{A}_1, \mathbf{A}_2, \dots, \mathbf{A}_k$ , respectively:

$$\begin{aligned} \mathbf{X} = \begin{bmatrix} \mathbf{0}_n & & & \\ & \mathbf{A}_1 & & \\ & & \ddots & \\ & & & \mathbf{A}_k \end{bmatrix} &\xrightarrow{\mathbf{E}_1 \times} \begin{bmatrix} \mathbf{0}_n & \mathbf{A}_1 & \dots & \mathbf{A}_k \\ & \mathbf{A}_1 & & \\ & & \ddots & \\ & & & \mathbf{A}_k \end{bmatrix} &\xrightarrow{\mathbf{E}_2 \times} \begin{bmatrix} \mathbf{I}_n & \mathbf{A}_1 & \dots & \mathbf{A}_k \\ \mathbf{A}_1 & \mathbf{A}_1 & & \\ \vdots & & \ddots & \\ \mathbf{A}_k & & & \mathbf{A}_k \end{bmatrix} &\xrightarrow{\mathbf{E}_3 \times} \\ \begin{bmatrix} \mathbf{I}_n & \mathbf{A}_1 & \dots & \mathbf{A}_k \\ & \mathbf{A}_1 - \mathbf{A}_1^2 & & -\mathbf{A}_1 \mathbf{A}_k \\ & \vdots & \ddots & \vdots \\ & -\mathbf{A}_k \mathbf{A}_1 & & \mathbf{A}_k - \mathbf{A}_k^2 \end{bmatrix} &\xrightarrow{\mathbf{E}_4 \times} \begin{bmatrix} \mathbf{I}_n & & & \\ & \mathbf{A}_1 - \mathbf{A}_1^2 & & -\mathbf{A}_1 \mathbf{A}_k \\ & \vdots & \ddots & \vdots \\ & -\mathbf{A}_k \mathbf{A}_1 & & \mathbf{A}_k - \mathbf{A}_k^2 \end{bmatrix} = \mathbf{Y}, \end{aligned}$$

where blank entries indicate zeros. And

- $\mathbf{E}_1$  is used to add row-2, row-3, ..., row-(k+1) to row-1;
- $\mathbf{E}_2$  is used to add column-2, column-3, ..., column-(k+1) to column-1;
- $\mathbf{E}_3$  is used to subtract the row-2 by  $\mathbf{A}_1 \times (\text{row-1})$ , subtract the row-3 by  $\mathbf{A}_2 \times (\text{row-1})$ , ...;
- $\mathbf{E}_4$  is used to subtract the column-2 by  $\mathbf{A}_1 \times (\text{column-1})$ , subtract column-3 by  $\mathbf{A}_2 \times (\text{column-1})$ , ...

We notice that elementary operations/transformations will not change the rank of the matrix. Since  $\mathbf{X}$  is of rank  $\sum_{i=1}^k r_k = n$ , and  $\mathbf{I}_n$  in  $\mathbf{Y}$  is of rank  $n$  as well. We must have

$$\begin{bmatrix} \mathbf{A}_1 - \mathbf{A}_1^2 & & -\mathbf{A}_1 \mathbf{A}_k \\ \vdots & \ddots & \vdots \\ -\mathbf{A}_k \mathbf{A}_1 & & \mathbf{A}_k - \mathbf{A}_k^2 \end{bmatrix} = \mathbf{0},$$

which implies  $\mathbf{A}_i \mathbf{A}_j = \mathbf{0}$  for all  $i \neq j$  and  $i, j \in \{1, 2, \dots, k\}$ .

From (iii) to (i). we have

$$\begin{aligned} \mathbf{A}_i &= \mathbf{A}_i \mathbf{I}_n \\ &= \mathbf{A}_i (\mathbf{A}_1 + \mathbf{A}_2 + \dots + \mathbf{A}_k) \\ &= \mathbf{A}_i^2. \end{aligned}$$

This completes the proof. ■

**Note on nomenclature.** The  $\mathbf{A}_i$  matrices are considered **orthogonal** if condition (iii) of Lemma A.3 is met, and the **rank is additive** if condition (ii) is fulfilled.

We now prove the Cochran's Theorem as follows.

**Proof** [of Theorem 5.5, p. 94]

**Case 1.** If  $\mathbf{y} \sim \mathcal{N}(\mathbf{0}, \sigma^2 \mathbf{I})$ : From Lemma A.3,  $\mathbf{A}_i$ 's are idempotent. By Spectral Theorem 2.17 (p. 46) and Lemma 2.18 (p. 47, the only possible eigenvalues of idempotent matrices are 0 and 1), we can rewrite the  $q_i$  by  $q_i = \mathbf{y}^\top \mathbf{A}_i \mathbf{y} = \mathbf{y}^\top (\mathbf{Q} \mathbf{\Lambda} \mathbf{Q}^\top) \mathbf{y}$ , where  $\mathbf{A}_i = \mathbf{Q} \mathbf{\Lambda} \mathbf{Q}^\top$  is the spectral decomposition of  $\mathbf{A}_i$ . From the fact that rotations on the normal distribution do not change the distribution (Lemma 1.7, p. 16), we can define

$$\boldsymbol{\eta} = \mathbf{Q}^\top \mathbf{y} \sim \mathcal{N}(\mathbf{0}, \sigma^2 \mathbf{I}).$$

Thus,

$$q_i = \boldsymbol{\eta}^\top \mathbf{\Lambda} \boldsymbol{\eta} \sim \sigma^2 \chi_{\text{rank}(\mathbf{A}_i)}^2 \sim \sigma^2 \chi_{(r_i)}^2,$$

**Case 2.** If  $\mathbf{y} \sim \mathcal{N}(\boldsymbol{\mu}, \sigma^2 \mathbf{I})$ , and  $\boldsymbol{\mu}^\top \mathbf{A}_i \boldsymbol{\mu} = 0$ : Let  $p_i = (\mathbf{y} - \boldsymbol{\mu})^\top \mathbf{A}_i (\mathbf{y} - \boldsymbol{\mu})$ . Similarly, we can rewrite the  $p_i$  by  $p_i = (\mathbf{y} - \boldsymbol{\mu})^\top \mathbf{A}_i (\mathbf{y} - \boldsymbol{\mu}) = (\mathbf{y} - \boldsymbol{\mu})^\top (\mathbf{Q} \mathbf{\Lambda} \mathbf{Q}^\top) (\mathbf{y} - \boldsymbol{\mu})$ , where  $\mathbf{A}_i = \mathbf{Q} \mathbf{\Lambda} \mathbf{Q}^\top$  is the spectral decomposition of  $\mathbf{A}_i$ . From the fact that rotations on the normal distribution do not change the distribution, we can define

$$\boldsymbol{\eta} = \mathbf{Q}^\top (\mathbf{y} - \boldsymbol{\mu}) \sim \mathcal{N}(\mathbf{0}, \sigma^2 \mathbf{I}).$$

Thus,

$$p_i = \boldsymbol{\eta}^\top \mathbf{\Lambda} \boldsymbol{\eta} \sim \sigma^2 \chi_{\text{rank}(\mathbf{A}_i)}^2 \sim \sigma^2 \chi_{(r_i)}^2.$$

Then, we decompose the  $p_i$  into

$$\begin{aligned} p_i &= \mathbf{y}^\top \mathbf{A}_i \mathbf{y} - 2\mathbf{y}^\top \mathbf{A}_i \boldsymbol{\mu} + \boldsymbol{\mu}^\top \mathbf{A}_i \boldsymbol{\mu} \\ &= q_i - 2\mathbf{y}^\top (\mathbf{Q} \mathbf{\Lambda} \mathbf{Q}^\top) \boldsymbol{\mu} + \boldsymbol{\mu}^\top (\mathbf{Q} \mathbf{\Lambda} \mathbf{Q}^\top) \boldsymbol{\mu}. \end{aligned}$$

Since we assume  $\boldsymbol{\mu}^\top \mathbf{A}_i \boldsymbol{\mu} = \boldsymbol{\mu}^\top (\mathbf{Q} \mathbf{\Lambda} \mathbf{Q}^\top) \boldsymbol{\mu} = 0$ , and  $\mathbf{\Lambda}$  contains only 1 and 0 on the diagonal, we have  $\mathbf{\Lambda} = \mathbf{\Lambda} \mathbf{\Lambda}^\top$ . That is,

$$\boldsymbol{\mu}^\top (\mathbf{Q} \mathbf{\Lambda} \mathbf{Q}^\top) \boldsymbol{\mu} = \boldsymbol{\mu}^\top (\mathbf{Q} \mathbf{\Lambda} \mathbf{\Lambda}^\top \mathbf{Q}^\top) \boldsymbol{\mu} = \left\| \mathbf{\Lambda}^\top \mathbf{Q}^\top \boldsymbol{\mu} \right\|^2 = 0,$$

which implies  $2\mathbf{y}^\top \mathbf{A}_i \boldsymbol{\mu} = 2\mathbf{y}^\top (\mathbf{Q} \mathbf{\Lambda} \mathbf{Q}^\top) \boldsymbol{\mu} = 0$ . Thus, we have  $q_i \stackrel{d}{=} p_i \sim \sigma^2 \chi_{(r_i)}^2$ .

**Case 3.** From Lemma A.3,  $\mathbf{A}_i \mathbf{A}_j = \mathbf{0}$  if  $i \neq j$ . Let  $\mathbf{A}_i = \mathbf{Q}_i \boldsymbol{\Lambda}_i \mathbf{Q}_i^\top$  and  $\mathbf{A}_j = \mathbf{Q}_j \boldsymbol{\Lambda}_j \mathbf{Q}_j^\top$  be the spectral decomposition of  $\mathbf{A}_i$  and  $\mathbf{A}_j$ , respectively. Then, we have

$$\begin{aligned} \mathbf{A}_i \mathbf{A}_j &= \mathbf{Q}_i \boldsymbol{\Lambda}_i \mathbf{Q}_i^\top \mathbf{Q}_j \boldsymbol{\Lambda}_j \mathbf{Q}_j^\top = \mathbf{0}; \\ \mathbf{Q}_i^\top \mathbf{A}_i \mathbf{A}_j \mathbf{Q}_j &= \boldsymbol{\Lambda}_i \mathbf{Q}_i^\top \mathbf{Q}_j \boldsymbol{\Lambda}_j = \mathbf{0}. \end{aligned} \tag{A.1}$$

Write out  $q_i$  and  $q_j$ :

$$\begin{aligned} q_i &= \mathbf{y}^\top \mathbf{Q}_i \boldsymbol{\Lambda}_i \mathbf{Q}_i^\top \mathbf{y} = \mathbf{y}^\top \mathbf{Q}_i \boldsymbol{\Lambda}_i \boldsymbol{\Lambda}_i^\top \mathbf{Q}_i^\top \mathbf{y}; \\ q_j &= \mathbf{y}^\top \mathbf{Q}_j \boldsymbol{\Lambda}_j \mathbf{Q}_j^\top \mathbf{y} = \mathbf{y}^\top \mathbf{Q}_j \boldsymbol{\Lambda}_j \boldsymbol{\Lambda}_j^\top \mathbf{Q}_j^\top \mathbf{y}. \end{aligned}$$

Let  $\mathbf{a}_i = \boldsymbol{\Lambda}_i^\top \mathbf{Q}_i^\top \mathbf{y}$  and  $\mathbf{a}_j = \boldsymbol{\Lambda}_j^\top \mathbf{Q}_j^\top \mathbf{y}$ , we have

$$\text{Cov}[\mathbf{a}_i, \mathbf{a}_j] = \boldsymbol{\Lambda}_i^\top \mathbf{Q}_i^\top \text{Cov}[\mathbf{y}, \mathbf{y}] \mathbf{Q}_j \boldsymbol{\Lambda}_j = \sigma^2 \boldsymbol{\Lambda}_i^\top \mathbf{Q}_i^\top \mathbf{Q}_j \boldsymbol{\Lambda}_j = \mathbf{0},$$

where the last equality is from Equation (A.1). This implies  $\text{Cov}[q_i, q_j] = 0$  since  $q_i = \mathbf{a}_i^\top \mathbf{a}_i$  and  $q_j = \mathbf{a}_j^\top \mathbf{a}_j$ . This completes the proof.  $\blacksquare$

An alternative proof is presented in Gut (2009). However, the author does not provide an inductive case for  $k > 2$ . Interesting readers can refer to it.



### A.3. Trace Trick for Quadratic Expectation of Random Variables

**Lemma A.4: (Trace Trick for Quadratic Expectation of Random Variables)**  
 Given any random variable  $\mathbf{b} \in \mathbb{R}^n$  with  $\mathbb{E}[\mathbf{b}] = \boldsymbol{\mu} \in \mathbb{R}^n$  and  $\text{Cov}[\mathbf{b}] = \boldsymbol{\Sigma} \in \mathbb{R}^{n \times n}$ , and a non-random matrix  $\mathbf{A}$ , we have

$$\mathbb{E}[\mathbf{b}^\top \mathbf{A} \mathbf{b}] = \text{tr}(\mathbf{A} \boldsymbol{\Sigma}) + \boldsymbol{\mu}^\top \mathbf{A} \boldsymbol{\mu}.$$

**Proof** [of Lemma A.4] For  $\mathbf{b}^\top \mathbf{A} \mathbf{b}$ , we have

$$\begin{aligned} \mathbf{b}^\top \mathbf{A} \mathbf{b} &= (\boldsymbol{\mu} + \mathbf{b} - \boldsymbol{\mu})^\top \mathbf{A} (\boldsymbol{\mu} + \mathbf{b} - \boldsymbol{\mu}) \\ &= \boldsymbol{\mu}^\top \mathbf{A} \boldsymbol{\mu} + \boldsymbol{\mu}^\top \mathbf{A} (\mathbf{b} - \boldsymbol{\mu}) + (\mathbf{b} - \boldsymbol{\mu})^\top \mathbf{A} \boldsymbol{\mu} + (\mathbf{b} - \boldsymbol{\mu})^\top \mathbf{A} (\mathbf{b} - \boldsymbol{\mu}). \end{aligned}$$

Thus, it follows that

$$\begin{aligned} \mathbb{E}[\mathbf{b}^\top \mathbf{A} \mathbf{b}] &= \mathbb{E}[\boldsymbol{\mu}^\top \mathbf{A} \boldsymbol{\mu} + \boldsymbol{\mu}^\top \mathbf{A} (\mathbf{b} - \boldsymbol{\mu}) \\ &\quad + (\mathbf{b} - \boldsymbol{\mu})^\top \mathbf{A} \boldsymbol{\mu} + (\mathbf{b} - \boldsymbol{\mu})^\top \mathbf{A} (\mathbf{b} - \boldsymbol{\mu})] \\ &= \boldsymbol{\mu}^\top \mathbf{A} \boldsymbol{\mu} + \mathbb{E}[(\mathbf{b} - \boldsymbol{\mu})^\top \mathbf{A} (\mathbf{b} - \boldsymbol{\mu})] \\ &= \boldsymbol{\mu}^\top \mathbf{A} \boldsymbol{\mu} + \mathbb{E} \left[ \text{tr}[(\mathbf{b} - \boldsymbol{\mu})^\top \mathbf{A} (\mathbf{b} - \boldsymbol{\mu})] \right] && ((\mathbf{b} - \boldsymbol{\mu})^\top \mathbf{A} (\mathbf{b} - \boldsymbol{\mu}) \text{ is a scalar}) \\ &= \boldsymbol{\mu}^\top \mathbf{A} \boldsymbol{\mu} + \mathbb{E} \left[ \text{tr}[\mathbf{A} (\mathbf{b} - \boldsymbol{\mu}) (\mathbf{b} - \boldsymbol{\mu})^\top] \right] && (\text{using trace trick}) \\ &= \boldsymbol{\mu}^\top \mathbf{A} \boldsymbol{\mu} + \text{tr} \left[ \mathbb{E}[\mathbf{A} (\mathbf{b} - \boldsymbol{\mu}) (\mathbf{b} - \boldsymbol{\mu})^\top] \right] && (\text{linear property of trace}) \\ &= \boldsymbol{\mu}^\top \mathbf{A} \boldsymbol{\mu} + \text{tr} \left[ \mathbf{A} \mathbb{E}[(\mathbf{b} - \boldsymbol{\mu}) (\mathbf{b} - \boldsymbol{\mu})^\top] \right] && (\mathbf{A} \text{ is non-random}) \\ &= \boldsymbol{\mu}^\top \mathbf{A} \boldsymbol{\mu} + \text{tr}[\mathbf{A} \boldsymbol{\Sigma}], \end{aligned}$$

where for any matrix  $\mathbf{A}, \mathbf{B}, \mathbf{C}$ , the trace trick is

$$\text{tr}(\mathbf{A} \mathbf{B} \mathbf{C}) = \text{tr}(\mathbf{B} \mathbf{C} \mathbf{A}) = \text{tr}(\mathbf{C} \mathbf{A} \mathbf{B}),$$

if all  $\mathbf{A} \mathbf{B} \mathbf{C}$ ,  $\mathbf{B} \mathbf{C} \mathbf{A}$ , and  $\mathbf{C} \mathbf{A} \mathbf{B}$  exist. This completes the proof.  $\blacksquare$

If we assume further that  $\boldsymbol{\mu} = \mathbf{0}$ , then  $\mathbb{E}[\mathbf{b}^\top \mathbf{A} \mathbf{b}] = \text{tr}(\mathbf{A} \boldsymbol{\Sigma})$ , where we usually engineer in real applications that  $\boldsymbol{\mu} = \mathbf{0}$ .

### A.4. Famous Inequalities

In this section, we introduce some famous inequalities that will be often used. When considering random matrices, the *Cauchy–Schwarz inequality* is considered one of the most important and widely used inequalities in mathematics.

**Lemma A.5: (Cauchy-Schwarz Inequality)** For any random  $m \times n$  matrices  $\mathbf{X}$  and  $\mathbf{Y}$ , we have

$$\mathbb{E} \left[ \left\| \mathbf{X}^\top \mathbf{Y} \right\| \right] \leq \mathbb{E} \left[ \left\| \mathbf{X} \right\|^2 \right]^{1/2} \mathbb{E} \left[ \left\| \mathbf{Y} \right\|^2 \right]^{1/2},$$

where the inner product is defined as  $\langle \mathbf{X}, \mathbf{Y} \rangle = \mathbb{E} \left[ \left\| \mathbf{X}^\top \mathbf{Y} \right\| \right]$ .

The result can be applied to non-random matrices and vectors.

**Lemma A.6: (Cauchy-Schwarz Matrix (Vector) Inequality)** For any  $m \times n$  matrices  $\mathbf{X}$  and  $\mathbf{Y}$ , we have

$$\left\| \mathbf{X}^\top \mathbf{Y} \right\| \leq \left\| \mathbf{X} \right\| \cdot \left\| \mathbf{Y} \right\|.$$

This is a special form of the Cauchy-Schwarz inequality, where the inner product is defined as  $\langle \mathbf{X}, \mathbf{Y} \rangle = \left\| \mathbf{X}^\top \mathbf{Y} \right\|$ .

Similarly, for any vectors  $\mathbf{u}, \mathbf{v}$ , we have

$$\left| \mathbf{u}^\top \mathbf{v} \right| \leq \left\| \mathbf{u} \right\| \cdot \left\| \mathbf{v} \right\|. \quad (\text{A.2})$$

In two-dimensional case, it becomes

$$(ac + bd)^2 \leq (a^2 + b^2)(c^2 + d^2).$$

The vector form of the Cauchy-Schwarz inequality plays a crucial role in various branches of modern mathematics, including Hilbert space theory and numerical analysis (Wu and Wu, 2009). Here, we present the proof for the vector form of the Cauchy-Schwarz inequality for simplicity. To see this, given two vectors  $\mathbf{u}, \mathbf{v} \in \mathbb{R}^n$ , we have

$$\begin{aligned} 0 &\leq \sum_{i=1}^n \sum_{j=1}^n (u_i v_j - u_j v_i)^2 = \sum_{i=1}^n \sum_{j=1}^n u_i^2 v_j^2 + \sum_{i=1}^n \sum_{j=1}^n v_i^2 u_j^2 - 2 \sum_{i=1}^n \sum_{j=1}^n u_i u_j v_i v_j \\ &= \left( \sum_{i=1}^n u_i^2 \right) \left( \sum_{j=1}^n v_j^2 \right) + \left( \sum_{i=1}^n v_i^2 \right) \left( \sum_{j=1}^n u_j^2 \right) - 2 \left( \sum_{i=1}^n u_i v_i \right)^2 \\ &= 2 \left\| \mathbf{u} \right\|^2 \cdot \left\| \mathbf{v} \right\|^2 - 2 \left\| \mathbf{u}^\top \mathbf{v} \right\|^2, \end{aligned}$$

from which the result follows. The equality holds if and only if  $\mathbf{u} = k\mathbf{v}$  for some constant  $k \in \mathbb{R}$ , i.e.,  $\mathbf{u}$  and  $\mathbf{v}$  are linearly dependent.

**Lemma A.7: (Markov's Inequality)** Let  $x$  be a nonnegative random variable. Then, given any  $\epsilon > 0$ , we have

$$\mathbb{P}[x \geq \epsilon] \leq \frac{\mathbb{E}[x]}{\epsilon}.$$

**Proof** [of Lemma A.7] We notice the trick that  $0 \leq \epsilon \mathbb{1}\{x \geq \epsilon\} \leq x$  since  $x$  is nonnegative. This implies  $\mathbb{E}[\epsilon \mathbb{1}\{x \geq \epsilon\}] \leq \mathbb{E}[x]$ . We also have

$$\mathbb{E}[\epsilon \mathbb{1}\{x \geq \epsilon\}] = \epsilon \mathbb{E}[\mathbb{1}\{x \geq \epsilon\}] = \epsilon (1 \cdot \mathbb{P}[x \geq \epsilon] + 0 \cdot \mathbb{P}[x < \epsilon]) = \epsilon \cdot \mathbb{P}[x \geq \epsilon] \leq \mathbb{E}[x].$$

This completes the proof. ■

**Lemma A.8: (Chebyshev's Inequality)** Let  $x$  be a random variable with finite mean  $\mathbb{E}[x] < \infty$ . Then, given any  $\epsilon > 0$ , we have

$$\mathbb{P}[|x - \mathbb{E}[x]| \geq \epsilon] \leq \frac{\text{Var}[x]}{\epsilon^2}.$$

The Chebyshev's inequality can be easily verified by defining  $y = (x - \mathbb{E}[x])^2$  (which is non-negative) and applying Markov's inequality to  $y$ .

## A.5. Taylor's Expansion

**Theorem A.9: (Taylor's Expansion with Lagrange Remainder)** Let  $f(x) : \mathbb{R} \rightarrow \mathbb{R}$  be  $k$ -times continuously differentiable on the closed interval  $I$  with endpoints  $x$  and  $y$ , for some  $k \geq 0$ . If  $f^{(k+1)}$  exists on the interval  $I$ , then there exists a  $x^* \in (x, y)$  such that

$$\begin{aligned} f(x) &= f(y) + f'(y)(x-y) + \frac{f''(y)}{2!}(x-y)^2 + \dots + \frac{f^{(k)}(y)}{k!}(x-y)^k + \frac{f^{(k+1)}(x^*)}{(k+1)!}(x-y)^{k+1} \\ &= \sum_{i=0}^k \frac{f^{(i)}(y)}{i!}(x-y)^i + \frac{f^{(k+1)}(x^*)}{(k+1)!}(x-y)^{k+1}. \end{aligned}$$

The Taylor's expansion can be extended to a function of vector  $f(\mathbf{x}) : \mathbb{R}^n \rightarrow \mathbb{R}$  or a function of matrix  $f(\mathbf{X}) : \mathbb{R}^{m \times n} \rightarrow \mathbb{R}$ .

The Taylor's expansion, or also known as the *Taylor's series*, approximates the function  $f(x)$  around the value of  $y$  by a polynomial in a single indeterminate  $x$ . To see where this series comes from, we recall from the elementary calculus course that the approximated function around  $\theta = 0$  for  $\cos(\theta)$  is given by

$$\cos(\theta) \approx 1 - \frac{\theta^2}{2}.$$

That is, the  $\cos(\theta)$  is approximated by a polynomial with a degree of 2. Suppose we want to approximate  $\cos(\theta)$  by the more general polynomial with a degree of 2 by  $f(\theta) = c_1 + c_2\theta + c_3\theta^2$ . An intuitive idea is to match the gradients around the 0 point. That is,

$$\begin{cases} \cos(0) = f(0); \\ \cos'(0) = f'(0); \\ \cos''(0) = f''(0); \end{cases} \quad \text{leads to} \quad \begin{cases} 1 = c_1; \\ -\sin(0) = 0 = c_2; \\ -\cos(0) = -1 = 2c_3. \end{cases}$$

This makes  $f(\theta) = c_1 + c_2\theta + c_3\theta^2 = 1 - \frac{\theta^2}{2}$  and agrees with our claim that  $\cos(\theta) \approx 1 - \frac{\theta^2}{2}$  around the 0 point. We shall not give the details of the proof.



---

---

# APPENDIX B

---

## MATRIX DECOMPOSITION

### Contents

---

<b>B.1 CR Decomposition</b> . . . . .	<b>167</b>
B.1.1 Existence of the CR Decomposition . . . . .	167
B.1.2 Reduced Row Echelon Form (RREF) . . . . .	168
B.1.3 Rank Decomposition . . . . .	170
<b>B.2 QR Decomposition</b> . . . . .	<b>172</b>
B.2.1 Project a Vector Onto Another Vector . . . . .	172
B.2.2 Project a Vector Onto a Plane . . . . .	172
B.2.3 Existence of the QR Decomposition via the Gram-Schmidt Process	173
B.2.4 Orthogonal vs Orthonormal . . . . .	174
B.2.5 Property of the QR Decomposition . . . . .	175
B.2.6 Uniqueness of the QR Decomposition . . . . .	175
<b>B.3 Schur Decomposition</b> . . . . .	<b>177</b>
B.3.1 Existence of the Schur Decomposition . . . . .	178
B.3.2 Other Forms of the Schur Decomposition . . . . .	180
<b>B.4 Spectral Decomposition (Theorem)</b> . . . . .	<b>182</b>
<b>B.5 Singular Value Decomposition (SVD)</b> . . . . .	<b>186</b>
B.5.1 Existence of the SVD . . . . .	186
B.5.2 Property of the SVD . . . . .	188

---

## B.1. CR Decomposition

The CR decomposition, as introduced in Strang (2021); Strang and Moler (2022), is presented as follows. Subsequently, we delve into the examination of its existence and the underlying origin in the subsequent sections.

**Theorem B.1: (CR Decomposition)** Any rank- $r$  matrix  $\mathbf{X} \in \mathbb{R}^{n \times p}$  admits the following decomposition:

$$\mathbf{X} = \underset{n \times p}{\mathbf{C}} = \underset{n \times r}{\mathbf{C}} \underset{r \times p}{\mathbf{R}}$$

where  $\mathbf{C}$  contains the first  $r$  linearly independent columns of  $\mathbf{X}$ , and  $\mathbf{R}$  is an  $r \times p$  matrix used to reconstruct the columns of  $\mathbf{X}$  from the columns of  $\mathbf{C}$ . In particular,  $\mathbf{R}$  is the reduced row echelon form (RREF) of  $\mathbf{X}$  without the zero rows.

This decomposition leads to a potential reduction or increase in storage requirements, transitioning from  $np$  floating-point numbers to  $r(n+p)$  floating-point numbers.

### B.1.1 Existence of the CR Decomposition

Since matrix  $\mathbf{X}$  is of rank  $r$ , it possesses  $r$  linearly independent columns. We proceed by selecting linearly independent columns from  $\mathbf{X}$  and assembling them into matrix  $\mathbf{C}$ :

#### Identification of $r$ linearly Independent Columns From $\mathbf{X}$

1. If the first column of  $\mathbf{X}$  is not zero, incorporate it into the column of  $\mathbf{C}$ ;
2. If the second column of  $\mathbf{X}$  is not a multiple of the first column, include it in the columns of  $\mathbf{C}$ ;
3. If the third column of  $\mathbf{X}$  is not a linear combination of the first and second columns, add it to the columns of  $\mathbf{C}$ ;
4. Continue this procedure until  $r$  linearly independent columns are identified (or until all linearly independent columns are included if the rank  $r$  is not known in advance).

Upon acquiring the  $r$  linearly independent columns from matrix  $\mathbf{X}$ , we can establish the existence of the CR decomposition through the column space perspective of matrix multiplication.

**Column space view of matrix multiplication.** The multiplication of two matrices,  $\mathbf{D} \in \mathbb{R}^{n \times k}$  and  $\mathbf{E} \in \mathbb{R}^{k \times p}$ , is  $\mathbf{X} = \mathbf{DE} = \mathbf{D}[\mathbf{e}_1, \mathbf{e}_2, \dots, \mathbf{e}_p] = [\mathbf{De}_1, \mathbf{De}_2, \dots, \mathbf{De}_p]$ , i.e., each column of  $\mathbf{X}$  is a linear combination of columns from  $\mathbf{D}$ .

**Proof** [of Theorem B.1] Since the rank of matrix  $\mathbf{X}$  is  $r$  and  $\mathbf{C}$  contains  $r$  linearly independent columns from  $\mathbf{X}$ , the column space of  $\mathbf{C}$  is equivalent to the column space of  $\mathbf{X}$ . For any additional column  $\mathbf{x}_i$  in  $\mathbf{X}$ ,  $\mathbf{x}_i$  can be represented as a linear combination of the columns of  $\mathbf{C}$ , i.e., there exists a vector  $\mathbf{r}_i$  such that  $\mathbf{x}_i = \mathbf{C}\mathbf{r}_i, \forall i \in \{1, 2, \dots, p\}$ . By assembling these  $\mathbf{r}_i$ 's into the columns of matrix  $\mathbf{R}$ , we obtain

$$\mathbf{X} = [\mathbf{x}_1, \mathbf{x}_2, \dots, \mathbf{x}_p] = [\mathbf{C}\mathbf{r}_1, \mathbf{C}\mathbf{r}_2, \dots, \mathbf{C}\mathbf{r}_p] = \mathbf{C}\mathbf{R},$$

from which the result follows. ■

### B.1.2 Reduced Row Echelon Form (RREF)

We perform Gaussian elimination on a  $4 \times 4$  square matrix, where  $\boxtimes$  denotes a value that is not necessarily zero, and **boldface** indicates the value has just been changed:

Gaussian Elimination for a Square Matrix

$$\begin{array}{c} \begin{bmatrix} \boxtimes & \boxtimes & \boxtimes & \boxtimes \\ \boxtimes & \boxtimes & \boxtimes & \boxtimes \\ \boxtimes & \boxtimes & \boxtimes & \boxtimes \\ \boxtimes & \boxtimes & \boxtimes & \boxtimes \end{bmatrix} \\ \mathbf{X} \end{array} \xrightarrow{\mathbf{E}_1} \begin{array}{c} \begin{bmatrix} \boxtimes & \boxtimes & \boxtimes & \boxtimes \\ \mathbf{0} & \mathbf{0} & \boxtimes & \boxtimes \\ \mathbf{0} & \boxtimes & \boxtimes & \boxtimes \\ \mathbf{0} & \boxtimes & \boxtimes & \boxtimes \end{bmatrix} \\ \mathbf{E}_1 \mathbf{X} \end{array} \xrightarrow{\mathbf{P}_1} \begin{array}{c} \begin{bmatrix} \boxtimes & \boxtimes & \boxtimes & \boxtimes \\ \mathbf{0} & \boxtimes & \boxtimes & \boxtimes \\ \mathbf{0} & \mathbf{0} & \boxtimes & \boxtimes \\ \mathbf{0} & \boxtimes & \boxtimes & \boxtimes \end{bmatrix} \\ \mathbf{P}_1 \mathbf{E}_1 \mathbf{X} \end{array} \xrightarrow{\mathbf{E}_2} \begin{array}{c} \begin{bmatrix} \boxtimes & \boxtimes & \boxtimes & \boxtimes \\ \mathbf{0} & \boxtimes & \boxtimes & \boxtimes \\ \mathbf{0} & \mathbf{0} & \boxtimes & \boxtimes \\ \mathbf{0} & \mathbf{0} & \mathbf{0} & \boxtimes \end{bmatrix} \\ \mathbf{E}_2 \mathbf{P}_1 \mathbf{E}_1 \mathbf{X} \end{array} .$$

Furthermore, Gaussian elimination is applicable to rectangular matrices. Here, we provide an example for a  $4 \times 5$  matrix:

Gaussian Elimination for a Rectangular Matrix

$$\begin{array}{c} \begin{bmatrix} \mathbf{2} & \boxtimes & 10 & 9 & \boxtimes \\ \boxtimes & \boxtimes & \boxtimes & \boxtimes & \boxtimes \\ \boxtimes & \boxtimes & \boxtimes & \boxtimes & \boxtimes \\ \boxtimes & \boxtimes & \boxtimes & \boxtimes & \boxtimes \end{bmatrix} \\ \mathbf{X} \end{array} \xrightarrow{\mathbf{E}_1} \begin{array}{c} \begin{bmatrix} \mathbf{2} & \boxtimes & 10 & 9 & \boxtimes \\ \mathbf{0} & \mathbf{0} & \mathbf{5} & \mathbf{6} & \boxtimes \\ \mathbf{0} & \mathbf{0} & \mathbf{2} & \boxtimes & \boxtimes \\ \mathbf{0} & \mathbf{0} & \boxtimes & \boxtimes & \boxtimes \end{bmatrix} \\ \mathbf{E}_1 \mathbf{X} \end{array} \xrightarrow{\mathbf{E}_2} \begin{array}{c} \begin{bmatrix} \mathbf{2} & \boxtimes & 10 & 9 & \boxtimes \\ \mathbf{0} & \mathbf{0} & \mathbf{5} & \mathbf{6} & \boxtimes \\ \mathbf{0} & \mathbf{0} & \mathbf{0} & \mathbf{3} & \boxtimes \\ \mathbf{0} & \mathbf{0} & \mathbf{0} & \mathbf{0} & \mathbf{0} \end{bmatrix} \\ \mathbf{E}_2 \mathbf{E}_1 \mathbf{X} \end{array} ,$$

where the blue-highlighted numbers represent **pivots**. The final matrix obtained above is termed the **row echelon form**. It is worth noting that, in this specific example, the 4-th row becomes a zero row. Going further, we perform row operations, subtracting multiples of the subsequent row to zero out the entries above the pivots:

Reduced Row Echelon Form: Get Zero Above Pivots

$$\begin{array}{c} \begin{bmatrix} \mathbf{2} & \boxtimes & 10 & 9 & \boxtimes \\ \mathbf{0} & \mathbf{0} & \mathbf{5} & \mathbf{6} & \boxtimes \\ \mathbf{0} & \mathbf{0} & \mathbf{0} & \mathbf{3} & \boxtimes \\ \mathbf{0} & \mathbf{0} & \mathbf{0} & \mathbf{0} & \mathbf{0} \end{bmatrix} \\ \mathbf{E}_2 \mathbf{E}_1 \mathbf{X} \end{array} \xrightarrow{\mathbf{E}_3} \begin{array}{c} \begin{bmatrix} \mathbf{2} & \boxtimes & \mathbf{0} & \mathbf{-3} & \boxtimes \\ \mathbf{0} & \mathbf{0} & \mathbf{5} & \mathbf{6} & \boxtimes \\ \mathbf{0} & \mathbf{0} & \mathbf{0} & \mathbf{3} & \boxtimes \\ \mathbf{0} & \mathbf{0} & \mathbf{0} & \mathbf{0} & \mathbf{0} \end{bmatrix} \\ \mathbf{E}_3 \mathbf{E}_2 \mathbf{E}_1 \mathbf{X} \end{array} \xrightarrow{\mathbf{E}_4} \begin{array}{c} \begin{bmatrix} \mathbf{2} & \boxtimes & \mathbf{0} & \mathbf{0} & \boxtimes \\ \mathbf{0} & \mathbf{0} & \mathbf{5} & \mathbf{0} & \boxtimes \\ \mathbf{0} & \mathbf{0} & \mathbf{0} & \mathbf{3} & \boxtimes \\ \mathbf{0} & \mathbf{0} & \mathbf{0} & \mathbf{0} & \mathbf{0} \end{bmatrix} \\ \mathbf{E}_4 \mathbf{E}_3 \mathbf{E}_2 \mathbf{E}_1 \mathbf{X} \end{array} ,$$

where  $\mathbf{E}_3$  subtracts twice the 2-nd row from the 1-st row, and  $\mathbf{E}_4$  adds the 3-rd row to the 1-st row and subtracts twice the 3-rd row from the 2-nd row. Finally, we obtain the full *reduced row echelon form* by making the pivots to be 1:



Reduced Row Echelon Form: Make The Pivots To Be 1

$$\begin{array}{ccc} \begin{bmatrix} 2 & \boxtimes & 0 & 0 & \boxtimes \\ 0 & 0 & 5 & 0 & \boxtimes \\ 0 & 0 & 0 & 3 & \boxtimes \\ 0 & 0 & 0 & 0 & 0 \end{bmatrix} & \xrightarrow{E_5} & \begin{bmatrix} 1 & \boxtimes & 0 & 0 & \boxtimes \\ 0 & 0 & 1 & 0 & \boxtimes \\ 0 & 0 & 0 & 1 & \boxtimes \\ 0 & 0 & 0 & 0 & 0 \end{bmatrix}, \\ E_4 E_3 E_2 E_1 X & & E_5 E_4 E_3 E_2 E_1 X \end{array}$$

where  $E_5$  makes the pivots to be 1. We call this final matrix the **reduced row echelon form** of  $X$ , where it has 1's as pivots and zeros above the pivots.

**Lemma B.2: (Rank and Pivots)** The rank of  $X$  is equal to the number of pivots.

**Lemma B.3: (RREF in CR)** The reduced row echelon form of the matrix  $X$  without zero rows is the matrix  $R$  in the CR decomposition.

**Proof** [Informal Proof of Lemma B.3 and Lemma B.2] Following the Gaussian elimination steps, the count of pivot elements corresponds to the number of linearly independent columns in matrix  $X$ , which, in turn, is precisely the rank of the matrix.

Using the example above, we express  $X$  as

$$E_5 E_4 E_3 E_2 E_1 X = R \quad \longrightarrow \quad X = (E_5 E_4 E_3 E_2 E_1)^{-1} R.$$

Observing that the columns 1, 3, 4 of  $R$  have only one element 1, we construct a matrix  $C$  (identical to the column matrix in CR decomposition), whose first three columns are the same as the 1-st, 3-rd, 4-th columns of matrix  $X$ , denoted as  $C = [x_1, x_3, x_4]$ . Furthermore, since the last row of  $R$  is a zero vector, the 4-th column of  $C$  doesn't contribute to any computation, allowing us to disregard both the 4-th column of  $C$  and the 4-th row of  $R$ . Thus, this  $C$  is the only matrix that can reconstruct the 1-st, 3-rd, 4-th columns of  $X$ , as the pivots of  $R$  are all 1. We obtain

$$X = CR.$$

This completes the proof. ■

In short, we first compute the reduced row echelon form of the matrix  $X$  by  $rref(X)$ . Subsequently,  $C$  is derived by eliminating the non-pivot columns from  $X$  (identified by columns in  $rref(X)$  lacking pivots). And  $R$  is obtained by eliminating zero rows from  $rref(X)$ . And this is actually a special case of *rank decomposition* (Theorem B.4) of matrix  $X$ . However, CR decomposition is so special that it involves the reduced row echelon form so we introduce it here particularly.

$R$  possesses a distinctive structure where its  $r$  columns, housing the pivots, form an  $r \times r$  identity matrix. Note again that we can just remove the zero rows from the reduced

row echelon form to obtain this matrix  $\mathbf{R}$ . In Strang (2021), the authors give a specific notation for the reduced row echelon form without removing the zero rows as  $\mathbf{R}_0$ :

$$\mathbf{R}_0 = rref(\mathbf{X}) = \begin{bmatrix} \mathbf{R} \\ \mathbf{0} \end{bmatrix} = \begin{bmatrix} \mathbf{I}_r & \mathbf{F} \\ \mathbf{0} & \mathbf{0} \end{bmatrix} \mathbf{P},^1$$

where the  $p \times p$  permutation matrix  $\mathbf{P}$  puts the columns of  $r \times r$  identity matrix  $\mathbf{I}_r$  into the correct positions, matching the first  $r$  linearly independent columns of the original matrix  $\mathbf{X}$ .

The fundamental theorem in linear algebra, stating that the row rank equals the column rank of any matrix, can be demonstrated through the UTV framework (Theorem A.1, p. 157, see Lu (2021) for using UTV to prove the theorem). The CR decomposition also provides insight into this theorem.

**Proof** [of Theorem A.1, p. 157, An Alternative Approach] For CR decomposition of matrix  $\mathbf{X} = \mathbf{C}\mathbf{R}$ , we have  $\mathbf{R} = [\mathbf{I}_r, \mathbf{F}]\mathbf{P}$ , where  $\mathbf{P}$  is a  $p \times p$  permutation arranging the columns of the  $r \times r$  identity matrix  $\mathbf{I}_r$  into the correct positions as shown above. It can be easily verified that the  $r$  rows of  $\mathbf{R}$  are linearly independent due to the nonsingularity of the submatrix  $\mathbf{I}_r$ , implying that the row rank of  $\mathbf{R}$  is  $r$ .

Firstly, from the definition of the CR decomposition, the  $r$  columns of  $\mathbf{C}$  are from  $r$  linearly independent columns of  $\mathbf{X}$ , and the column rank of  $\mathbf{X}$  is  $r$ . Further,

- Since  $\mathbf{X} = \mathbf{C}\mathbf{R}$ , all rows of  $\mathbf{X}$  are linear combinations of the rows of  $\mathbf{R}$ . That is, the row rank of  $\mathbf{X}$  is no larger than the row rank of  $\mathbf{R}$ ;
- From  $\mathbf{X} = \mathbf{C}\mathbf{R}$ , we also have  $(\mathbf{C}^\top \mathbf{C})^{-1} \mathbf{C}^\top \mathbf{C}\mathbf{R} = (\mathbf{C}^\top \mathbf{C})^{-1} \mathbf{C}^\top \mathbf{X}$ . That is,  $\mathbf{R} = (\mathbf{C}^\top \mathbf{C})^{-1} \mathbf{C}^\top \mathbf{X}$ .  $\mathbf{C}^\top \mathbf{C}$  is nonsingular since it has full column rank  $r$ . Then, all rows of  $\mathbf{R}$  are also linear combinations of the rows of  $\mathbf{X}$ . That is, the row rank of  $\mathbf{R}$  is no greater than the row rank of  $\mathbf{X}$ ;
- By “sandwiching,” the row rank of  $\mathbf{X}$  is equal to the row rank of  $\mathbf{R}$ , which is  $r$ .

Therefore, both the row rank and column rank of  $\mathbf{X}$  are equal to  $r$ . This completes the proof. ■

### B.1.3 Rank Decomposition

As previously mentioned, the CR decomposition represents a particular instance of rank decomposition. To provide a rigorous demonstration of the existence of rank decomposition, we present the following theorem.

**Theorem B.4: (Rank Decomposition)** Any rank- $r$  matrix  $\mathbf{X} \in \mathbb{R}^{n \times p}$  admits the following decomposition:

$$\mathbf{X} = \underset{n \times p}{\mathbf{D}} = \underset{n \times r}{\mathbf{D}} \underset{r \times p}{\mathbf{F}},$$

where  $\mathbf{D} \in \mathbb{R}^{n \times r}$  has rank  $r$ , and  $\mathbf{F} \in \mathbb{R}^{r \times p}$  also has rank  $r$ , i.e.,  $\mathbf{D}$  and  $\mathbf{F}$  have full rank  $r$ .

1. Permutation matrix  $\mathbf{P}$  on the right-hand side of a matrix is to permute the column of that matrix.

The storage for the decomposition is then reduced or potentially increased from  $np$  floating-point numbers to  $r(n+p)$  floating-point numbers.

**Proof** [of Theorem B.4] By ULV decomposition in Theorem 2.8 (p. 36), we can decompose  $\mathbf{X}$  by

$$\mathbf{X} = \mathbf{U} \begin{bmatrix} \mathbf{L} & \mathbf{0} \\ \mathbf{0} & \mathbf{0} \end{bmatrix} \mathbf{V}.$$

Let  $\mathbf{U}_0 = \mathbf{U}_{:,1:r}$  and  $\mathbf{V}_0 = \mathbf{V}_{1:r,:}$ , i.e.,  $\mathbf{U}_0$  contains only the first  $r$  columns of  $\mathbf{U}$ , and  $\mathbf{V}_0$  contains only the first  $r$  rows of  $\mathbf{V}$ . Then, we still have  $\mathbf{X} = \mathbf{U}_0 \mathbf{L} \mathbf{V}_0$ , where  $\mathbf{U}_0 \in \mathbb{R}^{n \times r}$  and  $\mathbf{V}_0 \in \mathbb{R}^{r \times p}$ . This is also known as the reduced ULV decomposition, as shown in Figure 2.6 (p. 37). Let  $\{\mathbf{D} = \mathbf{U}_0 \mathbf{L}$  and  $\mathbf{F} = \mathbf{V}_0\}$ , or  $\{\mathbf{D} = \mathbf{U}_0$  and  $\mathbf{F} = \mathbf{L} \mathbf{V}_0\}$ , we find such rank decompositions. ■

The rank decomposition is not unique. Even by elementary transformations, we have

$$\mathbf{X} = \mathbf{E}_1 \begin{bmatrix} \mathbf{Z} & \mathbf{0} \\ \mathbf{0} & \mathbf{0} \end{bmatrix} \mathbf{E}_2,$$

where  $\mathbf{E}_1 \in \mathbb{R}^{n \times n}$ ,  $\mathbf{E}_2 \in \mathbb{R}^{p \times p}$  represent elementary row and column operations, and  $\mathbf{Z} \in \mathbb{R}^{r \times r}$ . The transformation is rather general, and there are dozens of these  $\mathbf{E}_1$ ,  $\mathbf{E}_2$ , and  $\mathbf{Z}$ . By similar construction on this decomposition as shown in the proof above, we can recover another rank decomposition.

Similarly, one can obtain matrices  $\mathbf{D}$  and  $\mathbf{F}$  through methods such as SVD, URV, CR, CUR, and various other decomposition algorithms. However, we may connect the different rank decompositions by the following lemma.

**Lemma B.5: (Connection Between Rank Decompositions)** For any two rank decompositions of  $\mathbf{X} = \mathbf{D}_1 \mathbf{F}_1 = \mathbf{D}_2 \mathbf{F}_2$ , there exists a nonsingular matrix  $\mathbf{P}$  such that

$$\mathbf{D}_1 = \mathbf{D}_2 \mathbf{P} \quad \text{and} \quad \mathbf{F}_1 = \mathbf{P}^{-1} \mathbf{F}_2.$$

**Proof** [of Lemma B.5] Since  $\mathbf{D}_1 \mathbf{F}_1 = \mathbf{D}_2 \mathbf{F}_2$ , we have  $\mathbf{D}_1 \mathbf{F}_1 \mathbf{F}_1^\top = \mathbf{D}_2 \mathbf{F}_2 \mathbf{F}_1^\top$ . It is evident that  $\text{rank}(\mathbf{F}_1 \mathbf{F}_1^\top) = \text{rank}(\mathbf{F}_1) = r$  such that  $\mathbf{F}_1 \mathbf{F}_1^\top$  is a square matrix with full rank and thus is nonsingular. This implies  $\mathbf{D}_1 = \mathbf{D}_2 \mathbf{F}_2 \mathbf{F}_1^\top (\mathbf{F}_1 \mathbf{F}_1^\top)^{-1}$ . Let  $\mathbf{P} = \mathbf{F}_2 \mathbf{F}_1^\top (\mathbf{F}_1 \mathbf{F}_1^\top)^{-1}$ , we have  $\mathbf{D}_1 = \mathbf{D}_2 \mathbf{P}$  and  $\mathbf{F}_1 = \mathbf{P}^{-1} \mathbf{F}_2$ . ■

## B.2. QR Decomposition

In this appendix, we provide the proof for Theorem 2.5 (p. 31), the existence of QR decomposition. In many applications, we are interested in the column space of a matrix  $\mathbf{X} = [\mathbf{x}_1, \mathbf{x}_2, \dots, \mathbf{x}_p] \in \mathbb{R}^{n \times p}$ . The successive spaces spanned by the columns  $\mathbf{x}_1, \mathbf{x}_2, \dots$  of  $\mathbf{X}$  are

$$\mathcal{C}([\mathbf{x}_1]) \subseteq \mathcal{C}([\mathbf{x}_1, \mathbf{x}_2]) \subseteq \mathcal{C}([\mathbf{x}_1, \mathbf{x}_2, \mathbf{x}_3]) \subseteq \dots,$$

where  $\mathcal{C}([\dots])$  is the subspace spanned by the vectors included in the brackets. The idea of QR decomposition is the construction of a sequence of orthonormal vectors  $\mathbf{q}_1, \mathbf{q}_2, \dots$  that span the same successive subspaces. That is,

$$\mathcal{C}([\mathbf{q}_1]) = \mathcal{C}([\mathbf{x}_1]), \quad \mathcal{C}([\mathbf{q}_1, \mathbf{q}_2]) = \mathcal{C}([\mathbf{x}_1, \mathbf{x}_2]), \quad \mathcal{C}([\mathbf{q}_1, \mathbf{q}_2, \mathbf{q}_3]) = \mathcal{C}([\mathbf{x}_1, \mathbf{x}_2, \mathbf{x}_3]), \dots$$

To achieve this, we first discuss how to project a vector onto another vector, based on which the Gram-Schmidt process is employed iteratively.

### B.2.1 Project a Vector Onto Another Vector

Projecting a vector  $\mathbf{a}$  onto another vector  $\mathbf{b}$  involves determining the vector on the line of  $\mathbf{b}$  that is closest to  $\mathbf{a}$ . The resulting projection vector, denoted as  $\hat{\mathbf{a}}$ , is a scalar multiple of  $\mathbf{b}$ . Let  $\hat{\mathbf{a}} = \hat{x}\mathbf{b}$ , then  $\mathbf{a} - \hat{\mathbf{a}}$  is perpendicular to  $\mathbf{b}$ , as shown in Figure B.1(a). This leads to the following outcome:

Project Vector  $\mathbf{a}$  Onto Vector  $\mathbf{b}$

$\mathbf{a} - \hat{\mathbf{a}}$  is perpendicular to  $\mathbf{b}$ , so  $(\mathbf{a} - \hat{x}\mathbf{b})^\top \mathbf{b} = 0$ :  $\hat{x} = \frac{\mathbf{a}^\top \mathbf{b}}{\mathbf{b}^\top \mathbf{b}}$  and  $\hat{\mathbf{a}} = \frac{\mathbf{a}^\top \mathbf{b}}{\mathbf{b}^\top \mathbf{b}} \mathbf{b} = \frac{\mathbf{b}\mathbf{b}^\top}{\mathbf{b}^\top \mathbf{b}} \mathbf{a}$ .

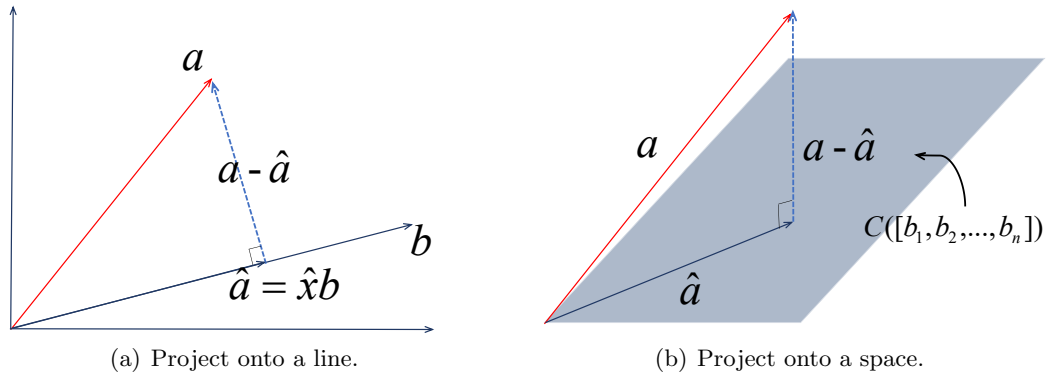


Figure B.1: Project a vector onto a line and onto a space.

### B.2.2 Project a Vector Onto a Plane

Projecting a vector  $\mathbf{a}$  onto a space spanned by  $\mathbf{b}_1, \mathbf{b}_2, \dots, \mathbf{b}_n$  involves determining the vector closest to  $\mathbf{a}$  within the column space of  $[\mathbf{b}_1, \mathbf{b}_2, \dots, \mathbf{b}_n]$ . The resulting projection vector, denoted as  $\hat{\mathbf{a}}$ , is expressed as a linear combination of  $\mathbf{b}_1, \mathbf{b}_2, \dots, \mathbf{b}_n$ :  $\hat{\mathbf{a}} = \hat{x}_1\mathbf{b}_1 + \hat{x}_2\mathbf{b}_2 + \dots + \hat{x}_n\mathbf{b}_n$ . This scenario can be formulated as a least squares problem, wherein the normal

equation  $\mathbf{B}^\top \mathbf{B}\hat{\mathbf{x}} = \mathbf{B}^\top \mathbf{a}$  is solved, where  $\mathbf{B} = [\mathbf{b}_1, \mathbf{b}_2, \dots, \mathbf{b}_n]$  and  $\hat{\mathbf{x}} = [\hat{x}_1, \hat{x}_2, \dots, \hat{x}_n]$ . For each vector  $\mathbf{b}_i$ , the projection of  $\mathbf{a}$  in the direction of  $\mathbf{b}_i$  can be similarly obtained by

$$\hat{\mathbf{a}}_i = \frac{\mathbf{b}_i \mathbf{b}_i^\top}{\mathbf{b}_i^\top \mathbf{b}_i} \mathbf{a}, \quad \forall i \in \{1, 2, \dots, n\}.$$

Let  $\hat{\mathbf{a}} = \sum_{i=1}^n \hat{\mathbf{a}}_i$ , this results in

$$\mathbf{a}^\perp = (\mathbf{a} - \hat{\mathbf{a}}) \perp \mathcal{C}(\mathbf{B}),$$

i.e.,  $(\mathbf{a} - \hat{\mathbf{a}})$  is perpendicular to the column space of  $\mathbf{B} = [\mathbf{b}_1, \mathbf{b}_2, \dots, \mathbf{b}_n]$ , as shown in Figure B.1(b).

### B.2.3 Existence of the QR Decomposition via the Gram-Schmidt Process

We proceed by establishing the Gram-Schmidt process through vector projection. Given three independent vectors  $\mathbf{a}_1, \mathbf{a}_2, \mathbf{a}_3$  and the space spanned by the three vectors, denoted as  $\mathcal{C}([\mathbf{a}_1, \mathbf{a}_2, \mathbf{a}_3])$ , i.e., the column space of matrix  $[\mathbf{a}_1, \mathbf{a}_2, \mathbf{a}_3]$ . We intend to construct three orthogonal vectors  $\mathbf{b}_1, \mathbf{b}_2, \mathbf{b}_3$  such that  $\mathcal{C}([\mathbf{b}_1, \mathbf{b}_2, \mathbf{b}_3]) = \mathcal{C}([\mathbf{a}_1, \mathbf{a}_2, \mathbf{a}_3])$ . We then normalize these orthogonal vectors by dividing each by its length, resulting in three orthonormal vectors:  $\mathbf{q}_1 = \frac{\mathbf{b}_1}{\|\mathbf{b}_1\|}$ ,  $\mathbf{q}_2 = \frac{\mathbf{b}_2}{\|\mathbf{b}_2\|}$ , and  $\mathbf{q}_3 = \frac{\mathbf{b}_3}{\|\mathbf{b}_3\|}$ .

For the first vector, we directly set  $\mathbf{b}_1 = \mathbf{a}_1$ . The second vector,  $\mathbf{b}_2$ , must be perpendicular to the first. This is achieved by considering the vector  $\mathbf{a}_2$  and subtracting its projection along  $\mathbf{b}_1$ :

$$\begin{aligned} \mathbf{b}_2 &= \mathbf{a}_2 - \frac{\mathbf{b}_1 \mathbf{b}_1^\top}{\mathbf{b}_1^\top \mathbf{b}_1} \mathbf{a}_2 = (\mathbf{I} - \frac{\mathbf{b}_1 \mathbf{b}_1^\top}{\mathbf{b}_1^\top \mathbf{b}_1}) \mathbf{a}_2 && \text{(Projection view)} \\ &= \mathbf{a}_2 - \underbrace{\frac{\mathbf{b}_1^\top \mathbf{a}_2}{\mathbf{b}_1^\top \mathbf{b}_1} \mathbf{b}_1}_{\hat{\mathbf{a}}_2}, && \text{(Combination view)} \end{aligned}$$

where the first equation shows that  $\mathbf{b}_2$  is a multiplication of a matrix and  $\mathbf{a}_2$ , i.e., project  $\mathbf{a}_2$  onto the orthogonal complement space of  $\mathcal{C}([\mathbf{b}_1])$ . The second equation shows that  $\mathbf{a}_2$  is a linear combination of  $\mathbf{b}_1$  and  $\mathbf{b}_2$ . Clearly, the space spanned by  $\mathbf{b}_1$  and  $\mathbf{b}_2$  is the same space spanned by  $\mathbf{a}_1$  and  $\mathbf{a}_2$ . The situation is shown in Figure B.2(a), in which we choose **the direction of  $\mathbf{b}_1$  as the  $x$ -axis in the Cartesian coordinate system**.  $\hat{\mathbf{a}}_2$  is the projection of  $\mathbf{a}_2$  onto the line  $\mathbf{b}_1$ . It can be clearly shown that the part of  $\mathbf{a}_2$  perpendicular to  $\mathbf{b}_1$  is  $\mathbf{b}_2 = \mathbf{a}_2 - \hat{\mathbf{a}}_2$  from the figure.

For the third vector  $\mathbf{b}_3$ , it must be perpendicular to both the  $\mathbf{b}_1$  and  $\mathbf{b}_2$ , which is actually the vector  $\mathbf{a}_3$  subtracting its projection along the plane spanned by  $\mathbf{b}_1$  and  $\mathbf{b}_2$ :

$$\begin{aligned} \mathbf{b}_3 &= \mathbf{a}_3 - \frac{\mathbf{b}_1 \mathbf{b}_1^\top}{\mathbf{b}_1^\top \mathbf{b}_1} \mathbf{a}_3 - \frac{\mathbf{b}_2 \mathbf{b}_2^\top}{\mathbf{b}_2^\top \mathbf{b}_2} \mathbf{a}_3 = (\mathbf{I} - \frac{\mathbf{b}_1 \mathbf{b}_1^\top}{\mathbf{b}_1^\top \mathbf{b}_1} - \frac{\mathbf{b}_2 \mathbf{b}_2^\top}{\mathbf{b}_2^\top \mathbf{b}_2}) \mathbf{a}_3 && \text{(Projection view)} \\ &= \mathbf{a}_3 - \underbrace{\frac{\mathbf{b}_1^\top \mathbf{a}_3}{\mathbf{b}_1^\top \mathbf{b}_1} \mathbf{b}_1}_{\hat{\mathbf{a}}_3} - \underbrace{\frac{\mathbf{b}_2^\top \mathbf{a}_3}{\mathbf{b}_2^\top \mathbf{b}_2} \mathbf{b}_2}_{\hat{\mathbf{a}}_3}, && \text{(Combination view)} \end{aligned} \tag{B.1}$$

where the first equation shows that  $\mathbf{b}_3$  is a multiplication of a matrix and  $\mathbf{a}_3$ , i.e., project  $\mathbf{a}_3$  onto the orthogonal complement space of  $\mathcal{C}([\mathbf{b}_1, \mathbf{b}_2])$ . The second equation shows that

$\mathbf{a}_3$  is a linear combination of  $\mathbf{b}_1$ ,  $\mathbf{b}_2$ , and  $\mathbf{b}_3$ . We will see this property is essential in the idea of QR decomposition. Again, it can be shown that the space spanned by  $\mathbf{b}_1, \mathbf{b}_2, \mathbf{b}_3$  is the same space spanned by  $\mathbf{a}_1, \mathbf{a}_2, \mathbf{a}_3$ . The situation is shown in Figure B.2(b), in which we choose the direction of  $\mathbf{b}_2$  as the  $y$ -axis of the Cartesian coordinate system.  $\hat{\mathbf{a}}_3$  is the projection of  $\mathbf{a}_3$  onto the line  $\mathbf{b}_1$ , and  $\bar{\mathbf{a}}_3$  is the projection of  $\mathbf{a}_3$  onto the line  $\mathbf{b}_2$ . It can be shown that the part of  $\mathbf{a}_3$  perpendicular to both  $\mathbf{b}_1$  and  $\mathbf{b}_2$  is  $\mathbf{b}_3 = \mathbf{a}_3 - \hat{\mathbf{a}}_3 - \bar{\mathbf{a}}_3$  from the figure.

Finally, we normalize each vector by dividing its length, resulting in three orthonormal vectors:  $\mathbf{q}_1 = \frac{\mathbf{b}_1}{\|\mathbf{b}_1\|}$ ,  $\mathbf{q}_2 = \frac{\mathbf{b}_2}{\|\mathbf{b}_2\|}$ , and  $\mathbf{q}_3 = \frac{\mathbf{b}_3}{\|\mathbf{b}_3\|}$ .

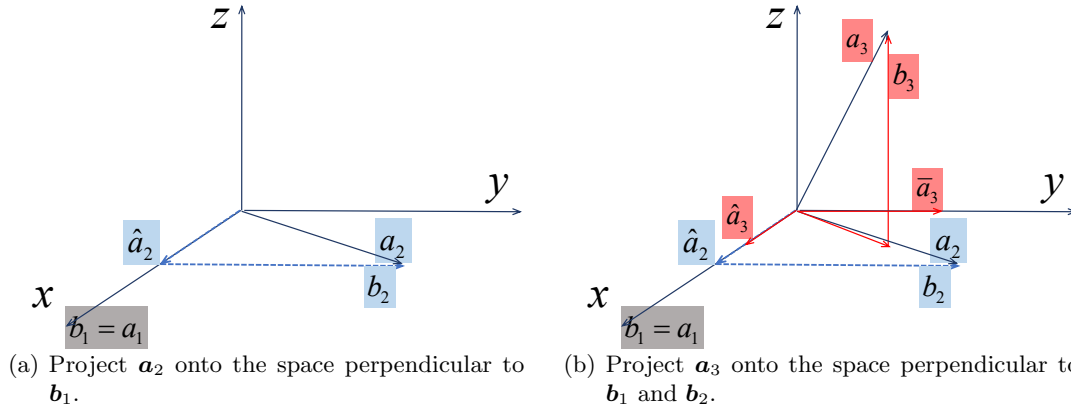


Figure B.2: Gram-Schmidt process.

This idea can be extended to a set of vectors rather than only three. And we refer to this process as the *Gram-Schmidt process*. After this process, matrix  $\mathbf{X}$  will be triangularized. The method is named after Jørgen Pedersen Gram and Erhard Schmidt, but it appeared earlier in the work of Pierre-Simon Laplace in the theory of Lie group decomposition.

The Gram-Schmidt process is not the sole algorithm for obtaining the QR decomposition. There are several other QR decomposition algorithms available, such as *Householder reflections* and *Givens rotations*, which exhibit greater robustness in the presence of round-off errors. These QR decomposition methods may also alter the order in which the columns of  $\mathbf{X}$  are processed.

### B.2.4 Orthogonal vs Orthonormal

The vectors  $\mathbf{q}_1, \mathbf{q}_2, \dots, \mathbf{q}_p \in \mathbb{R}^n$  are *mutually orthogonal* when their dot products  $\mathbf{q}_i^\top \mathbf{q}_j$  are zero whenever  $i \neq j$ . When each vector is divided by its length, the vectors become orthogonal unit vectors. Then the vectors  $\mathbf{q}_1, \mathbf{q}_2, \dots, \mathbf{q}_p$  are called *mutually orthonormal*. We usually put the orthonormal vectors into a matrix  $\mathbf{Q}$ .

When  $n \neq p$ : the matrix  $\mathbf{Q}$  is easy to work with because  $\mathbf{Q}^\top \mathbf{Q} = \mathbf{I} \in \mathbb{R}^{p \times p}$ .

When  $n = p$ : the matrix  $\mathbf{Q}$  is square,  $\mathbf{Q}^\top \mathbf{Q} = \mathbf{I}$  means that  $\mathbf{Q}^\top = \mathbf{Q}^{-1}$ , i.e., the transpose of  $\mathbf{Q}$  is the inverse of  $\mathbf{Q}$ . Then we also have  $\mathbf{Q}\mathbf{Q}^\top = \mathbf{I}$ , i.e.,  $\mathbf{Q}^\top$  is the two-sided inverse of  $\mathbf{Q}$ . We call this  $\mathbf{Q}$  an **orthogonal matrix**. Note here we use the term *orthogonal matrix* to mean the matrix  $\mathbf{Q}$  has orthonormal columns. The term orthonormal matrix is **not** used for historical reasons.

### B.2.5 Property of the QR Decomposition

For any matrix  $\mathbf{X}$ , we have the property:  $\mathcal{N}(\mathbf{X}^\top)$  is the orthogonal complement of the column space  $\mathcal{C}(\mathbf{X})$  in  $\mathbb{R}^n$ :  $\dim(\mathcal{N}(\mathbf{X}^\top)) + \dim(\mathcal{C}(\mathbf{X})) = n$ ; This relationship is known as the rank-nullity theorem, and its proof can be found in Theorem 2.4 (p. 28). Specifically, QR decomposition yields a basis for this subspace. In singular value decomposition, we will also find the basis for  $\mathcal{N}(\mathbf{X})$  and  $\mathcal{C}(\mathbf{X}^\top)$ .

**Lemma B.6: (Orthonormal Basis in  $\mathbb{R}^n$ )** For full QR decomposition, we have the following property:

- $\{\mathbf{q}_1, \mathbf{q}_2, \dots, \mathbf{q}_p\}$  is an orthonormal basis of  $\mathcal{C}(\mathbf{X})$ ;
- $\{\mathbf{q}_{p+1}, \mathbf{q}_{p+2}, \dots, \mathbf{q}_n\}$  is an orthonormal basis of  $\mathcal{N}(\mathbf{X}^\top)$ .

**Proof** [of Lemma B.6] From the Gram-Schmidt process, it is trivial that  $\text{span}\{\mathbf{x}_1, \mathbf{x}_2, \dots, \mathbf{x}_k\}$  is equal to  $\text{span}\{\mathbf{q}_1, \mathbf{q}_2, \dots, \mathbf{q}_k\}$  for all  $k \in \{1, 2, \dots, p\}$ . Thus,  $\mathcal{C}(\mathbf{X}) = \text{span}\{\mathbf{x}_1, \mathbf{x}_2, \dots, \mathbf{x}_p\} = \text{span}\{\mathbf{q}_1, \mathbf{q}_2, \dots, \mathbf{q}_p\}$ , and  $\{\mathbf{q}_1, \mathbf{q}_2, \dots, \mathbf{q}_p\}$  is an orthonormal basis for the column space of  $\mathbf{X}$ . Additionally, we have  $\mathcal{N}(\mathbf{X}^\top) \perp \mathcal{C}(\mathbf{X})$ , and  $\dim(\mathcal{N}(\mathbf{X}^\top)) = n - \dim(\mathcal{C}(\mathbf{X})) = n - p$ . Since the space spanned by  $\{\mathbf{q}_{p+1}, \mathbf{q}_{p+2}, \dots, \mathbf{q}_n\}$  is also perpendicular  $\mathcal{C}(\mathbf{X})$  with dimension  $n - p$ , thus,  $\{\mathbf{q}_{p+1}, \mathbf{q}_{p+2}, \dots, \mathbf{q}_n\}$  is an orthonormal basis for  $\mathcal{N}(\mathbf{X}^\top)$ . ■

### B.2.6 Uniqueness of the QR Decomposition

The results of the QR decomposition from the Gram-Schmidt process, the Householder algorithm, and the Givens algorithms are different (see Lu (2021)). Thus, from this point, QR decomposition is not unique.

**Example B.1 (Non-Uniqueness of the QR Decomposition)** Suppose the matrix  $\mathbf{X}$  is given by

$$\mathbf{X} = \begin{bmatrix} 4 & 1 \\ 3 & 2 \end{bmatrix}.$$

The QR decomposition of  $\mathbf{X}$  can be obtained by

$$\begin{aligned} \mathbf{X} &= \mathbf{Q}_1 \mathbf{R}_1 = \begin{bmatrix} 0.8 & 0.6 \\ 0.6 & -0.8 \end{bmatrix} \begin{bmatrix} 5 & 2 \\ 0 & -1 \end{bmatrix} \\ &= \mathbf{Q}_2 \mathbf{R}_2 = \begin{bmatrix} 0.8 & -0.6 \\ 0.6 & 0.8 \end{bmatrix} \begin{bmatrix} 5 & 2 \\ 0 & 1 \end{bmatrix} \\ &= \mathbf{Q}_3 \mathbf{R}_3 = \begin{bmatrix} -0.8 & -0.6 \\ -0.6 & 0.8 \end{bmatrix} \begin{bmatrix} -5 & -2 \\ 0 & 1 \end{bmatrix} \\ &= \mathbf{Q}_4 \mathbf{R}_4 = \begin{bmatrix} -0.8 & 0.6 \\ -0.6 & -0.8 \end{bmatrix} \begin{bmatrix} -5 & -2 \\ 0 & -1 \end{bmatrix}. \end{aligned}$$

Thus, the QR decomposition of  $\mathbf{X}$  is not unique. □

However, the uniqueness of the *reduced* QR decomposition for full column rank matrix  $\mathbf{X}$  is guaranteed when  $\mathbf{R}$  has positive diagonals as shown in the “main proof” of Section B.2.3 by inductive analysis. We here provide an alternative proof for the uniqueness of the *reduced* QR decomposition if the diagonal values of  $\mathbf{R}$  are positive.

**Corollary B.7: (Uniqueness of the reduced QR Decomposition)** Suppose matrix  $\mathbf{X}$  is an  $n \times p$  matrix with full column rank  $p$  and  $n \geq p$ . Then, the *reduced* QR decomposition is unique if the main diagonal values of  $\mathbf{R}$  are positive.

**Proof** [of Corollary B.7] Suppose the *reduced* QR decomposition is not unique, we can complete it into a *full* QR decomposition, then we can find two such full decompositions satisfying  $\mathbf{X} = \mathbf{Q}_1 \mathbf{R}_1 = \mathbf{Q}_2 \mathbf{R}_2$ . This implies  $\mathbf{R}_1 = \mathbf{Q}_1^{-1} \mathbf{Q}_2 \mathbf{R}_2 = \mathbf{V} \mathbf{R}_2$ , where  $\mathbf{V} = \mathbf{Q}_1^{-1} \mathbf{Q}_2$  is an orthogonal matrix. Write out the equation, we have

$$\mathbf{R}_1 = \begin{bmatrix} r_{11} & r_{12} & \cdots & r_{1p} \\ & r_{22} & \cdots & r_{2p} \\ & \mathbf{0} & \ddots & \vdots \\ & & & r_{pp} \\ \mathbf{0} & \mathbf{0} & \cdots & \mathbf{0} \end{bmatrix} = \begin{bmatrix} v_{11} & v_{12} & \cdots & v_{1n} \\ v_{21} & v_{22} & \cdots & v_{2n} \\ \vdots & \vdots & \ddots & \vdots \\ v_{n1} & v_{n2} & \cdots & v_{nn} \end{bmatrix} \begin{bmatrix} s_{11} & s_{12} & \cdots & s_{1p} \\ & s_{22} & \cdots & s_{2p} \\ & & \ddots & \vdots \\ \mathbf{0} & \mathbf{0} & \cdots & \mathbf{0} \\ & & & s_{pp} \\ \mathbf{0} & \mathbf{0} & \cdots & \mathbf{0} \end{bmatrix} = \mathbf{V} \mathbf{R}_2,$$

This implies

$$r_{11} = v_{11} s_{11}, \quad v_{21} = v_{31} = v_{41} = \cdots = v_{n1} = 0.$$

Since  $\mathbf{V}$  contains mutually orthonormal columns, and the first column of  $\mathbf{V}$  is of norm 1. Thus,  $v_{11} = \pm 1$ . We notice that  $r_{ii} > 0$  and  $s_{ii} > 0$  for  $i \in \{1, 2, \dots, p\}$  by assumption such that  $r_{11} > 0$  and  $s_{11} > 0$ , implying that  $v_{11}$  can only be positive 1. Since  $\mathbf{V}$  is an orthogonal matrix, we also have

$$v_{12} = v_{13} = v_{14} = \cdots = v_{1n} = 0.$$

Applying this process to the submatrices of  $\mathbf{R}_1$ ,  $\mathbf{V}$ , and  $\mathbf{R}_2$ , we will find the upper-left submatrix of  $\mathbf{V}$  is an identity:  $\mathbf{V}[1 : p, 1 : p] = \mathbf{I}_p$  such that  $\mathbf{R}_1 = \mathbf{R}_2$ . This implies  $\mathbf{Q}_1[:, 1 : p] = \mathbf{Q}_2[:, 1 : p]$  and leads to a contradiction. And thus the reduced QR decomposition is unique. We complete the proof.  $\blacksquare$



### B.3. Schur Decomposition

**Theorem B.8: (Schur Decomposition)** Any real square matrix  $\mathbf{X} \in \mathbb{R}^{n \times n}$  with real eigenvalues admits the following decomposition:

$$\mathbf{X} = \mathbf{Q}\mathbf{U}\mathbf{Q}^\top,$$

where  $\mathbf{Q}$  is an orthogonal matrix, and  $\mathbf{U}$  is an upper triangular matrix. That is, any square matrix  $\mathbf{X}$  with real eigenvalues can be triangularized.

**Schur decomposition for symmetric matrices.** When dealing with a symmetric matrix  $\mathbf{X} = \mathbf{X}^\top$ , we find that  $\mathbf{Q}\mathbf{U}\mathbf{Q}^\top = \mathbf{Q}\mathbf{U}^\top\mathbf{Q}^\top$ . Consequently,  $\mathbf{U}$  is a diagonal matrix. And this diagonal matrix actually contains the eigenvalues of  $\mathbf{X}$ . All the columns of  $\mathbf{Q}$  are eigenvectors of  $\mathbf{X}$ . This leads us to the conclusion that symmetric matrices are inherently diagonalizable, even in the presence of repeated eigenvalues.

Moreover, the matrix  $\mathbf{X}$  and  $\mathbf{U}$  are in the notion of similar matrices.

**Definition B.1 (Similar Matrices)** For any nonsingular matrix  $\mathbf{P}$ , the matrices  $\mathbf{X}$  and  $\mathbf{P}\mathbf{X}\mathbf{P}^{-1}$  are called similar matrices.

**Lemma B.9: (Eigenvalue, Trace and Rank of Similar Matrices)** Given a nonsingular matrix  $\mathbf{P}$ , any eigenvalue of  $\mathbf{X}$  is also an eigenvalue of  $\mathbf{P}\mathbf{X}\mathbf{P}^{-1}$ . The converse is also true that any eigenvalue of  $\mathbf{P}\mathbf{X}\mathbf{P}^{-1}$  is likewise an eigenvalue of  $\mathbf{X}$ . In other words,  $\Lambda(\mathbf{X}) = \Lambda(\mathbf{P}\mathbf{X}\mathbf{P}^{-1})$ , where  $\Lambda(\mathbf{Z})$  represents the spectrum of matrix  $\mathbf{Z}$  (Definition 1.3, p. 5).

Furthermore, the trace and rank of  $\mathbf{X}$  are equal to those of matrix  $\mathbf{P}\mathbf{X}\mathbf{P}^{-1}$  for any nonsingular matrix  $\mathbf{P}$ .

**Proof** [of Lemma B.9] For any eigenpair  $(\lambda, \beta)$  of  $\mathbf{X}$ , we have  $\mathbf{X}\beta = \lambda\beta$ . Consequently,  $\lambda\mathbf{P}\beta = \mathbf{P}\mathbf{X}\mathbf{P}^{-1}\mathbf{P}\beta$ , demonstrating that  $\mathbf{P}\beta$  is an eigenvector of  $\mathbf{P}\mathbf{X}\mathbf{P}^{-1}$  associated with  $\lambda$ .

Similarly, for any eigenpair  $(\lambda, \beta)$  of  $\mathbf{P}\mathbf{X}\mathbf{P}^{-1}$ , we have  $\mathbf{P}\mathbf{X}\mathbf{P}^{-1}\beta = \lambda\beta$ . Then,  $\mathbf{X}\mathbf{P}^{-1}\beta = \lambda\mathbf{P}^{-1}\beta$ , indicating that  $\mathbf{P}^{-1}\beta$  is an eigenvector of  $\mathbf{X}$  corresponding to  $\lambda$ .

Regarding the the trace of  $\mathbf{P}\mathbf{X}\mathbf{P}^{-1}$ , we can establish that  $\text{tr}(\mathbf{P}\mathbf{X}\mathbf{P}^{-1}) = \text{tr}(\mathbf{X}\mathbf{P}^{-1}\mathbf{P}) = \text{tr}(\mathbf{X})$ , where the first equality comes from the fact that the trace of a product is invariant under cyclical permutations of the factors:

$$\text{tr}(\mathbf{ABC}) = \text{tr}(\mathbf{BCA}) = \text{tr}(\mathbf{CAB}),$$

if all  $\mathbf{ABC}$ ,  $\mathbf{BCA}$ , and  $\mathbf{CAB}$  exist.

Regarding the rank of  $\mathbf{P}\mathbf{X}\mathbf{P}^{-1}$ , we separate it into two claims as follows.

**Rank claim 1:**  $\text{rank}(\mathbf{ZX}) = \text{rank}(\mathbf{X})$  if  $\mathbf{Z}$  is nonsingular. We will begin by demonstrating that  $\text{rank}(\mathbf{ZX}) = \text{rank}(\mathbf{X})$  if  $\mathbf{Z}$  is nonsingular. Consider any vector  $\mathbf{n}$  in the null space of  $\mathbf{X}$ , that is,  $\mathbf{X}\mathbf{n} = \mathbf{0}$ . Consequently,  $\mathbf{Z}\mathbf{X}\mathbf{n} = \mathbf{0}$ , that is,  $\mathbf{n}$  also resides in the null space of  $\mathbf{ZX}$ . This, in turn, implies  $\mathcal{N}(\mathbf{X}) \subseteq \mathcal{N}(\mathbf{ZX})$ .

Conversely, for any vector  $\mathbf{m}$  in the null space of  $\mathbf{Z}\mathbf{X}$ , i.e.,  $\mathbf{Z}\mathbf{X}\mathbf{m} = \mathbf{0}$ , we can deduce that  $\mathbf{X}\mathbf{m} = \mathbf{Z}^{-1}\mathbf{0} = \mathbf{0}$ . That is,  $\mathbf{m}$  is also in the null space of  $\mathbf{X}$ . And this indicates  $\mathcal{N}(\mathbf{Z}\mathbf{X}) \subseteq \mathcal{N}(\mathbf{X})$ .

By applying the concept of “sandwiching,” the two arguments presented above lead to the following conclusion:

$$\mathcal{N}(\mathbf{X}) = \mathcal{N}(\mathbf{Z}\mathbf{X}) \quad \longrightarrow \quad \text{rank}(\mathbf{Z}\mathbf{X}) = \text{rank}(\mathbf{X}).$$

**Rank claim 2:**  $\text{rank}(\mathbf{X}\mathbf{Z}) = \text{rank}(\mathbf{X})$  if  $\mathbf{Z}$  is nonsingular. We observe that the row rank of a matrix is equivalent to its column rank (Corollary A.1, p. 157). Therefore,  $\text{rank}(\mathbf{X}\mathbf{Z}) = \text{rank}(\mathbf{Z}^\top \mathbf{X}^\top)$ . Since  $\mathbf{Z}^\top$  is nonsingular, as per claim 1, we can conclude that  $\text{rank}(\mathbf{Z}^\top \mathbf{X}^\top) = \text{rank}(\mathbf{X}^\top) = \text{rank}(\mathbf{X})$ , where the last equality is again from the fact that the row rank is equal to the column rank for any matrix. This establishes that  $\text{rank}(\mathbf{X}\mathbf{Z}) = \text{rank}(\mathbf{X})$ , as claimed.

Since  $\mathbf{P}$  and  $\mathbf{P}^{-1}$  are nonsingular, we can conclude that  $\text{rank}(\mathbf{P}\mathbf{X}\mathbf{P}^{-1}) = \text{rank}(\mathbf{X}\mathbf{P}^{-1}) = \text{rank}(\mathbf{X})$ , where the first equality is from claim 1, and the second equality is from claim 2. We complete the proof.  $\blacksquare$

### B.3.1 Existence of the Schur Decomposition

To prove Theorem B.8, we need to use the following lemmas.

**Lemma B.10: (Determinant Intermezzo)** We have the following properties for determinant of matrices:

- The determinant of the product of two matrices is  $\det(\mathbf{X}\mathbf{Y}) = \det(\mathbf{X})\det(\mathbf{Y})$ ;
- The determinant of the transpose is  $\det(\mathbf{X}^\top) = \det(\mathbf{X})$ ;
- Suppose matrix  $\mathbf{X}$  has an eigenvalue  $\lambda$ , then  $\det(\mathbf{X} - \lambda\mathbf{I}) = 0$ ;
- Determinant of any identity matrix is 1;
- Determinant of an orthogonal matrix  $\mathbf{Q}$ :

$$\det(\mathbf{Q}) = \det(\mathbf{Q}^\top) = \pm 1, \quad \text{since } \det(\mathbf{Q}^\top)\det(\mathbf{Q}) = \det(\mathbf{Q}^\top\mathbf{Q}) = \det(\mathbf{I}) = 1;$$

- Given any square matrix  $\mathbf{X}$  and orthogonal matrix  $\mathbf{Q}$ , we have

$$\det(\mathbf{X}) = \det(\mathbf{Q}^\top)\det(\mathbf{X})\det(\mathbf{Q}) = \det(\mathbf{Q}^\top\mathbf{X}\mathbf{Q});$$

- Suppose  $\mathbf{X} \in \mathbb{R}^{n \times n}$ , then  $\det(-\mathbf{X}) = (-1)^n \det(\mathbf{X})$ .

**Lemma B.11: (Submatrix with Same Eigenvalue)** Suppose the square matrix  $\mathbf{X}_{k+1} \in \mathbb{R}^{(k+1) \times (k+1)}$  has real eigenvalues  $\lambda_1, \lambda_2, \dots, \lambda_{k+1}$ . Then, we can construct a

$k \times k$  matrix  $\mathbf{X}_k$  with eigenvalues  $\lambda_2, \lambda_3, \dots, \lambda_{k+1}$  by

$$\mathbf{X}_k = \begin{bmatrix} -\mathbf{p}_2^\top - \\ -\mathbf{p}_3^\top - \\ \vdots \\ -\mathbf{p}_{k+1}^\top - \end{bmatrix} \mathbf{X}_{k+1} \begin{bmatrix} \mathbf{p}_2 & \mathbf{p}_3 & \cdots & \mathbf{p}_{k+1} \end{bmatrix},$$

where  $\mathbf{p}_1$  is a eigenvector of  $\mathbf{X}_{k+1}$  with norm 1 corresponding to eigenvalue  $\lambda_1$ , and  $\mathbf{p}_2, \mathbf{p}_3, \dots, \mathbf{p}_{k+1}$  are any mutually orthonormal vectors that are orthogonal to  $\mathbf{p}_1$ .

**Proof** [of Lemma B.11] Let  $\mathbf{P}_{k+1} = [\mathbf{p}_1, \mathbf{p}_2, \dots, \mathbf{p}_{k+1}]$ . We have  $\mathbf{P}_{k+1}^\top \mathbf{P}_{k+1} = \mathbf{I}$  and

$$\mathbf{P}_{k+1}^\top \mathbf{X}_{k+1} \mathbf{P}_{k+1} = \begin{bmatrix} \lambda_1 & \mathbf{0} \\ \mathbf{0} & \mathbf{X}_k \end{bmatrix}.$$

For any eigenvalue  $\lambda = \{\lambda_2, \lambda_3, \dots, \lambda_{k+1}\}$ , by Lemma B.10, we have

$$\begin{aligned} \det(\mathbf{X}_{k+1} - \lambda \mathbf{I}) &= \det(\mathbf{P}_{k+1}^\top (\mathbf{X}_{k+1} - \lambda \mathbf{I}) \mathbf{P}_{k+1}) \\ &= \det(\mathbf{P}_{k+1}^\top \mathbf{X}_{k+1} \mathbf{P}_{k+1} - \lambda \mathbf{P}_{k+1}^\top \mathbf{P}_{k+1}) \\ &= \det \left( \begin{bmatrix} \lambda_1 - \lambda & \mathbf{0} \\ \mathbf{0} & \mathbf{X}_k - \lambda \mathbf{I} \end{bmatrix} \right) \\ &= (\lambda_1 - \lambda) \det(\mathbf{X}_k - \lambda \mathbf{I}), \end{aligned}$$

where the last equality is from the fact that if matrix  $\mathbf{M}$  has a block formulation:  $\mathbf{M} = \begin{bmatrix} \mathbf{E} & \mathbf{F} \\ \mathbf{G} & \mathbf{H} \end{bmatrix}$ , then  $\det(\mathbf{M}) = \det(\mathbf{E}) \det(\mathbf{H} - \mathbf{G}\mathbf{E}^{-1}\mathbf{F})$ . Since  $\lambda$  is an eigenvalue of  $\mathbf{X}$  and  $\lambda \neq \lambda_1$ , then  $\det(\mathbf{X}_{k+1} - \lambda \mathbf{I}) = (\lambda_1 - \lambda) \det(\mathbf{X}_k - \lambda \mathbf{I}) = 0$  means  $\lambda$  is also an eigenvalue of  $\mathbf{X}_k$ .  $\blacksquare$

We then prove the existence of the Schur decomposition by induction.

**Proof** [of Theorem B.8: Existence of Schur Decomposition] We note that the theorem is trivial when  $n = 1$  by setting  $Q = 1$  and  $U = A$ . Suppose the theorem is true when  $n = k$  for some  $k \geq 1$ . If we prove the theorem is also true when  $n = k + 1$ , then we complete the proof.

Suppose for  $n = k$ , the theorem is true for  $\mathbf{X}_k = \mathbf{Q}_k \mathbf{U}_k \mathbf{Q}_k^\top$ .

Suppose further  $\mathbf{P}_{k+1}$  contains orthogonal vectors  $\mathbf{P}_{k+1} = [\mathbf{p}_1, \mathbf{p}_2, \dots, \mathbf{p}_{k+1}]$  as constructed in Lemma B.11, where  $\mathbf{p}_1$  is an eigenvector of  $\mathbf{X}_{k+1}$  corresponding to eigenvalue  $\lambda_1$ , and its norm is 1; and  $\mathbf{p}_2, \dots, \mathbf{p}_{k+1}$  are orthonormal to  $\mathbf{p}_1$ . Let the other  $k$  eigenvalues of  $\mathbf{X}_{k+1}$  be  $\lambda_2, \lambda_3, \dots, \lambda_{k+1}$ . Since we assume the theorem is true for  $n = k$ , we can find a matrix  $\mathbf{X}_k$  with eigenvalues  $\lambda_2, \lambda_3, \dots, \lambda_{k+1}$ . So we have the following property by Lemma B.11:

$$\mathbf{P}_{k+1}^\top \mathbf{X}_{k+1} \mathbf{P}_{k+1} = \begin{bmatrix} \lambda & \mathbf{0} \\ \mathbf{0} & \mathbf{X}_k \end{bmatrix} \quad \text{and} \quad \mathbf{X}_{k+1} \mathbf{P}_{k+1} = \mathbf{P}_{k+1} \begin{bmatrix} \lambda_1 & \mathbf{0} \\ \mathbf{0} & \mathbf{X}_k \end{bmatrix}.$$

Let  $\mathbf{Q}_{k+1} = \mathbf{P}_{k+1} \begin{bmatrix} 1 & \mathbf{0} \\ \mathbf{0} & \mathbf{Q}_k \end{bmatrix}$ . Then, it follows that

$$\begin{aligned}
 \mathbf{X}_{k+1}\mathbf{Q}_{k+1} &= \mathbf{X}_{k+1}\mathbf{P}_{k+1} \begin{bmatrix} 1 & \mathbf{0} \\ \mathbf{0} & \mathbf{Q}_k \end{bmatrix} \\
 &= \mathbf{P}_{k+1} \begin{bmatrix} \lambda_1 & \mathbf{0} \\ \mathbf{0} & \mathbf{X}_k \end{bmatrix} \begin{bmatrix} 1 & \mathbf{0} \\ \mathbf{0} & \mathbf{Q}_k \end{bmatrix} \\
 &= \mathbf{P}_{k+1} \begin{bmatrix} \lambda_1 & \mathbf{0} \\ \mathbf{0} & \mathbf{X}_k\mathbf{Q}_k \end{bmatrix} \\
 &= \mathbf{P}_{k+1} \begin{bmatrix} \lambda_1 & \mathbf{0} \\ \mathbf{0} & \mathbf{Q}_k\mathbf{U}_k \end{bmatrix} && \text{(By the assumption for } n = k) \\
 &= \mathbf{P}_{k+1} \begin{bmatrix} 1 & \mathbf{0} \\ \mathbf{0} & \mathbf{Q}_k \end{bmatrix} \begin{bmatrix} \lambda_1 & \mathbf{0} \\ \mathbf{0} & \mathbf{U}_k \end{bmatrix} \\
 &= \mathbf{Q}_{k+1}\mathbf{U}_{k+1}. && (\mathbf{U}_{k+1} = \begin{bmatrix} \lambda_1 & \mathbf{0} \\ \mathbf{0} & \mathbf{U}_k \end{bmatrix})
 \end{aligned}$$

We then have  $\mathbf{X}_{k+1} = \mathbf{Q}_{k+1}\mathbf{U}_{k+1}\mathbf{Q}_{k+1}^\top$ , where  $\mathbf{U}_{k+1}$  is an upper triangular matrix, and  $\mathbf{Q}_{k+1}$  is an orthogonal matrix since  $\mathbf{P}_{k+1}$  and  $\begin{bmatrix} 1 & \mathbf{0} \\ \mathbf{0} & \mathbf{Q}_k \end{bmatrix}$  are both orthogonal matrices. This completes the proof.  $\blacksquare$

### B.3.2 Other Forms of the Schur Decomposition

From the proof of the Schur decomposition, we obtain the upper triangular matrix  $\mathbf{U}_{k+1}$  by appending the eigenvalue  $\lambda_1$  to  $\mathbf{U}_k$ . From this process, the values on the diagonal are always eigenvalues. Therefore, we can decompose the upper triangular into two parts.

**Corollary B.12: (Form 2 of Schur Decomposition)** Any square matrix  $\mathbf{X} \in \mathbb{R}^{n \times n}$  with real eigenvalues admits the following decomposition:

$$\mathbf{Q}^\top \mathbf{X} \mathbf{Q} = \mathbf{\Lambda} + \mathbf{T} \quad \text{or} \quad \mathbf{X} = \mathbf{Q}(\mathbf{\Lambda} + \mathbf{T})\mathbf{Q}^\top,$$

where  $\mathbf{Q}$  is an orthogonal matrix,  $\mathbf{\Lambda} = \text{diag}(\lambda_1, \lambda_2, \dots, \lambda_n)$  is a diagonal matrix containing the eigenvalues of  $\mathbf{X}$ , and  $\mathbf{T}$  is a *strictly upper triangular* matrix (with zeros on the diagonal).

A strictly upper triangular matrix is an upper triangular matrix having 0's along the diagonal as well as the lower portion. Another proof for this decomposition is that  $\mathbf{X}$  and  $\mathbf{U}$  (where  $\mathbf{U} = \mathbf{Q}^\top \mathbf{X} \mathbf{Q}$ ) are similar matrices so that they have the same eigenvalues (Lemma B.9). And the eigenvalues of any upper triangular matrices are on the diagonal.

To see this, for any upper triangular matrix  $\mathbf{R} \in \mathbb{R}^{n \times n}$ , where the diagonal values are  $r_{ii}$  for all  $i \in \{1, 2, \dots, n\}$ , we have

$$\mathbf{R}\mathbf{e}_i = r_{ii}\mathbf{e}_i,$$

where  $\mathbf{e}_i$  is the  $i$ -th basis vector in  $\mathbb{R}^n$ . So we can decompose  $\mathbf{U}$  into  $\mathbf{\Lambda}$  and  $\mathbf{T}$ .

## B.4. Spectral Decomposition (Theorem)

In this section, we provide the proof for Theorem 2.17 (p. 46), the existence of spectral decomposition. We prove the theorem in several steps.

### Symmetric Matrix Property 1 of 4

**Lemma B.13: (Real Eigenvalues)** The eigenvalues of any symmetric matrix are all real.

**Proof** [of Lemma B.13] Suppose eigenvalue  $\lambda$  is a complex number  $\lambda = a + ib$ , where  $a$  and  $b$  are real. Its complex conjugate is  $\bar{\lambda} = a - ib$ . Same for complex eigenvector  $\boldsymbol{\beta} = \mathbf{c} + i\mathbf{d}$  and its complex conjugate  $\bar{\boldsymbol{\beta}} = \mathbf{c} - i\mathbf{d}$ , where  $\mathbf{c}$  and  $\mathbf{d}$  are real vectors. We then have the following property:

$$\mathbf{X}\boldsymbol{\beta} = \lambda\boldsymbol{\beta} \quad \xrightarrow{\text{leads to}} \quad \mathbf{X}\bar{\boldsymbol{\beta}} = \bar{\lambda}\bar{\boldsymbol{\beta}} \quad \xrightarrow{\text{transpose to}} \quad \bar{\boldsymbol{\beta}}^\top \mathbf{X} = \bar{\lambda}\bar{\boldsymbol{\beta}}^\top.$$

We take the dot product of the first equation with  $\bar{\boldsymbol{\beta}}$  and the last equation with  $\boldsymbol{\beta}$ :

$$\bar{\boldsymbol{\beta}}^\top \mathbf{X}\boldsymbol{\beta} = \lambda\bar{\boldsymbol{\beta}}^\top \boldsymbol{\beta} \quad \text{and} \quad \bar{\boldsymbol{\beta}}^\top \mathbf{X}\boldsymbol{\beta} = \bar{\lambda}\bar{\boldsymbol{\beta}}^\top \boldsymbol{\beta}.$$

Then we have the equality  $\lambda\bar{\boldsymbol{\beta}}^\top \boldsymbol{\beta} = \bar{\lambda}\bar{\boldsymbol{\beta}}^\top \boldsymbol{\beta}$ . Since  $\bar{\boldsymbol{\beta}}^\top \boldsymbol{\beta} = (\mathbf{c} - i\mathbf{d})^\top (\mathbf{c} + i\mathbf{d}) = \mathbf{c}^\top \mathbf{c} + \mathbf{d}^\top \mathbf{d}$  is a real number, the imaginary part of  $\lambda$  is zero and  $\lambda$  is real. ■

### Symmetric Matrix Property 2 of 4

**Lemma B.14: (Orthogonal Eigenvectors)** The eigenvectors corresponding to distinct eigenvalues of any symmetric matrix are orthogonal so that we can normalize eigenvectors to make them orthonormal since  $\mathbf{X}\boldsymbol{\beta} = \lambda\boldsymbol{\beta}$  leads to  $\mathbf{X} \frac{\boldsymbol{\beta}}{\|\boldsymbol{\beta}\|} = \lambda \frac{\boldsymbol{\beta}}{\|\boldsymbol{\beta}\|}$  which corresponds to the same eigenvalue.

**Proof** [of Lemma B.14] Suppose eigenvalues  $\lambda_1$  and  $\lambda_2$  correspond to eigenvectors  $\boldsymbol{\beta}_1$  and  $\boldsymbol{\beta}_2$ , respectively, such that  $\mathbf{X}\boldsymbol{\beta}_1 = \lambda_1\boldsymbol{\beta}_1$  and  $\mathbf{X}\boldsymbol{\beta}_2 = \lambda_2\boldsymbol{\beta}_2$ . We have the following equality:

$$\mathbf{X}\boldsymbol{\beta}_1 = \lambda_1\boldsymbol{\beta}_1 \quad \xrightarrow{\text{leads to}} \quad \boldsymbol{\beta}_1^\top \mathbf{X} = \lambda_1\boldsymbol{\beta}_1^\top \quad \xrightarrow{\text{leads to}} \quad \boldsymbol{\beta}_1^\top \mathbf{X}\boldsymbol{\beta}_2 = \lambda_1\boldsymbol{\beta}_1^\top \boldsymbol{\beta}_2,$$

and

$$\mathbf{X}\boldsymbol{\beta}_2 = \lambda_2\boldsymbol{\beta}_2 \quad \xrightarrow{\text{leads to}} \quad \boldsymbol{\beta}_1^\top \mathbf{X}\boldsymbol{\beta}_2 = \lambda_2\boldsymbol{\beta}_1^\top \boldsymbol{\beta}_2,$$

which implies  $\lambda_1\boldsymbol{\beta}_1^\top \boldsymbol{\beta}_2 = \lambda_2\boldsymbol{\beta}_1^\top \boldsymbol{\beta}_2$ . Since eigenvalues  $\lambda_1 \neq \lambda_2$ , the eigenvectors are orthogonal. ■

For any matrix multiplication, we have the rank of the multiplication result no larger than the rank of the inputs. However, the symmetric matrix  $\mathbf{X}^\top \mathbf{X}$  is rather special in that the rank of  $\mathbf{X}^\top \mathbf{X}$  is equal to that of  $\mathbf{X}$  which will be used in the proof of singular value decomposition in the next section.

**Lemma B.15: (Rank of  $\mathbf{XY}$ )** For any matrix  $\mathbf{X} \in \mathbb{R}^{n \times p}$ ,  $\mathbf{Y} \in \mathbb{R}^{p \times k}$ , then the matrix multiplication  $\mathbf{XY} \in \mathbb{R}^{n \times k}$  has  $\text{rank}(\mathbf{XY}) \leq \min(\text{rank}(\mathbf{X}), \text{rank}(\mathbf{Y}))$ .

**Proof** [of Lemma B.15] For matrix multiplication  $\mathbf{XY}$ , we have

- All rows of  $\mathbf{XY}$  are combination of the rows of  $\mathbf{Y}$ , the row space of  $\mathbf{XY}$  is a subset of the row space of  $\mathbf{Y}$ . Thus  $\text{rank}(\mathbf{XY}) \leq \text{rank}(\mathbf{Y})$ .
- All columns of  $\mathbf{XY}$  are combination of columns of  $\mathbf{X}$ , the column space of  $\mathbf{XY}$  is a subset of the column space of  $\mathbf{X}$ . Thus  $\text{rank}(\mathbf{XY}) \leq \text{rank}(\mathbf{X})$ .

Therefore we have,  $\text{rank}(\mathbf{XY}) \leq \min(\text{rank}(\mathbf{X}), \text{rank}(\mathbf{Y}))$ . ■

For the third property of symmetric matrix, we need the definition of similar matrices and the property about eigenvalues of similar matrices (see Lemma B.9, p. 177).

#### Symmetric Matrix Property 3 of 4

**Lemma B.16: (Orthonormal Eigenvectors for Duplicate Eigenvalue)** If  $\mathbf{X}$  has a duplicate eigenvalue  $\lambda_i$  with multiplicity  $k \geq 2$ , then there exist  $k$  orthonormal eigenvectors corresponding to  $\lambda_i$ .

**Proof** [of Lemma B.16] We note that there is at least one eigenvector  $\beta_{i1}$  corresponding to  $\lambda_i$ . And for such eigenvector  $\beta_{i1}$ , we can always find additional  $n - 1$  orthonormal vectors  $\mathbf{y}_2, \mathbf{y}_3, \dots, \mathbf{y}_n$  so that  $\{\beta_{i1}, \mathbf{y}_2, \mathbf{y}_3, \dots, \mathbf{y}_n\}$  forms an orthonormal basis in  $\mathbb{R}^n$ . Put the  $\mathbf{y}_2, \mathbf{y}_3, \dots, \mathbf{y}_n$  into matrix  $\mathbf{Y}_1$  and  $\{\beta_{i1}, \mathbf{y}_2, \mathbf{y}_3, \dots, \mathbf{y}_n\}$  into matrix  $\mathbf{P}_1$ :

$$\mathbf{Y}_1 = [\mathbf{y}_2, \mathbf{y}_3, \dots, \mathbf{y}_n] \quad \text{and} \quad \mathbf{P}_1 = [\beta_{i1}, \mathbf{Y}_1].$$

We then have

$$\mathbf{P}_1^\top \mathbf{X} \mathbf{P}_1 = \begin{bmatrix} \lambda_i & \mathbf{0} \\ \mathbf{0} & \mathbf{Y}_1^\top \mathbf{X} \mathbf{Y}_1 \end{bmatrix} = \begin{bmatrix} \lambda_i & \mathbf{0} \\ \mathbf{0} & \mathbf{B} \end{bmatrix}. \quad (\text{Let } \mathbf{B} = \mathbf{Y}_1^\top \mathbf{X} \mathbf{Y}_1)$$

As a result,  $\mathbf{X}$  and  $\mathbf{P}_1^\top \mathbf{X} \mathbf{P}_1$  are similar matrices such that they have the same eigenvalues since  $\mathbf{P}_1$  is nonsingular (even orthogonal here, see Lemma B.9, p. 177). We obtain

$$\det(\mathbf{P}_1^\top \mathbf{X} \mathbf{P}_1 - \lambda \mathbf{I}_n) = (\lambda_i - \lambda) \det(\mathbf{Y}_1^\top \mathbf{X} \mathbf{Y}_1 - \lambda \mathbf{I}_{n-1}).$$

If  $\lambda_i$  has multiplicity  $k \geq 2$ , then the term  $(\lambda_i - \lambda)$  occurs  $k$  times in the polynomial from the determinant  $\det(\mathbf{P}_1^\top \mathbf{X} \mathbf{P}_1 - \lambda \mathbf{I}_n)$ , i.e., the term occurs  $k - 1$  times in the polynomial from  $\det(\mathbf{Y}_1^\top \mathbf{X} \mathbf{Y}_1 - \lambda \mathbf{I}_{n-1})$ . In other words,  $\det(\mathbf{Y}_1^\top \mathbf{X} \mathbf{Y}_1 - \lambda_i \mathbf{I}_{n-1}) = 0$  and  $\lambda_i$  is an eigenvalue of  $\mathbf{Y}_1^\top \mathbf{X} \mathbf{Y}_1$ .

Let  $\mathbf{B} = \mathbf{Y}_1^\top \mathbf{X} \mathbf{Y}_1$ . Since  $\det(\mathbf{B} - \lambda_i \mathbf{I}_{n-1}) = 0$ , the null space of  $\mathbf{B} - \lambda_i \mathbf{I}_{n-1}$  is not none. Suppose  $(\mathbf{B} - \lambda_i \mathbf{I}_{n-1})\mathbf{n} = \mathbf{0}$ , i.e.,  $\mathbf{B}\mathbf{n} = \lambda_i \mathbf{n}$  and  $\mathbf{n}$  is an eigenvector of  $\mathbf{B}$ .

2. By the fact that if matrix  $\mathbf{M}$  has a block formulation:  $\mathbf{M} = \begin{bmatrix} \mathbf{A} & \mathbf{B} \\ \mathbf{C} & \mathbf{D} \end{bmatrix}$ , then  $\det(\mathbf{M}) = \det(\mathbf{A}) \det(\mathbf{D} - \mathbf{C}\mathbf{A}^{-1}\mathbf{B})$ .

From  $\mathbf{P}_1^\top \mathbf{X} \mathbf{P}_1 = \begin{bmatrix} \lambda_i & \mathbf{0} \\ \mathbf{0} & \mathbf{B} \end{bmatrix}$ , we have  $\mathbf{X} \mathbf{P}_1 \begin{bmatrix} z \\ \mathbf{n} \end{bmatrix} = \mathbf{P}_1 \begin{bmatrix} \lambda_i & \mathbf{0} \\ \mathbf{0} & \mathbf{B} \end{bmatrix} \begin{bmatrix} z \\ \mathbf{n} \end{bmatrix}$ , where  $z$  is any scalar. From the left side of this equation, we have

$$\begin{aligned} \mathbf{X} \mathbf{P}_1 \begin{bmatrix} z \\ \mathbf{n} \end{bmatrix} &= \begin{bmatrix} \lambda_i \boldsymbol{\beta}_{i1}, \mathbf{X} \mathbf{Y}_1 \end{bmatrix} \begin{bmatrix} z \\ \mathbf{n} \end{bmatrix} \\ &= \lambda_i z \boldsymbol{\beta}_{i1} + \mathbf{X} \mathbf{Y}_1 \mathbf{n}. \end{aligned} \quad (\text{B.2})$$

And from the right side of the equation, we have

$$\begin{aligned} \mathbf{P}_1 \begin{bmatrix} \lambda_i & \mathbf{0} \\ \mathbf{0} & \mathbf{B} \end{bmatrix} \begin{bmatrix} z \\ \mathbf{n} \end{bmatrix} &= \begin{bmatrix} \boldsymbol{\beta}_{i1} & \mathbf{Y}_1 \end{bmatrix} \begin{bmatrix} \lambda_i & \mathbf{0} \\ \mathbf{0} & \mathbf{B} \end{bmatrix} \begin{bmatrix} z \\ \mathbf{n} \end{bmatrix} \\ &= \begin{bmatrix} \lambda_i \boldsymbol{\beta}_{i1} & \mathbf{Y}_1 \mathbf{B} \end{bmatrix} \begin{bmatrix} z \\ \mathbf{n} \end{bmatrix} \\ &= \lambda_i z \boldsymbol{\beta}_{i1} + \mathbf{Y}_1 \mathbf{B} \mathbf{n} \\ &= \lambda_i z \boldsymbol{\beta}_{i1} + \lambda_i \mathbf{Y}_1 \mathbf{n}. \quad (\text{Since } \mathbf{B} \mathbf{n} = \lambda_i \mathbf{n}) \end{aligned} \quad (\text{B.3})$$

Combining Equation (B.3) and Equation (B.2), we obtain

$$\mathbf{X} \mathbf{Y}_1 \mathbf{n} = \lambda_i \mathbf{Y}_1 \mathbf{n},$$

which means  $\mathbf{Y}_1 \mathbf{n}$  is an eigenvector of  $\mathbf{X}$  corresponding to the eigenvalue  $\lambda_i$  (the same eigenvalue corresponding to  $\boldsymbol{\beta}_{i1}$ ). Since  $\mathbf{Y}_1 \mathbf{n}$  is a combination of  $\mathbf{y}_2, \mathbf{y}_3, \dots, \mathbf{y}_n$ , which are orthonormal to  $\boldsymbol{\beta}_{i1}$ , the  $\mathbf{Y}_1 \mathbf{n}$  can be chosen to be orthonormal to  $\boldsymbol{\beta}_{i1}$ .

To conclude, if we have one eigenvector  $\boldsymbol{\beta}_{i1}$  corresponding to  $\lambda_i$  whose multiplicity is  $k \geq 2$ , we could construct the second eigenvector by choosing one vector from the null space of  $(\mathbf{B} - \lambda_i \mathbf{I}_{n-1})$  constructed above. Suppose now, we have constructed the second eigenvector  $\boldsymbol{\beta}_{i2}$ , which is orthonormal to  $\boldsymbol{\beta}_{i1}$ . For such eigenvectors  $\boldsymbol{\beta}_{i1}$  and  $\boldsymbol{\beta}_{i2}$ , we can always find additional  $n-2$  orthonormal vectors  $\mathbf{y}_3, \mathbf{y}_4, \dots, \mathbf{y}_n$  so that  $\{\boldsymbol{\beta}_{i1}, \boldsymbol{\beta}_{i2}, \mathbf{y}_3, \mathbf{y}_4, \dots, \mathbf{y}_n\}$  forms an orthonormal basis in  $\mathbb{R}^n$ . Put the  $\mathbf{y}_3, \mathbf{y}_4, \dots, \mathbf{y}_n$  into matrix  $\mathbf{Y}_2$  and  $\{\boldsymbol{\beta}_{i1}, \boldsymbol{\beta}_{i2}, \mathbf{y}_3, \mathbf{y}_4, \dots, \mathbf{y}_n\}$  into matrix  $\mathbf{P}_2$ :

$$\mathbf{Y}_2 = [\mathbf{y}_3, \mathbf{y}_4, \dots, \mathbf{y}_n] \quad \text{and} \quad \mathbf{P}_2 = [\boldsymbol{\beta}_{i1}, \boldsymbol{\beta}_{i2}, \mathbf{Y}_1].$$

We then have

$$\mathbf{P}_2^\top \mathbf{X} \mathbf{P}_2 = \begin{bmatrix} \lambda_i & 0 & \mathbf{0} \\ 0 & \lambda_i & \mathbf{0} \\ \mathbf{0} & \mathbf{0} & \mathbf{Y}_2^\top \mathbf{X} \mathbf{Y}_2 \end{bmatrix} = \begin{bmatrix} \lambda_i & 0 & \mathbf{0} \\ 0 & \lambda_i & \mathbf{0} \\ \mathbf{0} & \mathbf{0} & \mathbf{C} \end{bmatrix},$$

where  $\mathbf{C} = \mathbf{Y}_2^\top \mathbf{X} \mathbf{Y}_2$  such that  $\det(\mathbf{P}_2^\top \mathbf{X} \mathbf{P}_2 - \lambda \mathbf{I}_n) = (\lambda_i - \lambda)^2 \det(\mathbf{C} - \lambda \mathbf{I}_{n-2})$ . If the multiplicity of  $\lambda_i$  is  $k \geq 3$ ,  $\det(\mathbf{C} - \lambda_i \mathbf{I}_{n-2}) = 0$  and the null space of  $\mathbf{C} - \lambda_i \mathbf{I}_{n-2}$  is not none so that we can still find a vector from the null space of  $\mathbf{C} - \lambda_i \mathbf{I}_{n-2}$  and  $\mathbf{C} \mathbf{n} = \lambda_i \mathbf{n}$ .



Now we can construct a vector  $\begin{bmatrix} z_1 \\ z_2 \\ \mathbf{n} \end{bmatrix} \in \mathbb{R}^n$ , where  $z_1$  and  $z_2$  are any scalar values, such that

$$\mathbf{X}\mathbf{P}_2 \begin{bmatrix} z_1 \\ z_2 \\ \mathbf{n} \end{bmatrix} = \mathbf{P}_2 \begin{bmatrix} \lambda_i & 0 & \mathbf{0} \\ 0 & \lambda_i & \mathbf{0} \\ \mathbf{0} & \mathbf{0} & \mathbf{C} \end{bmatrix} \begin{bmatrix} z_1 \\ z_2 \\ \mathbf{n} \end{bmatrix}.$$

Similarly, from the left side of the above equation we will get  $\lambda_i z_1 \boldsymbol{\beta}_{i1} + \lambda_i z_2 \boldsymbol{\beta}_{i2} + \mathbf{X}\mathbf{Y}_2 \mathbf{n}$ . From the right side of the above equation we will get  $\lambda_i z_1 \boldsymbol{\beta}_{i1} + \lambda_i z_2 \boldsymbol{\beta}_{i2} + \lambda_i \mathbf{Y}_2 \mathbf{n}$ . As a result,

$$\mathbf{X}\mathbf{Y}_2 \mathbf{n} = \lambda_i \mathbf{Y}_2 \mathbf{n},$$

where  $\mathbf{Y}_2 \mathbf{n}$  is an eigenvector of  $\mathbf{X}$  and is orthogonal to  $\boldsymbol{\beta}_{i1}$  and  $\boldsymbol{\beta}_{i2}$ . And it is easy to construct the eigenvector to be orthonormal to the first two.

The process can go on, and finally, we will find  $k$  orthonormal eigenvectors corresponding to  $\lambda_i$ .

Actually, the dimension of the null space of  $\mathbf{P}_1^\top \mathbf{X} \mathbf{P}_1 - \lambda_i \mathbf{I}_n$  is equal to the multiplicity  $k$ . It also follows that if the multiplicity of  $\lambda_i$  is  $k$ , there cannot be more than  $k$  orthogonal eigenvectors corresponding to  $\lambda_i$ . Otherwise, it will lead to the contradiction that we could find more than  $n$  orthogonal eigenvectors. ■

The proof of the Spectral Theorem 2.17 (p. 46) is evident from the lemmas above. Also, we can use Schur decomposition to prove the existence of spectral decomposition (see Theorem B.8, p. 177).

#### Symmetric Matrix Property 4 of 4

**Lemma B.17: (Rank of Symmetric Matrix)** If  $\mathbf{X}$  is an  $n \times n$  real symmetric matrix, then  $\text{rank}(\mathbf{X}) =$  the total number of nonzero eigenvalues of  $\mathbf{X}$ . In particular,  $\mathbf{X}$  has full rank if and only if  $\mathbf{X}$  is nonsingular. Further,  $\mathcal{C}(\mathbf{X})$  is the linear space spanned by the eigenvectors of  $\mathbf{X}$  that correspond to nonzero eigenvalues.

**Proof** [of Lemma B.17] For any symmetric matrix  $\mathbf{X}$ , we have  $\mathbf{X}$ , in spectral form, as  $\mathbf{X} = \mathbf{Q}\boldsymbol{\Lambda}\mathbf{Q}^\top$  and also  $\boldsymbol{\Lambda} = \mathbf{Q}^\top \mathbf{X} \mathbf{Q}$ . Since we have shown in Lemma B.15 that the rank of the matrix multiplication  $\text{rank}(\mathbf{X}\mathbf{Y}) \leq \min(\text{rank}(\mathbf{X}), \text{rank}(\mathbf{Y}))$ . Therefore, we have

- From  $\mathbf{X} = \mathbf{Q}\boldsymbol{\Lambda}\mathbf{Q}^\top$ , we have  $\text{rank}(\mathbf{X}) \leq \text{rank}(\mathbf{Q}\boldsymbol{\Lambda}) \leq \text{rank}(\boldsymbol{\Lambda})$ ;
- From  $\boldsymbol{\Lambda} = \mathbf{Q}^\top \mathbf{X} \mathbf{Q}$ , we have  $\text{rank}(\boldsymbol{\Lambda}) \leq \text{rank}(\mathbf{Q}^\top \mathbf{X}) \leq \text{rank}(\mathbf{X})$ ,

The inequalities above give us a contradiction. And thus  $\text{rank}(\mathbf{X}) = \text{rank}(\boldsymbol{\Lambda})$ , which is the total number of nonzero eigenvalues.

Since  $\mathbf{X}$  is nonsingular if and only if all of its eigenvalues are nonzero,  $\mathbf{X}$  has full rank if and only if  $\mathbf{X}$  is nonsingular. ■

## B.5. Singular Value Decomposition (SVD)

**Theorem B.18: (Reduced SVD for Rectangular Matrices)** Any real  $n \times p$  matrix  $\mathbf{X}$  with rank  $r$  admits the following decomposition:

$$\mathbf{X} = \mathbf{U}\mathbf{\Sigma}\mathbf{V}^\top,$$

where  $\mathbf{\Sigma} \in \mathbb{R}^{r \times r}$  is a diagonal matrix  $\mathbf{\Sigma} = \text{diag}(\sigma_1, \sigma_2, \dots, \sigma_r)$  with  $\sigma_1 \geq \sigma_2 \geq \dots \geq \sigma_r$ , and:

- The elements  $\sigma_i$ 's are the nonzero **singular values** of  $\mathbf{X}$ , in the meantime, they are the (positive) square roots of the nonzero **eigenvalues** of  $\mathbf{X}^\top \mathbf{X}$  and  $\mathbf{X}\mathbf{X}^\top$ .
- Columns of  $\mathbf{U} \in \mathbb{R}^{n \times r}$  contain the  $r$  eigenvectors of  $\mathbf{X}\mathbf{X}^\top$  corresponding to the  $r$  nonzero eigenvalues of  $\mathbf{X}\mathbf{X}^\top$ .
- Columns of  $\mathbf{V} \in \mathbb{R}^{p \times r}$  contain the  $r$  eigenvectors of  $\mathbf{X}^\top \mathbf{X}$  corresponding to the  $r$  nonzero eigenvalues of  $\mathbf{X}^\top \mathbf{X}$ .
- Moreover, the columns of  $\mathbf{U}$  and  $\mathbf{V}$  are called the **left and right singular vectors** of  $\mathbf{X}$ , respectively.
- Further, the columns of  $\mathbf{U}$  and  $\mathbf{V}$  are orthonormal (by Spectral Theorem 2.17, p. 46).

In particular, we can write out the matrix decomposition  $\mathbf{X} = \mathbf{U}\mathbf{\Sigma}\mathbf{V}^\top = \sum_{i=1}^r \sigma_i \mathbf{u}_i \mathbf{v}_i^\top$ , which is a sum of  $r$  rank-one matrices.

If we append additional  $n - r$  silent columns that are orthonormal to the  $r$  eigenvectors of  $\mathbf{X}\mathbf{X}^\top$ , just like the silent columns in QR decomposition, we will have an orthogonal matrix  $\mathbf{U} \in \mathbb{R}^{n \times n}$ . A similar procedure applies to the columns of  $\mathbf{V}$ . We then illustrate the full SVD for matrices in Theorem 2.11 (p. 40), where we formulate the difference between reduced and full SVD in the blue text. The comparison of reduced and full SVD is shown in Figure 2.8 (p. 41), where white entries are zero, and blue entries are not necessarily zero.

### B.5.1 Existence of the SVD

To prove the existence of the SVD, we need to use the following lemmas. We may notice that the singular values are the square roots of the eigenvalues of  $\mathbf{X}^\top \mathbf{X}$ . While, negative values do not have square roots such that its eigenvalues must be nonnegative.

**Lemma B.19: (Nonnegative Eigenvalues of  $\mathbf{X}^\top \mathbf{X}$ )** For any matrix  $\mathbf{X} \in \mathbb{R}^{n \times p}$ ,  $\mathbf{X}^\top \mathbf{X}$  has nonnegative eigenvalues.

**Proof** [of Lemma B.19] Given an eigenvalue and its corresponding eigenvector  $\lambda$  and  $\boldsymbol{\beta}$  of  $\mathbf{X}^\top \mathbf{X}$ , we have

$$\mathbf{X}^\top \mathbf{X} \boldsymbol{\beta} = \lambda \boldsymbol{\beta} \quad \text{leads to} \quad \boldsymbol{\beta}^\top \mathbf{X}^\top \mathbf{X} \boldsymbol{\beta} = \lambda \boldsymbol{\beta}^\top \boldsymbol{\beta}.$$

Since  $\boldsymbol{\beta}^\top \mathbf{X}^\top \mathbf{X} \boldsymbol{\beta} = \|\mathbf{X}\boldsymbol{\beta}\|^2 \geq 0$  and  $\boldsymbol{\beta}^\top \boldsymbol{\beta} \geq 0$ . It then follows that  $\lambda \geq 0$ . ■

Since  $\mathbf{X}^\top \mathbf{X}$  has nonnegative eigenvalues, we then can define the singular value  $\sigma \geq 0$  of  $\mathbf{X}$  such that  $\sigma^2$  is the eigenvalue of  $\mathbf{X}^\top \mathbf{X}$ , i.e.,  $\boxed{\mathbf{X}^\top \mathbf{X} \mathbf{v} = \sigma^2 \mathbf{v}}$ . This is essential for establishing the existence of SVD.

We have shown in Lemma B.15 (p. 183) that  $\text{rank}(\mathbf{X}\mathbf{Y}) \leq \min(\text{rank}(\mathbf{X}), \text{rank}(\mathbf{Y}))$ . However, the symmetric matrix  $\mathbf{X}^\top \mathbf{X}$  is rather special in that the rank of  $\mathbf{X}^\top \mathbf{X}$  is equal to  $\text{rank}(\mathbf{X})$ . And the proof is provided in Lemma 2.2 (p. 26).

In the form of SVD, we claimed the matrix  $\mathbf{X}$  is a sum of  $r$  rank-one matrices, where  $r$  is the number of nonzero singular values. And the number of nonzero singular values is actually equal to the rank of the matrix.

**Lemma B.20: (The Number of Nonzero Singular Values Equals to the Rank)**

The number of nonzero singular values of matrix  $\mathbf{X}$  equals the rank of  $\mathbf{X}$ .

**Proof** [of Lemma B.20] The rank of any symmetric matrix (here  $\mathbf{X}^\top \mathbf{X}$ ) equals the number of nonzero eigenvalues (with repetitions) by Lemma B.17 (p. 185). So the number of nonzero singular values equals the rank of  $\mathbf{X}^\top \mathbf{X}$ . By Lemma 2.2 (p. 26),  $\mathbf{X}^\top \mathbf{X}$  and  $\mathbf{X}$  have the same rank, so the number of nonzero singular values equals the rank of  $\mathbf{X}$ . ■

We are now ready to prove the existence of SVD.

**Proof** [of Theorem B.18: Existence of SVD] Since  $\mathbf{X}^\top \mathbf{X}$  is a symmetric matrix, by Spectral Theorem 2.17 (p. 46) and Lemma B.19 (p. 186), there exists an orthogonal matrix  $\mathbf{V}$  such that

$$\boxed{\mathbf{X}^\top \mathbf{X} = \mathbf{V} \mathbf{\Sigma}^2 \mathbf{V}^\top},$$

where  $\mathbf{\Sigma}$  is a diagonal matrix containing the singular values of  $\mathbf{X}$ , i.e.,  $\mathbf{\Sigma}^2$  contains the eigenvalues of  $\mathbf{X}^\top \mathbf{X}$ . Specifically,  $\mathbf{\Sigma} = \text{diag}(\sigma_1, \sigma_2, \dots, \sigma_r)$  and  $\{\sigma_1^2, \sigma_2^2, \dots, \sigma_r^2\}$  are the nonzero eigenvalues of  $\mathbf{X}^\top \mathbf{X}$  with  $r$  being the rank of  $\mathbf{X}$ . I.e.,  $\{\sigma_1, \dots, \sigma_r\}$  are the singular values of  $\mathbf{X}$ . In this case,  $\mathbf{V} \in \mathbb{R}^{p \times r}$ . We are now in the central part of the proof.

Start from  $\boxed{\mathbf{X}^\top \mathbf{X} \mathbf{v}_i = \sigma_i^2 \mathbf{v}_i}$ ,  $\forall i \in \{1, 2, \dots, r\}$ , i.e., the eigenvector  $\mathbf{v}_i$  of  $\mathbf{X}^\top \mathbf{X}$  corresponding to  $\sigma_i^2$ :

1. Multiply both sides by  $\mathbf{v}_i^\top$ :

$$\mathbf{v}_i^\top \mathbf{X}^\top \mathbf{X} \mathbf{v}_i = \sigma_i^2 \mathbf{v}_i^\top \mathbf{v}_i \quad \text{leads to} \quad \|\mathbf{X} \mathbf{v}_i\|^2 = \sigma_i^2 \quad \text{leads to} \quad \|\mathbf{X} \mathbf{v}_i\| = \sigma_i.$$

2. Multiply both sides by  $\mathbf{X}$ :

$$\mathbf{X} \mathbf{X}^\top \mathbf{X} \mathbf{v}_i = \sigma_i^2 \mathbf{X} \mathbf{v}_i \quad \text{leads to} \quad \mathbf{X} \mathbf{X}^\top \frac{\mathbf{X} \mathbf{v}_i}{\sigma_i} = \sigma_i^2 \frac{\mathbf{X} \mathbf{v}_i}{\sigma_i} \quad \text{leads to} \quad \mathbf{X} \mathbf{X}^\top \mathbf{u}_i = \sigma_i^2 \mathbf{u}_i,$$

where we notice this form can find the eigenvector of  $\mathbf{X} \mathbf{X}^\top$  corresponding to  $\sigma_i^2$ , and the eigenvector is  $\mathbf{X} \mathbf{v}_i$ . Since the length of  $\mathbf{X} \mathbf{v}_i$  is  $\sigma_i$ , we then define  $\mathbf{u}_i = \frac{\mathbf{X} \mathbf{v}_i}{\sigma_i}$  with norm 1.

These  $\mathbf{u}_i$ 's are orthogonal because  $(\mathbf{X}\mathbf{v}_i)^\top(\mathbf{X}\mathbf{v}_j) = \mathbf{v}_i^\top \mathbf{X}^\top \mathbf{X} \mathbf{v}_j = \sigma_j^2 \mathbf{v}_i^\top \mathbf{v}_j = 0$ . That is,

$$\boxed{\mathbf{X}\mathbf{X}^\top = \mathbf{U}\mathbf{\Sigma}^2\mathbf{U}^\top}.$$

Since  $\mathbf{X}\mathbf{v}_i = \sigma_i \mathbf{u}_i$ , we have

$$[\mathbf{X}\mathbf{v}_1, \mathbf{X}\mathbf{v}_2, \dots, \mathbf{X}\mathbf{v}_r] = [\sigma_1 \mathbf{u}_1, \sigma_2 \mathbf{u}_2, \dots, \sigma_r \mathbf{u}_r] \quad \underline{\text{leads to}} \quad \mathbf{X}\mathbf{V} = \mathbf{U}\mathbf{\Sigma},$$

which completes the proof. ■

By appending silent columns into  $\mathbf{U}$  and  $\mathbf{V}$ , we can easily find the full SVD.

### B.5.2 Property of the SVD

For any matrix, we have the following property:

- $\mathcal{N}(\mathbf{X})$  is the orthogonal complement of the row space  $\mathcal{C}(\mathbf{X}^\top)$  in  $\mathbb{R}^p$ :  $\dim(\mathcal{N}(\mathbf{X})) + \dim(\mathcal{C}(\mathbf{X}^\top)) = p$ ;
- $\mathcal{N}(\mathbf{X}^\top)$  is the orthogonal complement of the column space  $\mathcal{C}(\mathbf{X})$  in  $\mathbb{R}^n$ :  $\dim(\mathcal{N}(\mathbf{X}^\top)) + \dim(\mathcal{C}(\mathbf{X})) = n$ ;

This is called the fundamental theorem of linear algebra and is also known as the rank-nullity theorem (Theorem 2.4, p. 28). In specific, from SVD, we can find an orthonormal basis for each subspace (see Lemma 2.13, p. 42).

**Proof** [of Lemma 2.13] From Lemma B.17 (p. 185), for symmetric matrix  $\mathbf{X}^\top \mathbf{X}$ ,  $\mathcal{C}(\mathbf{X}^\top \mathbf{X})$  is spanned by the eigenvectors, thus  $\{\mathbf{v}_1, \mathbf{v}_2, \dots, \mathbf{v}_r\}$  is an orthonormal basis of  $\mathcal{C}(\mathbf{X}^\top \mathbf{X})$ .

Since,

1.  $\mathbf{X}^\top \mathbf{X}$  is symmetric, then the row space of  $\mathbf{X}^\top \mathbf{X}$  equals the column space of  $\mathbf{X}^\top \mathbf{X}$ .
2. All rows of  $\mathbf{X}^\top \mathbf{X}$  are linear combinations of rows of  $\mathbf{X}$ , so the row space of  $\mathbf{X}^\top \mathbf{X} \subseteq$  row space of  $\mathbf{X}$ , i.e.,  $\mathcal{C}(\mathbf{X}^\top \mathbf{X}) \subseteq \mathcal{C}(\mathbf{X}^\top)$ .
3. Since  $\text{rank}(\mathbf{X}^\top \mathbf{X}) = \text{rank}(\mathbf{X})$  by Lemma 2.2 (p. 26), we can conclude that:  
The row space of  $\mathbf{X}^\top \mathbf{X} =$  the column space of  $\mathbf{X}^\top \mathbf{X} =$  the row space of  $\mathbf{X}$ , i.e.,  $\mathcal{C}(\mathbf{X}^\top \mathbf{X}) = \mathcal{C}(\mathbf{X}^\top)$ . Thus,  $\{\mathbf{v}_1, \mathbf{v}_2, \dots, \mathbf{v}_r\}$  is an orthonormal basis of  $\mathcal{C}(\mathbf{X}^\top)$ .

Further, the space spanned by  $\{\mathbf{v}_{r+1}, \mathbf{v}_{r+2}, \dots, \mathbf{v}_n\}$  is an orthogonal complement to the space spanned by  $\{\mathbf{v}_1, \mathbf{v}_2, \dots, \mathbf{v}_r\}$ , so  $\{\mathbf{v}_{r+1}, \mathbf{v}_{r+2}, \dots, \mathbf{v}_n\}$  is an orthonormal basis of  $\mathcal{N}(\mathbf{X})$ .

If we apply this process to  $\mathbf{X}\mathbf{X}^\top$ , we will prove the rest claims in the lemma. Alternatively, we can see that  $\{\mathbf{u}_1, \mathbf{u}_2, \dots, \mathbf{u}_r\}$  is a basis for the column space of  $\mathbf{X}$  by Lemma A.2 (p. 157)<sup>3</sup>, since  $\mathbf{u}_i = \frac{\mathbf{X}\mathbf{v}_i}{\sigma_i}, \forall i \in \{1, 2, \dots, r\}$ . ■

---

3. As a recap, for any matrix  $\mathbf{X}$ , let  $\{\mathbf{r}_1, \mathbf{r}_2, \dots, \mathbf{r}_r\}$  be a set of vectors in  $\mathbb{R}^p$ , which forms a basis for the row space, then  $\{\mathbf{X}\mathbf{r}_1, \mathbf{X}\mathbf{r}_2, \dots, \mathbf{X}\mathbf{r}_r\}$  is a basis for the column space of  $\mathbf{X}$ .



---

---

# APPENDIX C

---

## PSEUDO-INVERSE

### Contents

---

C.1 One-Sided Inverse . . . . .	191
C.2 Generalized Inverse (g-inverse) . . . . .	194
C.3 Reflexive Generalized Inverse (rg-inverse) . . . . .	197
C.4 Pseudo-Inverse . . . . .	200
C.5 Pseudo-Inverse in SVD . . . . .	204

---

If the matrix  $\mathbf{X}$  is nonsingular, the solution to the linear system  $\mathbf{y} = \mathbf{X}\boldsymbol{\beta}$  can be straightforwardly obtained by taking the inverse of  $\mathbf{X}$ , yielding  $\hat{\boldsymbol{\beta}} = \mathbf{X}^{-1}\mathbf{y}$ . In cases where  $\mathbf{X}$  is not square or is singular, the inverse does not exist. Nevertheless, we can still determine its pseudo-inverse, represented as a  $p \times n$  matrix denoted by  $\mathbf{X}^+$ . Before delving into the discussion on pseudo-inverse, we introduce concepts such as one-sided inverse, generalized inverse, and reflexive generalized inverse. However, readers have the option to skip these sections while still grasping the overall concept of pseudo-inverse.

### C.1. One-Sided Inverse

We first provide the rigorous definition of the one-sided inverse.

**Definition C.1 (One-Sided Inverse)** For any matrix  $\mathbf{X} \in \mathbb{R}^{n \times p}$ , a matrix  $\mathbf{X}_L^{-1}$  is considered a **left inverse** of  $\mathbf{X}$  if it satisfies the condition:

$$\mathbf{X}_L^{-1}\mathbf{X} = \mathbf{I}_p.$$

In such cases,  $\mathbf{X}$  is termed **left-invertible**. Similarly, a matrix  $\mathbf{X}_R^{-1}$  is called a **right inverse** of  $\mathbf{X}$  if the following holds:

$$\mathbf{X}\mathbf{X}_R^{-1} = \mathbf{I}_n.$$

In this scenario,  $\mathbf{X}$  is denoted as **right-invertible**.

**A word on the notation:** The superscript  $-1$  in  $\mathbf{X}_L^{-1}$  and  $\mathbf{X}_R^{-1}$  signifies the one-sided inverse of  $\mathbf{X}$  and should not be interpreted as the inverse of  $\mathbf{X}_L$  or  $\mathbf{X}_R$ .

**Lemma C.1: (One-sided Invertible)** For any matrix  $\mathbf{X} \in \mathbb{R}^{n \times p}$ , we have

- $\mathbf{X}$  is left-invertible if and only if  $\mathbf{X}$  has full column rank (which implies  $n \geq p$ );
- $\mathbf{X}$  is right-invertible if and only if  $\mathbf{X}$  has full row rank (which implies  $n \leq p$ ).

**Proof** [of Lemma C.1] If  $\mathbf{X}$  has full column rank, then the matrix  $\mathbf{X}^\top \mathbf{X} \in \mathbb{R}^{p \times p}$  attains full rank (see Lemma 2.2, p. 26). Therefore,  $(\mathbf{X}^\top \mathbf{X})^{-1}(\mathbf{X}^\top \mathbf{X}) = \mathbf{I}_p$ . This implies that  $(\mathbf{X}^\top \mathbf{X})^{-1}\mathbf{X}^\top$  acts as a left inverse of  $\mathbf{X}$ .

Conversely, suppose  $\mathbf{X}$  is left-invertible with  $\mathbf{X}_L^{-1}\mathbf{X} = \mathbf{I}_p$ . Since all rows of  $\mathbf{X}_L^{-1}\mathbf{X}$  are combinations of the rows of  $\mathbf{X}$ , meaning the row space of  $\mathbf{X}_L^{-1}\mathbf{X}$  is a subset of the row space of  $\mathbf{X}$ . We then have  $\text{rank}(\mathbf{X}) \geq \text{rank}(\mathbf{X}_L^{-1}\mathbf{X}) = \text{rank}(\mathbf{I}_p) = p$ , indicating  $\text{rank}(\mathbf{X}) = p$ , and  $\mathbf{X}$  has full column rank.

Similarly, we can show  $\mathbf{X}$  is right-invertible if and only if  $\mathbf{X}$  has full row rank, and  $\mathbf{X}^\top(\mathbf{X}\mathbf{X}^\top)^{-1}$  acts as a right inverse of  $\mathbf{X}$ . ■

In the proof above, we established that  $(\mathbf{X}^\top \mathbf{X})^{-1}\mathbf{X}^\top$  serves as a specific left inverse for  $\mathbf{X}$  when it possesses full column rank. Similarly,  $\mathbf{X}^\top(\mathbf{X}\mathbf{X}^\top)^{-1}$  acts as a specific right inverse for  $\mathbf{X}$  when it has full row rank. However, obtaining the inverse of a nonsingular  $p \times p$  matrix involves a complex process, requiring  $2p^3$  floating-point operations (flops) (Lu, 2021). In our scenario, finding the inverses of  $\mathbf{X}^\top \mathbf{X}$  and  $\mathbf{X}\mathbf{X}^\top$  demands  $2p^3$  and  $2n^3$

flops, respectively. A more straightforward approach to acquire a one-sided inverse involves elementary operations.

Assuming  $\mathbf{X} \in \mathbb{R}^{n \times p}$  has full column rank, we can apply **row elementary operations**  $\mathbf{E} \in \mathbb{R}^{n \times n}$  to  $[\mathbf{X}, \mathbf{I}_n]$  such that

$$\mathbf{E} \begin{bmatrix} \mathbf{X} & \mathbf{I}_n \end{bmatrix} = \begin{bmatrix} \mathbf{I}_p & \mathbf{G} \\ \mathbf{0} & \mathbf{Z} \end{bmatrix}, \quad (\text{C.1})$$

where  $\mathbf{G} \in \mathbb{R}^{p \times n}$ ,  $\mathbf{I}_n$  is an  $n \times n$  identity matrix,  $\mathbf{I}_p$  is a  $p \times p$  identity matrix, and  $\mathbf{Z}$  is an  $(n - p) \times n$  matrix. Then, it can be easily verified that  $\mathbf{GX} = \mathbf{I}_p$ , establishing  $\mathbf{G}$  as a left inverse of  $\mathbf{X}$ .

Similarly, consider  $\mathbf{X} \in \mathbb{R}^{n \times p}$  with full row rank. By applying **column elementary operations**  $\mathbf{E} \in \mathbb{R}^{p \times p}$  to  $[\mathbf{X}^\top, \mathbf{I}_p]^\top$ , we obtain

$$\begin{bmatrix} \mathbf{X} \\ \mathbf{I}_p \end{bmatrix} \mathbf{E} = \begin{bmatrix} \mathbf{I}_n & \mathbf{0} \\ \mathbf{G} & \mathbf{Z} \end{bmatrix}, \quad (\text{C.2})$$

where  $\mathbf{Z}$  is a  $p \times (p - n)$  matrix. Then,  $\mathbf{G} \in \mathbb{R}^{p \times n}$  is a right inverse of  $\mathbf{X}$ .

More generally, the following two propositions provide the methods for discovering more left inverses or right inverses of a matrix.

**Proposition C.2: (Finding Left Inverse)** Suppose  $\mathbf{X} \in \mathbb{R}^{n \times p}$  is left-invertible ( $n \geq p$ ). Then,

$$\mathbf{X}_L^{-1} = \begin{bmatrix} (\mathbf{X}_1^{-1} - \mathbf{YX}_2\mathbf{X}_1^{-1}) & \mathbf{Y} \end{bmatrix} \mathbf{E},$$

is a left inverse of  $\mathbf{X}$ , where  $\mathbf{Y} \in \mathbb{R}^{p \times (n-p)}$  can be any matrix, and  $\mathbf{EX} = \begin{bmatrix} \mathbf{X}_1 \\ \mathbf{X}_2 \end{bmatrix}$  is the row elementary transformation of  $\mathbf{X}$  such that  $\mathbf{X}_1 \in \mathbb{R}^{p \times p}$  is invertible (since  $\mathbf{X}$  has full column rank  $p$ ) and  $\mathbf{E} \in \mathbb{R}^{n \times n}$ .

We can verify that  $\mathbf{G}$  in Equation (C.1) is a specific left inverse of  $\mathbf{X}$  by setting  $\mathbf{Y} = \mathbf{0}$ .

Since  $\mathbf{E} = \begin{bmatrix} \mathbf{G} \\ * \end{bmatrix}$ ,  $\mathbf{X}_1 = \mathbf{I}_p$ , and  $\mathbf{X}_2 = \mathbf{0}$ , we have

$$\mathbf{X}_L^{-1} = \begin{bmatrix} (\mathbf{X}_1^{-1} - \mathbf{YX}_2\mathbf{X}_1^{-1}) & \mathbf{Y} \end{bmatrix} \mathbf{E} = \mathbf{G} + \mathbf{YZ} = \mathbf{G},$$

where the last equality is from the assumption that  $\mathbf{Y} = \mathbf{0}$ .

**Proposition C.3: (Finding Right Inverse)** Suppose  $\mathbf{X} \in \mathbb{R}^{n \times p}$  is right-invertible ( $n \leq p$ ). Then,

$$\mathbf{X}_R^{-1} = \mathbf{E} \begin{bmatrix} (\mathbf{X}_1^{-1} - \mathbf{X}_1^{-1}\mathbf{X}_2\mathbf{Y}) \\ \mathbf{Y} \end{bmatrix},$$



is a right inverse of  $\mathbf{X}$ , where  $\mathbf{Y} \in \mathbb{R}^{(p-n) \times n}$  can be any matrix, and  $\mathbf{X}\mathbf{E} = \begin{bmatrix} \mathbf{X}_1 & \mathbf{X}_2 \end{bmatrix}$  is the column elementary transformation of  $\mathbf{X}$  such that  $\mathbf{X}_1 \in \mathbb{R}^{n \times n}$  is invertible (since  $\mathbf{X}$  has full row rank  $n$ ) and  $\mathbf{E} \in \mathbb{R}^{p \times p}$ .

Similarly, we can verify that  $\mathbf{G}$  in Equation (C.2) is a specific right inverse of  $\mathbf{X}$  by setting  $\mathbf{Y} = \mathbf{0}$ . Since  $\mathbf{E} = [\mathbf{G}, \mathbf{Z}]$ ,  $\mathbf{X}_1 = \mathbf{I}_n$ , and  $\mathbf{X}_2 = \mathbf{0}$ , we have

$$\mathbf{X}_R^{-1} = \mathbf{E} \begin{bmatrix} (\mathbf{X}_1^{-1} - \mathbf{X}_1^{-1}\mathbf{X}_2\mathbf{Y}) \\ \mathbf{Y} \end{bmatrix} = \mathbf{G} + \mathbf{Z}\mathbf{Y} = \mathbf{G},$$

where again the last equality is from the assumption that  $\mathbf{Y} = \mathbf{0}$ .

Under specific conditions, the linear system  $\mathbf{X}\boldsymbol{\beta} = \mathbf{y}$  has a unique solution.

**Proposition C.4: (Unique Linear System Solution)** Suppose  $\mathbf{X} \in \mathbb{R}^{n \times p}$  is left-invertible ( $n \geq p$ ), and  $\mathbf{X}_L^{-1}$  is the left inverse of  $\mathbf{X}$ . Then, the linear system  $\mathbf{X}\boldsymbol{\beta} = \mathbf{y}$  has a **unique** solution if and only if

$$(\mathbf{I}_n - \mathbf{X}\mathbf{X}_L^{-1})\mathbf{y} = \mathbf{0}.$$

And the unique solution is given by

$$\hat{\boldsymbol{\beta}} = (\mathbf{X}^\top \mathbf{X})^{-1} \mathbf{X}^\top \mathbf{y}.$$

**Proof** [of Proposition C.4] Suppose  $\boldsymbol{\beta}_0$  is the solution of  $\mathbf{X}\boldsymbol{\beta} = \mathbf{y}$ , then

$$\begin{aligned} \mathbf{X}\mathbf{X}_L^{-1}(\mathbf{X}\boldsymbol{\beta}_0) &= \mathbf{X}\mathbf{X}_L^{-1}\mathbf{y} \\ \mathbf{X}(\mathbf{X}_L^{-1}\mathbf{X})\boldsymbol{\beta}_0 &= \mathbf{X}\boldsymbol{\beta}_0 = \mathbf{y}. \end{aligned}$$

That implies  $\mathbf{X}\mathbf{X}_L^{-1}\mathbf{y} = \mathbf{y}$  and  $(\mathbf{I}_n - \mathbf{X}\mathbf{X}_L^{-1})\mathbf{y} = \mathbf{0}$ . For the reverse, suppose  $(\mathbf{I}_n - \mathbf{X}\mathbf{X}_L^{-1})\mathbf{y} = \mathbf{0}$ , and let  $\boldsymbol{\beta}_0 = \mathbf{X}_L^{-1}\mathbf{y}$ . Substituting  $\boldsymbol{\beta}_0 = \mathbf{X}_L^{-1}\mathbf{y}$  into  $(\mathbf{I}_n - \mathbf{X}\mathbf{X}_L^{-1})\mathbf{y} = \mathbf{0}$ , we have

$$\mathbf{X}\boldsymbol{\beta}_0 = \mathbf{y},$$

which implies  $\boldsymbol{\beta}_0 = \mathbf{X}_L^{-1}\mathbf{y}$  is a solution of  $\mathbf{X}\boldsymbol{\beta} = \mathbf{y}$  if  $(\mathbf{I}_n - \mathbf{X}\mathbf{X}_L^{-1})\mathbf{y} = \mathbf{0}$ .

To prove the uniqueness, suppose  $\boldsymbol{\beta}_0$  and  $\boldsymbol{\beta}_1$  are two solutions of  $\mathbf{X}\boldsymbol{\beta} = \mathbf{y}$ . We have  $\mathbf{X}\boldsymbol{\beta}_0 = \mathbf{X}\boldsymbol{\beta}_1 = \mathbf{y}$ , hence  $\mathbf{X}(\boldsymbol{\beta}_0 - \boldsymbol{\beta}_1) = \mathbf{0}$ . Since  $\mathbf{X}$  is left-invertible so that  $\mathbf{X}$  has full column rank  $p$ , the dimension of the row space of  $\mathbf{X}$  is  $p$  as well such that the null space of  $\mathbf{X}$  is of dimension 0 (i.e.,  $\dim(\mathcal{C}(\mathbf{X}^\top)) + \dim(\mathcal{N}(\mathbf{X})) = p$  by the fundamental theorem of linear algebra, see Theorem 2.4, p. 28). Therefore,  $\boldsymbol{\beta}_0 = \boldsymbol{\beta}_1$ , which completes the proof. ■

In the fundamental theorem of linear algebra (Figure 2.2, p. 29), if  $\mathbf{X}$  is left-invertible, its row space spans the entire  $\mathbb{R}^p$  (indicating  $\mathbf{X}$  has full column rank  $p$ ). The condition  $(\mathbf{I}_n - \mathbf{X}\mathbf{X}_L^{-1})\mathbf{y} = \mathbf{0}$  implies that  $\mathbf{y}$  is in the column space of  $\mathbf{X}$  such that  $\mathbf{X}\boldsymbol{\beta} = \mathbf{y}$  has at least one solution, and the above proposition shows that this solution is unique.

**Proposition C.5: (Always Have Solution)** Suppose  $\mathbf{X} \in \mathbb{R}^{n \times p}$  is right-invertible (which implies  $n \leq p$ ), and  $\mathbf{X}_R^{-1}$  is a right inverse of  $\mathbf{X}$ . Then for any  $\mathbf{y} \in \mathbb{R}^n$ , the linear system  $\mathbf{X}\boldsymbol{\beta} = \mathbf{y}$  has solutions, and the solution is given by

$$\hat{\boldsymbol{\beta}} = \mathbf{X}_R^{-1}\mathbf{y},$$

where  $\mathbf{X}_R^{-1}$  is a right inverse of  $\mathbf{X}$  and the right inverse is not necessarily unique.

**Proof** [of Proposition C.5] It is straightforward to verify that

$$(\mathbf{X}\mathbf{X}_R^{-1})\mathbf{y} = \mathbf{I}_n\mathbf{y} = \mathbf{y},$$

so that  $\mathbf{X}_R^{-1}\mathbf{y}$  is a solution of  $\mathbf{X}\boldsymbol{\beta} = \mathbf{y}$ . ■

We notice that if  $\mathbf{X}$  is right-invertible, then it has full row rank  $n$ . In the fundamental theorem of linear algebra (Figure 2.2, p. 29), [the column space of  \$\mathbf{X}\$  spans the entire space of  \$\mathbb{R}^n\$  if  \$\mathbf{X}\$  is right-invertible](#). Then, any vector  $\mathbf{y} \in \mathbb{R}^n$  is in the column space of  $\mathbf{X}$  such that  $\mathbf{X}\boldsymbol{\beta} = \mathbf{y}$  has at least one solution.

## C.2. Generalized Inverse (g-inverse)

We mentioned previously that if the matrix  $\mathbf{X}$  is nonsingular, the linear system  $\mathbf{y} = \mathbf{X}\boldsymbol{\beta}$  can be easily solved using the inverse of  $\mathbf{X}$ , resulting in  $\boldsymbol{\beta} = \mathbf{X}^{-1}\mathbf{y}$ . However, for an  $n \times p$  matrix  $\mathbf{X}$ , the inverse does not exist if  $\mathbf{X}$  is neither square nor nonsingular. Nevertheless, when  $\mathbf{y}$  lies in the column space of  $\mathbf{X}$ , we can still determine the solution to the linear system. The association between the solution  $\hat{\boldsymbol{\beta}}$  and the target vector  $\mathbf{y}$  is expressed by the generalized inverse of  $\mathbf{X}$ :  $\boldsymbol{\beta} = \mathbf{X}^-\mathbf{y}$ .

**Definition C.2 (Generalized Inverse)** Suppose matrix  $\mathbf{X} \in \mathbb{R}^{n \times p}$  has rank  $r$  with  $r \leq p \leq n$ . Then, a generalized inverse  $\mathbf{X}^- \in \mathbb{R}^{p \times n}$  of  $\mathbf{X}$  is a matrix that satisfies

$$(C1) \quad \mathbf{X}\mathbf{X}^-\mathbf{X} = \mathbf{X},$$

or equivalently,

$$(C1.1) \quad \mathbf{X}\mathbf{X}^-\mathbf{y} = \mathbf{y}$$

for any  $\mathbf{y} \in \mathcal{C}(\mathbf{X})$ .

To demonstrate the equivalence between (C1) and (C1.1), that is, we want to show  $\mathbf{X}$  satisfies (C1) if and only if it satisfies (C1.1). For any  $\mathbf{y} \in \mathcal{C}(\mathbf{X})$ , a  $\boldsymbol{\beta} \in \mathbb{R}^p$  exists such that  $\mathbf{X}\boldsymbol{\beta} = \mathbf{y}$ . If  $\mathbf{X}$  and  $\mathbf{X}^-$  satisfy (C1), then

$$\mathbf{X}\mathbf{X}^-\mathbf{X}\boldsymbol{\beta} = \mathbf{X}\boldsymbol{\beta} \quad \underline{\text{leads to}} \quad \mathbf{X}\mathbf{X}^-\mathbf{y} = \mathbf{y},$$

indicating that  $\mathbf{X}$  and  $\mathbf{X}^-$  also satisfy (C1.1). Conversely, suppose  $\mathbf{X}$  and  $\mathbf{X}^-$  satisfy (C1.1), then

$$\mathbf{X}\mathbf{X}^-\mathbf{y} = \mathbf{y} \quad \underline{\text{leads to}} \quad \mathbf{X}\mathbf{X}^-\mathbf{X}\boldsymbol{\beta} = \mathbf{X}\boldsymbol{\beta},$$

which implies  $\mathbf{X}$  and  $\mathbf{X}^-$  also satisfy (C1).

Multiply on the left of (C1) by  $\mathbf{X}^-$  and utilize the definition of the projection matrix in Definition 2.2 (p. 48), we obtain  $\mathbf{X}^- \mathbf{X} \mathbf{X}^- \mathbf{X} = \mathbf{X}^- \mathbf{X}$  such that  $\mathbf{X}^- \mathbf{X}$  is idempotent, which implies  $\mathbf{X}^- \mathbf{X}$  is a projection matrix (not necessarily an orthogonal projection).

**Lemma C.6: (Projection Matrix from Generalized Inverse)** For any matrix  $\mathbf{X}$  and its generalized inverse  $\mathbf{X}^-$ ,  $\mathbf{X}^- \mathbf{X}$  is a projection matrix but not necessarily an orthogonal projection. Same claim can be applied to  $\mathbf{X} \mathbf{X}^-$  as well.

**Lemma C.7: (Rank of Generalized Inverse)** For any matrix  $\mathbf{X} \in \mathbb{R}^{n \times p}$  and its generalized inverse  $\mathbf{X}^- \in \mathbb{R}^{p \times n}$ , then

$$\text{rank}(\mathbf{X}^-) \geq \text{rank}(\mathbf{X}).$$

Specifically, we also have  $\text{rank}(\mathbf{X}) = \text{rank}(\mathbf{X} \mathbf{X}^-) = \text{rank}(\mathbf{X}^- \mathbf{X})$ .

**Proof** [of Lemma C.7] From (C1), we notice that  $\text{rank}(\mathbf{X}) = \text{rank}(\mathbf{X} \mathbf{X}^- \mathbf{X})$ . Moreover,

$$\text{rank}(\mathbf{X} \mathbf{X}^- \mathbf{X}) \leq \text{rank}(\mathbf{X} \mathbf{X}^-) \leq \text{rank}(\mathbf{X}^-),$$

where the first inequality comes from the fact that the columns of  $\mathbf{X} \mathbf{X}^- \mathbf{X}$  are combinations of columns of  $\mathbf{X} \mathbf{X}^-$ , and the second inequality comes from the fact that the rows of  $\mathbf{X} \mathbf{X}^-$  are combinations of rows of  $\mathbf{X}^-$ .

For the second part, we have

$$\text{rank}(\mathbf{X}) \geq \text{rank}(\mathbf{X} \mathbf{X}^-) \geq \text{rank}(\mathbf{X} \mathbf{X}^- \mathbf{X}),$$

where the first inequality is from the fact that the columns of  $\mathbf{X} \mathbf{X}^-$  are combinations of the columns of  $\mathbf{X}$ , and the second inequality is from the fact that the columns of  $\mathbf{X} \mathbf{X}^- \mathbf{X}$  are combinations of the columns of  $\mathbf{X} \mathbf{X}^-$ . From (C1) again,  $\text{rank}(\mathbf{X}) = \text{rank}(\mathbf{X} \mathbf{X}^- \mathbf{X})$ , which implies by “sandwiching” that

$$\text{rank}(\mathbf{X}) = \text{rank}(\mathbf{X} \mathbf{X}^-) = \text{rank}(\mathbf{X} \mathbf{X}^- \mathbf{X}).$$

Similarly, we also have

$$\text{rank}(\mathbf{X}) \geq \text{rank}(\mathbf{X}^- \mathbf{X}) \geq \text{rank}(\mathbf{X} \mathbf{X}^- \mathbf{X}),$$

where the first inequality is from the fact that the rows of  $\mathbf{X}^- \mathbf{X}$  are combinations of the rows of  $\mathbf{X}$ , and the second inequality is from the fact that the rows of  $\mathbf{X} \mathbf{X}^- \mathbf{X}$  are combinations of the rows of  $\mathbf{X}^- \mathbf{X}$ . By “sandwiching” again, we have

$$\text{rank}(\mathbf{X}) = \text{rank}(\mathbf{X}^- \mathbf{X}) = \text{rank}(\mathbf{X} \mathbf{X}^- \mathbf{X}),$$

which completes the proof. ■

In Lemma C.1, we demonstrated that the left inverse exists if and only if  $\mathbf{X}$  has full column rank, and the right inverse exists if and only if  $\mathbf{X}$  has full row rank. However, this is not required in the generalized inverse. When this full rank condition is satisfied, we have the following property.

**Lemma C.8: (Full-Rank Generalized Inverse)** Given any matrix  $\mathbf{X} \in \mathbb{R}^{n \times p}$  and its generalized inverse  $\mathbf{X}^- \in \mathbb{R}^{p \times n}$ , then we have

1.  $\mathbf{X}$  has full column rank if and only if  $\mathbf{X}^- \mathbf{X} = \mathbf{I}_p$ ;
2.  $\mathbf{X}$  has full row rank if and only if  $\mathbf{X} \mathbf{X}^- = \mathbf{I}_n$ .

**Proof** [of Lemma C.8] For (1). suppose  $\mathbf{X}$  has full column rank, and we have shown in Lemma C.7 that  $\text{rank}(\mathbf{X}) = \text{rank}(\mathbf{X} \mathbf{X}^-) = \text{rank}(\mathbf{X}^- \mathbf{X})$ . Thus,  $\text{rank}(\mathbf{X}^- \mathbf{X}) = \text{rank}(\mathbf{X}) = p$ , and  $\mathbf{X}^- \mathbf{X} \in \mathbb{R}^{p \times p}$  is nonsingular. We have

$$\mathbf{I}_p = (\mathbf{X}^- \mathbf{X})(\mathbf{X}^- \mathbf{X})^{-1} = \mathbf{X}^- (\mathbf{X} \mathbf{X}^- \mathbf{X})(\mathbf{X}^- \mathbf{X})^{-1} = \mathbf{X}^- \mathbf{X}.$$

For the reverse implication, suppose  $\mathbf{X}^- \mathbf{X} = \mathbf{I}_p$ , which implies  $\text{rank}(\mathbf{X}^- \mathbf{X}) = p$ . From  $\text{rank}(\mathbf{X}^- \mathbf{X}) = \text{rank}(\mathbf{X})$ , we have  $\text{rank}(\mathbf{X}) = p$  such that  $\mathbf{X}$  has full column rank.

Similarly, we can show  $\mathbf{X}$  has full row rank if and only if  $\mathbf{X} \mathbf{X}^- = \mathbf{I}_n$ . ■

**Lemma C.9: (Constructing Generalized Inverse)** Given any matrix  $\mathbf{X} \in \mathbb{R}^{n \times p}$  and its generalized inverse  $\mathbf{X}^- \in \mathbb{R}^{p \times n}$ , then there exists a  $p \times n$  matrix  $\mathbf{A}$  such that

$$\bar{\mathbf{X}} = \mathbf{X}^- + \mathbf{A} - \mathbf{X}^- \mathbf{X} \mathbf{A} \mathbf{X} \mathbf{X}^- \quad (\text{C.3})$$

is also a generalized inverse of  $\mathbf{X}$ . In addition, for any generalized inverse  $\bar{\mathbf{X}}$ , there exists a matrix  $\mathbf{A}$  so that Equation (C.3) is satisfied.

**Proof** [of Lemma C.9] Write out the equation

$$\begin{aligned} \mathbf{X} \bar{\mathbf{X}} \mathbf{X} &= \mathbf{X} (\mathbf{X}^- + \mathbf{A} - \mathbf{X}^- \mathbf{X} \mathbf{A} \mathbf{X} \mathbf{X}^-) \mathbf{X} = \mathbf{X} \mathbf{X}^- \mathbf{X} + \mathbf{X} \mathbf{A} \mathbf{X} - (\mathbf{X} \mathbf{X}^- \mathbf{X}) \mathbf{A} (\mathbf{X} \mathbf{X}^- \mathbf{X}) \\ &= \mathbf{X} \mathbf{X}^- \mathbf{X} + \mathbf{X} \mathbf{A} \mathbf{X} - \mathbf{X} \mathbf{A} \mathbf{X} = \mathbf{X}, \end{aligned}$$

so that  $\bar{\mathbf{X}}$  is a generalized inverse of  $\mathbf{X}$ .

Suppose now that  $\mathbf{B}$  is any generalized inverse of  $\mathbf{X}$ , and define  $\mathbf{A} = \mathbf{B} - \mathbf{X}^-$ . Recall that  $\mathbf{X} \mathbf{B} \mathbf{X} = \mathbf{X}$ , we have

$$\begin{aligned} \mathbf{X}^- + \mathbf{A} - \mathbf{X}^- \mathbf{X} \mathbf{A} \mathbf{X} \mathbf{X}^- &= \mathbf{X}^- + (\mathbf{B} - \mathbf{X}^-) - \mathbf{X}^- \mathbf{X} (\mathbf{B} - \mathbf{X}^-) \mathbf{X} \mathbf{X}^- \\ &= \mathbf{B} - \mathbf{X}^- (\mathbf{X} \mathbf{B} \mathbf{X}) \mathbf{X}^- + \mathbf{X}^- (\mathbf{X} \mathbf{X}^- \mathbf{X}) \mathbf{X}^- \\ &= \mathbf{B} - \mathbf{X}^- \mathbf{X} \mathbf{X}^- + \mathbf{X}^- \mathbf{X} \mathbf{X}^- \\ &= \mathbf{B}, \end{aligned}$$

which implies  $\mathbf{A}$  can be constructed for any generalized inverse  $\mathbf{B}$ . ■

**Lemma C.10: (Generalized Inverse Properties)** Given any matrix  $\mathbf{X} \in \mathbb{R}^{n \times p}$  and its generalized inverse  $\mathbf{X}^- \in \mathbb{R}^{p \times n}$ , then

1.  $(\mathbf{X}^\top)^- = (\mathbf{X}^-)^\top$ , i.e.,  $(\mathbf{X}^-)^\top$  is a generalized inverse of  $\mathbf{X}^\top$ ;
2. For any  $a \neq 0$ ,  $\frac{1}{a} \mathbf{X}^-$  is a generalized inverse of  $a \mathbf{X}$ ;
3. Suppose  $\mathbf{A} \in \mathbb{R}^{n \times n}$  and  $\mathbf{B} \in \mathbb{R}^{p \times p}$  are both invertible, then  $\mathbf{B}^{-1} \mathbf{X}^- \mathbf{A}^{-1}$  is a generalized inverse of  $\mathbf{A} \mathbf{X} \mathbf{B}$ ;

4.  $\mathcal{C}(\mathbf{X}\mathbf{X}^-) = \mathcal{C}(\mathbf{X})$  and  $\mathcal{N}(\mathbf{X}^-\mathbf{X}) = \mathcal{N}(\mathbf{X})$ .

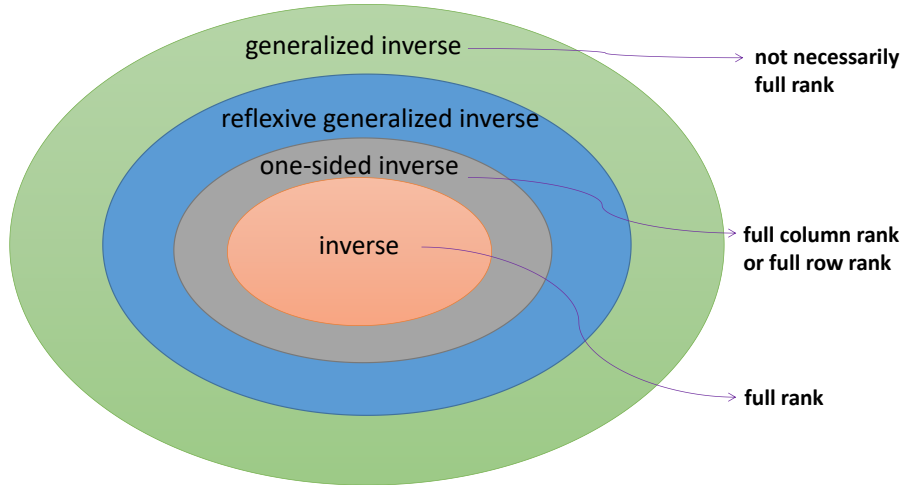
**Proof** [of Lemma C.10] For (1), from (C1),  $\mathbf{X}\mathbf{X}^-\mathbf{X} = \mathbf{X}$ , we have  $\mathbf{X}^\top(\mathbf{X}^-)^\top\mathbf{X}^\top = \mathbf{X}^\top$  such that  $(\mathbf{X}^-)^\top$  is a generalized inverse of  $\mathbf{X}^\top$ .

For (2), it can be easily verified that  $(a\mathbf{X})(\frac{1}{a}\mathbf{X}^-)(a\mathbf{X}) = (a\mathbf{X})$  such that  $\frac{1}{a}\mathbf{X}^-$  is a generalized inverse of  $a\mathbf{X}$  for any  $a \neq 0$ .

For (3), we realize that  $(\mathbf{A}\mathbf{X}\mathbf{B})(\mathbf{B}^{-1}\mathbf{X}^-\mathbf{A}^{-1})(\mathbf{A}\mathbf{X}\mathbf{B}) = \mathbf{A}\mathbf{X}\mathbf{X}^-\mathbf{X}\mathbf{B} = \mathbf{A}\mathbf{X}\mathbf{B}$ , which implies  $\mathbf{B}^{-1}\mathbf{X}^-\mathbf{A}^{-1}$  is a generalized inverse of  $\mathbf{A}\mathbf{X}\mathbf{B}$ .

For (4), since the columns of  $\mathbf{X}\mathbf{X}^-$  are the combinations of the columns of  $\mathbf{X}$ , then  $\mathcal{C}(\mathbf{X}\mathbf{X}^-) \subseteq \mathcal{C}(\mathbf{X})$ . And we proved that  $\text{rank}(\mathbf{X}) = \text{rank}(\mathbf{X}\mathbf{X}^-)$  in Lemma C.7 (p. 195), then  $\mathcal{C}(\mathbf{X}\mathbf{X}^-) = \mathcal{C}(\mathbf{X})$ . Similarly, we could prove  $\mathcal{N}(\mathbf{X}^-\mathbf{X}) = \mathcal{N}(\mathbf{X})$ . This completes the proof. ■

### C.3. Reflexive Generalized Inverse (rg-inverse)



**Figure C.1:** Relationship of different inverses: inverse, one-sided inverse, reflexive generalized inverse, and generalized inverse.

**Definition C.3 (Reflexive Generalized Inverse)** Suppose matrix  $\mathbf{X} \in \mathbb{R}^{n \times p}$  has rank  $r$  with  $r \leq \min\{p, n\}$ . Then, a reflexive generalized inverse  $\mathbf{X}_r^- \in \mathbb{R}^{p \times n}$  of  $\mathbf{X}$  is a matrix that satisfies the conditions:

$$(C1) \quad \mathbf{X}\mathbf{X}_r^-\mathbf{X} = \mathbf{X},$$

and

$$(C2) \quad \mathbf{X}_r^-\mathbf{X}\mathbf{X}_r^- = \mathbf{X}_r^-.$$

That is,  $\mathbf{X}_r^-$  is a  $g$ -inverse of  $\mathbf{X}$ , and  $\mathbf{X}$  is a  $g$ -inverse of  $\mathbf{X}_r^-$ .

Suppose matrix  $\mathbf{X}$  is of rank  $r$ . It can be factored as  $\mathbf{X} = \mathbf{E}_1 \begin{bmatrix} \mathbf{I}_r & \mathbf{0} \\ \mathbf{0} & \mathbf{0} \end{bmatrix} \mathbf{E}_2$ , where  $\mathbf{E}_1 \in \mathbb{R}^{n \times n}$  and  $\mathbf{E}_2 \in \mathbb{R}^{p \times p}$  are elementary transformations on  $\mathbf{X}$ . Then, we can construct such a reflexive generalized inverse of  $\mathbf{X}$  as

$$\mathbf{X}_r^- = \mathbf{E}_2^{-1} \begin{bmatrix} \mathbf{I}_r & \mathbf{A} \\ \mathbf{B} & \mathbf{BA} \end{bmatrix} \mathbf{E}_1^{-1},$$

where  $\mathbf{A} \in \mathbb{R}^{r \times (n-r)}$ ,  $\mathbf{B} \in \mathbb{R}^{(p-r) \times r}$  can be any matrix so that the reflexive generalized inverse is **not unique**. This construction of the reflexive generalized inverse also shows that the reflexive generalized inverse exists for any matrix  $\mathbf{X}$ . Thus, the reflexive generalized inverse is a more general inverse of  $\mathbf{X}$  compared to the one-sided inverse which may not exist.

**Lemma C.11: (Reflexive Generalized Inverse from G-Inverse)** For any matrix  $\mathbf{X} \in \mathbb{R}^{n \times p}$ , and  $\mathbf{A}$  and  $\mathbf{B}$  are two generalized inverses of  $\mathbf{X}$ , then

$$\mathbf{Z} = \mathbf{AXB}$$

is a reflexive generalized inverse of  $\mathbf{X}$ .

It can be easily verified that  $\mathbf{XZ} = \mathbf{X}$  and  $\mathbf{ZX} = \mathbf{Z}$  for the lemma above.

**Lemma C.12: (Reflexive Generalized Inverse from G-Inverse)** For any matrix  $\mathbf{X} \in \mathbb{R}^{n \times p}$ , the following two matrices  $\mathbf{A}$  and  $\mathbf{B}$  are two reflexive generalized inverses of  $\mathbf{X}$ :

$$\begin{aligned} \mathbf{A} &= (\mathbf{X}^\top \mathbf{X})^- \mathbf{X}^\top, \\ \mathbf{B} &= \mathbf{X}^\top (\mathbf{X} \mathbf{X}^\top)^-, \end{aligned}$$

where  $(\mathbf{X}^\top \mathbf{X})^-$  is a g-inverse of  $(\mathbf{X}^\top \mathbf{X})$ , and  $(\mathbf{X} \mathbf{X}^\top)^-$  is a g-inverse of  $(\mathbf{X} \mathbf{X}^\top)$ .

**Proof** [of Lemma C.12] Firstly, we establish the result:

$$\mathcal{C}(\mathbf{X}^\top \mathbf{X}) = \mathcal{C}(\mathbf{X}^\top) \quad \text{and} \quad \mathcal{N}(\mathbf{X}^\top \mathbf{X}) = \mathcal{N}(\mathbf{X})$$

Since the columns of  $\mathbf{X}^\top \mathbf{X}$  are combinations of the columns of  $\mathbf{X}^\top$ , we have  $\mathcal{C}(\mathbf{X}^\top \mathbf{X}) \subseteq \mathcal{C}(\mathbf{X}^\top)$ . In Lemma 2.2 (p. 26), we prove that  $\text{rank}(\mathbf{X}^\top \mathbf{X}) = \text{rank}(\mathbf{X})$ . This implies  $\text{rank}(\mathbf{X}^\top \mathbf{X}) = \text{rank}(\mathbf{X}^\top)$  and  $\mathcal{C}(\mathbf{X}^\top \mathbf{X}) = \mathcal{C}(\mathbf{X}^\top)$ . Furthermore, the orthogonal complement of  $\mathcal{C}(\mathbf{X}^\top)$  is  $\mathcal{N}(\mathbf{X})$ , and the orthogonal complement of  $\mathcal{C}(\mathbf{X}^\top \mathbf{X})$  is  $\mathcal{N}(\mathbf{X}^\top \mathbf{X})$ . Therefore, by fundamental theorem of linear algebra in Theorem 2.4 (p. 28), we have

$$\mathcal{C}(\mathbf{X}^\top \mathbf{X}) = \mathcal{C}(\mathbf{X}^\top) \quad \text{and} \quad \mathcal{N}(\mathbf{X}^\top \mathbf{X}) = \mathcal{N}(\mathbf{X}).$$

Then there exists a set of vectors  $\mathbf{z}_1, \mathbf{z}_2, \dots, \mathbf{z}_n \in \mathbb{R}^p$  such that the  $i$ -th column of  $\mathbf{X}^\top$  can be expressed as  $\mathbf{X}^\top \mathbf{X} \mathbf{z}_i$ . In matrix form, with  $\mathbf{Z} = [\mathbf{z}_1, \mathbf{z}_2, \dots, \mathbf{z}_n]$ , we have

$$\mathbf{X}^\top = \mathbf{X}^\top \mathbf{X} \mathbf{Z}.$$

Then,

$$\mathbf{XAX} = (\mathbf{X}^\top \mathbf{XZ})^\top (\mathbf{X}^\top \mathbf{X})^{-1} \mathbf{X}^\top \mathbf{X} = \mathbf{Z}^\top \mathbf{X}^\top \mathbf{X} (\mathbf{X}^\top \mathbf{X})^{-1} \mathbf{X}^\top \mathbf{X}.$$

By condition (C1.1) of g-inverse, we have  $\mathbf{X}^\top \mathbf{X} (\mathbf{X}^\top \mathbf{X})^{-1} \mathbf{y} = \mathbf{y}$  for any  $\mathbf{y}$ . This implies  $\mathbf{X}^\top \mathbf{X} (\mathbf{X}^\top \mathbf{X})^{-1} \mathbf{X}^\top \mathbf{X} = \mathbf{X}^\top \mathbf{X}$  and

$$\mathbf{XAX} = (\mathbf{X}^\top \mathbf{XZ})^\top (\mathbf{X}^\top \mathbf{X})^{-1} \mathbf{X}^\top \mathbf{X} = \mathbf{Z}^\top \mathbf{X}^\top \mathbf{X} = \mathbf{X}. \quad (\text{C.4})$$

Now, let's examine  $\mathbf{AXA}$ :

$$\mathbf{AXA} = (\mathbf{X}^\top \mathbf{X})^{-1} \mathbf{X}^\top \mathbf{X} (\mathbf{X}^\top \mathbf{X})^{-1} \mathbf{X}^\top.$$

The same argument applies to  $\mathbf{X}^\top \mathbf{X} (\mathbf{X}^\top \mathbf{X})^{-1} \mathbf{X}^\top = \mathbf{X}^\top$ . Thus,

$$\mathbf{AXA} = (\mathbf{X}^\top \mathbf{X})^{-1} \mathbf{X}^\top = \mathbf{A}. \quad (\text{C.5})$$

Combining Equation (C.4) and Equation (C.5), we conclude that  $\mathbf{A}$  is a reflexive generalized inverse of  $\mathbf{X}$ . Similarly, we can show  $\mathbf{B}$  is a reflexive generalized inverse of  $\mathbf{X}$  as well. ■

From the definition, it is evident that a reflexive generalized inverse is a specialized form of a generalized inverse. Under specific conditions, these two types of inverses are equivalent.

**Lemma C.13: (Reflexive Generalized Inverse in G-Inverse)** Consider a matrix  $\mathbf{X} \in \mathbb{R}^{n \times p}$ , and let  $\mathbf{X}^- \in \mathbb{R}^{p \times n}$  be a generalized inverse of  $\mathbf{X}$ . Then,  $\mathbf{X}^-$  is a reflexive generalized inverse of  $\mathbf{X}$  if and only if  $\text{rank}(\mathbf{X}) = \text{rank}(\mathbf{X}^-)$ .

**Proof** [of Lemma C.13] Suppose  $\mathbf{X}^-$  is a generalized inverse of  $\mathbf{X}$ , then  $\mathbf{XX}^-\mathbf{X} = \mathbf{X}$ . Suppose further,  $\mathbf{X}^-$  is also a reflexive generalized inverse, then  $\mathbf{X}^-\mathbf{X}\mathbf{X}^- = \mathbf{X}^-$ . We have

$$\text{rank}(\mathbf{X}) = \text{rank}(\mathbf{XX}^-\mathbf{X}) \leq \text{rank}(\mathbf{X}^-) = \text{rank}(\mathbf{X}^-\mathbf{X}\mathbf{X}^-) \leq \text{rank}(\mathbf{X})$$

where the two inequalities are from Lemma C.7. This implies  $\text{rank}(\mathbf{X}) = \text{rank}(\mathbf{X}^-)$ .

For the reverse, suppose  $\mathbf{X}^-$  is a generalized inverse of  $\mathbf{X}$ , then  $\mathbf{XX}^-\mathbf{X} = \mathbf{X}$ . And suppose further that  $\text{rank}(\mathbf{X}) = \text{rank}(\mathbf{X}^-)$ , we have

$$\text{rank}(\mathbf{X}) = \text{rank}(\mathbf{XX}^-\mathbf{X}) \leq \text{rank}(\mathbf{X}^-\mathbf{X}) \leq \text{rank}(\mathbf{X}^-) = \text{rank}(\mathbf{X}),$$

where the first inequality is from the fact that the rows of  $\mathbf{XX}^-\mathbf{X}$  are combinations of the rows of  $\mathbf{X}^-\mathbf{X}$ , and the second inequality is from the fact that the columns of  $\mathbf{X}^-\mathbf{X}$  are combinations of the columns of  $\mathbf{X}^-$ . This implies  $\text{rank}(\mathbf{X}^-\mathbf{X}) = \text{rank}(\mathbf{X}^-)$  and  $\mathcal{C}(\mathbf{X}^-\mathbf{X}) = \mathcal{C}(\mathbf{X}^-)$ . Then, there exists a set of vectors  $\boldsymbol{\alpha}_1, \boldsymbol{\alpha}_2, \dots, \boldsymbol{\alpha}_n \in \mathbb{R}^p$  such that the column- $i$  of  $\mathbf{X}^-$  can be expressed as  $\mathbf{X}^-\mathbf{X}\boldsymbol{\alpha}_i$ . That is, for  $\mathbf{A} = [\boldsymbol{\alpha}_1, \boldsymbol{\alpha}_2, \dots, \boldsymbol{\alpha}_n]$ , we have

$$\mathbf{X}^- = \mathbf{X}^-\mathbf{XA}.$$

We realize again that  $\mathbf{X} = \mathbf{XX}^-\mathbf{X}$ , then

$$\mathbf{X} = \mathbf{XX}^-\mathbf{X} = \mathbf{X}(\mathbf{X}^-\mathbf{XA})\mathbf{X} = \mathbf{XAX},$$

where the last equality is from condition (C1.1); and thus,  $\mathbf{A}$  is a generalized inverse of  $\mathbf{X}$ . From Lemma C.11,  $\mathbf{X}^- = \mathbf{X}^- \mathbf{X} \mathbf{A}$  is a reflexive generalized inverse of  $\mathbf{X}$ , which completes the proof. ■

Concluding this section, we provide insights into the rank of matrices in reflexive generalized inverses.

**Proposition C.14: (Rank of Reflexive Generalized Inverse)** Consider a matrix  $\mathbf{X} \in \mathbb{R}^{n \times p}$  and its generalized inverse  $\mathbf{X}_r^- \in \mathbb{R}^{p \times n}$ . Utilizing the result in Lemma C.13 and the result from the rank of g-inverses in Lemma C.7, we have

$$\text{rank}(\mathbf{X}_r^-) = \text{rank}(\mathbf{X}) = \text{rank}(\mathbf{X} \mathbf{X}_r^-) = \text{rank}(\mathbf{X}_r^- \mathbf{X}).$$

**Lemma C.15: (Reflexive Generalized Inverse Properties)** Given a matrix  $\mathbf{X} \in \mathbb{R}^{n \times p}$  and its reflexive generalized inverse  $\mathbf{X}_r^- \in \mathbb{R}^{p \times n}$ , the following properties hold:

1.  $\mathcal{C}(\mathbf{X} \mathbf{X}_r^-) = \mathcal{C}(\mathbf{X})$  and  $\mathcal{N}(\mathbf{X}_r^- \mathbf{X}) = \mathcal{N}(\mathbf{X})$ .
2.  $\mathcal{C}(\mathbf{X}_r^- \mathbf{X}) = \mathcal{C}(\mathbf{X}_r^-)$  and  $\mathcal{N}(\mathbf{X} \mathbf{X}_r^-) = \mathcal{N}(\mathbf{X}_r^-)$ .

**Proof** [of Lemma C.15] Suppose  $\mathbf{X}^-$  is a g-inverse of  $\mathbf{X}$ , we show in Lemma C.10 that  $\mathcal{C}(\mathbf{X} \mathbf{X}^-) = \mathcal{C}(\mathbf{X})$  and  $\mathcal{N}(\mathbf{X}^- \mathbf{X}) = \mathcal{N}(\mathbf{X})$ . Since  $\mathbf{X}_r^-$  is a g-inverse of  $\mathbf{X}$ , and  $\mathbf{X}$  is a g-inverse of  $\mathbf{X}_r^-$ , we complete the proof. ■

## C.4. Pseudo-Inverse

As previously mentioned, for a matrix  $\mathbf{X} \in \mathbb{R}^{n \times p}$ , we can find its pseudo-inverse, a  $p \times n$  matrix denoted by  $\mathbf{X}^+$ . In words, when  $\mathbf{X}$  multiplies a vector  $\boldsymbol{\beta}$  in its row space, this produces  $\mathbf{X}\boldsymbol{\beta}$  in the column space (see Figure 2.2 p. 29). Those two spaces have equal dimension  $r$ , i.e., the rank.  $\mathbf{X}$  is always invertible when restricted to these spaces, and  $\mathbf{X}^+$  inverts  $\mathbf{X}$ . That is,  $\mathbf{X}^+ \mathbf{X} \boldsymbol{\beta} = \boldsymbol{\beta}$  when  $\boldsymbol{\beta}$  is in the row space of  $\mathbf{X}$ . And  $\mathbf{X} \mathbf{X}^+ \mathbf{y} = \mathbf{y}$  when  $\mathbf{y}$  is in the column space of  $\mathbf{X}$  (see Figure C.2).

The null space of  $\mathbf{X}^+$  coincides with the null space of  $\mathbf{X}^\top$ . It contains the vectors  $\mathbf{y}$  in  $\mathbb{R}^n$  with  $\mathbf{X}^\top \mathbf{y} = \mathbf{0}$ . Those vectors  $\mathbf{y}$  are perpendicular to every  $\mathbf{X}\boldsymbol{\beta}$  in the column space. We delay the proof of this property in Lemma C.18.

More formally, the *pseudo-inverse*, or also known as *Moore-Penrose pseudo-inverse*,  $\mathbf{X}^+$ , is defined by the unique  $p \times n$  matrix satisfying the following four criteria:

(C1)	$\mathbf{X} \mathbf{X}^+ \mathbf{X} = \mathbf{X}$	( $\mathbf{X}^+$ is a g-inverse of $\mathbf{X}$ )	(C.6)
(C2)	$\mathbf{X}^+ \mathbf{X} \mathbf{X}^+ = \mathbf{X}^+$	( $\mathbf{X}$ is a g-inverse of $\mathbf{X}^+$ )	
(C3)	$(\mathbf{X} \mathbf{X}^+)^\top = \mathbf{X} \mathbf{X}^+$		
(C4)	$(\mathbf{X}^+ \mathbf{X})^\top = \mathbf{X}^+ \mathbf{X}$		

In Lemma C.6, we claimed that  $\mathbf{X} \mathbf{X}^+$  and  $\mathbf{X}^+ \mathbf{X}$  are idempotent if  $\mathbf{X}^+$  is a g-inverse of  $\mathbf{X}$ , and thus they are both projection matrices (Definition 2.2, p. 48). Since  $\mathbf{X}^+$  is the



pseudo-inverse of  $\mathbf{X}$ <sup>1</sup>, by (C3), (C4) conditions, they are symmetric such that they are orthogonal projection matrices as well (Lemma 2.21, p. 49).

The existence of a pseudo-inverse for any matrix is further supported by the pseudo-inverse obtained from the CR decomposition of the matrix.

**Lemma C.16: (Existence of Pseudo-Inverse)** Every matrix  $\mathbf{X}$  has a pseudo-inverse.

**Proof** [of Lemma C.16] Given the CR decomposition (Theorem B.1, p. 167) of  $\mathbf{X} = \mathbf{C}\mathbf{R}$ , let

$$\mathbf{X}^+ = \mathbf{R}^+\mathbf{C}^+ = \mathbf{R}^\top(\mathbf{R}\mathbf{R}^\top)^{-1}(\mathbf{C}^\top\mathbf{C})^{-1}\mathbf{C}^\top,$$

where  $\mathbf{R}^+ = \mathbf{R}^\top(\mathbf{R}\mathbf{R}^\top)^{-1}$  and  $\mathbf{C}^+ = (\mathbf{C}^\top\mathbf{C})^{-1}\mathbf{C}^\top$ .<sup>2</sup> Notably,  $\mathbf{R}\mathbf{R}^\top$  and  $\mathbf{C}^\top\mathbf{C}$  are invertible since  $\mathbf{C} \in \mathbb{R}^{n \times r}$  and  $\mathbf{R} \in \mathbb{R}^{r \times p}$  have full rank  $r$  from the property of the CR decomposition.

Then, we can check that

$$\begin{aligned} (C1) \quad \mathbf{X}\mathbf{X}^+\mathbf{X} &= \mathbf{C}\mathbf{R} \left( \mathbf{R}^\top(\mathbf{R}\mathbf{R}^\top)^{-1}(\mathbf{C}^\top\mathbf{C})^{-1}\mathbf{C}^\top \right) \mathbf{C}\mathbf{R} = \mathbf{C}\mathbf{R} = \mathbf{X}, \\ (C2) \quad \mathbf{X}^+\mathbf{X}\mathbf{X}^+ &= \left( \mathbf{R}^\top(\mathbf{R}\mathbf{R}^\top)^{-1}(\mathbf{C}^\top\mathbf{C})^{-1}\mathbf{C}^\top \right) \mathbf{C}\mathbf{R} \left( \mathbf{R}^\top(\mathbf{R}\mathbf{R}^\top)^{-1}(\mathbf{C}^\top\mathbf{C})^{-1}\mathbf{C}^\top \right) \\ &= \mathbf{R}^\top(\mathbf{R}\mathbf{R}^\top)^{-1}(\mathbf{C}^\top\mathbf{C})^{-1}\mathbf{C}^\top = \mathbf{X}^+, \\ (C3) \quad (\mathbf{X}\mathbf{X}^+)^\top &= \mathbf{C}(\mathbf{C}^\top\mathbf{C})^{-1}(\mathbf{R}\mathbf{R}^\top)^{-1}\mathbf{R}\mathbf{R}^\top\mathbf{C}^\top = \mathbf{C}(\mathbf{C}^\top\mathbf{C})^{-1}\mathbf{C}^\top \\ &= \mathbf{C}\mathbf{R}\mathbf{R}^\top(\mathbf{R}\mathbf{R}^\top)^{-1}(\mathbf{C}^\top\mathbf{C})^{-1}\mathbf{C}^\top = \mathbf{X}\mathbf{X}^+, \\ (C4) \quad (\mathbf{X}^+\mathbf{X})^\top &= \mathbf{R}^\top\mathbf{C}^\top\mathbf{C}(\mathbf{C}^\top\mathbf{C})^{-1}(\mathbf{R}\mathbf{R}^\top)^{-1}\mathbf{R} = \mathbf{R}^\top(\mathbf{R}\mathbf{R}^\top)^{-1}\mathbf{R} \\ &= \mathbf{R}^\top(\mathbf{R}\mathbf{R}^\top)^{-1}(\mathbf{C}^\top\mathbf{C})^{-1}\mathbf{C}^\top\mathbf{C}\mathbf{R} = \mathbf{X}^+\mathbf{X}. \end{aligned}$$

This implies  $\mathbf{X}^+$  is the pseudo-inverse of  $\mathbf{X}$  and the existence of the pseudo-inverse.  $\blacksquare$

**Lemma C.17: (Uniqueness of Pseudo-Inverse)** Every matrix  $\mathbf{X}$  has a unique pseudo-inverse.

**Proof** [of Lemma C.17] Suppose  $\mathbf{X}_1^+$  and  $\mathbf{X}_2^+$  are two pseudo-inverses of  $\mathbf{X}$ . Then

$$\begin{aligned} \mathbf{X}_1^+ &= \mathbf{X}_1^+\mathbf{X}\mathbf{X}_1^+ = \mathbf{X}_1^+(\mathbf{X}\mathbf{X}_2^+\mathbf{X})\mathbf{X}_1^+ = \mathbf{X}_1^+(\mathbf{X}\mathbf{X}_2^+)(\mathbf{X}\mathbf{X}_1^+) && \text{(by (C2), (C1))} \\ &= \mathbf{X}_1^+(\mathbf{X}\mathbf{X}_2^+)^\top(\mathbf{X}\mathbf{X}_1^+)^\top = \mathbf{X}_1^+\mathbf{X}_2^{+\top}\mathbf{X}^\top\mathbf{X}_1^{+\top}\mathbf{X}^\top && \text{(by (C3))} \\ &= \mathbf{X}_1^+\mathbf{X}_2^{+\top}(\mathbf{X}\mathbf{X}_1^+\mathbf{X})^\top = \mathbf{X}_1^+\mathbf{X}_2^{+\top}\mathbf{X}^\top && \text{(by (C1))} \\ &= \mathbf{X}_1^+(\mathbf{X}\mathbf{X}_2^+)^\top = \mathbf{X}_1^+\mathbf{X}\mathbf{X}_2^+ = \mathbf{X}_1^+(\mathbf{X}\mathbf{X}_2^+\mathbf{X})\mathbf{X}_2^+ && \text{(by (C3), (C1))} \\ &= (\mathbf{X}_1^+\mathbf{X})(\mathbf{X}_2^+\mathbf{X})\mathbf{X}_2^+ = (\mathbf{X}_1^+\mathbf{X})^\top(\mathbf{X}_2^+\mathbf{X})^\top\mathbf{X}_2^+ && \text{(by (C4))} \\ &= (\mathbf{X}\mathbf{X}_1^+\mathbf{X})^\top\mathbf{X}_2^{+\top}\mathbf{X}_2^+ = \mathbf{X}^\top\mathbf{X}_2^{+\top}\mathbf{X}_2^+ && \text{(by (C1))} \\ &= (\mathbf{X}_2^+\mathbf{X})^\top\mathbf{X}_2^+ = \mathbf{X}_2^+\mathbf{X}\mathbf{X}_2^+ = \mathbf{X}_2^+, && \text{(by (C4), (C2))} \end{aligned}$$

1. We speak of “the pseudo-inverse” rather than “a pseudo-inverse” since the pseudo-inverse is unique as we will prove shortly.

2. It can be easily checked that  $\mathbf{R}^+$  is the pseudo-inverse of  $\mathbf{R}$  and  $\mathbf{C}^+$  is the pseudo-inverse of  $\mathbf{C}$ .

which implies the uniqueness of pseudo-inverse. ■

We are now ready to show the four subspaces in the pseudo-inverse.

**Lemma C.18: (Four Subspaces in Pseudo-Inverse)** Given the pseudo-inverse  $\mathbf{X}^+$  of  $\mathbf{X}$ , we have the following properties:

- The column space of  $\mathbf{X}^+$  is the same as the row space of  $\mathbf{X}$ ;
- The row space of  $\mathbf{X}^+$  is the same as the column space of  $\mathbf{X}$ ;
- The null space of  $\mathbf{X}^+$  is the same as the null space of  $\mathbf{X}^\top$ ;
- The null space of  $\mathbf{X}^{+\top}$  is the same as the null space of  $\mathbf{X}$ .

The relationship of the four subspaces is shown in Figure C.2.

**Proof** [of Lemma C.18] Since  $\mathbf{X}^+$  is a special rg-inverse, by Lemma C.15, we have

$$\begin{aligned} \mathcal{C}(\mathbf{X}\mathbf{X}^+) &= \mathcal{C}(\mathbf{X}) & \text{and} & & \mathcal{N}(\mathbf{X}^+\mathbf{X}) &= \mathcal{N}(\mathbf{X}) \\ \mathcal{C}(\mathbf{X}^+\mathbf{X}) &= \mathcal{C}(\mathbf{X}^+) & \text{and} & & \mathcal{N}(\mathbf{X}\mathbf{X}^+) &= \mathcal{N}(\mathbf{X}^+). \end{aligned}$$

By (C3) and (C4) of the definition of pseudo-inverses, we also have

$$(\mathbf{X}^+\mathbf{X})^\top = \mathbf{X}^+\mathbf{X} \quad \text{and} \quad (\mathbf{X}\mathbf{X}^+)^\top = \mathbf{X}\mathbf{X}^+.$$

Utilizing the fundamental theorem of linear algebra (Theorem 2.4, p. 28), we realize that  $\mathcal{C}(\mathbf{X}\mathbf{X}^+)$  is the orthogonal complement to  $\mathcal{N}((\mathbf{X}\mathbf{X}^+)^\top)$ , and  $\mathcal{C}(\mathbf{X}^+\mathbf{X})$  is the orthogonal complement to  $\mathcal{N}((\mathbf{X}^+\mathbf{X})^\top)$ :

$$\begin{aligned} \mathcal{C}(\mathbf{X}\mathbf{X}^+) \perp \mathcal{N}((\mathbf{X}\mathbf{X}^+)^\top) & \quad \text{leads to} & \quad \mathcal{C}(\mathbf{X}\mathbf{X}^+) \perp \mathcal{N}(\mathbf{X}\mathbf{X}^+) \\ \mathcal{C}(\mathbf{X}^+\mathbf{X}) \perp \mathcal{N}((\mathbf{X}^+\mathbf{X})^\top) & \quad \text{leads to} & \quad \mathcal{C}(\mathbf{X}^+\mathbf{X}) \perp \mathcal{N}(\mathbf{X}^+\mathbf{X}). \end{aligned}$$

This implies

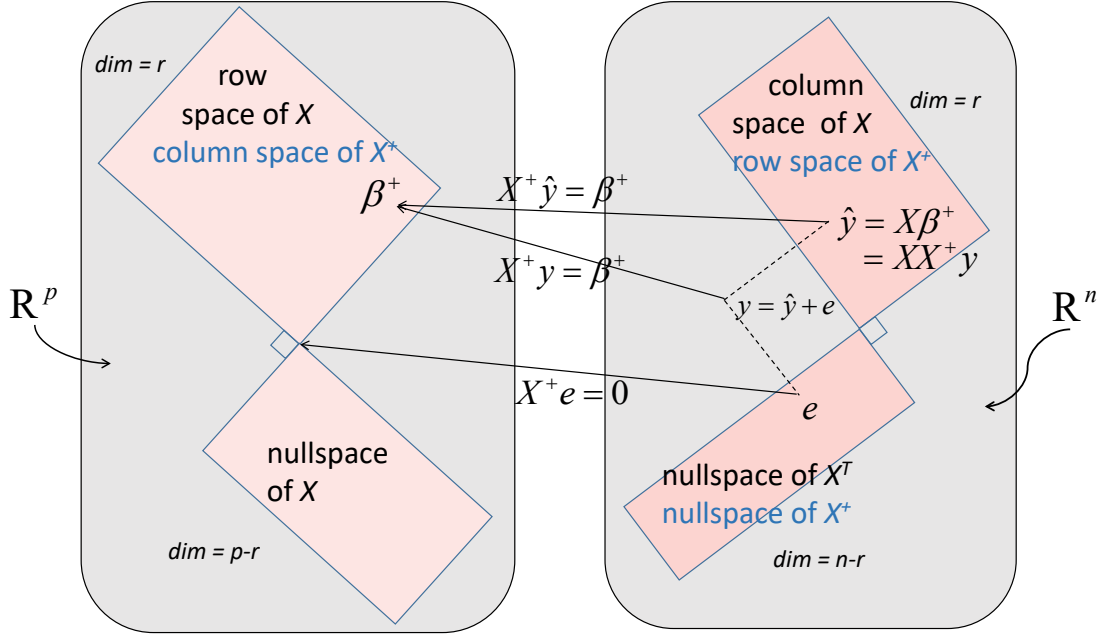
$$\mathcal{C}(\mathbf{X}) \perp \mathcal{N}(\mathbf{X}^+) \quad \text{and} \quad \mathcal{C}(\mathbf{X}^+) \perp \mathcal{N}(\mathbf{X}).$$

That is,  $\mathcal{N}(\mathbf{X}^+) = \mathcal{N}(\mathbf{X}^\top)$  and  $\mathcal{C}(\mathbf{X}^+) = \mathcal{C}(\mathbf{X}^\top)$ . According to the fundamental theorem of linear algebra, this also implies  $\mathcal{C}(\mathbf{X}^{+\top}) = \mathcal{C}(\mathbf{X})$  and  $\mathcal{N}(\mathbf{X}^{+\top}) = \mathcal{N}(\mathbf{X})$ . ■

To conclude, we compare the properties for different inverses of  $\mathbf{X}$  in Table C.1.

**Lemma C.19: (Projection onto Column Space and Row Space)** Given any matrix  $\mathbf{X} \in \mathbb{R}^{n \times p}$  and its pseudo-inverse  $\mathbf{X}^+ \in \mathbb{R}^{p \times n}$ ,  $\mathbf{H} = \mathbf{X}\mathbf{X}^+$  is the orthogonal projection onto the column space of  $\mathbf{X}$ . Similarly,  $\mathbf{P} = \mathbf{X}^+\mathbf{X}$  is the orthogonal projection onto the row space of  $\mathbf{X}$ .

**Proof** [of Lemma C.19] Since  $\mathbf{H}^\top = (\mathbf{X}\mathbf{X}^+)^\top = \mathbf{X}^+\mathbf{X} = \mathbf{H}$  from the definition of the pseudo-inverse, and  $\mathbf{H}$  is idempotent such that  $\mathbf{H}$  is an orthogonal projection. From Table C.1, we conclude that  $\mathcal{C}(\mathbf{H}) = \mathcal{C}(\mathbf{X}\mathbf{X}^+) = \mathcal{C}(\mathbf{X})$ . This implies that  $\mathbf{H}$  is the orthogonal projection onto the column space of  $\mathbf{X}$ . Similarly, we can prove  $\mathbf{P} = \mathbf{X}^+\mathbf{X}$  is the orthogonal projection onto the row space of  $\mathbf{X}$ . ■



**Figure C.2:** Column space and row space of the pseudo-inverse  $\mathbf{X}^+$ .  $\mathbf{X}$  transfers from the row space to the column space.  $\mathbf{X}^+$  transfers from the column space to the row space. The decomposition of  $\mathbf{y}$  into  $\hat{\mathbf{y}} + \mathbf{e}$  and the transformation to  $\beta^+$  are discussed in Section C.5. This is a more detailed picture of the pseudo-inverse compared to Figure 2.10 (p. 44).

	g-inverse	rg-inverse	pseudo-inverse
subspaces	$\mathcal{C}(\mathbf{X}\mathbf{X}^-) = \mathcal{C}(\mathbf{X})$ $\mathcal{N}(\mathbf{X}^-\mathbf{X}) = \mathcal{N}(\mathbf{X})$	$\mathcal{C}(\mathbf{X}\mathbf{X}_r^-) = \mathcal{C}(\mathbf{X})$ $\mathcal{N}(\mathbf{X}_r^-\mathbf{X}) = \mathcal{N}(\mathbf{X})$ $\mathcal{C}(\mathbf{X}_r^-\mathbf{X}) = \mathcal{C}(\mathbf{X}_r^-)$ $\mathcal{N}(\mathbf{X}\mathbf{X}_r^-) = \mathcal{N}(\mathbf{X}_r^-)$	$\mathcal{C}(\mathbf{X}\mathbf{X}^+) = \mathcal{C}(\mathbf{X}) = \mathcal{C}(\mathbf{X}^{+\top})$ $\mathcal{N}(\mathbf{X}^+\mathbf{X}) = \mathcal{N}(\mathbf{X}) = \mathcal{N}(\mathbf{X}^{+\top})$ $\mathcal{C}(\mathbf{X}^+\mathbf{X}) = \mathcal{C}(\mathbf{X}^+) = \mathcal{C}(\mathbf{X}^\top)$ $\mathcal{N}(\mathbf{X}\mathbf{X}^+) = \mathcal{N}(\mathbf{X}^+) = \mathcal{N}(\mathbf{X}^\top)$
rank	$\text{rank}(\mathbf{X}\mathbf{X}^-)$ $= \text{rank}(\mathbf{X}^-\mathbf{X})$ $= \text{rank}(\mathbf{X})$ $\leq \text{rank}(\mathbf{X}^-)$	$\text{rank}(\mathbf{X}_r^-)$ $= \text{rank}(\mathbf{X})$ $= \text{rank}(\mathbf{X}\mathbf{X}_r^-)$ $= \text{rank}(\mathbf{X}_r^-\mathbf{X})$	$\text{rank}(\mathbf{X}^+)$ $= \text{rank}(\mathbf{X})$ $= \text{rank}(\mathbf{X}\mathbf{X}^+)$ $= \text{rank}(\mathbf{X}^+\mathbf{X})$

**Table C.1:** Comparison of different inverses, presenting the subspaces and rank of different inverses.

**Pseudo-inverse in different cases.** We end up this section by providing the pseudo-inverse for different types of matrices. Specifically, we define it in either of the following ways:

**Case  $n > p = r$ .** I.e., matrix  $\mathbf{X}$  has independent columns:  $\mathbf{X}^\top \mathbf{X}$  is a  $p \times p$  invertible matrix, and we define the left-pseudo-inverse:

$$\boxed{\text{left-pseudo-inverse} = \mathbf{X}^+ = (\mathbf{X}^\top \mathbf{X})^{-1} \mathbf{X}^\top},$$

which satisfies

$$\mathbf{X}^+ \mathbf{X} = (\mathbf{X}^\top \mathbf{X})^{-1} \mathbf{X}^\top \mathbf{X} = \mathbf{I}_p.$$

But

$$\mathbf{X} \mathbf{X}^+ = \mathbf{X} (\mathbf{X}^\top \mathbf{X})^{-1} \mathbf{X}^\top \neq \mathbf{I}.$$

We can also show that  $(\mathbf{X}^+)^+ = \mathbf{X}$ . If  $n > p = r$ , we have

$$\begin{aligned} (\mathbf{X}^+)^+ &= [(\mathbf{X}^\top \mathbf{X})^{-1} \mathbf{X}^\top]^+ \\ &= \mathbf{X}^{+\top} (\mathbf{X}^+ \mathbf{X}^{+\top})^{-1} && (n > p = r) \\ &= [(\mathbf{X}^\top \mathbf{X})^{-1} \mathbf{X}^\top]^\top \left\{ [(\mathbf{X}^\top \mathbf{X})^{-1} \mathbf{X}^\top] [(\mathbf{X}^\top \mathbf{X})^{-1} \mathbf{X}^\top]^\top \right\}^{-1} \\ &= \mathbf{X} (\mathbf{X}^\top \mathbf{X})^{-1} \left\{ (\mathbf{X}^\top \mathbf{X})^{-1} \mathbf{X}^\top \mathbf{X} (\mathbf{X}^\top \mathbf{X})^{-1} \right\}^{-1} \\ &= \mathbf{X}. \end{aligned}$$

**Case  $p > n = r$ .** I.e., matrix  $\mathbf{X}$  has independent rows:  $\mathbf{X} \mathbf{X}^\top$  is an  $n \times n$  invertible matrix, and we define the right-pseudo-inverse:

$$\boxed{\text{right-pseudo-inverse} = \mathbf{X}^+ = \mathbf{X}^\top (\mathbf{X} \mathbf{X}^\top)^{-1}},$$

which satisfies

$$\mathbf{X} \mathbf{X}^+ = \mathbf{X} \mathbf{X}^\top (\mathbf{X} \mathbf{X}^\top)^{-1} = \mathbf{I}_n.$$

But

$$\mathbf{X}^+ \mathbf{X} = \mathbf{X}^\top (\mathbf{X} \mathbf{X}^\top)^{-1} \mathbf{X} \neq \mathbf{I}. \tag{C.7}$$

Similarly, we can show  $(\mathbf{X}^+)^+ = \mathbf{X}$  if  $p > n = r$ .

**Case rank-deficient.** We delay the pseudo-inverse for rank-deficient matrices in the next section via the SVD.

**Case  $n = p$  with full rank.**  $\mathbf{X}$  is a square invertible matrix, then both left and right-pseudo-inverses are the inverse of  $\mathbf{X}$ :

$$\begin{aligned} \text{left-pseudo-inverse} &= \mathbf{X}^+ = (\mathbf{X}^\top \mathbf{X})^{-1} \mathbf{X}^\top = \mathbf{X}^{-1} \mathbf{X}^{-\top} \mathbf{X}^\top = \mathbf{X}^{-1}, \\ \text{right-pseudo-inverse} &= \mathbf{X}^+ = \mathbf{X}^\top (\mathbf{X} \mathbf{X}^\top)^{-1} = \mathbf{X}^\top \mathbf{X}^{-\top} \mathbf{X}^{-1} = \mathbf{X}^{-1}. \end{aligned}$$

## C.5. Pseudo-Inverse in SVD

Given the SVD of matrix  $\mathbf{X}$ , we provide a further discussion on the pseudo-inverse in different cases. For full SVD of matrix  $\mathbf{X} = \mathbf{U} \mathbf{\Sigma} \mathbf{V}^\top$ , we consider the following cases:

**Case  $n > p = r$ .** Since the matrix  $\mathbf{X}$  has independent columns, the left-pseudo-inverse can be obtained by

$$\begin{aligned}
\text{left-pseudo-inverse} &= \mathbf{X}^+ = (\mathbf{X}^\top \mathbf{X})^{-1} \mathbf{X}^\top \\
&= (\mathbf{V} \boldsymbol{\Sigma}^\top \mathbf{U}^\top \mathbf{U} \boldsymbol{\Sigma} \mathbf{V}^\top)^{-1} \mathbf{V} \boldsymbol{\Sigma}^\top \mathbf{U}^\top \\
&= \mathbf{V} (\boldsymbol{\Sigma}^\top \boldsymbol{\Sigma})^{-1} \mathbf{V}^\top \mathbf{V} \boldsymbol{\Sigma}^\top \mathbf{U}^\top \\
&= \mathbf{V} [(\boldsymbol{\Sigma}^\top \boldsymbol{\Sigma})^{-1} \boldsymbol{\Sigma}^\top] \mathbf{U}^\top \\
&= \mathbf{V} \boldsymbol{\Sigma}^+ \mathbf{U}^\top. \qquad (\boldsymbol{\Sigma}^+ = (\boldsymbol{\Sigma}^\top \boldsymbol{\Sigma})^{-1} \boldsymbol{\Sigma}^\top)
\end{aligned}$$

**Case  $p > n = r$ .** Since the matrix  $\mathbf{X}$  has independent rows, the right-pseudo-inverse can be obtained by

$$\begin{aligned}
\text{right-pseudo-inverse} &= \mathbf{X}^+ = \mathbf{X}^\top (\mathbf{X} \mathbf{X}^\top)^{-1} \\
&= (\mathbf{U} \boldsymbol{\Sigma} \mathbf{V}^\top)^\top [(\mathbf{U} \boldsymbol{\Sigma} \mathbf{V}^\top) (\mathbf{U} \boldsymbol{\Sigma} \mathbf{V}^\top)^\top]^{-1} \\
&= \mathbf{V} \boldsymbol{\Sigma}^\top \mathbf{U}^\top (\mathbf{U} \boldsymbol{\Sigma} \mathbf{V}^\top \mathbf{V} \boldsymbol{\Sigma}^\top \mathbf{U}^\top)^{-1} \\
&= \mathbf{V} \boldsymbol{\Sigma}^\top \mathbf{U}^\top \mathbf{U}^{-\top} (\boldsymbol{\Sigma} \boldsymbol{\Sigma}^\top)^{-1} \mathbf{U}^{-1} \\
&= \mathbf{V} \boldsymbol{\Sigma}^\top (\boldsymbol{\Sigma} \boldsymbol{\Sigma}^\top)^{-1} \mathbf{U}^{-1} \\
&= \mathbf{V} \boldsymbol{\Sigma}^+ \mathbf{U}^\top. \qquad (\boldsymbol{\Sigma}^+ = \boldsymbol{\Sigma}^\top (\boldsymbol{\Sigma} \boldsymbol{\Sigma}^\top)^{-1})
\end{aligned}$$

**Case rank-deficient.**  $\mathbf{X}^+ = \mathbf{V} \boldsymbol{\Sigma}^+ \mathbf{U}^\top$ , where the upper-left side of  $\boldsymbol{\Sigma}^+ \in \mathbb{R}^{p \times n}$  is a diagonal matrix  $\text{diag}(\frac{1}{\sigma_1}, \frac{1}{\sigma_2}, \dots, \frac{1}{\sigma_r})$ . It can be easily verified that this definition of the pseudo-inverse satisfies the four criteria in Equation (C.6).

In either case, we have  $\boldsymbol{\Sigma}^+$  as the pseudo-inverse of  $\boldsymbol{\Sigma}$  with  $1/\sigma_1, 1/\sigma_2, \dots, 1/\sigma_r$  on its diagonal. We thus conclude the pseudo-inverse from SVD in Table C.2.

	$\mathbf{X}$	$\mathbf{X}^\top$	$\mathbf{X}^+$	$\mathbf{X}^{+\top}$
SVD	$\mathbf{U} \boldsymbol{\Sigma} \mathbf{V}^\top$	$\mathbf{V} \boldsymbol{\Sigma} \mathbf{U}^\top$	$\mathbf{V} \boldsymbol{\Sigma}^+ \mathbf{U}^\top$	$\mathbf{U} \boldsymbol{\Sigma}^+ \mathbf{V}^\top$

**Table C.2:** Pseudo-inverse in SVD.

From the pseudo-inverse via SVD, we can provide an alternative way to see the orthogonal projection in pseudo-inverses.

### Another Way to See the Orthogonal Projection in Pseudo-Inverse via SVD

We have shown previously that  $\mathbf{H} = \mathbf{X} \mathbf{X}^+$  is an orthogonal projection, so we only need to show that it projects onto  $\mathcal{C}(\mathbf{X})$ . For any vector  $\mathbf{y} \in \mathbb{R}^n$ , we have

$$\mathbf{H} \mathbf{y} = \mathbf{X} \mathbf{X}^+ \mathbf{y} = \mathbf{X} \boldsymbol{\beta}^+,$$

which is a linear combination of columns of  $\mathbf{X}$ . Thus,  $\mathcal{C}(\mathbf{H}) \subseteq \mathcal{C}(\mathbf{X})$ .

Moreover, since  $\mathbf{H}$  is an orthogonal projection, by Lemma 2.20 (p. 47), we have  $\text{rank}(\mathbf{H}) = \text{tr}(\mathbf{H}) = \text{tr}(\mathbf{X} \mathbf{X}^+) = \text{tr}(\mathbf{U} \boldsymbol{\Sigma} \mathbf{V}^\top \mathbf{V} \boldsymbol{\Sigma}^+ \mathbf{U}^\top) = \text{tr}(\mathbf{U} \boldsymbol{\Sigma} \boldsymbol{\Sigma}^+ \mathbf{U}^\top) = r$ , where  $\mathbf{U} \boldsymbol{\Sigma} \mathbf{V}^\top$  is the SVD of  $\mathbf{X}$ . Then,  $\mathcal{C}(\mathbf{H}) = \mathcal{C}(\mathbf{X})$ .

Similarly, we can prove  $\mathbf{P} = \mathbf{X}^+\mathbf{X}$  is the orthogonal projection onto the row space of  $\mathbf{X}$ .

We finally prove the important property of the four subspaces in the pseudo-inverse  $\mathbf{X}^+$  via SVD. Firstly, we need to show the following lemma that  $\mathbf{X}^+\mathbf{X}^{+\top}$  and  $\mathbf{X}^+$  have the same rank.

**Lemma C.20: (Rank of  $\mathbf{X}^+\mathbf{X}^{+\top}$ )**  $\mathbf{X}^+\mathbf{X}^{+\top}$  and  $\mathbf{X}^+$  have same rank.

**Proof** [of Lemma C.20] Let  $\boldsymbol{\beta} \in \mathcal{N}(\mathbf{X}^{+\top})$ , where  $\mathbf{X}^{+\top}$  is the transpose of  $\mathbf{X}^+$ , we have

$$\mathbf{X}^{+\top}\boldsymbol{\beta} = \mathbf{0} \quad \underline{\text{leads to}} \quad \mathbf{X}^+\mathbf{X}^{+\top}\boldsymbol{\beta} = \mathbf{0},$$

i.e.,  $\boldsymbol{\beta} \in \mathcal{N}(\mathbf{X}^{+\top}) \underline{\text{leads to}} \boldsymbol{\beta} \in \mathcal{N}(\mathbf{X}^+\mathbf{X}^{+\top})$ . Therefore,  $\mathcal{N}(\mathbf{X}^{+\top}) \subseteq \mathcal{N}(\mathbf{X}^+\mathbf{X}^{+\top})$ .

Further, let  $\boldsymbol{\beta} \in \mathcal{N}(\mathbf{X}^+\mathbf{X}^{+\top})$ , we have

$$\mathbf{X}^+\mathbf{X}^{+\top}\boldsymbol{\beta} = \mathbf{0} \quad \underline{\text{leads to}} \quad \boldsymbol{\beta}^\top \mathbf{X}^+\mathbf{X}^{+\top}\boldsymbol{\beta} = 0 \quad \underline{\text{leads to}} \quad \|\mathbf{X}^{+\top}\boldsymbol{\beta}\|^2 = 0 \quad \underline{\text{leads to}} \quad \mathbf{X}^{+\top}\boldsymbol{\beta} = \mathbf{0},$$

i.e.,  $\boldsymbol{\beta} \in \mathcal{N}(\mathbf{X}^+\mathbf{X}^{+\top}) \underline{\text{leads to}} \boldsymbol{\beta} \in \mathcal{N}(\mathbf{X}^{+\top})$ . Therefore,  $\mathcal{N}(\mathbf{X}^+\mathbf{X}^{+\top}) \subseteq \mathcal{N}(\mathbf{X}^{+\top})$ . As a result, we obtain  $\mathcal{N}(\mathbf{X}^{+\top}) = \mathcal{N}(\mathbf{X}^+\mathbf{X}^{+\top})$  and  $\dim(\mathcal{N}(\mathbf{X}^{+\top})) = \dim(\mathcal{N}(\mathbf{X}^+\mathbf{X}^{+\top}))$ . As per the fundamental theorem of linear algebra in Theorem 2.4 (p. 28),  $\mathbf{X}^+\mathbf{X}^{+\top}$  and  $\mathbf{X}^+$  have the same rank. ■

The lemma above offers an alternative approach to demonstrating the four subspaces in the pseudo-inverse.

### Another Way to See the Subspaces in Pseudo-Inverse via SVD

From Lemma B.17 (p. 185), consider the symmetric matrix and its spectral decomposition:  $\mathbf{X}^+\mathbf{X}^{+\top} = \mathbf{V}(\boldsymbol{\Sigma}^\top\boldsymbol{\Sigma})^{-1}\mathbf{V}^\top$ ,  $\mathcal{C}(\mathbf{X}^+\mathbf{X}^{+\top})$  is spanned by the eigenvectors. Thus,  $\{\mathbf{v}_1, \mathbf{v}_2, \dots, \mathbf{v}_r\}$  is an orthonormal basis of  $\mathcal{C}(\mathbf{X}^+\mathbf{X}^{+\top})$ .

We have the following results:

1.  $\mathbf{X}^+\mathbf{X}^{+\top}$  is symmetric, then the row space of  $\mathbf{X}^+\mathbf{X}^{+\top}$  equals to the column space of  $\mathbf{X}^+\mathbf{X}^{+\top}$ .
2. All columns of  $\mathbf{X}^+\mathbf{X}^{+\top}$  are combination of columns of  $\mathbf{X}^+$ , so the column space of  $\mathbf{X}^+\mathbf{X}^{+\top} \subseteq$  the column space of  $\mathbf{X}^+$ , i.e.,  $\mathcal{C}(\mathbf{X}^+\mathbf{X}^{+\top}) \subseteq \mathcal{C}(\mathbf{X}^+)$ .
3.  $\text{rank}(\mathbf{X}^+\mathbf{X}^{+\top}) = \text{rank}(\mathbf{X}^+)$  by Lemma C.20.

Consequently, the row space of  $\mathbf{X}^+\mathbf{X}^{+\top} =$  the column space of  $\mathbf{X}^+\mathbf{X}^{+\top} =$  the column space of  $\mathbf{X}^+$ , i.e.,  $\mathcal{C}(\mathbf{X}^+\mathbf{X}^{+\top}) = \mathcal{C}(\mathbf{X}^+)$ . Consequently,  $\{\mathbf{v}_1, \mathbf{v}_2, \dots, \mathbf{v}_r\}$  constitutes an orthonormal basis of  $\mathcal{C}(\mathbf{X}^+)$ . We also proved in Lemma 2.13 (p. 42) that  $\{\mathbf{v}_1, \mathbf{v}_2, \dots, \mathbf{v}_r\}$  is an orthonormal basis of the row space of  $\mathbf{X}$  (i.e., basis of  $\mathcal{C}(\mathbf{X}^\top)$ ). Thus,  $\mathcal{C}(\mathbf{X}^+) = \mathcal{C}(\mathbf{X}^\top)$ , as shown in Figure C.2.

Similarly, if we apply this process to  $\mathbf{X}^{+\top}\mathbf{X}^+$ , we can show that the row space of  $\mathbf{X}^+$  is equal to the column space of  $\mathbf{X}$ , and the null space of  $\mathbf{X}^+$  is equal to the null space of  $\mathbf{X}^\top$ .

Moreover, for  $\beta^+$  in row space of  $\mathbf{X}$ , we have  $\beta^+ = \sum_{i=1}^r x_i \mathbf{v}_i$  since  $\{\mathbf{v}_1, \mathbf{v}_2, \dots, \mathbf{v}_r\}$  is an orthonormal basis for the row space of  $\mathbf{X}$  (see Lemma 2.13, p. 42). For vector  $\hat{\mathbf{y}} = \mathbf{X}\beta^+$  in the column space of  $\mathbf{X}$ , we have  $\hat{\mathbf{y}} = \mathbf{U}\Sigma\mathbf{V}^\top\beta^+$  and

$$\mathbf{X}^+\hat{\mathbf{y}} = \mathbf{V}\Sigma^+\mathbf{U}^\top\mathbf{U}\Sigma\mathbf{V}^\top\beta^+ = \mathbf{V}\Sigma^+\Sigma\mathbf{V}^\top\beta^+ = \left(\sum_{i=1}^r \mathbf{v}_i\mathbf{v}_i^\top\right) \left(\sum_{i=1}^r x_i\mathbf{v}_i\right) = \sum_{i=1}^r x_i\mathbf{v}_i = \beta^+.$$

For vector  $\mathbf{e}$  in the null space of  $\mathbf{X}^\top$ , we have  $\mathbf{X}^+\mathbf{e} = \mathbf{0}$  since  $\mathcal{N}(\mathbf{X}^+) = \mathcal{N}(\mathbf{X}^\top)$ . Any vector  $\mathbf{y} \in \mathbb{R}^n$  can be decomposed into  $\mathbf{y} = \hat{\mathbf{y}} + \mathbf{e}$ , where  $\hat{\mathbf{y}}$  is a vector in the column space of  $\mathbf{X}$ , and  $\mathbf{e}$  is a vector in the null space of  $\mathbf{X}^\top$ . That is,

$$\mathbf{X}^+\hat{\mathbf{y}} = \mathbf{X}^+\mathbf{y} = \beta^+,$$

where  $\beta^+$  is in the row space of  $\mathbf{X}$ .

In conclusion, for any vector  $\beta^+$  in row space of  $\mathbf{X}$ , we have

$$\hat{\mathbf{y}} = \mathbf{X}\beta^+ \quad \underline{\text{leads to}} \quad \mathbf{X}^+\hat{\mathbf{y}} = \beta^+,$$

and the relationship is depicted in Figure C.2.

---

# BIBLIOGRAPHY

- [1] Amir Beck. *Introduction to nonlinear optimization: Theory, algorithms, and applications with MATLAB*. SIAM, 2014. 3, 59
- [2] James Bennett, Stan Lanning, et al. The Netflix prize. In *Proceedings of KDD cup and workshop*, volume 2007, page 35. New York, NY, USA., 2007. 56
- [3] Peter J Bickel and Kjell A Doksum. *Mathematical statistics: basic ideas and selected topics, volumes I-II package*. CRC Press, 2015. 113
- [4] Christopher M Bishop. Pattern recognition. *Machine learning*, 128(9), 2006. 45
- [5] George EP Box and Norman R Draper. *Empirical model-building and response surfaces*. John Wiley & Sons, 1987. 130
- [6] Lyle D Broemeling. *Bayesian analysis of linear models*. CRC Press, 2017. 107
- [7] A Colin Cameron and Pravin K Trivedi. *Microeconometrics: methods and applications*. Cambridge university press, 2005. 113
- [8] Ronald Christensen. *Linear models for multivariate, time series, and spatial data*, volume 1. Springer, 1991. 25
- [9] Pierre Comon, Xavier Luciani, and André LF De Almeida. Tensor decompositions, alternating least squares and other tales. *Journal of Chemometrics: A Journal of the Chemometrics Society*, 23(7-8):393–405, 2009. 57
- [10] Robyn M Dawes and Bernard Corrigan. Linear models in decision making. *Psychological bulletin*, 81(2):95, 1974. 25
- [11] Dipak K Dey, Sujit K Ghosh, and Bani K Mallick. *Generalized linear models: A Bayesian perspective*. CRC Press, 2000. 107
- [12] Ludwig Fahrmeir, Thomas Kneib, Stefan Lang, and Brian Marx. *Regression*. Springer, 2007. 130



- [13] Ricardo D Fierro and Per Christian Hansen. Low-rank revealing UTV decompositions. *Numerical Algorithms*, 15(1):37–55, 1997. 38
- [14] Leslie V Foster. Solving rank-deficient and ill-posed problems using UTV and QR factorizations. *SIAM journal on matrix analysis and applications*, 25(2):582–600, 2003. 40
- [15] John Fox. *Applied regression analysis, linear models, and related methods*. Sage Publications, Inc, 1997. 25
- [16] Andrew Gelman, John B Carlin, Hal S Stern, David B Dunson, Aki Vehtari, and Donald B Rubin. *Bayesian data analysis*. CRC press, 2013. 136
- [17] Stuart Geman and Donald Geman. Stochastic relaxation, Gibbs distributions, and the Bayesian restoration of images. *IEEE Transactions on pattern analysis and machine intelligence*, (6):721–741, 1984. 135, 136
- [18] Paris V Giampouras, Athanasios A Rontogiannis, and Konstantinos D Koutroumbas. Alternating iteratively reweighted least squares minimization for low-rank matrix factorization. *IEEE Transactions on Signal Processing*, 67(2):490–503, 2018. 57
- [19] Gene H Golub and Charles F Van Loan. *Matrix computations*, volume 3. JHU press, 2013. 38, 40
- [20] Allan Gut. Convergence. In *An Intermediate Course in Probability*, pages 117–145. Springer, 2009. 113
- [21] Allan Gut. Quadratic forms and Cochran’s theorem. In *An Intermediate Course in Probability*, pages 117–145. Springer, 2009. 89, 94, 160
- [22] Bruce Hansen. Econometrics, unpublished notes. 2007. 113
- [23] Wolfgang Karl Härdle and Léopold Simar. *Applied multivariate statistical analysis*. Springer Nature, 2007. 15
- [24] Fumio Hayashi. *Econometrics*. Princeton University Press, 2011. 113
- [25] Peter D Hoff. *A first course in Bayesian statistical methods*, volume 580. Springer, 2009. 3, 130, 136
- [26] GS James. Notes on a theorem of Cochran. In *Mathematical Proceedings of the Cambridge Philosophical Society*, volume 48, pages 443–446. Cambridge University Press, 1952. 94
- [27] Samuel Kotz, Tomasz Kozubowski, and Krzysztof Podgórski. *The Laplace distribution and generalizations: A revisit with applications to communications, economics, engineering, and finance*. Number 183. Springer Science & Business Media, 2001. 15
- [28] John Kruschke. Doing Bayesian data analysis: A tutorial with R, JAGS, and Stan. 2014. 133

- 
- [29] John K Kruschke and Torrin M Liddell. Bayesian data analysis for newcomers. *Psychonomic bulletin & review*, 25(1):155–177, 2018. 136
- [30] PW Lane. Generalized linear models in soil science. *European Journal of Soil Science*, 53(2):241–251, 2002. 25
- [31] Jun Lu. Machine learning modeling for time series problem: Predicting flight ticket prices. *arXiv preprint arXiv:1705.07205*, 2017. 25
- [32] Jun Lu. Numerical matrix decomposition and its modern applications: A rigorous first course. *arXiv preprint arXiv:2107.02579*, 2021. 33, 34, 37, 38, 40, 58, 59, 62, 170, 175, 191
- [33] Jun Lu. Revisit the fundamental theorem of linear algebra. *arXiv preprint arXiv:2108.04432*, 2021. 30
- [34] Jun Lu. A survey on Bayesian inference for Gaussian mixture model. *arXiv preprint arXiv:2108.11753*, 2021. 127
- [35] Jun Lu. Bayesian low-rank interpolative decomposition for complex datasets. *arXiv preprint arXiv:2205.14825*, *Studies in Engineering and Technology*, 9(1):1–12, 2022. 139
- [36] Jun Lu. Comparative study of inference methods for interpolative decomposition. *arXiv preprint arXiv:2206.14542*, 2022. 139
- [37] Jun Lu. Matrix decomposition and applications. *arXiv preprint arXiv:2201.00145*, 2022. 33
- [38] Jun Lu. Bayesian matrix decomposition and applications. *arXiv preprint arXiv:2302.11337*, 2023. 22
- [39] Jun Lu and Minhui Wu. A note on VIX for postprocessing quantitative strategies. *arXiv preprint arXiv:2207.04887*, 2022. 25
- [40] Jun Lu and Shao Yi. Reducing overestimating and underestimating volatility via the augmented blending-ARCH model. *Applied Economics and Finance*, 9(2):48–59, 2022. 25
- [41] Henry B Mann and Abraham Wald. On stochastic limit and order relationships. *The Annals of Mathematical Statistics*, 14(3):217–226, 1943. 117
- [42] Raphael A Mrode. *Linear models for the prediction of animal breeding values*. Cabi, 2014. 25
- [43] Peter Müller and Fernando A Quintana. Nonparametric Bayesian data analysis. *Statistical science*, 19(1):95–110, 2004. 136
- [44] Yann Ollivier. Laplace’s rule of succession in information geometry. In *International Conference on Geometric Science of Information*, pages 311–319. Springer, 2015. 129

- [45] Victor M Panaretos. Statistics for mathematicians. *Compact Textbook in Mathematics. Birkhäuser/Springer*, 142:9–15, 2016. 3, 92, 103, 113
- [46] John O Rawlings, Sastry G Pantula, and David A Dickey. *Applied regression analysis: A research tool*. Springer Science & Business Media, 2001. 91
- [47] Alvin C Rencher and G Bruce Schaalje. *Linear models in statistics*. John Wiley & Sons, 2008. 136
- [48] Lawrence R Schaeffer. Application of random regression models in animal breeding. *Livestock Production Science*, 86(1-3):35–45, 2004. 25
- [49] Wil HA Schilders. Solution of indefinite linear systems using an LQ decomposition for the linear constraints. *Linear algebra and its applications*, 431(3-4):381–395, 2009. 35
- [50] Peter Šemrl. On a matrix version of Cochran’s statistical theorem. *Linear algebra and its applications*, 237:477–487, 1996. 94
- [51] Jun Shao. *Mathematical statistics*. Springer Science & Business Media, 2003. 113
- [52] Gilbert W Stewart. On the early history of the singular value decomposition. *SIAM review*, 35(4):551–566, 1993. 42
- [53] Gilbert Strang. The fundamental theorem of linear algebra. *The American Mathematical Monthly*, 100(9):848–855, 1993. 30
- [54] Gilbert Strang. *Introduction to linear algebra*. Wellesley-Cambridge Press Wellesley, 4th edition, 2009. 3
- [55] Gilbert Strang. *Linear algebra for everyone*. Wellesley-Cambridge Press Wellesley, 2021. 3, 167, 170
- [56] Gilbert Strang and Cleve Moler. LU and CR elimination. *SIAM Review*, 64(1):181–190, 2022. 167
- [57] Gábor Takács and Domonkos Tikk. Alternating least squares for personalized ranking. In *Proceedings of the sixth ACM conference on Recommender systems*, pages 83–90, 2012. 57
- [58] Henri Theil. Economic forecasts and policy. 1961. 91
- [59] Valentin F Turchin. On the computation of multidimensional integrals by the Monte-Carlo method. *Theory of Probability & Its Applications*, 16(4):720–724, 1971. 135, 136
- [60] Chi Song Wong, Joe Masaro, and Tonghui Wang. Multivariate versions of Cochran’s theorems. *Journal of multivariate analysis*, 39(1):154–174, 1991. 94
- [61] Jeffrey M Wooldridge. *Econometric analysis of cross section and panel data*. MIT press, 2010. 113

- [62] Hui-Hua Wu and Shanhe Wu. Various proofs of the Cauchy-Schwarz inequality. *Octagon mathematical magazine*, 17(1):221–229, 2009. 162
- [63] Ping Yu. Econometric theory I, unpublished notes. 2021. 113
- [64] Arnold Zellner. On assessing prior distributions and Bayesian regression analysis with g-prior distributions. *Bayesian inference and decision techniques*, 1986. 132
- [65] Xian-Da Zhang. *Matrix analysis and applications*. Cambridge University Press, 2017. 45



---

# ALPHABETICAL INDEX

- F*-distribution, 80, 98
- F*-test, 97, 98
- $R^2$  estimator, 91
- $R^2$  test, 89
- p*-value, 98
- t*-distribution, 78
  
- Adjusted  $R^2$  estimator, 91
- ALS, 56, 57
- Alternating least squares, 56
- Analysis of variance, 89
- ANOVA, 89, 90
- ANOVA decomposition, 89, 92
- Asymptotic normality, 122, 123
- Asymptotic theory, 115
  
- Basis, 6
- Basis function, 145
- Bayesian estimator, 129
- Bayesian variable selection, 137
- Bayes' rule, 127
- Bayes' theorem, 127
- Best linear unbiased estimator, 83, 101
- Best unbiased estimator, 83
- Beta distribution, 22, 128
- Beta-Bernoulli model, 128
- Bias-variance decomposition, 82, 102
- Biased estimator, 70, 115
- Binomial distribution, 16
- BLUE, 101
  
- BUE, 83
  
- Cauchy-Schwarz inequality, 162
- Central limit theorem, 116
- Change solution set, 27
- Chebyshev's inequality, 163
- Chi-square distribution, 78
- CMT, 117
- Cochran's theorem, 94, 95, 158
- Column basis, 157
- Column space, 6, 52
- Conditional independence, xx
- Conjugate prior, 128
- Consistency, 115, 120, 121
- Continuous mapping theorem, 117
- Continuously differentiability, 10
- Convergence analysis, 113
- Convex functions, 26
- Convexity, 57
- Coordinate descent algorithm, 57
- Covariance, xx
- CR decomposition, 167
- Cramér-Rao lower bound, 103
- Cramér-Wold device, 119
- Cross-validation, 62
  
- Degree of freedom, 82, 90
- Degree of freedom in ANOVA, 90
- Derivative, xx
- Determinant, xix, 178

- Dimension, 6, 157  
 Distribution theory, 75  
  
 Eckart-Young-Mirsky theorem, 42  
 Eigenvalue, 5  
 Eigenvector, 5  
 Element-wise product, Hadamard  
     product, xix  
 Equivalence between OLS and GLS, 110  
 Exponential distribution, 18  
  
 Fermat's theorem, 25, 63  
 Floating-point operation, 33  
 Frobenius norm, 10  
 Full and reduced, 37, 40, 186  
 Full column rank, 31  
 Full conjugate prior, 140  
 Fundamental spaces, 7, 38  
 Fundamental theorem, 42  
 Fundamental theorem of linear algebra,  
     29, 30, 43, 188  
  
 Gamma distribution, 19, 21  
 Gauss-Markov, 101  
 Gaussian distribution, 13  
 Gaussian disturbance, 68, 77, 150  
 Gaussian kernel, 147  
 Gaussian noise, 67  
 Gaussian process, 145  
 Gaussian processes, 148  
 Gaussian sampling, 91  
 Generalized inverse, 194  
 Generalized least squares (GLS), 110  
 Generalized linear model (GLM), 107  
 Generalized norm, 108  
 Generalized orthogonal projection, 107,  
     108  
 Geometry interpretation, 45, 55  
 Gibbs sampler, 135  
 Gibbs sampling, 135  
 Global minimum, 57  
 Gram-Schmidt process, 173  
 Graph, xix  
  
 Hadamard product, xix  
 Hat matrix, 55  
  
 Hessian matrix, xx  
 Heteroskedastic, 120, 124  
 Homoskedastic, 120, 124  
  
 Idempotent decomposition, 158  
 Idempotent matrix, 9, 46, 47  
 In-sample error, 83  
 Independence, xx  
 Inequalities, 162  
 Inner product, 108  
 Integral, xx  
 Integration by parts, 19  
 Inverse-Gamma distribution, 21  
 Invertible matrix, 9  
  
 Jacobian matrix, xx  
 Joint convergence, 114  
  
 Kernel trick, 145  
 Kullback-Leibler divergence, xx  
  
 Laplace distribution, 15  
 Laplace's add-one rule, 129  
 Large-sample properties, 113  
 Law of large numbers, 115  
 Learning curve, 83  
 Least squares, 39  
 Left inverse, 192  
 Left null space, 6  
 Likelihood function, 68  
 Linear kernel, 147  
 Linear model, 193  
 Linear system, 193  
 Linearly independent, 6  
 Log-likelihood function, 68  
 Low-rank approximation, 42  
 LQ decomposition, 35  
  
 Mann-Wald theorem, 117  
 Marginal distribution, 150  
 Markov's inequality, 162  
 Mask vector, 137  
 Matlab notation, 4  
 Matrix, xviii, xix  
 Matrix indexing, xix  
 Matrix norm, 10  
 Maximum likelihood estimator, 67

- Minimum MSE estimator, 83  
 Minimum variance unbiased, 103  
 Minimum variance unbiased estimator, 102  
 Model selection, 89  
 Multivariate Gaussian distribution, 16  
 MVU, 103  
  
 Nested projection, 53  
 Netflix, 56  
 Newton-Raphson iteration, 70  
 Nonnegative eigenvalues, 186  
 Nonsingular matrix, 9  
 Norm, xxi  
 Norm ratio, 45  
 Normal equation, 26  
 Notation, xviii  
 Null space, 6  
  
 OLS by algebra, 28  
 OLS by calculus, 25  
 One-sided inverse, 191  
 Orthogonal, 182  
 Orthogonal complement, 7  
 Orthogonal matrix, 7, 174  
 Orthogonal projection, 48, 55, 107, 172  
 Orthogonal vs orthonormal, 174  
 Orthonormal basis, 42, 174, 175  
 Out-of-sample evaluation, 83  
  
 Permutation matrix, 7  
 Polynomial kernel, 147  
 Positive definite, 8  
 Positive semidefinite, 8, 54, 95, 147  
 Principle of invariance, 136  
 Project vector, 172  
 Projection matrix, 48  
 Pseudo-inverse, 190, 200  
 Pseudo-inverse in SVD, 204  
  
 QR decomposition, 31, 172  
 Quadratic expectation, 161  
  
 Random noise, 54, 67  
 Rank, 6, 157, 185, 187  
 Rank decomposition, 170, 171  
 Rank-additivity, 158  
  
 Rank-deficiency, 28, 42, 204  
 Rank-deficient, 39, 42, 204  
 Rank-nullity, 7  
 Reduced row echelon form, 47, 167–169  
 Reflexive generalized inverse, 197  
 Regularization, 61  
 Ridge regression, 131, 132  
 Right inverse, 192  
 Right null space, 6  
 Row basis, 157  
 Row echelon form, 168  
  
 Sampling distribution, 76, 77, 80  
 Scalar, xviii, xix  
 Schur decomposition, 177  
 Schwarz matrix inequality, 162  
 Second-order partial derivative, 10  
 Semi-conjugate prior, 132, 141  
 Set, xix  
 Sets, xviii  
 Shannon entropy, xx  
 Sigmoid, xxi  
 Similar matrices, 177  
 Similar matrix, 177  
 Singular matrix, 9  
 Singular value decomposition, 40  
 Slutsky's theorem, 117, 121  
 Softplus, xxi  
 Span, 5  
 Spectral decomposition, 46  
 Spectral theorem, 46  
 Spectrum, 5  
 Subspace, 5  
 Symmetric in terms of inner product, 108  
 Symmetric matrix, 177, 182, 183, 185  
 Symmetric projection, 54  
 Symmetry, 108  
  
 Tensor, xviii, xix  
 The Delta method, 118  
 Trace, 177  
 Trace trick, 161  
 Transpose, xix  
 Truncated SVD, 42, 45  
  
 ULV decomposition, 38



Unbiased estimator, 70, 75, 83, 91, 92,  
115

Unbiasedness, 75

Uniqueness, 53, 175, 176, 201

URV decomposition, 38

UTV framework, 38

Variable selection, 95, 98, 137

Variance, xx

Vector, xviii, xix

Vector norm, 10

WCLT, 116

Weighted least squares (WLS), 110

Weighted sum central limit theorem, 116

Zeller's  $g$ -prior, 132, 136

Zero-mean prior, 130, 148