

A rigorous introduction to linear models

Jun Lu

JUN.LU.LOCKY@GMAIL.COM

arXiv:2105.04240v4 [cs.LG] 31 Jul 2022

This book is meant to provide an introduction to linear models and the theories behind them. Our goal is to give a rigorous introduction to the readers with prior exposure to ordinary least squares. In machine learning, the output is usually a nonlinear function of the input. Deep learning even aims to find a nonlinear dependence with many layers which requires a large amount of computation. However, most of these algorithms build upon simple linear models. We then describe linear models from different views and find the properties and theories behind the models. The linear model is the main technique in regression problems and the primary tool for it is the least squares approximation which minimizes a sum of squared errors. This is a natural choice when we're interested in finding the regression function which minimizes the corresponding expected squared error. This book is primarily a summary of purpose, significance of important theories behind linear models, e.g., distribution theory, minimum variance estimator. We first describe ordinary least squares from three different points of view upon which we disturb the model with random noise and Gaussian noise. By Gaussian noise, the model gives rise to the likelihood so that we introduce a maximum likelihood estimator. It also develops some distribution theories via this Gaussian disturbance. The distribution theory of least squares will help us answer various questions and introduce related applications. We then prove least squares is the best unbiased linear model in the sense of mean squared error and most importantly, it actually approaches the theoretical limit. We end up with linear models with the Bayesian approach and beyond. The mathematical prerequisites are a first course in linear algebra and a first course in statistics. Other than this modest background, the development is self-contained, with rigorous proofs provided throughout.

Linear models have become a core technology in machine learning, largely due to the development of concatenation of simple linear models into complex non-linear models such as neural networks. The sole aim of this book is to give a self-contained introduction to concepts and mathematical tools in theory behind linear models and rigorous analysis in order to seamlessly introduce linear model methods and their applications in subsequent sections. However, we clearly realize our inability to cover all the useful and interesting results concerning linear models and given the paucity of scope to present this discussion, e.g., the separated analysis of the LASSO, the ridge regression, and the convex description

of least squares. We refer the reader to literature in the field of linear models for a more detailed introduction to the related fields. Some excellent examples include ([Strang, 2009](#); [Panaretos, 2016](#); [Strang, 2009](#); [Hoff, 2009](#); [Strang, 2021](#)).

Keywords

Fundamental theory of linear algebra, Orthogonal projection matrix, Out-of-sample error, Gauss-Markov, Cochran's theorem, Cramér-Rao lower bound (CRLB), Minimum variance unbiased estimator, Distribution theory of linear models, Asymptotic theory, Connection between Bayesian approach and Gaussian process, Variable selection.

Contents

0.1	Introduction and Background	9
1	Least Squares Approximations	17
1.1	Least Squares Approximations	18
1.2	By Calculus	18
1.3	By Algebra: Least Squares in Fundamental Theorem of Linear Algebra . . .	21
1.3.1	Fundamental Theorem of Linear Algebra	21
1.3.2	By Algebra: Least Squares in Fundamental Theorem of Linear Algebra	22
1.4	Least Squares via Full QR Decomposition for Full Column Rank Matrix . .	23
1.4.1	LQ Decomposition	26
1.5	Least Squares via UTV Decomposition for Rank Deficient Matrix	27
1.6	Least Squares via Full SVD for Rank Deficient Matrix	32
1.7	By Geometry and Orthogonal Projection	37
1.7.1	Properties of Symmetric and Idempotent Matrices	37
1.7.2	By Geometry and Orthogonal Projection	40
1.7.3	Properties of Orthogonal Projection Matrices	44
1.8	By Geometry with Noise Disturbance	47
2	Linear Model under Gaussian Disturbance	49
2.1	From Random Noise to Gaussian Noise	50
2.2	Maximum Likelihood Estimator	50
3	Distribution Theory of Least Squares	53
3.1	Distribution Theory of Least Squares	54
3.2	Unbiasedness under Moment Assumption	54
3.3	Sampling Distribution of Least Squares under Gaussian Disturbance	55
3.4	Sampling Distribution of Sum of Squares due to Error under Gaussian Dis- turbance	56
3.4.1	χ^2 -Distribution, t -distribution, and F -distribution	57
3.4.2	Sampling Distribution	60

3.5	Learning Curve of Least Squares under Gaussian Disturbance	63
4	Model Selection and Analysis of Variance (ANOVA)	67
4.1	Model Selection and Analysis of Variance (ANOVA)	68
4.2	R^2 test and ANOVA Decomposition	68
4.2.1	Degree of Freedom	69
4.2.2	R^2 Estimator and Adjusted R^2 Estimator	70
4.2.3	ANOVA Decomposition	71
4.2.4	Cochran's Theorem: Another Proof for Lemma 4.4	73
4.3	Variable Selection	74
4.3.1	F -test	77
4.3.2	Variable Selection Procedure	78
5	Best Linear Unbiased Estimator and Minimum Variance Unbiased Estimator	79
5.1	Best Linear Unbiased Estimator (BLUE)	80
5.2	Minimum Variance Unbiased (MVU) Estimator	81
6	Generalized Linear Model (GLM)	85
6.1	Generalized Linear Model (GLM)	86
6.2	Orthogonal Projection in Generalized Linear Model	86
6.3	Equivalence between OLS and Generalized Least Squares (GLS)	89
7	Large-Sample Properties in Least Squares Estimator*	91
7.1	Convergence Results*	92
7.1.1	Convergence*	92
7.1.2	Asymptotic Theory*	94
7.2	Assumptions Restated*	99
7.3	Asymptotics for the LS Estimator*	99
7.3.1	Consistency*	99
7.3.2	Asymptotic Normality under Noise Moment Assumption*	101
7.3.3	Asymptotic Normality under Higher Moment Assumption*	103
8	The Bayesian Approach	105
8.1	The Bayesian Approach	106
8.2	An Appetizer: Beta-Bernoulli Model	106
8.3	Bayesian Linear Model: Zero-Mean Prior	110
8.3.1	Zeller's g -Prior and Variable Transformation	112
8.4	Bayesian Linear Model: Semiconjugate Prior Distribution	112
8.4.1	Gibbs Sampling with Two Variables	115
8.4.2	Zeller's g -Prior	116
8.4.3	Bayesian Variable Selection	117
8.5	Bayesian Linear Model: Full Conjugate Prior	120

9	Beyond Bayesian Approach: Gaussian Process Regression	124
9.1	Beyond Bayesian Approach: Gaussian Process Regression	125
9.2	Predictive Distribution of Bayesian Linear Model with Zero-Mean Prior . .	125
9.3	Kernels In A Nutshell	126
9.4	Gaussian Process from Zero-Mean Prior	128
9.4.1	Noise-Free Observations	128
9.4.2	Noisy Observations	130
9.4.3	Further Extension, Generalized Gaussian Process	130
9.5	Limitations of Gaussian Process from Non Zero-Mean Prior*	133
A	Linear Algebra	134
A.1	Dimension of Column Space and Row Space	135
A.2	Fundamental Theorem of Linear Algebra	136
A.3	Similar Matrices	137
A.4	Cochran's Theorem	138
B	Matrix Decomposition	141
B.1	CR Decomposition	142
B.1.1	Existence of the CR Decomposition	142
B.1.2	Reduced Row Echelon Form (RREF)	143
B.1.3	Rank Decomposition	145
B.2	QR Decomposition	147
B.2.1	Project a Vector Onto Another Vector	147
B.2.2	Project a Vector Onto a Plane	147
B.2.3	Existence of the QR Decomposition via the Gram-Schmidt Process .	148
B.2.4	Orthogonal vs Orthonormal	149
B.2.5	Property of the QR Decomposition	150
B.2.6	Computing the Reduced QR Decomposition via the Gram-Schmidt Process	150
B.2.7	Full QR Decomposition via the Gram-Schmidt Process	151
B.2.8	Dependent Columns	151
B.2.9	Existence of the QR Decomposition via the Householder Reflector .	152
B.2.10	Existence of the QR Decomposition via the Givens Rotation	155
B.2.11	Uniqueness of the QR Decomposition	161
B.3	Schur Decomposition	163
B.3.1	Existence of the Schur Decomposition	163
B.3.2	Other Forms of the Schur Decomposition	165
B.4	Spectral Decomposition (Theorem)	167
B.5	Singular Value Decomposition (SVD)	171
B.5.1	Existence of the SVD	171
B.5.2	Property of the SVD	173

C	Pseudo-Inverse	174
C.1	Pseudo-Inverse	175
C.1.1	One-sided Inverse	175
C.1.2	Generalized Inverse (g-inverse)	178
C.1.3	Reflexive Generalized Inverse (rg-inverse)	181
C.1.4	Pseudo-Inverse	185
C.1.5	Pseudo-Inverse in SVD	189
D	Others	193
D.1	Trace Trick for Quadratic Expectation of Random Variable	194
D.2	Famous Inequalities	195
D.3	Taylor's Expansion	197

0.1. Introduction and Background

This book is meant to provide an introduction to linear models and the theories behind them. Our goal is to give a rigorous introduction to the readers with prior exposure to ordinary least squares. In machine learning, the output is usually a nonlinear function of the input. Deep learning even aims to find a nonlinear dependence with many layers which requires a large amount of computation. However, most of these algorithms build upon simple linear models. We then describe linear models from different views and find the properties and theories behind the models. The linear model is the main technique in regression problems and the primary tool for it is the least squares approximation which minimizes a sum of squared errors. This is a natural choice when we're interested in finding the regression function which minimizes the corresponding expected squared error. This book is primarily a summary of purpose, significance of important theories behind linear models, e.g., distribution theory, minimum variance estimator. We first describe ordinary least squares from three different points of view upon which we disturb the model with random noise and Gaussian noise. By Gaussian noise, the model gives rise to the likelihood so that we introduce a maximum likelihood estimator. It also develops some distribution theories via this Gaussian disturbance. The distribution theory of least squares will help us answer various questions and introduce related applications. We then prove least squares is the best unbiased linear model in the sense of mean squared error and most importantly, it actually approaches the theoretical limit. We end up with linear models with the Bayesian approach and beyond. The mathematical prerequisites are a first course in linear algebra and a first course in statistics. Other than this modest background, the development is self-contained, with rigorous proofs provided throughout.

Linear models have become a core technology in machine learning, largely due to the development of concatenation of simple linear models into complex non-linear models such as neural networks. The sole aim of this book is to give a self-contained introduction to concepts and mathematical tools in theory behind linear models and rigorous analysis in order to seamlessly introduce linear model methods and their applications in subsequent sections. However, we clearly realize our inability to cover all the useful and interesting results concerning linear models and given the paucity of scope to present this discussion, e.g., the separated analysis of the LASSO, the ridge regression, and the convex description of least squares. We refer the reader to literature in the field of linear models for a more detailed introduction to the related fields. Some excellent examples include [Strang \(2009\)](#); [Panaretos \(2016\)](#); [Strang \(2009\)](#); [Hoff \(2009\)](#); [Strang \(2021\)](#).

Notation and preliminaries In the rest of this section we will introduce and recap some basic knowledge about linear algebra. For the rest of the important concepts, we define and discuss them as per need for clarity. Readers with enough background in matrix analysis can skip this section. In the text, we simplify matters by considering only matrices that are real. Without special consideration, the eigenvalues of the discussed matrices are also real. We also assume throughout that $\|\cdot\| = \|\cdot\|_2$.

In all cases, scalars will be denoted in a non-bold font possibly with subscripts (e.g., a , α , α_i). We will use **boldface** lower case letters possibly with subscripts to denote vectors (e.g., $\boldsymbol{\mu}$, \boldsymbol{x} , \boldsymbol{x}_n , \boldsymbol{z}) and **boldface** upper case letters possibly with subscripts to denote matrices

(e.g., \mathbf{X} , \mathbf{L}_j). The i -th element of a vector \mathbf{z} will be denoted by \mathbf{z}_i in bold font (or z_i in the non-bold font).

The n -th element in a sequence is denoted by a superscript in parentheses, e.g., $\mathbf{X}^{(n)}$ denotes the n -th matrix in a sequence, $\mathbf{x}^{(k)}$ denotes the k -th vector in a sequence.

Subarrays are formed when a subset of the indices is fixed. *The i -th row and j -th column value of matrix \mathbf{X} (entry (i, j) of \mathbf{X}) will be denoted by \mathbf{X}_{ij} if block submatrices are involved, or by x_{ij} alternatively if block submatrices are not involved.* Furthermore, it will be helpful to utilize the **Matlab-style notation**, the i -th row to the j -th row and the k -th column to the m -th column submatrix of the matrix \mathbf{X} will be denoted by $\mathbf{X}_{i:j,k:m}$. A colon is used to indicate all elements of a dimension, e.g., $\mathbf{X}_{:,k:m}$ denotes the k -th column to the m -th column of the matrix \mathbf{X} , and $\mathbf{X}_{:,k}$ denotes the k -th column of \mathbf{X} . Alternatively, the k -th column of \mathbf{X} may be denoted more compactly by \mathbf{x}_k .

When the index is not continuous, given ordered subindex sets I and J , $\mathbf{X}[I, J]$ denotes the submatrix of \mathbf{X} obtained by extracting the rows and columns of \mathbf{X} indexed by I and J , respectively; and $\mathbf{X}[:, J]$ denotes the submatrix of \mathbf{X} obtained by extracting the columns of \mathbf{X} indexed by J where again the colon operator implies all indices.

Definition 0.1 (Matlab Notation) Suppose $\mathbf{X} \in \mathbb{R}^{n \times p}$, and $I = [i_1, i_2, \dots, i_k]$ and $J = [j_1, j_2, \dots, j_l]$ are two index vectors, then $\mathbf{X}[I, J]$ denotes the $k \times l$ submatrix

$$\mathbf{X}[I, J] = \begin{bmatrix} \mathbf{X}_{i_1, j_1} & \mathbf{X}_{i_1, j_2} & \cdots & \mathbf{X}_{i_1, j_l} \\ \mathbf{X}_{i_2, j_1} & \mathbf{X}_{i_2, j_2} & \cdots & \mathbf{X}_{i_2, j_l} \\ \vdots & \vdots & \ddots & \vdots \\ \mathbf{X}_{i_k, j_1} & \mathbf{X}_{i_k, j_2} & \cdots & \mathbf{X}_{i_k, j_l} \end{bmatrix}.$$

Whilst, $\mathbf{X}[I, :]$ denotes the $k \times p$ submatrix, and $\mathbf{X}[:, J]$ denotes the $n \times l$ submatrix analogously.

We note that it does not matter whether the index vectors I, J are row vectors or column vectors. It matters which axis they index (rows of \mathbf{X} or columns of \mathbf{X}). We should also notice that the range of the index satisfies:

$$\begin{cases} 0 \leq \min(I) \leq \max(I) \leq n; \\ 0 \leq \min(J) \leq \max(J) \leq p. \end{cases}$$

And in all cases, vectors are formulated in a column rather than in a row. A row vector will be denoted by a transpose of a column vector such as \mathbf{x}^\top . A specific column vector with values is split by the symbol “;”, e.g.,

$$\mathbf{x} = [1; 2; 3] \quad (\text{column vector})$$

is a column vector in \mathbb{R}^3 . Similarly, a specific row vector with values is split by the symbol “, ”, e.g.,

$$\mathbf{y} = [1, 2, 3] \quad (\text{row vector})$$

is a row vector with 3 values. Further, a column vector can be denoted by the transpose of a row vector e.g., $\mathbf{y} = [1, 2, 3]^\top$ is a column vector.

The transpose of a matrix \mathbf{X} will be denoted by \mathbf{X}^\top and its inverse will be denoted by \mathbf{X}^{-1} . We will denote the $p \times p$ identity matrix by \mathbf{I}_p . A vector or matrix of all zeros will be denoted by a **boldface** zero $\mathbf{0}$ whose size should be clear from context, or we denote $\mathbf{0}_p$ to be the vector of all zeros with p entries.

Definition 0.2 (Eigenvalue) *Given any vector space E and any linear map $X : E \rightarrow E$, a scalar $\lambda \in K$ is called an eigenvalue, or proper value, or characteristic value of \mathbf{X} if there is some nonzero vector $\mathbf{u} \in E$ such that*

$$\mathbf{X}\mathbf{u} = \lambda\mathbf{u}.$$

Definition 0.3 (Spectrum and Spectral Radius) *The set of all eigenvalues of \mathbf{X} is called the spectrum of \mathbf{X} and is denoted by $\Lambda(\mathbf{X})$. The largest magnitude of the eigenvalues is known as the spectral radius $\rho(\mathbf{X})$:*

$$\rho(\mathbf{X}) = \max_{\lambda \in \Lambda(\mathbf{X})} |\lambda|.$$

Definition 0.4 (Eigenvector) *A vector $\mathbf{u} \in E$ is called an eigenvector, or proper vector, or characteristic vector of \mathbf{X} if $\mathbf{u} \neq \mathbf{0}$ and if there is some $\lambda \in K$ such that*

$$\mathbf{X}\mathbf{u} = \lambda\mathbf{u},$$

where the scalar λ is then an eigenvalue. And we say that \mathbf{u} is an eigenvector associated with λ .

Moreover, the tuple (λ, \mathbf{u}) above is said to be an **eigenpair**. Intuitively, the above definitions mean that multiplying matrix \mathbf{X} by the vector \mathbf{u} results in a new vector that is in the same direction as \mathbf{u} , but only scaled by a factor λ . For any eigenvector \mathbf{u} , we can scale it by a scalar s such that $s\mathbf{u}$ is still an eigenvector of \mathbf{X} . That's why we call the eigenvector as an eigenvector of \mathbf{X} associated with eigenvalue λ . To avoid ambiguity, we usually assume that the eigenvector is normalized to have length 1 and the first entry is positive (or negative) since both \mathbf{u} and $-\mathbf{u}$ are eigenvectors.

In this context, we will highly use the idea of the linear independence of a set of vectors. Two equivalent definitions are given as follows.

Definition 0.5 (Linearly Independent) *A set of vectors $\{\mathbf{x}_1, \mathbf{x}_2, \dots, \mathbf{x}_n\}$ is called linearly independent if there is no combination can get $a_1\mathbf{x}_1 + a_2\mathbf{x}_2 + \dots + a_n\mathbf{x}_n = \mathbf{0}$ except all a_i 's are zero. An equivalent definition is that $\mathbf{x}_1 \neq \mathbf{0}$, and for every $k > 1$, the vector \mathbf{x}_k does not belong to the span of $\{\mathbf{x}_1, \mathbf{x}_2, \dots, \mathbf{x}_{k-1}\}$.*

In the study of linear algebra, every vector space has a basis and every vector is a linear combination of members of the basis. We then define the span and dimension of a subspace via the basis.

Definition 0.6 (Span) *If every vector \mathbf{v} in subspace \mathcal{V} can be expressed as a linear combination of $\{\mathbf{x}_1, \mathbf{x}_2, \dots, \mathbf{x}_n\}$, then $\{\mathbf{x}_1, \mathbf{x}_2, \dots, \mathbf{x}_n\}$ is said to span the subspace \mathcal{V} .*

Definition 0.7 (Subspace) A nonempty subset \mathcal{V} of \mathbb{R}^n is called a subspace if $x\mathbf{a} + y\mathbf{b} \in \mathcal{V}$ for every $\mathbf{a}, \mathbf{b} \in \mathcal{V}$ and every $x, y \in \mathbb{R}$.

Definition 0.8 (Basis and Dimension) A set of vectors $\{\mathbf{x}_1, \mathbf{x}_2, \dots, \mathbf{x}_n\}$ is called a basis of subspace \mathcal{V} if they are linearly independent and span \mathcal{V} . Every basis of a given subspace has the same number of vectors, and the number of vectors in any basis is called the dimension of the subspace \mathcal{V} . By convention, the subspace $\{\mathbf{0}\}$ is said to have a dimension of zero. Furthermore, every subspace of nonzero dimension has an orthogonal basis, i.e., the basis of a subspace can be chosen orthogonal.

Definition 0.9 (Column Space (Range)) If \mathbf{X} is an $n \times p$ real matrix, we define the column space (or range) of \mathbf{X} to be the set spanned by its columns:

$$\mathcal{C}(\mathbf{X}) = \{\mathbf{v} \in \mathbb{R}^n : \exists \mathbf{u} \in \mathbb{R}^p, \mathbf{v} = \mathbf{X}\mathbf{u}\}.$$

And the row space of \mathbf{X} is the set spanned by its rows, which is equal to the column space of \mathbf{X}^\top :

$$\mathcal{C}(\mathbf{X}^\top) = \{\mathbf{u} \in \mathbb{R}^p : \exists \mathbf{v} \in \mathbb{R}^n, \mathbf{u} = \mathbf{X}^\top \mathbf{v}\}.$$

Definition 0.10 (Null Space (Nullspace, Kernel)) If \mathbf{X} is an $n \times p$ real matrix, we define the null space (or kernel, or nullspace) of \mathbf{X} to be the set:

$$\mathcal{N}(\mathbf{X}) = \{\mathbf{v} \in \mathbb{R}^p : \mathbf{X}\mathbf{v} = \mathbf{0}\}.$$

In some cases, the null space of \mathbf{X} is also referred to as the **right null space** of \mathbf{X} . And the null space of \mathbf{X}^\top is defined as

$$\mathcal{N}(\mathbf{X}^\top) = \{\mathbf{u} \in \mathbb{R}^n : \mathbf{X}^\top \mathbf{u} = \mathbf{0}\}.$$

Similarly, the null space of \mathbf{X}^\top is also referred to as the **left null space** of \mathbf{X} .

Both the column space of \mathbf{X} and the null space of \mathbf{X}^\top are subspaces of \mathbb{R}^n . In fact, every vector in $\mathcal{N}(\mathbf{X}^\top)$ is perpendicular to $\mathcal{C}(\mathbf{X})$ and vice versa.¹

Definition 0.11 (Rank) The rank of a matrix $\mathbf{X} \in \mathbb{R}^{n \times p}$ is the dimension of the column space of \mathbf{X} . That is, the rank of \mathbf{X} is equal to the maximal number of linearly independent columns of \mathbf{X} , and is also the maximal number of linearly independent rows of \mathbf{X} . The matrix \mathbf{X} and its transpose \mathbf{X}^\top have the same rank. We say that \mathbf{X} has full rank if its rank is equal to $\min\{n, p\}$. Specifically, given a vector $\mathbf{u} \in \mathbb{R}^n$ and a vector $\mathbf{v} \in \mathbb{R}^p$, then the $n \times p$ matrix $\mathbf{u}\mathbf{v}^\top$ obtained by the outer product of vectors is of rank 1. In short, the rank of a matrix is equal to:

- number of linearly independent columns;
- number of linearly independent rows;
- and remarkably, these are always the same (see Appendix A.1, p. 135).

1. Every vector in $\mathcal{N}(\mathbf{X})$ is also perpendicular to $\mathcal{C}(\mathbf{X}^\top)$ and vice versa.

Definition 0.12 (Orthogonal Complement in General) *The orthogonal complement $\mathcal{V}^\perp \subseteq \mathbb{R}^n$ of a subspace $\mathcal{V} \subseteq \mathbb{R}^n$ contains every vector that is perpendicular to \mathcal{V} . That is,*

$$\mathcal{V}^\perp = \{\mathbf{v} \in \mathbb{R}^n : \mathbf{v}^\top \mathbf{u} = 0, \forall \mathbf{u} \in \mathcal{V}\}.$$

The two subspaces are disjoint that span the entire space. The dimensions of \mathcal{V} and \mathcal{V}^\perp add to the dimension of the whole space: $\dim(\mathcal{V}) + \dim(\mathcal{V}^\perp) = n$. Furthermore, $(\mathcal{V}^\perp)^\perp = \mathcal{V}$.

Definition 0.13 (Orthogonal Complement of Column Space) *If \mathbf{X} is an $n \times p$ real matrix, the orthogonal complement of $\mathcal{C}(\mathbf{X})$, $\mathcal{C}^\perp(\mathbf{X})$ is the subspace defined as:*

$$\begin{aligned} \mathcal{C}^\perp(\mathbf{X}) &= \{\mathbf{v} \in \mathbb{R}^n : \mathbf{v}^\top \mathbf{X} \mathbf{u} = \mathbf{0}, \forall \mathbf{u} \in \mathbb{R}^p\} \\ &= \{\mathbf{v} \in \mathbb{R}^n : \mathbf{v}^\top \mathbf{w} = \mathbf{0}, \forall \mathbf{w} \in \mathcal{C}(\mathbf{X})\}. \end{aligned}$$

Then we have the four fundamental spaces for any matrix $\mathbf{X} \in \mathbb{R}^{n \times p}$ with rank r :

- $\mathcal{C}(\mathbf{X})$: Column space of \mathbf{X} , i.e., linear combinations of columns with dimension r ;
- $\mathcal{N}(\mathbf{X})$: (Right) Null space of \mathbf{X} , i.e., all \mathbf{u} with $\mathbf{X} \mathbf{u} = \mathbf{0}$ and dimension $p - r$;
- $\mathcal{C}(\mathbf{X}^\top)$: Row space of \mathbf{X} , i.e., linear combinations of rows with dimension r ;
- $\mathcal{N}(\mathbf{X}^\top)$: Left null space of \mathbf{X} , i.e., all \mathbf{v} with $\mathbf{X}^\top \mathbf{v} = \mathbf{0}$ and dimension $n - r$,

where r is the rank of the matrix. Furthermore, $\mathcal{N}(\mathbf{X})$ is the orthogonal complement to $\mathcal{C}(\mathbf{X}^\top)$, and $\mathcal{C}(\mathbf{X})$ is the orthogonal complement to $\mathcal{N}(\mathbf{X}^\top)$. The proof can be found in Appendix A.2 (p. 136).

Definition 0.14 (Orthogonal Matrix) *A real square matrix $\mathbf{Q} \in \mathbb{R}^{n \times n}$ is an orthogonal matrix if the inverse of \mathbf{Q} equals the transpose of \mathbf{Q} , that is $\mathbf{Q}^{-1} = \mathbf{Q}^\top$ and $\mathbf{Q} \mathbf{Q}^\top = \mathbf{Q}^\top \mathbf{Q} = \mathbf{I}$. In another word, suppose $\mathbf{Q} = [\mathbf{q}_1, \mathbf{q}_2, \dots, \mathbf{q}_n]$ where $\mathbf{q}_i \in \mathbb{R}^n$ for all $i \in \{1, 2, \dots, n\}$, then $\mathbf{q}_i^\top \mathbf{q}_j = \delta(i, j)$ with $\delta(i, j)$ being the Kronecker delta function. If \mathbf{Q} contains only γ of these columns with $\gamma < n$, then $\mathbf{Q}^\top \mathbf{Q} = \mathbf{I}_\gamma$ stills holds with \mathbf{I}_γ being the $\gamma \times \gamma$ identity matrix. But $\mathbf{Q} \mathbf{Q}^\top = \mathbf{I}$ will not be true. For any vector \mathbf{x} , the orthogonal matrix will preserve the length: $\|\mathbf{Q} \mathbf{x}\| = \|\mathbf{x}\|$.*

Definition 0.15 (Permutation Matrix) *A permutation matrix $\mathbf{P} \in \mathbb{R}^{n \times n}$ is a square binary matrix that has exactly one entry of 1 in each row and each column and 0's elsewhere.*

Row Point *That is, the permutation matrix \mathbf{P} has the rows of the identity \mathbf{I} in any order and the order decides the sequence of the row permutation. Suppose we want to permute the rows of matrix \mathbf{X} , we just multiply on the left by $\mathbf{P} \mathbf{X}$.*

Column Point *Or, equivalently, the permutation matrix \mathbf{P} has the columns of the identity \mathbf{I} in any order and the order decides the sequence of the column permutation. And now, the column permutation of \mathbf{X} is to multiply on the right by $\mathbf{X} \mathbf{P}$.*

The permutation matrix \mathbf{P} can be more efficiently represented via a vector $J \in \mathbb{Z}_+^n$ of indices such that $\mathbf{P} = \mathbf{I}[:, J]$ where \mathbf{I} is the $n \times n$ identity matrix and notably, the elements in vector J sum to $1 + 2 + \dots + n = \frac{n^2+n}{2}$.

Example 1 (Permutation) Suppose,

$$\mathbf{X} = \begin{bmatrix} 1 & 2 & 3 \\ 4 & 5 & 6 \\ 7 & 8 & 9 \end{bmatrix}, \quad \text{and} \quad \mathbf{P} = \begin{bmatrix} & 1 & \\ & & 1 \\ 1 & & \end{bmatrix}.$$

The row permutation is given by

$$\mathbf{PX} = \begin{bmatrix} 4 & 5 & 6 \\ 7 & 8 & 9 \\ 1 & 2 & 3 \end{bmatrix},$$

where the order of the rows of \mathbf{X} appearing in \mathbf{PX} matches the order of the rows of \mathbf{I} in \mathbf{P} . And the column permutation is given by

$$\mathbf{XP} = \begin{bmatrix} 3 & 1 & 2 \\ 6 & 4 & 5 \\ 9 & 7 & 8 \end{bmatrix},$$

where the order of the columns of \mathbf{X} appearing in \mathbf{XP} matches the order of the columns of \mathbf{I} in \mathbf{P} . \square

Definition 0.16 (Selection Matrix) A selection matrix $\mathbf{S} \in \mathbb{R}^{n \times n}$ is a square diagonal matrix with diagonals being 1 or 0. The 1 entries are the rows or columns that will be selected.

Row Point That is, the selection matrix \mathbf{S} has the rows of the identity \mathbf{I} if we want to select the corresponding rows, and otherwise, we mask the rows in the identity \mathbf{I} by zero. Suppose we want to select the rows of matrix \mathbf{X} , we just multiply from left by \mathbf{SX} .

Column Point Or, equivalent, the selection matrix \mathbf{S} has the columns of the identity \mathbf{I} if we want to select the corresponding columns, or otherwise, we mask the columns in the identity \mathbf{I} by zero. And now, the column selection of \mathbf{X} is to multiply from right by \mathbf{XS} .

Example 2 (Selection and Permutation) Suppose,

$$\mathbf{X} = \begin{bmatrix} 1 & 2 & 3 \\ 4 & 5 & 6 \\ 7 & 8 & 9 \end{bmatrix}, \quad \text{and} \quad \mathbf{S} = \begin{bmatrix} 1 & & \\ & 0 & \\ & & 1 \end{bmatrix}.$$

The row selection is given by

$$\mathbf{SX} = \begin{bmatrix} 1 & 2 & 3 \\ 0 & 0 & 0 \\ 7 & 8 & 9 \end{bmatrix},$$

where the row of \mathbf{X} appearing in \mathbf{SX} matches the row entries of \mathbf{S} . And the column selection is given by

$$\mathbf{XS} = \begin{bmatrix} 1 & 0 & 3 \\ 4 & 0 & 6 \\ 7 & 0 & 9 \end{bmatrix},$$

where the columns of \mathbf{X} appearing in \mathbf{XS} matches column entries of \mathbf{S} . If now, we want to reorder the selected rows or columns into the upper left corner of the final matrix, we can construct a permutation as follows

$$\mathbf{P} = \begin{bmatrix} 1 & & \\ & 1 & \\ & & 1 \end{bmatrix},$$

such that

$$\mathbf{PSX} = \begin{bmatrix} 1 & 2 & 3 \\ 7 & 8 & 9 \\ 0 & 0 & 0 \end{bmatrix},$$

and

$$\mathbf{XSP} = \begin{bmatrix} 1 & 3 & 0 \\ 4 & 6 & 0 \\ 7 & 9 & 0 \end{bmatrix}.$$

The trick is essential to some mathematical proofs, e.g., the properties of positive definite matrices in [Lu \(2021\)](#). \square

From an introductory course on linear algebra, we have the following remark on the equivalent claims of nonsingular matrices.

Remark 0.1 (List of Equivalence of Nonsingularity for a Matrix) *Given a square matrix $\mathbf{X} \in \mathbb{R}^{n \times n}$, the following claims are equivalent:*

- \mathbf{X} is nonsingular;
- \mathbf{X} is invertible, i.e., \mathbf{X}^{-1} exists;
- $\mathbf{X}\mathbf{u} = \mathbf{y}$ has a unique solution $\mathbf{u} = \mathbf{X}^{-1}\mathbf{y}$;
- $\mathbf{X}\mathbf{u} = \mathbf{0}$ has a unique, trivial solution: $\mathbf{u} = \mathbf{0}$;
- Columns of \mathbf{X} are linearly independent;
- Rows of \mathbf{X} are linearly independent;
- $\det(\mathbf{X}) \neq 0$;
- $\dim(\mathcal{N}(\mathbf{X})) = 0$;
- $\mathcal{N}(\mathbf{X}) = \{\mathbf{0}\}$, i.e., the null space is trivial;
- $\mathcal{C}(\mathbf{X}) = \mathcal{C}(\mathbf{X}^\top) = \mathbb{R}^n$, i.e., the column space or row space span the whole \mathbb{R}^n ;

- \mathbf{X} has full rank $r = n$;
- The reduced row echelon form is $\mathbf{R} = \mathbf{I}$;
- $\mathbf{X}^\top \mathbf{X}$ is symmetric positive definite (PD);
- \mathbf{X} has n nonzero (positive) singular values;
- All eigenvalues are nonzero.

It will be shown important to take the above equivalence into mind, otherwise, we will easily get lost. On the other hand, the following remark also shows the equivalent claims for singular matrices.

Remark 0.2 (List of Equivalence of Singularity for a Matrix) *Given a square matrix $\mathbf{A} \in \mathbb{R}^{n \times n}$ with eigenpair (λ, \mathbf{u}) , the following claims are equivalent:*

- $(\mathbf{X} - \lambda \mathbf{I})$ is singular;
- $(\mathbf{X} - \lambda \mathbf{I})$ is not invertible;
- $(\mathbf{X} - \lambda \mathbf{I})\mathbf{v} = \mathbf{0}$ has nonzero $\mathbf{v} \neq \mathbf{0}$ solutions, and $\mathbf{v} = \mathbf{u}$ is one of such solutions;
- $(\mathbf{X} - \lambda \mathbf{I})$ has linearly dependent columns;
- $\det(\mathbf{X} - \lambda \mathbf{I}) = 0$;
- $\dim(\mathcal{N}(\mathbf{X} - \lambda \mathbf{I})) > 0$;
- Null space of $(\mathbf{X} - \lambda \mathbf{I})$ is nontrivial;
- Columns of \mathbf{X} are linearly dependent;
- Rows of \mathbf{X} are linearly dependent;
- \mathbf{X} has rank $r < n$;
- Dimension of column space = dimension of row space = $r < n$;
- $\mathbf{X}^\top \mathbf{X}$ is symmetric semidefinite;
- \mathbf{X} has $r < n$ nonzero (positive) singular values;
- Zero is an eigenvalue of \mathbf{X} .

Least Squares Approximations

Contents

1.1	Least Squares Approximations	18
1.2	By Calculus	18
1.3	By Algebra: Least Squares in Fundamental Theorem of Linear Algebra	21
1.3.1	Fundamental Theorem of Linear Algebra	21
1.3.2	By Algebra: Least Squares in Fundamental Theorem of Linear Algebra	22
1.4	Least Squares via Full QR Decomposition for Full Column Rank Matrix	23
1.4.1	LQ Decomposition	26
1.5	Least Squares via UTV Decomposition for Rank Deficient Matrix	27
1.6	Least Squares via Full SVD for Rank Deficient Matrix	32
1.7	By Geometry and Orthogonal Projection	37
1.7.1	Properties of Symmetric and Idempotent Matrices	37
1.7.2	By Geometry and Orthogonal Projection	40
1.7.3	Properties of Orthogonal Projection Matrices	44
1.8	By Geometry with Noise Disturbance	47

1.1. Least Squares Approximations

The linear model is the main technique in regression problems and the primary tool for it is the least squares approximation which minimizes a sum of squared errors. This is a natural choice when we're interested in finding the regression function which minimizes the corresponding expected squared error. Over the recent decades, linear models have been used in a wide range of applications, e.g., decision making (Dawes and Corrigan, 1974), time series (Christensen, 1991; Lu, 2017; Lu and Yi, 2022; Lu and Wu, 2022), and in many fields of study, production science, social science and soil science (Fox, 1997; Lane, 2002; Schaeffer, 2004; Mrode, 2014).

We consider the overdetermined system $\mathbf{y} = \mathbf{X}\boldsymbol{\beta}$, where $\mathbf{X} \in \mathbb{R}^{n \times p}$ is the input data matrix, $\mathbf{y} \in \mathbb{R}^n$ is the observation matrix (target matrix), and the sample number n is larger than the dimension value p . The vector $\boldsymbol{\beta}$ is a vector of weights of the linear model. Normally \mathbf{X} will have full column rank since the data from the real world has a large chance to be unrelated (i.e., mutually independent).

It often happens that $\mathbf{y} = \mathbf{X}\boldsymbol{\beta}$ has no solution. The usual reason is: too many equations, i.e., the matrix has more rows than columns. Define the column space of \mathbf{X} by $\{\mathbf{X}\boldsymbol{\gamma} : \forall \boldsymbol{\gamma} \in \mathbb{R}^p\}$ and denoted by $\mathcal{C}(\mathbf{X})$. Thus the meaning of $\mathbf{y} = \mathbf{X}\boldsymbol{\beta}$ has no solution is that \mathbf{y} is outside the column space of \mathbf{X} . In another word, the error $\mathbf{e} = \mathbf{y} - \mathbf{X}\boldsymbol{\beta}$ cannot get down to zero. When the error \mathbf{e} is as small as possible in the sense of mean squared error (MSE), $\hat{\boldsymbol{\beta}}$ is a least squares solution, i.e., $\|\mathbf{y} - \mathbf{X}\hat{\boldsymbol{\beta}}\|^2$ is minimized.

In the next sections, we will be looking at the least squares problem by calculus, linear algebra, and geometry views.

1.2. By Calculus

When $\|\mathbf{y} - \mathbf{X}\boldsymbol{\beta}\|^2$ is differentiable, and the parameter space of $\boldsymbol{\beta}$ is an open set (the least achievable value is obtained inside the parameter space), the least squares estimator must be the root of $\|\mathbf{y} - \mathbf{X}\boldsymbol{\beta}\|^2$. We thus come into the following lemma.

Lemma 1.1 (Least Squares by Calculus) *Assume $\mathbf{X} \in \mathbb{R}^{n \times p}$ is fixed and has full rank (i.e., the columns of \mathbf{X} are linearly independent) with $n \geq p$. Consider the overdetermined system $\mathbf{y} = \mathbf{X}\boldsymbol{\beta}$, the least squares solution by calculus via setting the derivative in every direction of $\|\mathbf{y} - \mathbf{X}\boldsymbol{\beta}\|^2$ to be zero is $\hat{\boldsymbol{\beta}} = (\mathbf{X}^\top \mathbf{X})^{-1} \mathbf{X}^\top \mathbf{y}$. The value $\hat{\boldsymbol{\beta}} = (\mathbf{X}^\top \mathbf{X})^{-1} \mathbf{X}^\top \mathbf{y}$ is known as the ordinary least squares (OLS) estimator or simply least squares (LS) estimator of $\boldsymbol{\beta}$.*

To prove the lemma above, we must show $\mathbf{X}^\top \mathbf{X}$ is invertible. Since we assume \mathbf{X} has full rank and $n \geq p$. $\mathbf{X}^\top \mathbf{X} \in \mathbb{R}^{p \times p}$ is invertible if it has rank p which is the same as the rank of \mathbf{X} .

Lemma 1.2 (Rank of $X^\top X$) For any matrix X , $X^\top X$ and X have same rank.

Proof [of Lemma 1.2] Let $\eta \in \mathcal{N}(X)$, i.e., in the null space of X such that $X\eta = \mathbf{0}$, we have

$$X\eta = \mathbf{0} \quad \text{leads to} \quad X^\top X\eta = \mathbf{0},$$

i.e., $\eta \in \mathcal{N}(X) \text{ leads to } \eta \in \mathcal{N}(X^\top X)$. Therefore, $\mathcal{N}(X) \subseteq \mathcal{N}(X^\top X)$.

Further, let $\eta \in \mathcal{N}(X^\top X)$, we have

$$X^\top X\eta = \mathbf{0} \text{ leads to } \eta^\top X^\top X\eta = 0 \text{ leads to } \|X\eta\|^2 = 0 \text{ leads to } X\eta = \mathbf{0},$$

i.e., $\eta \in \mathcal{N}(X^\top X) \text{ leads to } \eta \in \mathcal{N}(X)$. Therefore, $\mathcal{N}(X^\top X) \subseteq \mathcal{N}(X)$. By “sandwiching”, it follows that $\mathcal{N}(X) = \mathcal{N}(X^\top X)$ and $\dim(\mathcal{N}(X)) = \dim(\mathcal{N}(X^\top X))$. By fundamental theorem of linear algebra in Appendix A.2 (p. 136), $X^\top X$ and X have the same rank. ■

Apply the observation to X^\top , we can also prove that XX^\top and X have the same rank. The ordinary least squares estimator is a result of this conclusion.

Proof [of Lemma 1.1] Recall from calculus that a minimum of a function $f(\beta)$ occurs at a value $\hat{\beta}$ such that the derivative $\frac{\partial}{\partial \beta} f(\beta) = \mathbf{0}$. The derivative of $\|y - X\beta\|^2$ is $2X^\top X\beta - 2X^\top y$. $X^\top X$ is invertible since we assume X is fixed and has full rank. So the OLS solution of β is $\hat{\beta} = (X^\top X)^{-1}X^\top y$ which completes the proof. ■

Definition 1.1 (Normal Equation) We can write the zero derivative of $\|y - X\beta\|^2$ as $X^\top X\hat{\beta} = X^\top y$. The equation is also known as the **normal equation**. In the assumption, X has full rank with $n \geq p$. So the fact that $X^\top X$ is invertible implies $\hat{\beta} = (X^\top X)^{-1}X^\top y$.

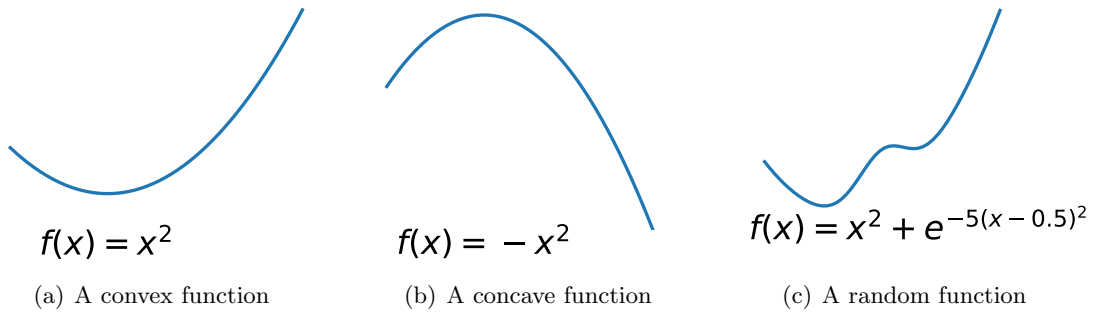


Figure 1.1: Three functions.

However, we do not actually know the least squares estimator obtained in Lemma 1.1 is the least or largest achievable estimator (or neither). A toy example is shown in Figure 1.1.

All we can get is that there only exists one root for the function $\|\mathbf{y} - \mathbf{X}\boldsymbol{\beta}\|^2$. The following remark addresses this concern.

Remark 1.3 (Verification of Least Squares Solution) *Why does the zero derivative imply least mean squared error? We avoid introducing convex description here to keep the main ideas of this text as simple as possible as it is not particularly interesting for our purposes. But we verify directly that the OLS solution finds the least squares. For any $\boldsymbol{\beta} \neq \hat{\boldsymbol{\beta}}$, we have*

$$\begin{aligned}\|\mathbf{y} - \mathbf{X}\boldsymbol{\beta}\|^2 &= \|\mathbf{y} - \mathbf{X}\hat{\boldsymbol{\beta}} + \mathbf{X}\hat{\boldsymbol{\beta}} - \mathbf{X}\boldsymbol{\beta}\|^2 \\ &= \|\mathbf{y} - \mathbf{X}\hat{\boldsymbol{\beta}} + \mathbf{X}(\hat{\boldsymbol{\beta}} - \boldsymbol{\beta})\|^2 \\ &= \|\mathbf{y} - \mathbf{X}\hat{\boldsymbol{\beta}}\|^2 + \|\mathbf{X}(\hat{\boldsymbol{\beta}} - \boldsymbol{\beta})\|^2 + 2(\mathbf{X}(\hat{\boldsymbol{\beta}} - \boldsymbol{\beta}))^\top (\mathbf{y} - \mathbf{X}\hat{\boldsymbol{\beta}}) \\ &= \|\mathbf{y} - \mathbf{X}\hat{\boldsymbol{\beta}}\|^2 + \|\mathbf{X}(\hat{\boldsymbol{\beta}} - \boldsymbol{\beta})\|^2 + 2(\hat{\boldsymbol{\beta}} - \boldsymbol{\beta})^\top (\mathbf{X}^\top \mathbf{y} - \mathbf{X}^\top \mathbf{X}\hat{\boldsymbol{\beta}}),\end{aligned}$$

where the third term is zero from the normal equation and $\|\mathbf{X}(\hat{\boldsymbol{\beta}} - \boldsymbol{\beta})\|^2 \geq 0$. Therefore,

$$\|\mathbf{y} - \mathbf{X}\boldsymbol{\beta}\|^2 \geq \|\mathbf{y} - \mathbf{X}\hat{\boldsymbol{\beta}}\|^2.$$

Thus we show that the OLS estimator indeed gives the minimum, not the maximum or a saddle point via calculus approach.

A further question would be posed: why does this normal equation magically produce the solution for $\boldsymbol{\beta}$? A simple example would give the answer. $x^2 = -1$ has no real solution. But $x \cdot x^2 = x \cdot (-1)$ has a real solution $\hat{x} = 0$ in which case \hat{x} makes x^2 and -1 as close as possible.

Example 1 (Multiply From Left Can Change The Solution Set) *Consider the matrix*

$$\mathbf{X} = \begin{bmatrix} -3 & -4 \\ 4 & 6 \\ 1 & 1 \end{bmatrix} \text{ and } \mathbf{y} = \begin{bmatrix} 1 \\ -1 \\ 0 \end{bmatrix}.$$

It can be easily verified that $\mathbf{X}\boldsymbol{\beta} = \mathbf{y}$ has no solution for $\boldsymbol{\beta}$. However, if we multiply from left by

$$\mathbf{A} = \begin{bmatrix} 0 & -1 & 6 \\ 0 & 1 & -4 \end{bmatrix}.$$

Then we have $\hat{\boldsymbol{\beta}} = [1/2, -1/2]^\top$ as the solution of $\mathbf{A}\mathbf{X}\boldsymbol{\beta} = \mathbf{A}\mathbf{y}$. This specific example shows why the normal equation can give rise to the least squares solution. Multiplying from the left of a linear system will change the solution set. The normal equation, especially, results in the least squares solution.

Rank Deficiency

Note here and in most of our discussions, we assume $\mathbf{X} \in \mathbb{R}^{n \times p}$ has full rank with $n \geq p$ to make $\mathbf{X}^\top \mathbf{X}$ invertible. But when two or more columns of \mathbf{X} are perfectly correlated, the matrix \mathbf{X} will be deficient and $\mathbf{X}^\top \mathbf{X}$ is singular. Choose the β that minimize $\hat{\beta}^\top \hat{\beta}$ which meets the normal equation can help to solve the problem. I.e., choose the shortest magnitude least squares solution. But this is not the main interest of the text. We will leave this topic to the readers. In Section 1.6 (p. 32), we will discuss how to use singular value decomposition to tackle the rank deficient matrix.

1.3. By Algebra: Least Squares in Fundamental Theorem of Linear Algebra

1.3.1 Fundamental Theorem of Linear Algebra

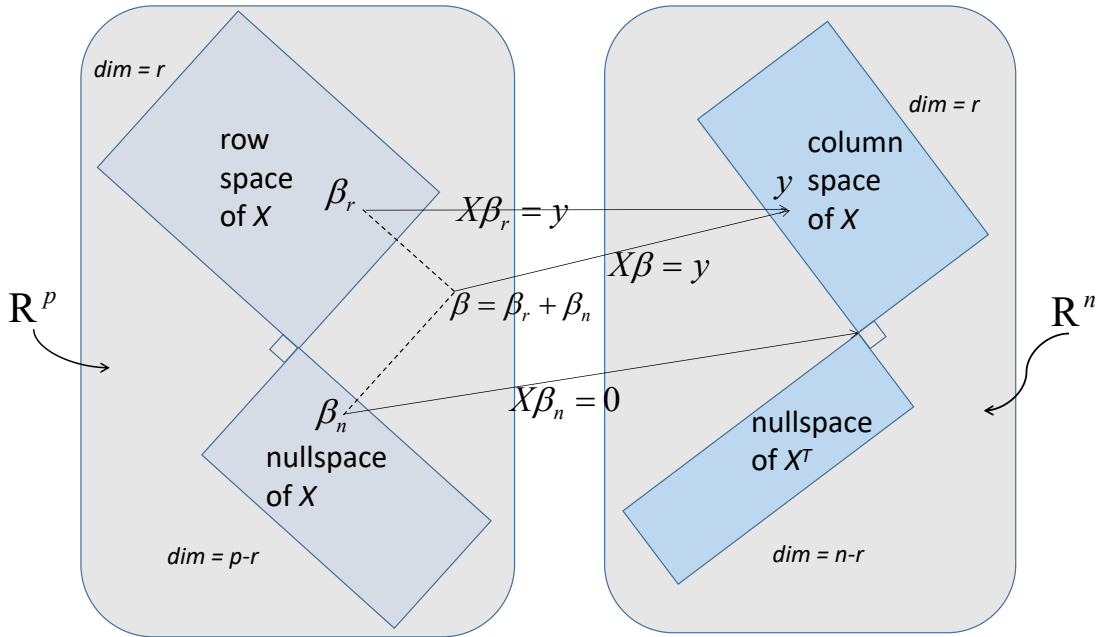


Figure 1.2: Two pairs of orthogonal subspaces in \mathbb{R}^p and \mathbb{R}^n . $\dim(\mathcal{C}(\mathbf{X}^\top)) + \dim(\mathcal{N}(\mathbf{X})) = p$ and $\dim(\mathcal{N}(\mathbf{X}^\top)) + \dim(\mathcal{C}(\mathbf{X})) = n$. The null space component goes to zero as $\mathbf{X}\beta_n = \mathbf{0} \in \mathbb{R}^n$. The row space component goes to column space as $\mathbf{X}\beta_r = \mathbf{X}(\beta_r + \beta_n) = y \in \mathcal{C}(\mathbf{X})$.

For any matrix $\mathbf{X} \in \mathbb{R}^{n \times p}$, it can be easily verified that any vector in the row space of \mathbf{X} is perpendicular to any vector in the null space of \mathbf{X} . Suppose $\beta_n \in \mathcal{N}(\mathbf{X})$, then $\mathbf{X}\beta_n = \mathbf{0}$ such that β_n is perpendicular to every row of \mathbf{X} which agrees with our claim. This implies the row space of \mathbf{X} is the orthogonal complement to the null space of \mathbf{X} .

Similarly, we can also show that any vector in the column space of \mathbf{X} is perpendicular to any vector in the null space of \mathbf{X}^\top . Furthermore, the column space of \mathbf{X} together with the null space of \mathbf{X}^\top span the whole space of \mathbb{R}^n which is known as the fundamental theorem of linear algebra.

Theorem 1.4 (Fundamental Theorem of Linear Algebra) *Orthogonal Complement and Rank-Nullity Theorem: for any matrix $\mathbf{X} \in \mathbb{R}^{n \times p}$, we have*

- *The null space $\mathcal{N}(\mathbf{X})$ is the orthogonal complement to the row space $\mathcal{C}(\mathbf{X}^\top)$ in \mathbb{R}^p : $\dim(\mathcal{N}(\mathbf{X})) + \dim(\mathcal{C}(\mathbf{X}^\top)) = p$;*
- *The null space $\mathcal{N}(\mathbf{X}^\top)$ is the orthogonal complement to the column space $\mathcal{C}(\mathbf{X})$ in \mathbb{R}^n : $\dim(\mathcal{N}(\mathbf{X}^\top)) + \dim(\mathcal{C}(\mathbf{X})) = n$;*
- *For rank- r matrix \mathbf{X} , $\dim(\mathcal{C}(\mathbf{X}^\top)) = \dim(\mathcal{C}(\mathbf{X})) = r$, that is, $\dim(\mathcal{N}(\mathbf{X})) = p - r$ and $\dim(\mathcal{N}(\mathbf{X}^\top)) = n - r$.*

The fundamental theorem contains two parts, the dimension of the subspaces and the orthogonality of the subspaces. The orthogonality can be easily verified as we have shown at the beginning of this section. When the row space has dimension r , the null space has dimension $p - r$. This cannot be easily stated and the proof of the above theorem is provided in Appendix A.2 (p. 136).

Figure 1.2 demonstrates two pairs of such orthogonal subspaces and shows how \mathbf{X} takes $\boldsymbol{\beta}$ into the column space. The dimensions of the row space of \mathbf{X} and the null space of \mathbf{X} add to p . And the dimensions of the column space of \mathbf{X} and the null space of \mathbf{X}^\top add to n . The null space component goes to zero as $\mathbf{X}\boldsymbol{\beta}_n = \mathbf{0} \in \mathbb{R}^n$ which is the intersection of the column space of \mathbf{X} and the null space of \mathbf{X}^\top . The row space component goes to column space as $\mathbf{X}\boldsymbol{\beta}_r = \mathbf{X}(\boldsymbol{\beta}_r + \boldsymbol{\beta}_n) = \mathbf{y} \in \mathcal{C}(\mathbf{X})$.

1.3.2 By Algebra: Least Squares in Fundamental Theorem of Linear Algebra

The solution to the least squares problem is to make the error $\mathbf{y} - \mathbf{X}\boldsymbol{\beta}$ as small as possible with respect to the mean squared error. $\mathbf{X}\boldsymbol{\beta}$ is a combination of the columns of \mathbf{X} , as a result, $\mathbf{X}\boldsymbol{\beta}$ can never leave the column space of \mathbf{X} such that we should choose the closest point to \mathbf{y} in the column space (Strang, 1993; Lu, 2021). This point is the projection $\hat{\mathbf{y}}$ of \mathbf{y} onto the column space of \mathbf{X} . Then the error vector $\mathbf{e} = \mathbf{y} - \hat{\mathbf{y}}$ has minimal length. In another word, the best combination $\hat{\mathbf{y}} = \mathbf{X}\hat{\boldsymbol{\beta}}$ is the projection of \mathbf{y} onto the column space. The error \mathbf{e} is perpendicular to the column space. Therefore $\mathbf{e} = \mathbf{y} - \mathbf{X}\hat{\boldsymbol{\beta}}$ is in the null space of \mathbf{X}^\top (from the fundamental theorem of linear algebra):

$$\mathbf{X}^\top(\mathbf{y} - \mathbf{X}\hat{\boldsymbol{\beta}}) = \mathbf{0} \quad \text{or} \quad \mathbf{X}^\top\mathbf{y} = \mathbf{X}^\top\mathbf{X}\hat{\boldsymbol{\beta}},$$

which agrees with the normal equation as we have defined in the calculus section. The relationship between \mathbf{e} and $\hat{\mathbf{y}}$ is shown in Figure 1.3 where \mathbf{y} is split into $\hat{\mathbf{y}} + \mathbf{e}$. We can always find this splitting since the column space of \mathbf{X} and the null space of \mathbf{X}^\top are orthogonal complement to each other, and they span the whole space of \mathbb{R}^n . Moreover, it can be shown that the OLS estimator $\hat{\boldsymbol{\beta}}$ is in the row space of \mathbf{X} , i.e., it cannot be split into a

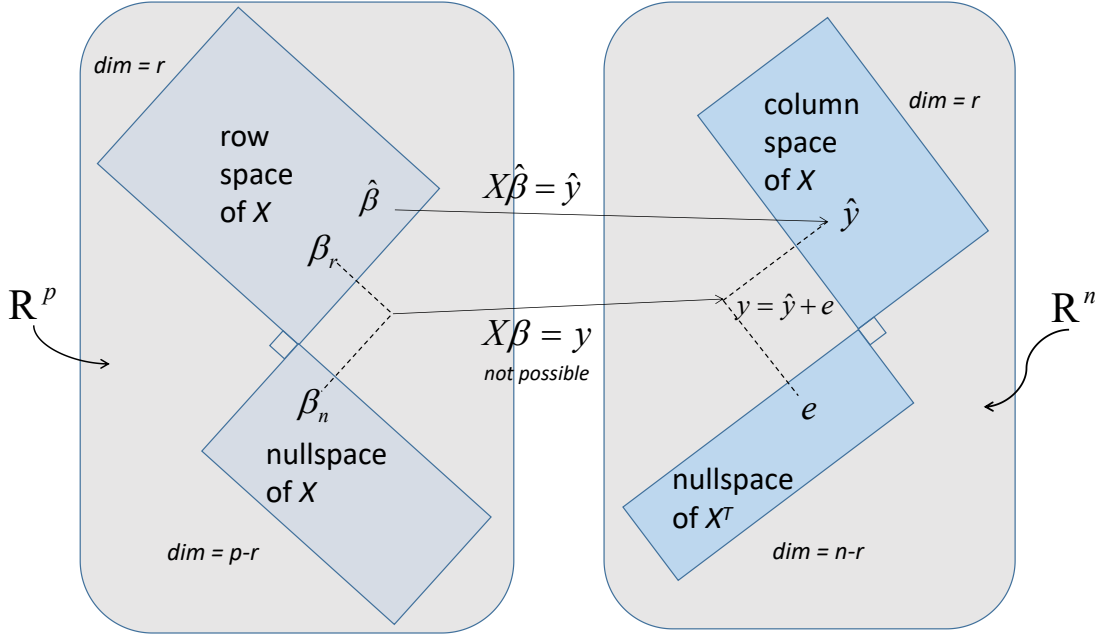


Figure 1.3: Least Squares: $\hat{\beta}$ minimizes $\|\mathbf{y} - \mathbf{X}\beta\|^2$. $\hat{\beta}$ is in the row space of \mathbf{X} . $\mathbf{e} = \mathbf{y} - \mathbf{X}\hat{\beta}$ is in the null space of \mathbf{X}^\top .

combination of two components that are in row space of \mathbf{X} and null space of \mathbf{X} respectively (see $\hat{\beta}$ via the pseudo-inverse of \mathbf{X} in Section 1.6 (p. 32), $\hat{\beta}$ is a linear combination of the orthonormal basis of the row space).

To conclude, we avoid solving the equation $\mathbf{y} = \mathbf{X}\beta$ by removing \mathbf{e} from \mathbf{y} and solve $\hat{\mathbf{y}} = \mathbf{X}\hat{\beta}$ instead, i.e.,

$$\mathbf{X}\beta = \mathbf{y} = \hat{\mathbf{y}} + \mathbf{e} \text{ is impossible; } \quad \mathbf{X}\hat{\beta} = \hat{\mathbf{y}} \text{ is possible.}$$

Before the discussion of least squares by geometry. We will firstly show the least squares via QR decomposition and singular value decomposition (SVD) as they are the building blocks for the discussions in the sequel.

1.4. Least Squares via Full QR Decomposition for Full Column Rank Matrix

In many applications, we are interested in the column space of a matrix $\mathbf{X} = [\mathbf{x}_1, \mathbf{x}_2, \dots, \mathbf{x}_p] \in \mathbb{R}^{n \times p}$. The successive spaces spanned by the columns $\mathbf{x}_1, \mathbf{x}_2, \dots$ of \mathbf{X} are

$$\mathcal{C}([\mathbf{x}_1]) \subseteq \mathcal{C}([\mathbf{x}_1, \mathbf{x}_2]) \subseteq \mathcal{C}([\mathbf{x}_1, \mathbf{x}_2, \mathbf{x}_3]) \subseteq \dots,$$

where $\mathcal{C}([\dots])$ is the subspace spanned by the vectors included in the brackets. The idea of QR decomposition is the construction of a sequence of orthonormal vectors $\mathbf{q}_1, \mathbf{q}_2, \dots$ that

span the same successive subspaces. That is

$$\mathcal{C}([q_1]) = \mathcal{C}([x_1]), \quad \mathcal{C}([q_1, q_2]) = \mathcal{C}([x_1, x_2]), \quad \mathcal{C}([q_1, q_2, q_3]) = \mathcal{C}([x_1, x_2, x_3]), \dots$$

We illustrate the result of QR decomposition in the following theorem. And in Appendix B.2 (p. 147), we provide rigorous proof for the existence of QR decomposition.

Theorem 1.5 (QR Decomposition) *Every $n \times p$ matrix $\mathbf{X} = [\mathbf{x}_1, \mathbf{x}_2, \dots, \mathbf{x}_p]$ (whether independent or dependent columns) with $n \geq p$ can be factored as*

$$\mathbf{X} = \mathbf{Q}\mathbf{R},$$

where

1. **Reduced:** \mathbf{Q} is $n \times p$ with orthonormal columns and \mathbf{R} is an $p \times p$ upper triangular matrix which is known as the **reduced QR decomposition**;
2. **Full:** \mathbf{Q} is $n \times n$ with orthonormal columns and \mathbf{R} is an $n \times p$ upper triangular matrix which is known as the **full QR decomposition**.

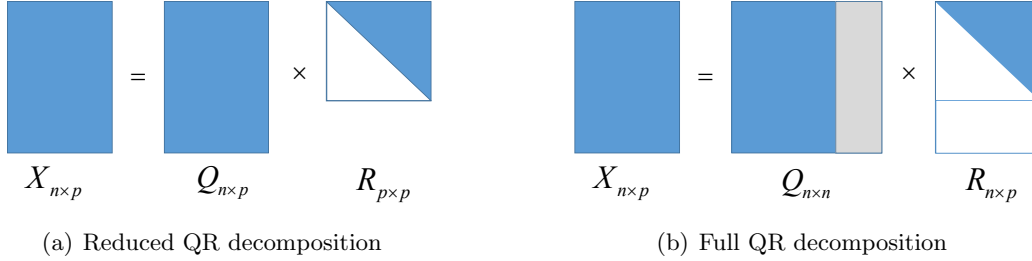


Figure 1.4: Comparison of reduced and full QR decomposition for matrix $\mathbf{X} \in \mathbb{R}^{n \times p}$. White entries are zero and blue entries are not necessarily zero. Grey columns denote silent columns.

The difference between the reduced and the full QR decomposition is shown in Figure 1.4, where silent columns in \mathbf{Q} are denoted in grey, blank entries indicate zero elements and blue entries are elements that are not necessarily zero.

In the least squares solution, the inverse of $\mathbf{X}^\top \mathbf{X}$ is not easy to compute, we can then use QR decomposition to find the least squares solution as illustrated in the following theorem.

Theorem 1.6 (LS via QR for Full Column Rank Matrix) *Let $\mathbf{X} \in \mathbb{R}^{n \times p}$ and $\mathbf{X} = \mathbf{Q}\mathbf{R}$ is its full QR decomposition with $\mathbf{Q} \in \mathbb{R}^{n \times n}$ being an orthogonal matrix, $\mathbf{R} \in \mathbb{R}^{n \times p}$ being an upper triangular matrix appended by additional $n - p$ zero rows, and*

\mathbf{X} has full column rank with $n \geq p$. Suppose $\mathbf{R} = \begin{bmatrix} \mathbf{R}_1 \\ \mathbf{0} \end{bmatrix}$, where $\mathbf{R}_1 \in \mathbb{R}^{p \times p}$ is the square upper triangular matrix in \mathbf{R} , $\mathbf{y} \in \mathbb{R}^n$, then the LS solution to $\mathbf{X}\boldsymbol{\beta} = \mathbf{y}$ is given by

$$\hat{\boldsymbol{\beta}} = \mathbf{R}_1^{-1} \mathbf{c},$$

where \mathbf{c} is the first p components of $\mathbf{Q}^\top \mathbf{y}$.

Proof [of Theorem 1.6] Since $\mathbf{X} = \mathbf{Q}\mathbf{R}$ is the full QR decomposition of \mathbf{X} and $n \geq p$, the last $n - p$ rows of \mathbf{R} are zero as shown in Figure 1.4. Then $\mathbf{R}_1 \in \mathbb{R}^{p \times p}$ is the square upper triangular in \mathbf{R} and $\mathbf{Q}^\top \mathbf{X} = \mathbf{R} = \begin{bmatrix} \mathbf{R}_1 \\ \mathbf{0} \end{bmatrix}$. Write out the loss function,

$$\begin{aligned} \|\mathbf{X}\boldsymbol{\beta} - \mathbf{y}\|^2 &= (\mathbf{X}\boldsymbol{\beta} - \mathbf{y})^\top (\mathbf{X}\boldsymbol{\beta} - \mathbf{y}) \\ &= (\mathbf{X}\boldsymbol{\beta} - \mathbf{y})^\top \mathbf{Q}\mathbf{Q}^\top (\mathbf{X}\boldsymbol{\beta} - \mathbf{y}) && \text{(Since } \mathbf{Q} \text{ is an orthogonal matrix)} \\ &= \|\mathbf{Q}^\top \mathbf{X}\boldsymbol{\beta} - \mathbf{Q}^\top \mathbf{y}\|^2 && \text{(Invariant under orthogonal)} \\ &= \left\| \begin{bmatrix} \mathbf{R}_1 \\ \mathbf{0} \end{bmatrix} \boldsymbol{\beta} - \mathbf{Q}^\top \mathbf{y} \right\|^2 \\ &= \|\mathbf{R}_1 \boldsymbol{\beta} - \mathbf{c}\|^2 + \|\mathbf{d}\|^2 \end{aligned}$$

where \mathbf{c} is the first p components of $\mathbf{Q}^\top \mathbf{y}$ and \mathbf{d} is the last $n - p$ components of $\mathbf{Q}^\top \mathbf{y}$. And the OLS solution can be calculated by back substitution of the upper triangular system $\mathbf{R}_1 \boldsymbol{\beta} = \mathbf{c}$, i.e., $\hat{\boldsymbol{\beta}} = \mathbf{R}_1^{-1} \mathbf{c}$. \blacksquare

The inverse of an upper triangular matrix $\mathbf{R}_1 \in \mathbb{R}^{p \times p}$ requires $\frac{1}{3}p^3$ floating point operations (flops). However, the inverse of a trivial $p \times p$ nonsingular matrix (in our case, the inverse of $\mathbf{X}^\top \mathbf{X}$) requires $2p^3$ flops (Lu, 2021, 2022). We thus can reduce the complexity from the computation of the inverse of the matrix via QR decomposition for OLS.

To verify Theorem 1.6, given the full QR decomposition of $\mathbf{X} = \mathbf{Q}\mathbf{R}$ where $\mathbf{Q} \in \mathbb{R}^{n \times n}$ and $\mathbf{R} \in \mathbb{R}^{n \times p}$. Together with the OLS solution from calculus, we obtain

$$\begin{aligned} \hat{\boldsymbol{\beta}} &= (\mathbf{X}^\top \mathbf{X})^{-1} \mathbf{X}^\top \mathbf{y} \\ &= (\mathbf{R}^\top \mathbf{Q}^\top \mathbf{Q} \mathbf{R})^{-1} \mathbf{R}^\top \mathbf{Q}^\top \mathbf{y} \\ &= (\mathbf{R}^\top \mathbf{R})^{-1} \mathbf{R}^\top \mathbf{Q}^\top \mathbf{y} \\ &= (\mathbf{R}_1^\top \mathbf{R}_1)^{-1} \mathbf{R}^\top \mathbf{Q}^\top \mathbf{y} \\ &= \mathbf{R}_1^{-1} \mathbf{R}_1^{-\top} \mathbf{R}^\top \mathbf{Q}^\top \mathbf{y} \\ &= \mathbf{R}_1^{-1} \mathbf{R}_1^{-\top} \mathbf{R}_1^\top \mathbf{Q}_1^\top \mathbf{y} \\ &= \mathbf{R}_1^{-1} \mathbf{Q}_1^\top \mathbf{y} \end{aligned} \tag{1.1}$$

where $\mathbf{R} = \begin{bmatrix} \mathbf{R}_1 \\ \mathbf{0} \end{bmatrix}$ and $\mathbf{R}_1 \in \mathbb{R}^{p \times p}$ is an upper triangular matrix, and $\mathbf{Q}_1 = \mathbf{Q}_{1:n, 1:p} \in \mathbb{R}^{n \times p}$ is the first p columns of \mathbf{Q} (i.e., $\mathbf{Q}_1 \mathbf{R}_1$ is the reduced QR decomposition of \mathbf{X}). Then the result of Equation (1.1) agrees with Theorem 1.6.

To conclude, by QR decomposition, we first derive directly the least squares result which results in the argument in Theorem 1.6. Moreover, we verify the result of OLS from calculus indirectly by QR decomposition as well. The two results coincide with each other.

1.4.1 LQ Decomposition

We show the existence of the QR decomposition via the Gram-Schmidt process (Appendix B.2, p. 147) in which case we are interested in the column space of a matrix $\mathbf{X} = [\mathbf{x}_1, \mathbf{x}_2, \dots, \mathbf{x}_p] \in \mathbb{R}^{n \times p}$. The successive spaces spanned by the columns $\mathbf{x}_1, \mathbf{x}_2, \dots$ of \mathbf{X} are

$$\mathcal{C}([\mathbf{x}_1]) \subseteq \mathcal{C}([\mathbf{x}_1, \mathbf{x}_2]) \subseteq \mathcal{C}([\mathbf{x}_1, \mathbf{x}_2, \mathbf{x}_3]) \subseteq \dots,$$

The idea of QR decomposition is the construction of a sequence of orthonormal vectors $\mathbf{q}_1, \mathbf{q}_2, \dots$ that span the same successive subspaces:

$$\{\mathcal{C}([\mathbf{q}_1]) = \mathcal{C}([\mathbf{x}_1])\} \subseteq \{\mathcal{C}([\mathbf{q}_1, \mathbf{q}_2]) = \mathcal{C}([\mathbf{x}_1, \mathbf{x}_2])\} \subseteq \dots,$$

However, in many applications (see Schilders (2009)), we are also interested in the row space of a matrix $\mathbf{Y} = [\mathbf{y}_1^\top; \mathbf{y}_2^\top; \dots; \mathbf{y}_n^\top] \in \mathbb{R}^{n \times p}$, where \mathbf{y}_i is the i -th row of \mathbf{Y} . The successive spaces spanned by the rows $\mathbf{y}_1, \mathbf{y}_2, \dots$ of \mathbf{Y} are

$$\mathcal{C}([\mathbf{y}_1]) \subseteq \mathcal{C}([\mathbf{y}_1, \mathbf{y}_2]) \subseteq \mathcal{C}([\mathbf{y}_1, \mathbf{y}_2, \mathbf{y}_3]) \subseteq \dots$$

The QR decomposition thus has its sibling which finds the orthogonal row space. By applying QR decomposition on $\mathbf{Y}^\top = \mathbf{Q}_0 \mathbf{R}$, we recover the LQ decomposition of the matrix $\mathbf{Y} = \mathbf{L} \mathbf{Q}$ where $\mathbf{Q} = \mathbf{Q}_0^\top$ and $\mathbf{L} = \mathbf{R}^\top$. The LQ decomposition is helpful in demonstrating the UTV decomposition's existence in the following section.

Theorem 1.7 (LQ Decomposition) *Every $n \times p$ matrix \mathbf{Y} (whether linearly independent or dependent rows) with $p \geq n$ can be factored as*

$$\mathbf{Y} = \mathbf{L} \mathbf{Q},$$

where

1. **Reduced:** \mathbf{L} is an $n \times n$ lower triangular matrix and \mathbf{Q} is $n \times p$ with orthonormal rows which is known as the **reduced LQ decomposition**;
2. **Full:** \mathbf{L} is an $n \times p$ lower triangular matrix and \mathbf{Q} is $p \times p$ with orthonormal rows which is known as the **full LQ decomposition**. If further restrict the lower triangular matrix to be a square matrix, the full LQ decomposition can be denoted as

$$\mathbf{Y} = [\mathbf{L}_0 \quad \mathbf{0}] \mathbf{Q},$$

where \mathbf{L}_0 is an $n \times n$ square lower triangular matrix.

Similarly, a comparison between the reduced and full LQ decomposition is shown in Figure 1.5.

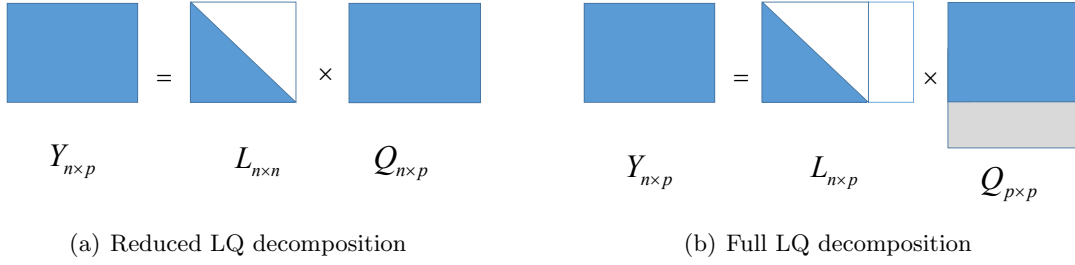


Figure 1.5: Comparison between the reduced and full LQ decomposition. White entries are zero and blue entries are not necessarily zero. Grey columns denote silent columns.

1.5. Least Squares via UTV Decomposition for Rank Deficient Matrix

The UTV decomposition goes further from QR and LQ decomposition by factoring the matrix into two orthogonal matrices $\mathbf{X} = \mathbf{UTV}$, where \mathbf{U}, \mathbf{V} are orthogonal, whilst \mathbf{T} is (upper/lower) triangular.¹ The resulting \mathbf{T} supports rank estimation. The matrix \mathbf{T} can be lower triangular which results in the ULV decomposition, or it can be upper triangular which results in the URV decomposition. The UTV framework shares a similar form as the singular value decomposition (SVD, see Theorem 1.11, p. 32) and can be regarded as inexpensive alternative to the SVD.

Theorem 1.8 (Full ULV Decomposition) *Every $n \times p$ matrix \mathbf{X} with rank r can be factored as*

$$\mathbf{X} = \mathbf{U} \begin{bmatrix} \mathbf{L} & \mathbf{0} \\ \mathbf{0} & \mathbf{0} \end{bmatrix} \mathbf{V},$$

where $\mathbf{U} \in \mathbb{R}^{n \times n}$ and $\mathbf{V} \in \mathbb{R}^{p \times p}$ are two orthogonal matrices, and $\mathbf{L} \in \mathbb{R}^{r \times r}$ is a lower triangular matrix.

The existence of the ULV decomposition is the consequence of the QR and LQ decomposition.

Proof [of Theorem 1.8] For any rank r matrix $\mathbf{X} = [\mathbf{x}_1, \mathbf{x}_2, \dots, \mathbf{x}_p]$, we can use a column permutation matrix \mathbf{P} (Definition 0.15, p. 13) such that the linearly independent columns of \mathbf{X} appear in the first r columns of \mathbf{XP} . Without loss of generality, we assume $\mathbf{b}_1, \mathbf{b}_2, \dots, \mathbf{b}_r$ are the r linearly independent columns of \mathbf{X} and

$$\mathbf{XP} = [\mathbf{b}_1, \mathbf{b}_2, \dots, \mathbf{b}_r, \mathbf{b}_{r+1}, \dots, \mathbf{b}_p].$$

Let $\mathbf{Z} = [\mathbf{b}_1, \mathbf{b}_2, \dots, \mathbf{b}_r] \in \mathbb{R}^{n \times r}$. Since any \mathbf{b}_i ($i \in \{1, 2, \dots, p\}$) is in the column space of \mathbf{Z} , we can find a transformation matrix $\mathbf{E} \in \mathbb{R}^{r \times (p-r)}$ such that

$$[\mathbf{b}_{r+1}, \mathbf{b}_{r+2}, \dots, \mathbf{b}_p] = \mathbf{ZE}.$$

1. These decompositions fall into a category known as the *two-sided orthogonal decomposition*. We will see, the UTV decomposition, complete orthogonal decomposition (Lu, 2021), and singular value decomposition are all in this notion.

That is,

$$\mathbf{X}\mathbf{P} = [\mathbf{b}_1, \mathbf{b}_2, \dots, \mathbf{b}_r, \mathbf{b}_{r+1}, \dots, \mathbf{b}_p] = \mathbf{Z} \begin{bmatrix} \mathbf{I}_r & \mathbf{E} \end{bmatrix},$$

where \mathbf{I}_r is an $r \times r$ identity matrix. Moreover, $\mathbf{Z} \in \mathbb{R}^{n \times r}$ has full column rank such that its full QR decomposition is given by $\mathbf{Z} = \mathbf{U} \begin{bmatrix} \mathbf{R} \\ \mathbf{0} \end{bmatrix}$, where $\mathbf{R} \in \mathbb{R}^{r \times r}$ is an upper triangular matrix with full rank and \mathbf{U} is an orthogonal matrix. This implies

$$\mathbf{X}\mathbf{P} = \mathbf{Z} \begin{bmatrix} \mathbf{I}_r & \mathbf{E} \end{bmatrix} = \mathbf{U} \begin{bmatrix} \mathbf{R} \\ \mathbf{0} \end{bmatrix} \begin{bmatrix} \mathbf{I}_r & \mathbf{E} \end{bmatrix} = \mathbf{U} \begin{bmatrix} \mathbf{R} & \mathbf{R}\mathbf{E} \\ \mathbf{0} & \mathbf{0} \end{bmatrix}. \quad (1.2)$$

Since \mathbf{R} has full rank, this means $\begin{bmatrix} \mathbf{R} & \mathbf{R}\mathbf{E} \end{bmatrix}$ also has full rank such that its full LQ decomposition is given by $\begin{bmatrix} \mathbf{L} & \mathbf{0} \end{bmatrix} \mathbf{V}_0$ where $\mathbf{L} \in \mathbb{R}^{r \times r}$ is a lower triangular matrix and \mathbf{V}_0 is an orthogonal matrix. Substitute into Equation (1.2), we have

$$\mathbf{X} = \mathbf{U} \begin{bmatrix} \mathbf{L} & \mathbf{0} \\ \mathbf{0} & \mathbf{0} \end{bmatrix} \mathbf{V}_0 \mathbf{P}^{-1}.$$

Let $\mathbf{V} = \mathbf{V}_0 \mathbf{P}^{-1}$ which is a product of two orthogonal matrices, and is also an orthogonal matrix. This completes the proof. \blacksquare

A second way to see the proof of the ULV decomposition is discussed in Lu (2021) via the rank-revealing QR (RRQR) decomposition and trivial QR decomposition. And we shall not go into the details.

Reduced ULV Decomposition Now suppose the ULV decomposition of matrix \mathbf{X} is

$$\mathbf{X} = \mathbf{U} \begin{bmatrix} \mathbf{L} & \mathbf{0} \\ \mathbf{0} & \mathbf{0} \end{bmatrix} \mathbf{V}.$$

Let $\mathbf{U}_0 = \mathbf{U}_{:,1:r}$ and $\mathbf{V}_0 = \mathbf{V}_{1:r,:}$, i.e., \mathbf{U}_0 contains only the first r columns of \mathbf{U} , and \mathbf{V}_0 contains only the first r rows of \mathbf{V} . Then, we still have $\mathbf{A} = \mathbf{U}_0 \mathbf{L} \mathbf{V}_0$. This is known as the **reduced ULV decomposition**. The comparison between the reduced and the full ULV decomposition is shown in Figure 1.6 where white entries are zero and blue entries are not necessarily zero.

Similarly, we can also claim the URV decomposition as follows.

Theorem 1.9 (Full URV Decomposition) *Every $n \times p$ matrix \mathbf{X} with rank r can be factored as*

$$\mathbf{X} = \mathbf{U} \begin{bmatrix} \mathbf{R} & \mathbf{0} \\ \mathbf{0} & \mathbf{0} \end{bmatrix} \mathbf{V},$$

where $\mathbf{U} \in \mathbb{R}^{n \times n}$ and $\mathbf{V} \in \mathbb{R}^{p \times p}$ are two orthogonal matrices, and $\mathbf{R} \in \mathbb{R}^{r \times r}$ is an upper triangular matrix.

Proof [of Theorem 1.9] For any rank r matrix $\mathbf{X} = [\mathbf{x}_1^\top; \mathbf{x}_2^\top; \dots; \mathbf{x}_n^\top]$ where $\mathbf{x}_1, \mathbf{x}_2, \dots$ are the rows of \mathbf{X} , we can again construct a row permutation matrix \mathbf{P} (Definition 0.15, p. 13)

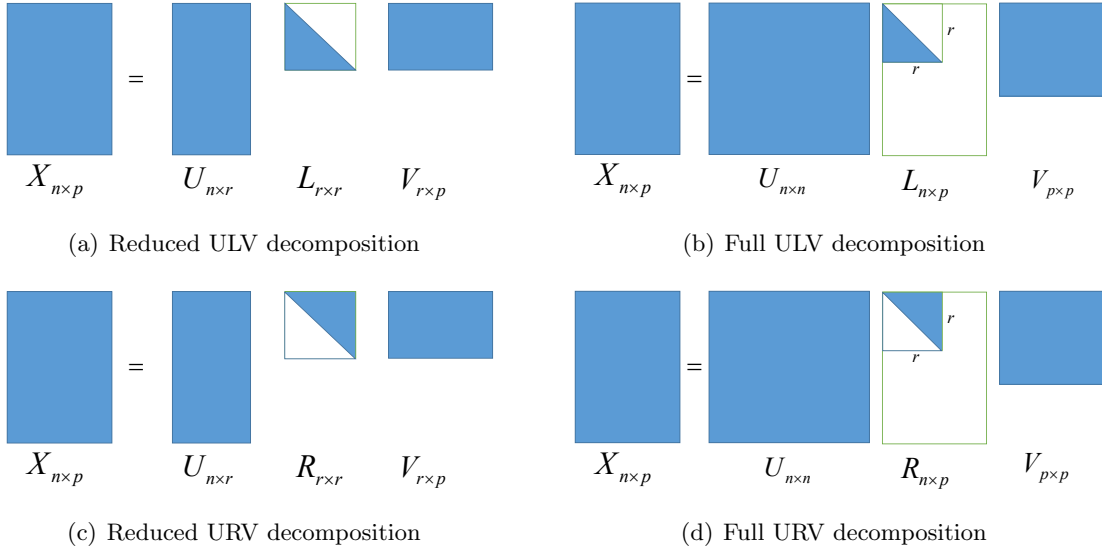


Figure 1.6: Comparison between the reduced and full ULV, and between the reduced and full URV.

such that the independent rows of \mathbf{X} appear in the first r rows of $\mathbf{P}\mathbf{X}$. Without loss of generality, we assume $\mathbf{b}_1^\top, \mathbf{b}_2^\top, \dots, \mathbf{b}_r^\top$ are the r linearly independent rows of \mathbf{X} and

$$\mathbf{P}\mathbf{X} = [\mathbf{b}_1^\top; \mathbf{b}_2^\top; \dots; \mathbf{b}_r^\top; \mathbf{b}_{r+1}^\top; \dots; \mathbf{b}_n^\top] \in \mathbb{R}^{n \times p}.$$

Let $\mathbf{Z} = [\mathbf{b}_1^\top; \mathbf{b}_2^\top; \dots; \mathbf{b}_r^\top] \in \mathbb{R}^{r \times p}$. Since any \mathbf{b}_i is in the row space of \mathbf{Z} , we can find a transformation matrix $\mathbf{E} \in \mathbb{R}^{(n-r) \times r}$ such that

$$\begin{bmatrix} \mathbf{b}_{r+1}^\top \\ \mathbf{b}_{r+2}^\top \\ \vdots \\ \mathbf{b}_n^\top \end{bmatrix} = \mathbf{E}\mathbf{Z}.$$

That is,

$$\mathbf{P}\mathbf{X} = \begin{bmatrix} \mathbf{b}_1^\top \\ \mathbf{b}_2^\top \\ \vdots \\ \mathbf{b}_r^\top \\ \mathbf{b}_{r+1}^\top \\ \vdots \\ \mathbf{b}_n^\top \end{bmatrix} = \begin{bmatrix} \mathbf{I}_r \\ \mathbf{E} \end{bmatrix} \mathbf{Z}$$

where \mathbf{I}_r is an $r \times r$ identity matrix. Moreover, $\mathbf{Z} \in \mathbb{R}^{r \times n}$ has full row rank such that its full LQ decomposition is given by $\mathbf{Z} = [\mathbf{L}, \mathbf{0}]\mathbf{V}$, where $\mathbf{L} \in \mathbb{R}^{r \times r}$ is a lower triangular matrix with full rank and \mathbf{V} is an orthogonal matrix. This implies

$$\mathbf{P}\mathbf{X} = \begin{bmatrix} \mathbf{I}_r \\ \mathbf{E} \end{bmatrix} \mathbf{Z} = \begin{bmatrix} \mathbf{I}_r \\ \mathbf{E} \end{bmatrix} [\mathbf{L} \quad \mathbf{0}] \mathbf{V} = \begin{bmatrix} \mathbf{L} & \mathbf{0} \\ \mathbf{E}\mathbf{L} & \mathbf{0} \end{bmatrix} \mathbf{V}. \quad (1.3)$$

Since \mathbf{L} has full rank, this means $\begin{bmatrix} \mathbf{L} \\ \mathbf{E}\mathbf{L} \end{bmatrix}$ also has full rank such that its full QR decomposition is given by $\mathbf{U}_0 \begin{bmatrix} \mathbf{R} \\ \mathbf{0} \end{bmatrix}$ where $\mathbf{R} \in \mathbb{R}^{r \times r}$ is upper triangular and \mathbf{U}_0 is an orthogonal matrix. Substitute into Equation (1.3), we have

$$\mathbf{A} = \mathbf{P}^{-1} \mathbf{U}_0 \begin{bmatrix} \mathbf{R} & \mathbf{0} \\ \mathbf{0} & \mathbf{0} \end{bmatrix} \mathbf{V}.$$

Let $\mathbf{U} = \mathbf{P}^{-1} \mathbf{U}_0$, which is a product of two orthogonal matrices, and is also an orthogonal matrix, from which the result follows. \blacksquare

Again, there is a version of reduced URV decomposition and the difference between the full and reduced URV can be implied from the context as shown in Figure 1.6. The ULV and URV sometimes are referred to as the UTV decomposition framework (Fierro and Hansen, 1997; Golub and Van Loan, 2013).

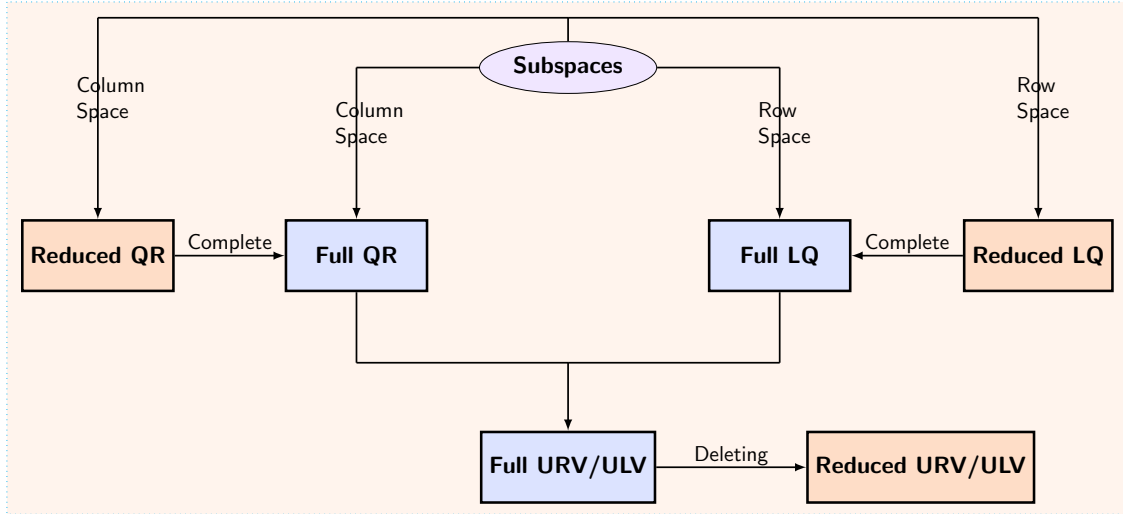


Figure 1.7: Derive the ULV/URV by the QR and LR.

The relationship between the QR and ULV/URV is depicted in Figure 1.7. Furthermore, the ULV and URV decomposition can be applied to prove an important property in linear algebra: the row rank and column rank of any matrix are the same (Lu, 2021). Whereas, an elementary construction to prove this claim is provided in Appendix A.1 (p. 135).

We will shortly see that the forms of ULV and URV are very close to the singular value decomposition (SVD). All of the three factor the matrix \mathbf{X} into two orthogonal matrices. Especially, there exists a set of basis for the four subspaces of \mathbf{X} in the fundamental theorem of linear algebra via the ULV and the URV. Taking ULV as an example, the first r columns of \mathbf{U} form an orthonormal basis of $\mathcal{C}(\mathbf{X})$, and the last $(n - r)$ columns of \mathbf{U} form an orthonormal basis of $\mathcal{N}(\mathbf{X}^\top)$. The first r rows of \mathbf{V} form an orthonormal basis for the row

space $\mathcal{C}(\mathbf{X}^\top)$, and the last $(p - r)$ rows form an orthonormal basis for $\mathcal{N}(\mathbf{X})$:

$$\begin{aligned}\mathcal{C}(\mathbf{X}) &= \text{span}\{\mathbf{u}_1, \mathbf{u}_2, \dots, \mathbf{u}_r\}, \\ \mathcal{N}(\mathbf{X}) &= \text{span}\{\mathbf{v}_{r+1}, \mathbf{v}_{r+2}, \dots, \mathbf{v}_p\}, \\ \mathcal{C}(\mathbf{X}^\top) &= \text{span}\{\mathbf{v}_1, \mathbf{v}_2, \dots, \mathbf{v}_r\}, \\ \mathcal{N}(\mathbf{X}^\top) &= \text{span}\{\mathbf{u}_{r+1}, \mathbf{u}_{r+2}, \dots, \mathbf{u}_n\}.\end{aligned}$$

The SVD goes further that there is a connection between the two pairs of orthonormal basis, i.e., transforming from column basis into row basis, or left null space basis into right null space basis. We will get more details in the SVD section.

Least Squares via ULV/URV for Rank Deficient Matrices In Section 1.4 (p. 23), we introduce the LS via the full QR decomposition for full rank matrices. However, it often happens that the matrix may be rank-deficient. If \mathbf{X} does not have full column rank, $\mathbf{X}^\top \mathbf{X}$ is not invertible. We can then use the ULV/URV decomposition to find the least squares solution as illustrated in the following theorem.

Theorem 1.10 (LS via ULV/URV for Rank Deficient Matrix) *Let $\mathbf{X} \in \mathbb{R}^{n \times p}$ with rank r and $n \geq p$. Suppose $\mathbf{X} = \mathbf{U}\mathbf{T}\mathbf{V}$ is its full ULV/URV decomposition with $\mathbf{U} \in \mathbb{R}^{n \times n}$, $\mathbf{V} \in \mathbb{R}^{p \times p}$ being orthogonal matrix matrices, and*

$$\mathbf{T} = \begin{bmatrix} \mathbf{T}_{11} & \mathbf{0} \\ \mathbf{0} & \mathbf{0} \end{bmatrix}$$

where $\mathbf{T}_{11} \in \mathbb{R}^{r \times r}$ is a lower triangular matrix or an upper triangular matrix. Suppose $\mathbf{y} \in \mathbb{R}^n$, then the OLS solution with minimal 2-norm to $\mathbf{X}\boldsymbol{\beta} = \mathbf{y}$ is given by

$$\hat{\boldsymbol{\beta}} = \mathbf{V}^\top \begin{bmatrix} \mathbf{T}_{11}^{-1} \mathbf{c} \\ \mathbf{0} \end{bmatrix},$$

where \mathbf{c} is the first r components of $\mathbf{U}^\top \mathbf{y}$.

Proof [of Theorem 1.10] Since $\mathbf{X} = \mathbf{Q}\mathbf{R}$ is the full QR decomposition of \mathbf{X} and $n \geq p$, the last $n - p$ rows of \mathbf{R} are zero as shown in Figure 1.4 (p. 24). Let $\mathbf{R}_1 \in \mathbb{R}^{p \times p}$ be the square upper triangular in \mathbf{R} and $\mathbf{Q}^\top \mathbf{X} = \mathbf{R} = \begin{bmatrix} \mathbf{R}_1 \\ \mathbf{0} \end{bmatrix}$. Thus,

$$\begin{aligned}\|\mathbf{X}\boldsymbol{\beta} - \mathbf{y}\|^2 &= (\mathbf{X}\boldsymbol{\beta} - \mathbf{y})^\top (\mathbf{X}\boldsymbol{\beta} - \mathbf{y}) \\ &= (\mathbf{X}\boldsymbol{\beta} - \mathbf{y})^\top \mathbf{U}\mathbf{U}^\top (\mathbf{X}\boldsymbol{\beta} - \mathbf{y}) && \text{(Since } \mathbf{U} \text{ is an orthogonal matrix)} \\ &= \|\mathbf{U}^\top \mathbf{X}\boldsymbol{\beta} - \mathbf{U}^\top \mathbf{y}\|^2 && \text{(Invariant under orthogonal)} \\ &= \|\mathbf{U}^\top \mathbf{U}\mathbf{T}\mathbf{V}\boldsymbol{\beta} - \mathbf{U}^\top \mathbf{y}\|^2 \\ &= \|\mathbf{T}\mathbf{V}\boldsymbol{\beta} - \mathbf{U}^\top \mathbf{y}\|^2 \\ &= \|\mathbf{T}_{11}\mathbf{e} - \mathbf{c}\|^2 + \|\mathbf{d}\|^2,\end{aligned}$$

where \mathbf{c} is the first r components of $\mathbf{U}^\top \mathbf{y}$ and \mathbf{d} is the last $n - r$ components of $\mathbf{U}^\top \mathbf{y}$, \mathbf{e} is the first r components of $\mathbf{V}\boldsymbol{\beta}$ and \mathbf{f} is the last $p - r$ components of $\mathbf{V}\boldsymbol{\beta}$:

$$\mathbf{U}^\top \mathbf{y} = \begin{bmatrix} \mathbf{c} \\ \mathbf{d} \end{bmatrix}, \quad \mathbf{V}\boldsymbol{\beta} = \begin{bmatrix} \mathbf{e} \\ \mathbf{f} \end{bmatrix}.$$

And the OLS solution can be calculated by back/forward substitution of the upper/lower triangular system $\mathbf{T}_{11}\mathbf{e} = \mathbf{c}$, i.e., $\mathbf{e} = \mathbf{T}_{11}^{-1}\mathbf{c}$. For $\boldsymbol{\beta}$ to have the minimal 2-norm, \mathbf{f} must be zero. That is

$$\hat{\boldsymbol{\beta}} = \mathbf{V}^\top \begin{bmatrix} \mathbf{T}_{11}^{-1}\mathbf{c} \\ \mathbf{0} \end{bmatrix}.$$

This completes the proof. ■

We will shortly find that a similar argument can also be made via the singular value decomposition (SVD) in the following section since SVD shares a similar form as the ULV/URV, both sandwiched by two orthogonal matrices. And SVD goes further by diagonalizing the matrix. Interesting readers can also derive the LS solution via the rank-revealing QR (RRQR) decomposition (Lu, 2021), and we shall not repeat the details.

A word on the minimal 2-norm LS solution For the least squares problem, the set of all minimizers

$$\mathcal{X} = \{\boldsymbol{\beta} \in \mathbb{R}^p : \|\mathbf{A}\boldsymbol{\beta} - \mathbf{y}\|^2 = \min\}$$

is convex (Golub and Van Loan, 2013). Given $\boldsymbol{\beta}_1, \boldsymbol{\beta}_2 \in \mathcal{X}$ and $\lambda \in [0, 1]$, then it follows that

$$\|\mathbf{X}(\lambda\boldsymbol{\beta}_1 + (1 - \lambda)\boldsymbol{\beta}_2) - \mathbf{y}\| \leq \lambda\|\mathbf{X}\boldsymbol{\beta}_1 - \mathbf{y}\| + (1 - \lambda)\|\mathbf{X}\boldsymbol{\beta}_2 - \mathbf{y}\| = \min_{\boldsymbol{\beta} \in \mathbb{R}^p} \|\mathbf{X}\boldsymbol{\beta} - \mathbf{y}\|.$$

Thus $\lambda\boldsymbol{\beta}_1 + (1 - \lambda)\boldsymbol{\beta}_2 \in \mathcal{X}$. In the above proof, if we do not set $\mathbf{f} = \mathbf{0}$, we will find more least squares solutions. However, the minimal 2-norm least squares solution is unique. For the full-rank case discussed in the previous section, the least squares solution is unique and it must have a minimal 2-norm. See also (Foster, 2003; Golub and Van Loan, 2013) for a more detailed discussion on this topic.

1.6. Least Squares via Full SVD for Rank Deficient Matrix

By QR decomposition, we factor the matrix into an orthogonal matrix. Instead of factoring the matrix into one orthogonal matrix, SVD gives rise to two orthogonal matrices, like the UTV decomposition. We illustrate the result of SVD in the following theorem. And in Appendix B.5 (p. 171), we provide rigorous proof for the existence of SVD.

Theorem 1.11 (Full Singular Value Decomposition) *For every real $n \times p$ matrix \mathbf{X} with rank r , then matrix \mathbf{X} can be factored as*

$$\mathbf{X} = \mathbf{U}\boldsymbol{\Sigma}\mathbf{V}^\top,$$

where the left-upper side of $\Sigma \in \mathbb{R}^{n \times p}$ is a diagonal matrix, that is $\Sigma = \begin{bmatrix} \Sigma_1 & 0 \\ 0 & 0 \end{bmatrix}$ where

$\Sigma_1 = \text{diag}(\sigma_1, \sigma_2, \dots, \sigma_r) \in \mathbb{R}^{r \times r}$ with $\sigma_1 \geq \sigma_2 \geq \dots \geq \sigma_r$ and

- σ_i 's are the nonzero **singular values** of matrix \mathbf{X} , in the meantime, they are the (positive) square roots of the nonzero **eigenvalues** of $\mathbf{X}^\top \mathbf{X}$ and $\mathbf{X} \mathbf{X}^\top$.

- $\mathbf{U} \in \mathbb{R}^{n \times n}$ contains the r eigenvectors of $\mathbf{X} \mathbf{X}^\top$ corresponding to the r nonzero eigenvalues of $\mathbf{X} \mathbf{X}^\top$ and $n - r$ extra orthonormal vectors from $\mathcal{N}(\mathbf{X}^\top)$.

- $\mathbf{V} \in \mathbb{R}^{p \times p}$ contains the r eigenvectors of $\mathbf{X}^\top \mathbf{X}$ corresponding to the r nonzero eigenvalues of $\mathbf{X}^\top \mathbf{X}$ and $p - r$ extra orthonormal vectors from $\mathcal{N}(\mathbf{X})$.

- Moreover, the columns of \mathbf{U} and \mathbf{V} are called the **left and right singular vectors** of \mathbf{X} , respectively.

- Further, the columns of \mathbf{U} and \mathbf{V} are orthonormal, and \mathbf{U} and \mathbf{V} are orthogonal matrices.

In particular, we can write the matrix decomposition by $\mathbf{X} = \mathbf{U} \Sigma \mathbf{V}^\top = \sum_{i=1}^r \sigma_i \mathbf{u}_i \mathbf{v}_i^\top$, which is a sum of r rank-one matrices.

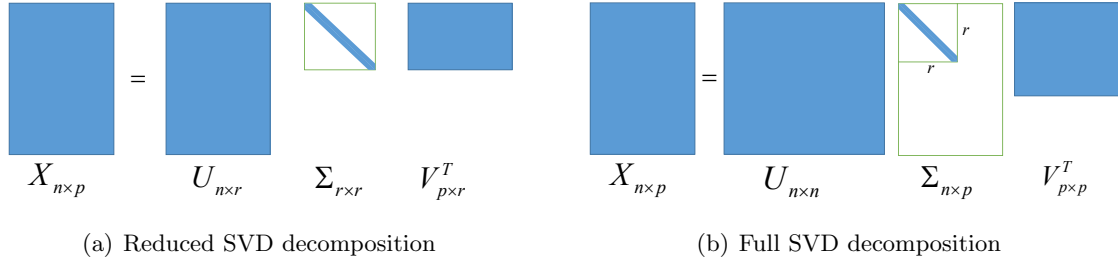


Figure 1.8: Comparison of reduced and full SVD. White entries are zero and blue entries are not necessarily zero

Similar to QR decomposition, there is a version of reduced SVD (see Theorem B.20 in Appendix B.5, p. 171) by removing the silent columns in \mathbf{U} and \mathbf{V} . The blue texts in Theorem 1.11 describe the difference between reduced and full SVD. The comparison of the reduced and the full SVD is shown in Figure 1.8 where white entries are zero and blue entries are not necessarily zero.

As mentioned above, there exists a set of orthonormal basis of the four subspaces in fundamental theorem of linear algebra from the construction of SVD.

Lemma 1.12 (Four Orthonormal Basis in SVD) *Given the full SVD of matrix $\mathbf{X} = \mathbf{U} \Sigma \mathbf{V}^\top$, where $\mathbf{U} = [\mathbf{u}_1, \mathbf{u}_2, \dots, \mathbf{u}_n]$ and $\mathbf{V} = [\mathbf{v}_1, \mathbf{v}_2, \dots, \mathbf{v}_p]$ are the column partitions of \mathbf{U} and \mathbf{V} . Then, we have the following property:*

- $\{\mathbf{v}_1, \mathbf{v}_2, \dots, \mathbf{v}_r\}$ is an orthonormal basis of the row space, $\mathcal{C}(\mathbf{X}^\top)$;
- $\{\mathbf{v}_{r+1}, \mathbf{v}_{r+2}, \dots, \mathbf{v}_p\}$ is an orthonormal basis of $\mathcal{N}(\mathbf{X})$;

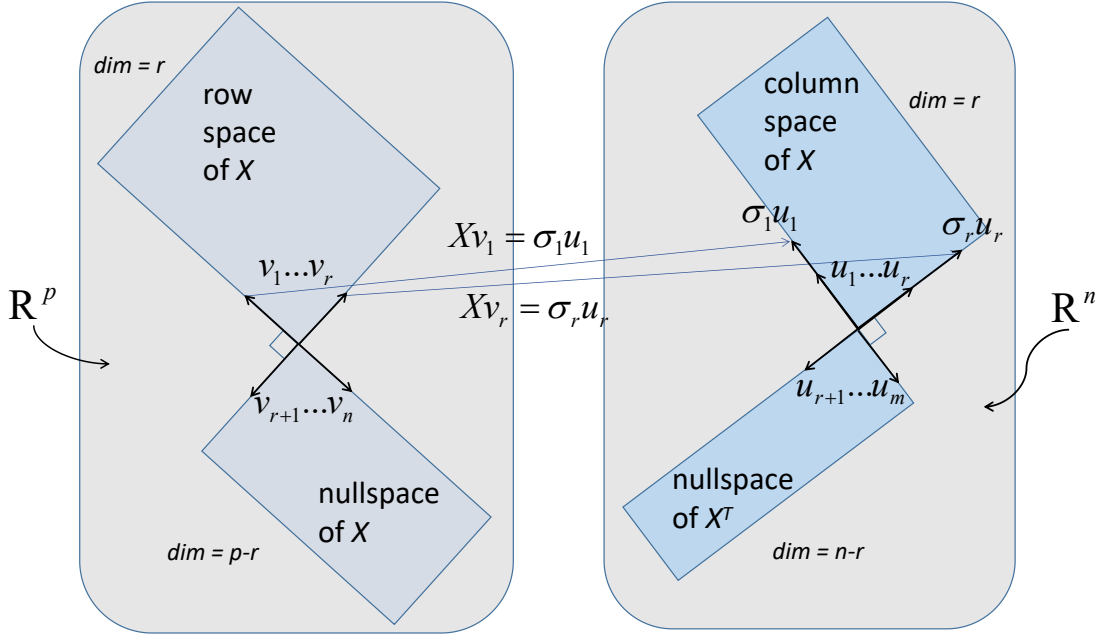


Figure 1.9: Orthonormal bases that diagonalize \mathbf{X} from SVD. $\{v_1, v_2, \dots, v_r\}$ is an orthonormal basis of $\mathcal{C}(\mathbf{X}^\top)$, and $\{u_1, u_2, \dots, u_r\}$ is an orthonormal basis of $\mathcal{C}(\mathbf{X})$. \mathbf{X} transfers the row basis v_i into column basis u_i by $\sigma_i u_i = \mathbf{X} v_i$ for all $i \in \{1, 2, \dots, r\}$.

- $\{u_1, u_2, \dots, u_r\}$ is an orthonormal basis of the column space, $\mathcal{C}(\mathbf{X})$;
- $\{u_{r+1}, u_{r+2}, \dots, u_n\}$ is an orthonormal basis of $\mathcal{N}(\mathbf{X}^\top)$.

The proof of Lemma 1.12 is provided in Appendix B.5 (p. 171) and the relationship of the four subspaces is demonstrated in Figure 1.9 where \mathbf{X} transfers the row basis v_i into column basis u_i by $\sigma_i u_i = \mathbf{X} v_i$ for all $i \in \{1, 2, \dots, r\}$.

Coming back to the least squares problem, we assume \mathbf{X} has full rank previously. However, if \mathbf{X} does not have full column rank, $\mathbf{X}^\top \mathbf{X}$ is not invertible. We thus can use the SVD decomposition of \mathbf{X} to solve the least squares problem with rank-deficient \mathbf{X} . And we illustrate this rank-deficient least squares method in the following theorem.

Theorem 1.13 (LS via SVD for Rank Deficient Matrix) Let $\mathbf{X} \in \mathbb{R}^{n \times p}$, $\mathbf{X} = \mathbf{U} \mathbf{\Sigma} \mathbf{V}^\top$ be its full SVD decomposition with $\mathbf{U} \in \mathbb{R}^{n \times n}$ and $\mathbf{V} \in \mathbb{R}^{p \times p}$ being orthogonal matrices and $\text{rank}(\mathbf{X}) = r \leq \min\{n, p\}$. Suppose $\mathbf{U} = [u_1, u_2, \dots, u_n]$, $\mathbf{V} = [v_1, v_2, \dots, v_p]$ and $\mathbf{y} \in \mathbb{R}^n$, then the OLS solution to $\mathbf{X}\beta = \mathbf{y}$ is given by

$$\hat{\beta} = \sum_{i=1}^r \frac{u_i^\top \mathbf{y}}{\sigma_i} v_i = \mathbf{V} \mathbf{\Sigma}^+ \mathbf{U}^\top \mathbf{y},$$

where the upper-left side of $\Sigma^+ \in \mathbb{R}^{p \times n}$ is a diagonal matrix $\Sigma^+ = \begin{bmatrix} \Sigma_1^+ & \mathbf{0} \\ \mathbf{0} & \mathbf{0} \end{bmatrix}$ with $\Sigma_1^+ = \text{diag}(\frac{1}{\sigma_1}, \frac{1}{\sigma_2}, \dots, \frac{1}{\sigma_r})$.

Proof [of Theorem 1.13] Write out the loss to be minimized

$$\begin{aligned} \|\mathbf{X}\boldsymbol{\beta} - \mathbf{y}\|^2 &= (\mathbf{X}\boldsymbol{\beta} - \mathbf{y})^\top (\mathbf{X}\boldsymbol{\beta} - \mathbf{y}) \\ &= (\mathbf{X}\boldsymbol{\beta} - \mathbf{y})^\top \mathbf{U}\mathbf{U}^\top (\mathbf{X}\boldsymbol{\beta} - \mathbf{y}) && \text{(Since } \mathbf{U} \text{ is an orthogonal matrix)} \\ &= \|\mathbf{U}^\top \mathbf{X}\boldsymbol{\beta} - \mathbf{U}^\top \mathbf{y}\|^2 && \text{(Invariant under orthogonal)} \\ &= \|\mathbf{U}^\top \mathbf{X}\mathbf{V}\mathbf{V}^\top \boldsymbol{\beta} - \mathbf{U}^\top \mathbf{y}\|^2 && \text{(Since } \mathbf{V} \text{ is an orthogonal matrix)} \\ &= \|\Sigma \boldsymbol{\alpha} - \mathbf{U}^\top \mathbf{y}\|^2 && \text{(Let } \boldsymbol{\alpha} = \mathbf{V}^\top \boldsymbol{\beta}) \\ &= \sum_{i=1}^r (\sigma_i \alpha_i - \mathbf{u}_i^\top \mathbf{y})^2 + \sum_{i=r+1}^n (\mathbf{u}_i^\top \mathbf{y})^2. && \text{(Since } \sigma_{r+1} = \sigma_{r+2} = \dots = \sigma_n = 0) \end{aligned}$$

Since $\boldsymbol{\beta}$ only appears in $\boldsymbol{\alpha}$, we just need to set $\alpha_i = \frac{\mathbf{u}_i^\top \mathbf{y}}{\sigma_i}$ for all $i \in \{1, 2, \dots, r\}$ to minimize the above equation. The result will be the same for any value of $\alpha_{r+1}, \alpha_{r+2}, \dots, \alpha_p$. From the regularization point of view, we can set them to be 0 (to get the minimal norm as that in the UTV decomposition, Theorem 1.10, p. 31). This provides the SVD-based OLS :

$$\hat{\boldsymbol{\beta}} = \sum_{i=1}^r \frac{\mathbf{u}_i^\top \mathbf{y}}{\sigma_i} \mathbf{v}_i = \mathbf{V}\Sigma^+ \mathbf{U}^\top \mathbf{y} = \mathbf{X}^+ \mathbf{y},$$

where $\mathbf{X}^+ = \mathbf{V}\Sigma^+ \mathbf{U}^\top \in \mathbb{R}^{p \times n}$ is known as the *pseudo-inverse* of \mathbf{X} . Refer to Appendix C.1 (p. 175) for a detailed discussion about the pseudo-inverse where we also prove that **the column space of \mathbf{X}^+ is equal to the row space of \mathbf{X} , and the row space of \mathbf{X}^+ is equal to the column space of \mathbf{X} .** ■

Lemma 1.14 (LS in the Four Subspaces of Linear Algebra via SVD)

Assume $\mathbf{X} \in \mathbb{R}^{n \times p}$ is fixed and does **not** necessarily has full rank with $n \geq p$. Consider the overdetermined system $\mathbf{y} = \mathbf{X}\boldsymbol{\beta}$. Then, we can split \mathbf{y} into $\hat{\mathbf{y}} + \mathbf{e}$, where $\hat{\mathbf{y}}$ is in the column space of \mathbf{X} and \mathbf{e} is in the null space of \mathbf{X}^\top . We can always find this split since the column space of \mathbf{X} and the null space of \mathbf{X}^\top span the whole space \mathbb{R}^n . The relationship between \mathbf{e} and \mathbf{p} is shown in Figure 1.10. Let $\mathbf{X}^+ = \mathbf{V}\Sigma^+ \mathbf{U}^\top$ be the pseudo-inverse of \mathbf{X} . The pseudo-inverse \mathbf{X}^+ agrees with \mathbf{X}^{-1} when \mathbf{X} is invertible. Then, we have the following properties (also shown in Figure 1.10)

1. For $\mathbf{e} \in \mathcal{N}(\mathbf{X}^\top)$, it follows that $\mathbf{X}^+ \mathbf{e} = \mathbf{0} \in \mathbb{R}^p$.

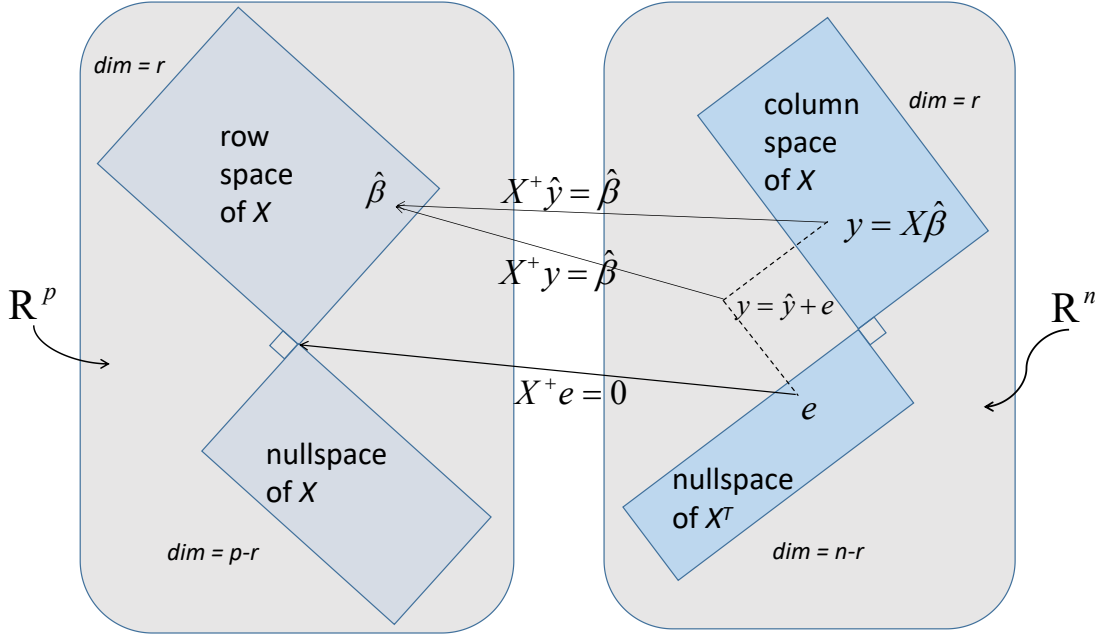


Figure 1.10: X^+ : Pseudo-inverse of X . A more detailed discussion of the four subspaces in pseudo-inverse is discussed in Appendix (Figure C.2, p. 187).

2. Given OLS solution $\hat{\beta}$ via SVD, it follows that $X^+ \hat{y} = X^+ y = \hat{\beta}$.
3. OLS solution $\hat{\beta}$ is in the row space of X , i.e., it cannot be split into a combination of two components that are in the row space of X and the null space of X respectively. This is the reason why $\hat{\beta}$ in Figure 1.10 is in the row space of X rather than in \mathbb{R}^p in general.

Proof [of Lemma 1.14] Since e is in $\mathcal{N}(X^\top)$ and it is perpendicular to $\mathcal{C}(X)$, and we have shown in Lemma 1.12 (p. 33), $\{u_1, u_2, \dots, u_r\}$ is an orthonormal basis of $\mathcal{C}(X)$, then the first r components of $U^\top e$ are all zeros. Therefore, $X^+ e = V \Sigma^+ U^\top e = 0$ (see Figure 1.10 where we transfer e from $\mathcal{N}(X^\top)$ into the $0 \in \mathbb{R}^p$ by X^+). Moreover, $\hat{\beta} = X^+ y = X^+ (\hat{y} + e) = X^+ \hat{y}$.

Further, we have also shown in Lemma 1.12 that $\{v_1, v_2, \dots, v_r\}$ is an orthonormal basis of $\mathcal{C}(X^\top)$, $\hat{\beta} = \sum_{i=1}^r \frac{u_i^\top y}{\sigma_i} v_i$ thus is in the row space of X . \blacksquare

In the next sections, we will also show that the \hat{y} is the closest point to y in the column space of X . This point is the projection \hat{y} of y . Then the error vector $e = y - \hat{y}$ has the minimal length (norm).

In addition to this OLS solution from SVD, in practice, a direct solution of the normal equations can lead to numerical difficulties when $X^\top X$ is close to singular. In particular,

when two or more of the columns in $\mathbf{X}^\top \mathbf{X}$ are nearly co-linear, the parameter values that are produced can be very huge. Such near degeneracies will not be uncommon when dealing with real data sets. The resulting numerical difficulties can be addressed using the SVD as well (Bishop, 2006).

1.7. By Geometry and Orthogonal Projection

As discussed above, the OLS estimator is to minimize $\|\mathbf{y} - \mathbf{X}\boldsymbol{\beta}\|^2$ which searches for a $\hat{\boldsymbol{\beta}}$ such that $\mathbf{X}\hat{\boldsymbol{\beta}}$ is in $\mathcal{C}(\mathbf{X})$ to minimize the distance between $\mathbf{X}\hat{\boldsymbol{\beta}}$ and \mathbf{y} . The nearest point is the projection $\hat{\mathbf{y}}$. The predicted value $\hat{\mathbf{y}} = \mathbf{X}\hat{\boldsymbol{\beta}}$ is the projection of \mathbf{y} onto $\mathcal{C}(\mathbf{X})$ by a projection matrix $\mathbf{H} = \mathbf{X}(\mathbf{X}^\top \mathbf{X})^{-1} \mathbf{X}^\top$ when \mathbf{X} has full column rank with $n \geq p$:

$$\hat{\mathbf{y}} = \mathbf{X}\hat{\boldsymbol{\beta}} = \mathbf{H}\mathbf{y},$$

where the matrix \mathbf{H} is also called the *hat matrix* as it puts a hat on the outputs.

But what is a projection matrix? We could not just say $\mathbf{H} = \mathbf{X}(\mathbf{X}^\top \mathbf{X})^{-1} \mathbf{X}^\top$ is a projection without any explanation. Before the discussion on projection matrix, we first provide some basic properties about symmetric and idempotent matrices that will be extensively used in the following sections.

1.7.1 Properties of Symmetric and Idempotent Matrices

Symmetric idempotent matrices have specific eigenvalues which will be very useful for the distribution theory of least squares in the next sections.

Lemma 1.15 (Eigenvalue of Symmetric Idempotent Matrices) *The only possible eigenvalues of any symmetric idempotent matrix are 0 and 1.*

In Lemma 1.17, we will show that the eigenvalues of idempotent matrices (not necessarily symmetric) are 1 and 0 as well which relaxes the conditions required here (both idempotent and symmetric). However, the method used in the proof is quite useful so we keep both of the claims. To prove the lemma above, we need to use the result of the spectral theorem as follows:

Theorem 1.16 (Spectral Decomposition) *A real matrix $\mathbf{A} \in \mathbb{R}^{n \times n}$ is symmetric if and only if there exists an orthogonal matrix \mathbf{Q} and a diagonal matrix $\mathbf{\Lambda}$ such that*

$$\mathbf{A} = \mathbf{Q}\mathbf{\Lambda}\mathbf{Q}^\top,$$

where the columns of $\mathbf{Q} = [\mathbf{q}_1, \mathbf{q}_2, \dots, \mathbf{q}_n]$ are eigenvectors of \mathbf{A} and orthonormal, and the entries of $\mathbf{\Lambda} = \text{diag}(\lambda_1, \lambda_2, \dots, \lambda_n)$ are the corresponding eigenvalues of \mathbf{A} , which are real. Specifically, we have the following properties:

1. A symmetric matrix has only **real eigenvalues**;
2. The eigenvectors can be chosen **orthonormal**;
3. The rank of \mathbf{A} is the number of nonzero eigenvalues;
4. If the eigenvalues are distinct, the eigenvectors are unique as well.

The proof of Spectral Decomposition is provided in Appendix B.4 (p. 167). And now we are ready to prove Lemma 1.15.

Proof [of Lemma 1.15] Suppose matrix \mathbf{A} is symmetric idempotent. By spectral theorem (Theorem 1.16, p. 37), we can decompose $\mathbf{A} = \mathbf{Q}\mathbf{\Lambda}\mathbf{Q}^\top$, where \mathbf{Q} is an orthogonal matrix and $\mathbf{\Lambda}$ is a diagonal matrix. Therefore, it follows that

$$\begin{aligned}
 (\mathbf{Q}\mathbf{\Lambda}\mathbf{Q}^\top)^2 &= \mathbf{Q}\mathbf{\Lambda}\mathbf{Q}^\top & (\mathbf{A} \text{ is symmetric and idempotent}) \\
 \mathbf{Q}\mathbf{\Lambda}\mathbf{Q}^\top\mathbf{Q}\mathbf{\Lambda}\mathbf{Q}^\top &= \mathbf{Q}\mathbf{\Lambda}\mathbf{Q}^\top \\
 \mathbf{Q}\mathbf{\Lambda}^2\mathbf{Q}^\top &= \mathbf{Q}\mathbf{\Lambda}\mathbf{Q}^\top \\
 \mathbf{\Lambda}^2 &= \mathbf{\Lambda} \\
 \lambda_i^2 &= \lambda_i.
 \end{aligned}$$

Thus the eigenvalues of \mathbf{A} satisfy that $\lambda_i \in \{0, 1\}$, $\forall i$. We complete the proof. \blacksquare

In the above lemma, we apply the spectral theorem to prove the only eigenvalues of any symmetric idempotent matrices are 1 and 0. This trick from spectral theorem is often used in mathematical proofs (see distribution theory sections in the sequel). By trivial trick, we can relax the condition from symmetric idempotent to idempotent.

Lemma 1.17 (Eigenvalue of Idempotent Matrices) *The only possible eigenvalues of any idempotent matrix are 0 and 1.*

Proof [of Lemma 1.17] Let \mathbf{x} be an eigenvector of the idempotent matrix \mathbf{A} corresponding to eigenvalue λ . That is

$$\mathbf{A}\mathbf{x} = \lambda\mathbf{x}.$$

Also, we have

$$\begin{aligned}
 \mathbf{A}^2\mathbf{x} &= (\mathbf{A}^2)\mathbf{x} = \mathbf{A}\mathbf{x} = \lambda\mathbf{x} \\
 &= \mathbf{A}(\mathbf{A}\mathbf{x}) = \mathbf{A}(\lambda\mathbf{x}) = \lambda\mathbf{A}\mathbf{x} = \lambda^2\mathbf{x},
 \end{aligned}$$

which implies $\lambda^2 = \lambda$ and λ is 0 or 1. \blacksquare

We also prove the rank of a symmetric idempotent matrix is equal to its trace which will be extremely useful in the next sections.

Lemma 1.18 (Rank and Trace of Symmetric Idempotent Matrices) *For any $n \times n$ symmetric idempotent matrix \mathbf{A} , the rank of \mathbf{A} equals to the trace of \mathbf{A} .*

Proof [of Lemma 1.18] From Spectral Theorem 1.16 (p. 37), matrix \mathbf{A} admits the spectral decomposition $\mathbf{A} = \mathbf{Q}\mathbf{\Lambda}\mathbf{Q}^\top$. Since \mathbf{A} and $\mathbf{\Lambda}$ are similar matrices, their rank and trace are the same (see Appendix A.3, p. 137). That is,

$$\begin{aligned} \text{rank}(\mathbf{A}) &= \text{rank}(\text{diag}(\lambda_1, \lambda_2, \dots, \lambda_n)), \\ \text{trace}(\mathbf{A}) &= \text{trace}(\text{diag}(\lambda_1, \lambda_2, \dots, \lambda_n)), \end{aligned}$$

By Lemma 1.15 (p. 37), the only eigenvalues of \mathbf{A} are 0 and 1. Then, $\text{rank}(\mathbf{A}) = \text{trace}(\mathbf{A})$. ■

In the above lemma, we prove the rank and trace of any symmetric idempotent matrix are the same. However, it is rather a loose condition. We here also prove that the only condition on idempotency has the same result. Again, although this lemma is a more general version, we provide both of them since the method used in the proof is quite useful in the sequel.

Lemma 1.19 (Rank and Trace of an Idempotent Matrix) *For any $n \times n$ idempotent matrix \mathbf{A} , the rank of \mathbf{A} equals to the trace of \mathbf{A} .*

Proof [of Lemma 1.19] Any $n \times n$ rank- r matrix \mathbf{A} admits CR decomposition $\mathbf{A} = \mathbf{C}\mathbf{R}$, where $\mathbf{C} \in \mathbb{R}^{n \times r}$ and $\mathbf{R} \in \mathbb{R}^{r \times n}$ with \mathbf{C}, \mathbf{R} having full rank r (see Lu (2021) or Appendix B.1, p. 142).² Then, it follows that

$$\begin{aligned} \mathbf{A}^2 &= \mathbf{A} \\ \mathbf{C}\mathbf{R}\mathbf{C}\mathbf{R} &= \mathbf{C}\mathbf{R} \\ \mathbf{R}\mathbf{C}\mathbf{R} &= \mathbf{R} \\ \mathbf{R}\mathbf{C} &= \mathbf{I}_r, \end{aligned}$$

where \mathbf{I}_r is an $r \times r$ identity matrix. Thus

$$\text{trace}(\mathbf{A}) = \text{trace}(\mathbf{C}\mathbf{R}) = \text{trace}(\mathbf{R}\mathbf{C}) = \text{trace}(\mathbf{I}_r) = r,$$

which equals the rank of \mathbf{A} . ■

2. CR decomposition: Any rank- r matrix $\mathbf{A} \in \mathbb{R}^{n \times p}$ can be factored as $\mathbf{A} = \mathbf{C}\mathbf{R}$, where \mathbf{C} is some r independent columns of \mathbf{A} , and \mathbf{R} is an $r \times p$ matrix to reconstruct the columns of \mathbf{A} from columns of \mathbf{C} . In particular, \mathbf{R} is the row reduced echelon form of \mathbf{A} without the zero rows, and both \mathbf{C} and \mathbf{R} have full rank r .

1.7.2 By Geometry and Orthogonal Projection

Formally, we define the *projection matrix* as follows:

Definition 1.2 (Projection Matrix) A matrix $\mathbf{H} \in \mathbb{R}^{n \times n}$ is called a *projection matrix* onto subspace $\mathcal{V} \in \mathbb{R}^n$ if and only if \mathbf{H} satisfies the following properties

- (P1) $\mathbf{H}\mathbf{y} \in \mathcal{V}$ for all $\mathbf{y} \in \mathbb{R}^n$: any vector can be projected onto subspace \mathcal{V} ;
- (P2) $\mathbf{H}\mathbf{y} = \mathbf{y}$ for all $\mathbf{y} \in \mathcal{V}$: projecting a vector already in that subspace has no further effect;
- (P3) $\mathbf{H}^2 = \mathbf{H}$, i.e., projecting twice is equal to projecting once because we are already in that subspace, i.e., \mathbf{H} is idempotent.

Since we project a vector in \mathbb{R}^n onto the subspace of \mathbb{R}^n , so any projection matrix is a square matrix. Otherwise, we will project onto the subspace of \mathbb{R}^m rather than \mathbb{R}^n . We realize that $\mathbf{H}\mathbf{y}$ is always in the column space of \mathbf{H} , and we would wonder about the relationship between \mathcal{V} and $\mathcal{C}(\mathbf{H})$. And actually, the column space of \mathbf{H} is equal to the subspace \mathcal{V} we want to project onto. Suppose $\mathcal{V} = \mathcal{C}(\mathbf{H})$ and suppose further that \mathbf{y} is already in the subspace $\mathcal{V} = \mathcal{C}(\mathbf{H})$, i.e., there is a vector $\boldsymbol{\alpha}$ such that $\mathbf{y} = \mathbf{H}\boldsymbol{\alpha}$. Given the only condition (P3) above, we have,

$$\mathbf{H}\mathbf{y} = \mathbf{H}\mathbf{H}\boldsymbol{\alpha} = \mathbf{H}\boldsymbol{\alpha} = \mathbf{y}.$$

That is, condition (P3) implies conditions (P1) and (P2). And the definition of the projection matrix can be relaxed to only the criterion on (P3).

Intuitively, we also want the projection $\hat{\mathbf{y}} = \mathbf{H}\mathbf{y}$ of any vector \mathbf{y} to be perpendicular to $\mathbf{y} - \hat{\mathbf{y}}$ such that the distance between $\hat{\mathbf{y}}$ and \mathbf{y} is minimal and agrees with our least squares error requirement. This is called the *orthogonal projection*.

Definition 1.3 (Orthogonal Projection Matrix) A matrix \mathbf{H} is called an *orthogonal projection matrix* onto subspace $\mathcal{V} \in \mathbb{R}^n$ if and only if \mathbf{H} is a projection matrix, and the projection $\hat{\mathbf{y}}$ of any vector $\mathbf{y} \in \mathbb{R}^n$ is perpendicular to $\mathbf{y} - \hat{\mathbf{y}}$, i.e., \mathbf{H} projects onto \mathcal{V} and along \mathcal{V}^\perp .

Note here the orthogonal projection does not mean the projection matrix is an orthogonal matrix, but the projection $\hat{\mathbf{y}}$ is perpendicular to $\mathbf{y} - \hat{\mathbf{y}}$. This orthogonal projection matrix is so special that we will take a projection implicitly as an orthogonal projection if not particularly clarified in the sequel.

Lemma 1.20 (Symmetric Orthogonal Projection Matrix) Any projection matrix \mathbf{H} is an orthogonal projection matrix if and only if \mathbf{H} is symmetric.

Proof [of Lemma 1.20] We prove by forward implication and converse implication separately as follows:

Forward implication Suppose \mathbf{H} is an orthogonal projection matrix \mathbf{H} which projects vectors onto subspace \mathcal{V} . Then vectors \mathbf{v} and \mathbf{w} can be decomposed into a vector lies in \mathcal{V} (\mathbf{v}_p and \mathbf{w}_p) and a vector lies in \mathcal{V}^\perp (\mathbf{v}_n and \mathbf{w}_n) such that

$$\begin{aligned}\mathbf{v} &= \mathbf{v}_p + \mathbf{v}_n \\ \mathbf{w} &= \mathbf{w}_p + \mathbf{w}_n.\end{aligned}$$

Since projection matrix \mathbf{H} will project vectors onto \mathcal{V} , then $\mathbf{H}\mathbf{v} = \mathbf{v}_p$ and $\mathbf{H}\mathbf{w} = \mathbf{w}_p$. We then have

$$\begin{aligned}(\mathbf{H}\mathbf{v})^\top \mathbf{w} &= \mathbf{v}_p^\top \mathbf{w} & \mathbf{v}^\top (\mathbf{H}\mathbf{w}) &= \mathbf{v}^\top \mathbf{w}_p \\ &= \mathbf{v}_p^\top (\mathbf{w}_p + \mathbf{w}_n) & &= (\mathbf{v}_p + \mathbf{v}_n)^\top \mathbf{w}_p \\ &= \mathbf{v}_p^\top \mathbf{w}_p + \mathbf{v}_p^\top \mathbf{w}_n & &= \mathbf{v}_p^\top \mathbf{w}_p + \mathbf{v}_n^\top \mathbf{w}_p \\ &= \mathbf{v}_p^\top \mathbf{w}_p, & &= \mathbf{v}_p^\top \mathbf{w}_p,\end{aligned}$$

where the last equation is from the fact that \mathbf{v}_p is perpendicular to \mathbf{w}_n , and \mathbf{v}_n is perpendicular to \mathbf{w}_p . Thus we have

$$(\mathbf{H}\mathbf{v})^\top \mathbf{w} = \mathbf{v}^\top (\mathbf{H}\mathbf{w}) \quad \underline{\text{leads to}} \quad \mathbf{v}^\top \mathbf{H}^\top \mathbf{w} = \mathbf{v}^\top \mathbf{H}\mathbf{w},$$

which implies $\mathbf{H}^\top = \mathbf{H}$.

Converse implication For the reverse, if a projection matrix \mathbf{H} (not necessarily an orthogonal projection) is symmetric, then any vector \mathbf{v} can be decomposed into $\mathbf{v} = \mathbf{H}\mathbf{v} + (\mathbf{I} - \mathbf{H})\mathbf{v}$. If we can prove $\mathbf{H}\mathbf{v}$ is perpendicular to $(\mathbf{I} - \mathbf{H})\mathbf{v}$, then we complete the proof. To see this, we have

$$\begin{aligned}(\mathbf{H}\mathbf{v})^\top (\mathbf{I} - \mathbf{H})\mathbf{v} &= \mathbf{v}^\top \mathbf{H}^\top (\mathbf{I} - \mathbf{H})\mathbf{v} \\ &= \mathbf{v}^\top (\mathbf{H}^\top - \mathbf{H}^\top \mathbf{H})\mathbf{v} \\ &= \mathbf{v}^\top (\mathbf{H} - \mathbf{H}\mathbf{H})\mathbf{v} \\ &= \mathbf{v}^\top (\mathbf{H} - \mathbf{H})\mathbf{v} = \mathbf{0},\end{aligned}$$

which completes the proof. ■

We claimed that the orthogonal projection has minimal length, i.e., the distance between \mathbf{y} and $\hat{\mathbf{y}}$ is minimal. We prove this property rigorously.

Lemma 1.21 (Minimal Distance in Orthogonal Projection) *Let \mathcal{V} be a subspace of \mathbb{R}^n and $\mathbf{H} \in \mathbb{R}^{n \times n}$ be an orthogonal projection onto \mathcal{V} . Then*

$$\|\mathbf{y} - \mathbf{H}\mathbf{y}\|^2 \leq \|\mathbf{y} - \mathbf{v}\|^2, \quad \forall \mathbf{v} \in \mathcal{V}.$$

Proof [of Lemma 1.21] Let $\mathbf{H} = \mathbf{Q}\mathbf{\Lambda}\mathbf{Q}^\top \in \mathbb{R}^{n \times n}$ be the spectral decomposition of orthogonal projection \mathbf{H} , $\mathbf{Q} = [\mathbf{q}_1, \mathbf{q}_2, \dots, \mathbf{q}_n]$ be the column partition of \mathbf{Q} and $\mathbf{\Lambda} =$

$\text{diag}(\lambda_1, \lambda_2, \dots, \lambda_n)$. Let $\dim(\mathcal{V}) = r$. Then from Lemma 1.15 (p. 37), the only possible eigenvalues of the orthogonal projection matrix are 1 and 0. Without loss of generality, let $\lambda_1 = \lambda_2 = \dots = \lambda_r = 1$ and $\lambda_{r+1} = \lambda_{r+2} = \dots = \lambda_n = 0$. Then

- $\{\mathbf{q}_1, \mathbf{q}_2, \dots, \mathbf{q}_n\}$ is an orthonormal basis of \mathbb{R}^n ;
- $\{\mathbf{q}_1, \mathbf{q}_2, \dots, \mathbf{q}_r\}$ is an orthonormal basis of \mathcal{V} . So for any vector $\mathbf{v} \in \mathcal{V}$, we have $\mathbf{v}^\top \mathbf{q}_i = 0$ for $i \in \{r+1, r+2, \dots, n\}$. Then we have,

$$\begin{aligned}
 \|\mathbf{y} - \mathbf{H}\mathbf{y}\|^2 &= \|\mathbf{Q}^\top \mathbf{y} - \mathbf{Q}^\top \mathbf{H}\mathbf{y}\|^2 && \text{(invariant under orthogonal)} \\
 &= \sum_{i=1}^n (\mathbf{y}^\top \mathbf{q}_i - (\mathbf{H}\mathbf{y})^\top \mathbf{q}_i)^2 \\
 &= \sum_{i=1}^n (\mathbf{y}^\top \mathbf{q}_i - \mathbf{y}^\top \mathbf{H}\mathbf{q}_i)^2 && (\mathbf{H} \text{ is symmetric}) \\
 &= \sum_{i=1}^n (\mathbf{y}^\top \mathbf{q}_i - \lambda_i \mathbf{y}^\top \mathbf{q}_i)^2 && (\mathbf{H}\mathbf{Q} = \mathbf{Q}\mathbf{\Lambda}) \\
 &= 0 + \sum_{i=r+1}^n (\mathbf{y}^\top \mathbf{q}_i)^2 && \text{(eigenvalues are 1 or 0)} \\
 &\leq \sum_{i=1}^r (\mathbf{y}^\top \mathbf{q}_i - \mathbf{v}^\top \mathbf{q}_i)^2 + \sum_{i=r+1}^n (\mathbf{y}^\top \mathbf{q}_i)^2 \\
 &= \|\mathbf{Q}^\top \mathbf{y} - \mathbf{Q}^\top \mathbf{v}\|^2 && (\mathbf{v}^\top \mathbf{q}_i = 0 \text{ for } i > r) \\
 &= \|\mathbf{y} - \mathbf{v}\|^2,
 \end{aligned}$$

which completes the proof. ■

Lemma 1.22 (Angle between the Original and Projected Vectors) *Let \mathbf{H} be an orthogonal projection onto \mathcal{V} . Then*

1. $\mathbf{y}^\top (\mathbf{H}\mathbf{y}) \geq 0$, i.e., angle between \mathbf{y} and $\mathbf{H}\mathbf{y}$ is smaller than 90° ;
2. $\|\mathbf{H}\mathbf{y}\|^2 \leq \|\mathbf{y}\|^2$.

Proof [of Lemma 1.22] By the definition of orthogonal projection, we have $\mathbf{y}^\top (\mathbf{H}\mathbf{y}) = \mathbf{y}^\top \mathbf{H}(\mathbf{H}\mathbf{y}) = \mathbf{y}^\top \mathbf{H}^\top (\mathbf{H}\mathbf{y}) = \|\mathbf{H}\mathbf{y}\|^2 \geq 0$. And we could decompose \mathbf{y} by

$$\begin{aligned}
 \|\mathbf{y}\|^2 &= \|(\mathbf{I} - \mathbf{H} + \mathbf{H})\mathbf{y}\|^2 = \|(\mathbf{I} - \mathbf{H})\mathbf{y}\|^2 + \|\mathbf{H}\mathbf{y}\|^2 + 2\mathbf{y}^\top (\mathbf{I} - \mathbf{H})^\top \mathbf{H}\mathbf{y} \\
 &= \|(\mathbf{I} - \mathbf{H})\mathbf{y}\|^2 + \|\mathbf{H}\mathbf{y}\|^2 \geq \|\mathbf{H}\mathbf{y}\|^2.
 \end{aligned}$$

This completes the proof. ■

To conclude, to find the OLS solution, we define the *projection* matrix to be idempotent, and it is symmetric when limited to an *orthogonal projection*. We demonstrate the minimal distance between the original vector and the projected vector using this orthogonal projection.

We proceed further by establishing more connections between the OLS solution and the orthogonal projection.

Proposition 1.23 (Projection Matrix from a Set of Vectors) *If $\mathbf{x}_1, \mathbf{x}_2, \dots, \mathbf{x}_p$ are linearly independent with the fact that $\mathcal{C}([\mathbf{x}_1, \mathbf{x}_2, \dots, \mathbf{x}_p]) = \mathcal{V}$, then the orthogonal projection onto \mathcal{V} can be represented as*

$$\mathbf{H} = \mathbf{X}(\mathbf{X}^\top \mathbf{X})^{-1} \mathbf{X}^\top,$$

where $\mathbf{X} \in \mathbb{R}^{n \times p}$ is the matrix with columns $\mathbf{x}_1, \mathbf{x}_2, \dots, \mathbf{x}_p$.

Proof [of Proposition 1.23] It can be easily verified that \mathbf{H} is symmetric and idempotent. By SVD of $\mathbf{X} = \mathbf{U}\mathbf{\Sigma}\mathbf{V}^\top$, we have $\mathbf{H} = \mathbf{X}(\mathbf{X}^\top \mathbf{X})^{-1} \mathbf{X}^\top = \mathbf{U}\mathbf{\Sigma}(\mathbf{\Sigma}^\top \mathbf{\Sigma})^{-1} \mathbf{\Sigma}^\top \mathbf{U}^\top$. Let $\mathbf{U} = [\mathbf{u}_1, \mathbf{u}_2, \dots, \mathbf{u}_n]$ be the column partition of \mathbf{U} . From Lemma 1.12 (p. 33), $\{\mathbf{u}_1, \mathbf{u}_2, \dots, \mathbf{u}_p\}$ is an orthonormal basis of $\mathcal{C}(\mathbf{X})$. And $\mathbf{\Sigma}(\mathbf{\Sigma}^\top \mathbf{\Sigma})^{-1} \mathbf{\Sigma}^\top$ in \mathbf{H} is an $n \times n$ matrix with the upper-left part being a $p \times p$ identity matrix and the other parts are zero. Apply this observation of \mathbf{H} into spectral theorem, $\{\mathbf{u}_1, \mathbf{u}_2, \dots, \mathbf{u}_p\}$ is also an orthonormal basis of $\mathcal{C}(\mathbf{H})$. Thus $\mathcal{C}(\mathbf{H}) = \mathcal{C}(\mathbf{X})$, and the orthogonal projection \mathbf{H} is projecting onto $\mathcal{C}(\mathbf{X})$ which completes the proof. ■

Projection In Matrix Decomposition Following the orthogonal projection discussed in the above proposition, $\mathbf{H} = \mathbf{X}(\mathbf{X}^\top \mathbf{X})^{-1} \mathbf{X}^\top$. Let $\mathbf{X} = \mathbf{Q}\mathbf{R}$ and $\mathbf{X} = \mathbf{U}\mathbf{\Sigma}\mathbf{V}^\top$ be the QR and SVD decomposition of \mathbf{X} respectively. Then the orthogonal projection can also be equivalently denoted as $\mathbf{H} = \mathbf{Q}\mathbf{Q}^\top = \mathbf{U}\mathbf{U}^\top$.

The proposition above brings us back to the result we have shown at the beginning of this section. For the OLS estimator to minimize $\|\mathbf{y} - \mathbf{X}\hat{\boldsymbol{\beta}}\|^2$ which searches for a $\hat{\boldsymbol{\beta}}$ so that $\hat{\mathbf{y}} = \mathbf{X}\hat{\boldsymbol{\beta}}$ is in $\mathcal{C}(\mathbf{X})$ to minimize the distance between $\mathbf{X}\hat{\boldsymbol{\beta}}$ and \mathbf{y} . An orthogonal projection matrix $\mathbf{H} = \mathbf{X}(\mathbf{X}^\top \mathbf{X})^{-1} \mathbf{X}^\top$ can project \mathbf{y} onto the column space of \mathbf{X} and the projected vector is $\hat{\mathbf{y}} = \mathbf{H}\mathbf{y}$ with the squared distance between $\hat{\mathbf{y}}$ and \mathbf{y} being minimal (by Lemma 1.21, p. 41).

To repeat, the hat matrix \mathbf{H} has a geometric interpretation. \mathbf{H} drops a perpendicular to the hyperplane. Here, $\mathbf{H} = \mathbf{X}(\mathbf{X}^\top \mathbf{X})^{-1} \mathbf{X}^\top$ drops \mathbf{y} onto the column space of \mathbf{X} : $\hat{\mathbf{y}} = \mathbf{H}\mathbf{y}$. Idempotency also has a geometric interpretation. Additional \mathbf{H} 's also drop a perpendicular to the hyperplane. But it has no additional effect because we are already on that hyperplane. Therefore $\mathbf{H}^2\mathbf{y} = \mathbf{H}\mathbf{y}$. This situation is shown in Figure 1.11. The sum of squared error is then equal to the squared Euclidean distance between \mathbf{y} and $\hat{\mathbf{y}}$. Thus the least squares solution for $\boldsymbol{\beta}$ corresponds to the orthogonal projection of \mathbf{y} onto the column space of \mathbf{X} .

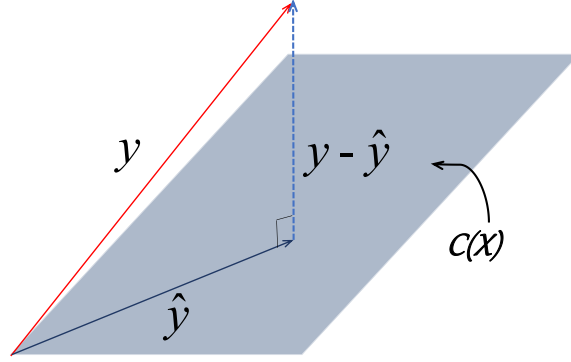


Figure 1.11: Projection onto the hyperplane of $\mathcal{C}(\mathbf{X})$, i.e., the column space of \mathbf{X} .

Lemma 1.24 (Column Space of Projection Matrix) *We notice that the hat matrix $\mathbf{H} = \mathbf{X}(\mathbf{X}^\top \mathbf{X})^{-1} \mathbf{X}^\top$ is to project any vector in \mathbb{R}^n onto the column space of $\mathbf{X} \in \mathbb{R}^{n \times p}$. That is, $\mathbf{H}\mathbf{y} \in \mathcal{C}(\mathbf{X})$. Notice again $\mathbf{H}\mathbf{y}$ is nothing but a combination of the columns of \mathbf{H} , thus $\mathcal{C}(\mathbf{H}) = \mathcal{C}(\mathbf{X})$.*

More generally, for any projection matrix \mathbf{H} to project vector onto subspace \mathcal{V} , then $\mathcal{C}(\mathbf{H}) = \mathcal{V}$.

Proof [of Lemma 1.24] Since $\mathbf{H} = \mathbf{X}(\mathbf{X}^\top \mathbf{X})^{-1} \mathbf{X}^\top = \mathbf{X}\mathbf{C}$, the columns of \mathbf{H} are combinations of column of \mathbf{X} . Thus $\mathcal{C}(\mathbf{H}) \subseteq \mathcal{C}(\mathbf{X})$. By Lemma 1.19 (p. 39), we have

$$\begin{aligned} \text{rank}(\mathbf{H}) &= \text{trace}(\mathbf{H}) = \text{trace}(\mathbf{X}(\mathbf{X}^\top \mathbf{X})^{-1} \mathbf{X}^\top) \\ &= \text{trace}((\mathbf{X}^\top \mathbf{X})^{-1} \mathbf{X}^\top \mathbf{X}) = \text{trace}(\mathbf{I}_p) = p. \end{aligned}$$

where the third equality is from the fact that the trace of a product is invariant under cyclical permutations of the factors: $\text{trace}(\mathbf{ABC}) = \text{trace}(\mathbf{BCA}) = \text{trace}(\mathbf{CAB})$. Thus, the rank of \mathbf{H} equals the rank of \mathbf{X} such that $\mathcal{C}(\mathbf{H}) = \mathcal{C}(\mathbf{X})$. ■

1.7.3 Properties of Orthogonal Projection Matrices

In fact, $(\mathbf{I} - \mathbf{H})$ is also symmetric idempotent. And actually, when \mathbf{H} projects onto a subspace \mathcal{V} , $\mathbf{I} - \mathbf{H}$ projects onto the perpendicular subspace \mathcal{V}^\perp .

Proposition 1.25 (Project onto \mathcal{V}^\perp) *Let \mathcal{V} be a subspace and \mathbf{H} be an orthogonal projection onto \mathcal{V} . Then $\mathbf{I} - \mathbf{H}$ is the orthogonal projection matrix onto \mathcal{V}^\perp .*

The claim can be extended further that suppose $\mathcal{V}_1 \subseteq \mathcal{V}$ and $\mathcal{V}_2 \subseteq \mathcal{V}^\perp$. Then \mathbf{H}_1 is the orthogonal projection that projects onto \mathcal{V}_1 and \mathbf{H}_2 is the orthogonal projection that projects onto \mathcal{V}_2 if and only if $\mathbf{H}_1\mathbf{H}_2 = \mathbf{0}$.

Proof [of Proposition 1.25] First, $(\mathbf{I} - \mathbf{H})$ is symmetric, $(\mathbf{I} - \mathbf{H})^\top = \mathbf{I} - \mathbf{H}^\top = \mathbf{I} - \mathbf{H}$ since \mathbf{H} is symmetric. And

$$(\mathbf{I} - \mathbf{H})^2 = \mathbf{I}^2 - \mathbf{I}\mathbf{H} - \mathbf{H}\mathbf{I} + \mathbf{H}^2 = \mathbf{I} - \mathbf{H}.$$

Thus $\mathbf{I} - \mathbf{H}$ is an orthogonal projection matrix. By spectral theorem again, let $\mathbf{H} = \mathbf{Q}\mathbf{\Lambda}\mathbf{Q}^\top$. Then $\mathbf{I} - \mathbf{H} = \mathbf{Q}\mathbf{Q}^\top - \mathbf{Q}\mathbf{\Lambda}\mathbf{Q}^\top = \mathbf{Q}(\mathbf{I} - \mathbf{\Lambda})\mathbf{Q}^\top$. Hence the column space of $\mathbf{I} - \mathbf{H}$ is spanned by the eigenvectors of \mathbf{H} corresponding to the zero eigenvalues of \mathbf{H} (by Proposition 1.15, p. 37), which coincides with \mathcal{V}^\perp .

For the second part, since $\mathcal{C}(\mathbf{H}_1) = \mathcal{V}_1$ and $\mathcal{C}(\mathbf{H}_2) = \mathcal{V}_2$, every column of \mathbf{H}_1 is perpendicular to columns of \mathbf{H}_2 . Thus $\mathbf{H}_1\mathbf{H}_2 = \mathbf{0}$. For the reverse implication, suppose $\mathbf{H}_1\mathbf{H}_2 = \mathbf{0}$, then $\mathbf{H}_1(\mathbf{H}_2\mathbf{y}) = \mathbf{0}$ for all \mathbf{y} . Thus $\mathcal{V}_1 \perp \mathcal{V}_2$. Moreover, it can be easily verified when $\mathcal{V}_1 = \mathcal{V}$ and $\mathcal{V}_2 = \mathcal{V}^\perp$, then $\mathbf{H}(\mathbf{I} - \mathbf{H}) = \mathbf{0}$. ■

A projection matrix that can project any vector onto a subspace is not unique. However, if restricted to the orthogonal projection, then the projection is unique.

Proposition 1.26 (Uniqueness of Orthogonal Projection) *If \mathbf{P} and \mathbf{H} are orthogonal projection matrices onto the same subspace \mathcal{V} , then $\mathbf{P} = \mathbf{H}$.*

Proof [of Proposition 1.26] For any vector \mathbf{v} in \mathbb{R}^n , it can be split into a vector \mathbf{v}_p in \mathcal{V} and a vector \mathbf{v}_n in \mathcal{V}^\perp such that $\mathbf{v} = \mathbf{v}_p + \mathbf{v}_n$ and $\mathbf{v}_p^\top \mathbf{v}_n = 0$. Then

$$\mathbf{P}\mathbf{v} = \mathbf{v}_p = \mathbf{H}\mathbf{v},$$

such that $(\mathbf{P} - \mathbf{H})\mathbf{v} = \mathbf{0}$. Since any vector $\mathbf{v} \in \mathbb{R}^n$ is in the null space of $\mathbf{P} - \mathbf{H}$, then the matrix $\mathbf{P} - \mathbf{H}$ is of rank 0 and $\mathbf{P} = \mathbf{H}$. ■

Proposition 1.27 (Nested Projection) *Let $\mathcal{V}_1 \subseteq \mathcal{V}_2 \subseteq \mathbb{R}^n$ be two nested linear subspaces. If \mathbf{H}_1 is the orthogonal projection onto \mathcal{V}_1 , and \mathbf{H}_2 is the orthogonal projection onto \mathcal{V}_2 , then it follows that*

- 1). $\mathbf{H}_2\mathbf{H}_1 = \mathbf{H}_1 = \mathbf{H}_1\mathbf{H}_2$;
- 2). $\mathbf{H}_2 - \mathbf{H}_1$ is also an orthogonal projection.

Proof [of Proposition 1.27] For all $\mathbf{y} \in \mathbb{R}^n$, we have $\mathbf{H}_1 \mathbf{y} \in \mathcal{V}_1$. This implies $\mathbf{H}_1 \mathbf{y} \in \mathcal{V}_1 \subseteq \mathcal{V}_2$. Thus

$$\mathbf{H}_2(\mathbf{H}_1 \mathbf{y}) = \mathbf{H}_1 \mathbf{y}. \quad (\text{from Definition 1.2, p. 40})$$

Then $(\mathbf{H}_2 \mathbf{H}_1 - \mathbf{H}_1) \mathbf{y} = \mathbf{0}$ for all $\mathbf{y} \in \mathbb{R}^n$. That is, the dimension of the null space $\mathcal{N}(\mathbf{H}_2 \mathbf{H}_1 - \mathbf{H}_1) = n$ and the rank of $\mathbf{H}_2 \mathbf{H}_1 - \mathbf{H}_1$ is 0 which results in $\mathbf{H}_2 \mathbf{H}_1 = \mathbf{H}_1$.

For $\mathbf{H}_1 \mathbf{H}_2$, both \mathbf{H}_1 and \mathbf{H}_2 are symmetric such that $\mathbf{H}_1 \mathbf{H}_2 = \mathbf{H}_1^\top \mathbf{H}_2^\top = (\mathbf{H}_2 \mathbf{H}_1)^\top = \mathbf{H}_1^\top = \mathbf{H}_1$ which completes the proof of part 1.

To see the second part, we notice that $(\mathbf{H}_2 - \mathbf{H}_1)^\top = \mathbf{H}_2 - \mathbf{H}_1$ and

$$\begin{aligned} (\mathbf{H}_2 - \mathbf{H}_1)^2 &= \mathbf{H}_2^2 - \mathbf{H}_2 \mathbf{H}_1 - \mathbf{H}_1 \mathbf{H}_2 + \mathbf{H}_1^2 \\ &= \mathbf{H}_2 - \mathbf{H}_1 - \mathbf{H}_1 + \mathbf{H}_1 \\ &= \mathbf{H}_2 - \mathbf{H}_1, \end{aligned}$$

which states that $\mathbf{H}_2 - \mathbf{H}_1$ is both symmetric and idempotent. This completes the proof. ■

From the lemma above, we can also claim that orthogonal projection matrices are positive semi-definite (PSD).

Proposition 1.28 (Symmetric Projection) *Any orthogonal projection matrix \mathbf{H} is positive semi-definite.*

Proof [of Proposition 1.28] Since \mathbf{H} is symmetric and idempotent. For any vector \mathbf{x} , we have

$$\mathbf{x}^\top \mathbf{H} \mathbf{x} = \mathbf{x}^\top \mathbf{H} \mathbf{H} \mathbf{x} = \mathbf{x}^\top \mathbf{H}^\top \mathbf{H} \mathbf{x} = \|\mathbf{H} \mathbf{x}\|^2 \geq 0.$$

Thus, \mathbf{H} is PSD. ■

As a recap, we summarize important facts about the orthogonal projection matrix that will be extensively used in the next chapters in the following remark.

Important Facts About Hat Matrix (Part 1)

Remark 1.29

1. As we assume $\mathbf{X} \in \mathbb{R}^{n \times p}$ is fixed and has full rank with $n \geq p$. It is known that the rank of \mathbf{X} is equal to the rank of its Gram matrix, defined as $\mathbf{X}^\top \mathbf{X}$, such that

$$\text{rank}(\mathbf{X}) = \text{rank}(\mathbf{X}^\top \mathbf{X});$$

2. The rank of an orthogonal projection matrix is the dimension of the subspace onto which it projects. Hence, the rank of \mathbf{H} is p when \mathbf{X} has full rank and $n \geq p$:

$$\text{rank}(\mathbf{H}) = \text{rank}(\mathbf{X}(\mathbf{X}^\top \mathbf{X})^{-1} \mathbf{X}^\top) = \text{rank}((\mathbf{X}^\top \mathbf{X})^{-1} \mathbf{X}^\top \mathbf{X}) = \text{rank}(\mathbf{I}_p) = p.$$

3. The column space of \mathbf{H} is identical to the column space of \mathbf{X} .

1.8. By Geometry with Noise Disturbance

Assume further that \mathbf{y} comes from some ideal function $g(\mathbf{X}) \in \mathcal{C}(\mathbf{X})$ and $\mathbf{y} = g(\mathbf{X}) + \boldsymbol{\epsilon}$, where $\boldsymbol{\epsilon}$ is the noise. In this case, we assume that the observed values \mathbf{y} differ from the true function $g(\mathbf{X}) = \mathbf{X}\boldsymbol{\beta}$ by additive noise. This situation is shown in Figure 1.12. We thus get the full picture of the problem. All following developments in this book are framed by this picture.

1. Vector of Outputs (Responses): $\mathbf{y} \in \mathbb{R}^n$ is an $n \times 1$ vector of observations of the output variable and n is the sample size;
2. Design Matrix: \mathbf{X} is an $n \times p$ matrix of inputs and p is the dimension of the inputs for each observation;
3. Vector of Parameters: $\boldsymbol{\beta} \in \mathbb{R}^p$ is a $p \times 1$ vector of regression coefficients;
4. Vector of Noises: $\boldsymbol{\epsilon} \in \mathbb{R}^n$ is an $n \times 1$ vector of noises;
5. Vector of Errors: $\mathbf{e} \in \mathbb{R}^n$ is an $n \times 1$ vector of errors. For predicted outputs $\hat{\mathbf{y}}$, $\mathbf{e} = \mathbf{y} - \hat{\mathbf{y}}$. Thus \mathbf{e} is different from $\boldsymbol{\epsilon}$. The latter is unobservable while the former is a byproduct of our linear model. In some texts, \mathbf{e} is denoted as $\hat{\mathbf{e}}$ to make connection to $\boldsymbol{\epsilon}$.

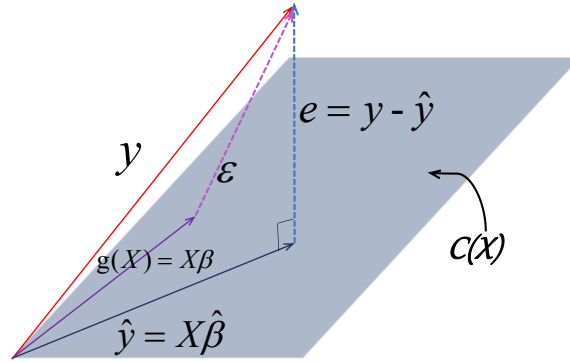


Figure 1.12: Projection onto the hyperplane of $\mathcal{C}(\mathbf{X})$ and disturbed by noise $\boldsymbol{\epsilon}$.

By introducing the noise vector, we provide more facts about the hat matrix:

Important Facts About Hat Matrix (Part 2)

Remark 1.30

4. Error vector $\mathbf{e} = \mathbf{y} - \hat{\mathbf{y}} = (\mathbf{I} - \mathbf{H})\mathbf{y} = (\mathbf{I} - \mathbf{H})(\mathbf{X}\boldsymbol{\beta} + \boldsymbol{\epsilon}) = (\mathbf{I} - \mathbf{H})\mathbf{X}\boldsymbol{\beta} + (\mathbf{I} - \mathbf{H})\boldsymbol{\epsilon} = (\mathbf{I} - \mathbf{H})\boldsymbol{\epsilon}$: projecting \mathbf{y} onto the perpendicular space is equivalent to projecting $\boldsymbol{\epsilon}$ onto

the perpendicular space. This property can be easily checked from the geometric meaning of \mathbf{y} and $\boldsymbol{\epsilon}$ as shown in Figure 1.12;

5. $\hat{\mathbf{y}}$ and \mathbf{e} are orthogonal, $\mathbf{H}\boldsymbol{\epsilon}$ and \mathbf{e} are orthogonal;

6. Pythagoras: $\|\mathbf{y}\|^2 = \|\hat{\mathbf{y}}\|^2 + \|\mathbf{e}\|^2$ and $\|\boldsymbol{\epsilon}\|^2 = \|\mathbf{H}\boldsymbol{\epsilon}\|^2 + \|\mathbf{e}\|^2$;

7. Pythagoras in general: for any orthogonal projection matrix \mathbf{P} , we have $\|\mathbf{x}\|^2 = \|\mathbf{P}\mathbf{x}\|^2 + \|(\mathbf{I} - \mathbf{P})\mathbf{x}\|^2$.

The Pythagoras in general can be easily verified that

$$\begin{aligned}
 \|\mathbf{P}\mathbf{x}\|^2 + \|(\mathbf{I} - \mathbf{P})\mathbf{x}\|^2 &= \mathbf{x}^\top \mathbf{P}^\top \mathbf{P} \mathbf{x} + \mathbf{x}^\top (\mathbf{I} - \mathbf{P})^\top (\mathbf{I} - \mathbf{P}) \mathbf{x} \\
 &= \mathbf{x}^\top \mathbf{P} \mathbf{x} + \mathbf{x}^\top (\mathbf{I} - \mathbf{P}) \mathbf{x} \\
 &= \mathbf{x}^\top [\mathbf{P} \mathbf{x} + (\mathbf{I} - \mathbf{P}) \mathbf{x}] \\
 &= \|\mathbf{x}\|^2.
 \end{aligned}$$

Linear Model under Gaussian Disturbance

Contents

2.1	From Random Noise to Gaussian Noise	50
2.2	Maximum Likelihood Estimator	50

2.1. From Random Noise to Gaussian Noise

In Section 1.8 (p. 47), we assume additive noise on $g(\mathbf{X})$. Suppose further that the noise follows an independent, identically distributed (iid) Gaussian distribution with zero mean and variance σ^2 . The noise assumption together with the mean squared error (MSE) in the model motivate the likelihood which gives rise to the maximum likelihood estimator (MLE). To be more concrete, the likelihood of the observed values under this assumption is

$$\begin{aligned}
 \text{likelihood} &= p(\mathbf{y}|\mathbf{X}, \boldsymbol{\beta}) \\
 &= \prod_{i=1}^n p(y_i|\mathbf{x}_i, \boldsymbol{\beta}) \\
 &= \prod_{i=1}^n \frac{1}{\sqrt{2\pi\sigma^2}} \exp\left(-\frac{1}{2\sigma^2}(y_i - \mathbf{x}_i^\top \boldsymbol{\beta})^2\right) \\
 &= \frac{1}{(2\pi\sigma^2)^{n/2}} \exp\left(-\frac{1}{2\sigma^2}(\mathbf{y} - \mathbf{X}\boldsymbol{\beta})^\top (\mathbf{y} - \mathbf{X}\boldsymbol{\beta})\right),
 \end{aligned} \tag{2.1}$$

which is a multivariate Gaussian distribution $\mathcal{N}(\mathbf{X}\boldsymbol{\beta}, \sigma^2 \mathbf{I})$.

2.2. Maximum Likelihood Estimator

Perhaps the most important method of parameter estimation is the maximum likelihood estimation. We now give the formal definition of the maximum likelihood estimator.

Definition 2.1 (Maximum Likelihood Estimator) *Let X_1, X_2, \dots, X_n be a set of iid random samples from a distribution F_θ with density $f(x; \theta)$. Then the maximum likelihood estimator (MLE) ^a of θ is $\hat{\theta}$ such that*

$$L(\theta) \leq L(\hat{\theta}), \quad \forall \theta \in \Theta,$$

where $L(\theta) = \prod_{i=1}^n f(X_i; \theta)$ is the **likelihood function** for the iid collection. That is, the MLE of θ can be obtained by

$$\hat{\theta} = \arg \max_{\theta \in \Theta} L(\theta).$$

a. **Estimation method** vs **estimator** vs **estimate**: **Estimation method** is a general algorithm to produce the estimator. **An estimator** is the specific value that **an estimator** takes when observing the specific value, i.e., an estimator is a random variable and the realization of this random variable is called an estimate.

Notice that the likelihood function is a random function, since it depends on the random samples X_1, X_2, \dots, X_n . And the meaning of the likelihood function is the probability of these specific observed samples $\{X_1, X_2, \dots, X_n\}$ when the parameter is taken to be equal to θ rather than the probability of the parameter θ . In another word, it is the joint density of the sample, but viewed as a function of θ .

By likelihood arising from the Gaussian disturbance, we could get the maximum likelihood estimator of least squares.

Lemma 2.1 (MLE for Linear Model under Gaussian Disturbance) *Let $\mathbf{y} = \mathbf{X}\boldsymbol{\beta} + \boldsymbol{\epsilon}$ where $\boldsymbol{\epsilon} \sim \mathcal{N}(0, \sigma^2 \mathbf{I})$. And assume $\mathbf{X} \in \mathbb{R}^{n \times p}$ is fixed and has full rank with $n \geq p$, i.e., rank is p . Then the maximum likelihood estimator of $\boldsymbol{\beta}$ is*

$$\hat{\boldsymbol{\beta}} = (\mathbf{X}^\top \mathbf{X})^{-1} \mathbf{X}^\top \mathbf{y}$$

for all values of σ^2 . And the maximum likelihood estimator of σ^2 is

$$\hat{\sigma}^2 = \frac{1}{n} (\mathbf{y} - \mathbf{X}\hat{\boldsymbol{\beta}})^\top (\mathbf{y} - \mathbf{X}\hat{\boldsymbol{\beta}}),$$

i.e., equals to the average sum of squares due to error.

Proof [of Lemma 2.1] Following Equation (2.1), the likelihood of this model under the given parameters $\boldsymbol{\beta}, \sigma^2$ is

$$L(\boldsymbol{\beta}, \sigma^2) = \frac{1}{(2\pi\sigma^2)^{n/2}} \exp \left\{ -\frac{1}{2\sigma^2} (\mathbf{y} - \mathbf{X}\boldsymbol{\beta})^\top (\mathbf{y} - \mathbf{X}\boldsymbol{\beta}) \right\},$$

and the log-likelihood is given by

$$\ell(\boldsymbol{\beta}, \sigma^2) = -\frac{1}{2} \left\{ n \log 2\pi + n \log \sigma^2 + \frac{1}{\sigma^2} (\mathbf{y} - \mathbf{X}\boldsymbol{\beta})^\top (\mathbf{y} - \mathbf{X}\boldsymbol{\beta}) \right\}.$$

Finding the maximum likelihood is equivalent to finding the maximum log-likelihood since the log function is monotone. Thus, the MLE of $\hat{\boldsymbol{\beta}}$ is

$$\hat{\boldsymbol{\beta}} = \arg \max_{\boldsymbol{\beta}} -(\mathbf{y} - \mathbf{X}\hat{\boldsymbol{\beta}})^\top (\mathbf{y} - \mathbf{X}\hat{\boldsymbol{\beta}}) = \arg \min_{\boldsymbol{\beta}} (\mathbf{y} - \mathbf{X}\hat{\boldsymbol{\beta}})^\top (\mathbf{y} - \mathbf{X}\hat{\boldsymbol{\beta}}),$$

where we remove the constant terms. And we obtain the MLE by solving the following optimization:

$$\begin{aligned} 0 &= \frac{\partial}{\partial \boldsymbol{\beta}} (\mathbf{y} - \mathbf{X}\hat{\boldsymbol{\beta}})^\top (\mathbf{y} - \mathbf{X}\hat{\boldsymbol{\beta}}) \\ \hat{\boldsymbol{\beta}} &= (\mathbf{X}^\top \mathbf{X})^{-1} \mathbf{X}^\top \mathbf{y}. \end{aligned}$$

Therefore the MLE of $\boldsymbol{\beta}$ is given by $\hat{\boldsymbol{\beta}} = (\mathbf{X}^\top \mathbf{X})^{-1} \mathbf{X}^\top \mathbf{y}$ for any value of σ^2 which is equal to the OLS estimator.

To see the MLE of variance σ^2 , we have

$$\begin{aligned} \hat{\sigma}^2 &= \arg \max_{\sigma^2} \left\{ \arg \max_{\boldsymbol{\beta}} \ell(\boldsymbol{\beta}, \sigma^2) \right\} \\ &= \arg \max_{\sigma^2} \ell(\hat{\boldsymbol{\beta}}, \sigma^2) \\ &= \arg \max_{\sigma^2} -\frac{1}{2} \left\{ n \log 2\pi + n \log \sigma^2 + \frac{1}{\sigma^2} (\mathbf{y} - \mathbf{X}\hat{\boldsymbol{\beta}})^\top (\mathbf{y} - \mathbf{X}\hat{\boldsymbol{\beta}}) \right\}. \end{aligned}$$

By differentiating and setting to zero again, we obtain

$$\hat{\sigma}^2 = \frac{1}{n}(\mathbf{y} - \mathbf{X}\hat{\boldsymbol{\beta}})^\top(\mathbf{y} - \mathbf{X}\hat{\boldsymbol{\beta}}),$$

which completes the proof. ■

The MLE of $\hat{\boldsymbol{\beta}}$ is equal to the OLS estimator since it is exactly the same result of minimizing sum of squares due to error $(\mathbf{y} - \mathbf{X}\boldsymbol{\beta})^\top(\mathbf{y} - \mathbf{X}\boldsymbol{\beta})$. We will not differentiate the MLE of $\boldsymbol{\beta}$ and the OLS estimator of $\boldsymbol{\beta}$ in the following sections but use the terms interchangeably.

In Section 3.4 (p. 56), we will show that the maximum likelihood estimator $\frac{1}{n}(\mathbf{y} - \mathbf{X}\hat{\boldsymbol{\beta}})^\top(\mathbf{y} - \mathbf{X}\hat{\boldsymbol{\beta}})$ of variance parameter is a biased estimator of σ^2 . An unbiased estimator is $\frac{1}{n-p}(\mathbf{y} - \mathbf{X}\hat{\boldsymbol{\beta}})^\top(\mathbf{y} - \mathbf{X}\hat{\boldsymbol{\beta}})$.

Distribution Theory of Least Squares

Contents

3.1	Distribution Theory of Least Squares	54
3.2	Unbiasedness under Moment Assumption	54
3.3	Sampling Distribution of Least Squares under Gaussian Disturbance	55
3.4	Sampling Distribution of Sum of Squares due to Error under Gaussian Disturbance	56
3.4.1	χ^2 -Distribution, t -distribution, and F -distribution	57
3.4.2	Sampling Distribution	60
3.5	Learning Curve of Least Squares under Gaussian Disturbance	63

3.1. Distribution Theory of Least Squares

We present certain distribution theories when taking into account least squares approximation under Gaussian disturbance. Questions can be posed that what the bias of this model is and for a given bias, can we make the variance of this estimator arbitrarily small? Actually, we can prove the bias of the least squares estimator is zero and the variance of it is upper bounded.

By the maximum likelihood estimator of $\hat{\beta} = (\mathbf{X}^\top \mathbf{X})^{-1} \mathbf{X}^\top \mathbf{y}$, we can directly obtain the expectation of the estimator by $E[\hat{\beta}] = E[(\mathbf{X}^\top \mathbf{X})^{-1} \mathbf{X}^\top \mathbf{y}]$ (see details below). From the probability model of least squares, we also assume that $\mathbf{y} = \mathbf{X}\beta + \epsilon$. Then we have

$$\hat{\beta} = (\mathbf{X}^\top \mathbf{X})^{-1} \mathbf{X}^\top (\mathbf{X}\beta + \epsilon).$$

3.2. Unbiasedness under Moment Assumption

An appetizer of the distribution theory would be to assume only on the moments of the noise rather than the distribution of it as follows.

Lemma 3.1 (Unbiasedness under Moment Assumption) *Let $\mathbf{y} = \mathbf{X}\beta + \epsilon$. If we only assume $E[\epsilon] = \mathbf{0}$ and $\text{Cov}[\epsilon] = \sigma^2 \mathbf{I}$ instead of $\epsilon \sim \mathcal{N}(0, \sigma^2 \mathbf{I})$. Suppose further that $\mathbf{X} \in \mathbb{R}^{n \times p}$ is fixed and has full rank with $n \geq p$, i.e., rank is p . Then, we have the following moment results:*

- 1). *The OLS estimator (i.e., MLE) satisfies $E[\hat{\beta}] = \beta$ and $\text{Cov}[\hat{\beta}] = \sigma^2 (\mathbf{X}^\top \mathbf{X})^{-1}$;*
- 2). *The predicted output satisfies $E[\hat{\mathbf{y}}] = \mathbf{X}\beta$ and $\text{Cov}[\hat{\mathbf{y}}] = \sigma^2 \mathbf{H}$, where \mathbf{H} is the orthogonal projection matrix with $\mathbf{H} = \mathbf{X}(\mathbf{X}^\top \mathbf{X})^{-1} \mathbf{X}^\top$;*
- 3). *The error vector satisfies $E[\mathbf{e}] = \mathbf{0}$ and $\text{Cov}[\mathbf{e}] = \sigma^2 (\mathbf{I} - \mathbf{H})$.*

Proof [of Lemma 3.1] Since $\hat{\beta} = (\mathbf{X}^\top \mathbf{X})^{-1} \mathbf{X}^\top \mathbf{y}$ and we assume that $\mathbf{y} = \mathbf{X}\beta + \epsilon$, we have

$$\hat{\beta} = (\mathbf{X}^\top \mathbf{X})^{-1} \mathbf{X}^\top (\mathbf{X}\beta + \epsilon) = \beta + (\mathbf{X}^\top \mathbf{X})^{-1} \mathbf{X}^\top \epsilon.$$

Thus, we obtain,

$$\begin{aligned} E[\hat{\beta}] &= \beta + (\mathbf{X}^\top \mathbf{X})^{-1} \mathbf{X}^\top E[\epsilon] && (\mathbf{X} \text{ is fixed}) \\ &= \beta. \end{aligned}$$

And

$$\begin{aligned} \text{Cov}[\hat{\beta}] &= \text{Cov}[(\mathbf{X}^\top \mathbf{X})^{-1} \mathbf{X}^\top \mathbf{y}] \\ &= (\mathbf{X}^\top \mathbf{X})^{-1} \mathbf{X}^\top \text{Cov}[\mathbf{y}] \mathbf{X} (\mathbf{X}^\top \mathbf{X})^{-1} && (\text{Cov}[\mathbf{A}\mathbf{X} + \mathbf{b}] = \mathbf{A} \text{Cov}[\mathbf{X}] \mathbf{A}^\top) \\ &= (\mathbf{X}^\top \mathbf{X})^{-1} \mathbf{X}^\top \text{Cov}[\epsilon] \mathbf{X} (\mathbf{X}^\top \mathbf{X})^{-1} && (\mathbf{X} \text{ is fixed}) \\ &= (\mathbf{X}^\top \mathbf{X})^{-1} \mathbf{X}^\top (\sigma^2 \mathbf{I}) \mathbf{X} (\mathbf{X}^\top \mathbf{X})^{-1} \\ &= \sigma^2 (\mathbf{X}^\top \mathbf{X})^{-1}. \end{aligned}$$

And since $\hat{\mathbf{y}} = \mathbf{X}\hat{\boldsymbol{\beta}}$, we obtain $E[\hat{\mathbf{y}}] = \mathbf{X}\boldsymbol{\beta}$ and $\text{Cov}[\hat{\mathbf{y}}] = \mathbf{X}\text{Cov}[\hat{\boldsymbol{\beta}}]\mathbf{X}^\top = \sigma^2\mathbf{H}$.¹ Furthermore, since $\mathbf{e} = \mathbf{y} - \hat{\mathbf{y}}$, we have $E[\mathbf{e}] = E[\mathbf{y} - \hat{\mathbf{y}}] = \mathbf{0}$ and

$$\begin{aligned} \text{Cov}[\mathbf{e}] &= \text{Cov}[\mathbf{y} - \hat{\mathbf{y}}] \\ &= \text{Cov}[\mathbf{y} - \mathbf{H}\mathbf{y}] & (\hat{\mathbf{y}} = \mathbf{H}\mathbf{y}) \\ &= (\mathbf{I} - \mathbf{H})\text{Cov}[\mathbf{y}](\mathbf{I} - \mathbf{H})^\top \\ &= (\mathbf{I} - \mathbf{H})\text{Cov}[\boldsymbol{\epsilon}](\mathbf{I} - \mathbf{H})^\top \\ &= \sigma^2(\mathbf{I} - \mathbf{H})(\mathbf{I} - \mathbf{H})^\top \\ &= \sigma^2(\mathbf{I} - \mathbf{H}), & ((\mathbf{I} - \mathbf{H}) \text{ is an orthogonal projection}) \end{aligned}$$

which completes the proof. ■

From the lemma above, we see that the MLE of $\boldsymbol{\beta}$ is an unbiased estimator and the expectation of error vectors approaches zero. This explains why the method of maximum likelihood is so important in the field of point estimation.

3.3. Sampling Distribution of Least Squares under Gaussian Disturbance

Apart from the moment of $\hat{\boldsymbol{\beta}}$, do we have some insights about the its distribution? Similar to the likelihood to which the Gaussian disturbance gives rise, the Gaussian disturbance also gives rise to the exact distribution of related random variables.

Lemma 3.2 (Sampling Distribution of LS under Gaussian Disturbance) *Let $\mathbf{y} = \mathbf{X}\boldsymbol{\beta} + \boldsymbol{\epsilon}$ where $\boldsymbol{\epsilon} \sim \mathcal{N}(\mathbf{0}, \sigma^2\mathbf{I})$. Assume \mathbf{X} is fixed and has full rank with $n \geq p$, i.e., rank is p . Then,*

- 1). *The OLS estimator satisfies $\hat{\boldsymbol{\beta}} \sim \mathcal{N}(\boldsymbol{\beta}, \sigma^2(\mathbf{X}^\top\mathbf{X})^{-1})$;*
- 2). *The predicted output satisfies $\hat{\mathbf{y}} \sim \mathcal{N}(\mathbf{X}\boldsymbol{\beta}, \sigma^2\mathbf{H})$;*
- 3). *The error vector satisfies $\mathbf{e} = \mathbf{y} - \hat{\mathbf{y}} \sim \mathcal{N}(\mathbf{0}, \sigma^2(\mathbf{I} - \mathbf{H}))$.*

Proof [of Lemma 3.2] Since $\hat{\boldsymbol{\beta}} = (\mathbf{X}^\top\mathbf{X})^{-1}\mathbf{X}^\top\mathbf{y}$ and we assume that $\mathbf{y} = \mathbf{X}\boldsymbol{\beta} + \boldsymbol{\epsilon}$, we have

$$\hat{\boldsymbol{\beta}} = (\mathbf{X}^\top\mathbf{X})^{-1}\mathbf{X}^\top(\mathbf{X}\boldsymbol{\beta} + \boldsymbol{\epsilon}) = \boldsymbol{\beta} + (\mathbf{X}^\top\mathbf{X})^{-1}\mathbf{X}^\top\boldsymbol{\epsilon}.$$

As $\boldsymbol{\beta}$ and $(\mathbf{X}^\top\mathbf{X})^{-1}\mathbf{X}^\top$ are both fixed, thus from the affine transformation of multivariate normal distribution²:

$$\boldsymbol{\beta} + (\mathbf{X}^\top\mathbf{X})^{-1}\mathbf{X}^\top\boldsymbol{\epsilon} \sim \mathcal{N}\left(\boldsymbol{\beta} + (\mathbf{X}^\top\mathbf{X})^{-1}\mathbf{X}^\top\mathbf{0}, (\mathbf{X}^\top\mathbf{X})^{-1}\mathbf{X}^\top(\sigma^2\mathbf{I})\left[(\mathbf{X}^\top\mathbf{X})^{-1}\mathbf{X}^\top\right]^\top\right).$$

-
1. For non-random matrix \mathbf{A} and vector \mathbf{b} , we have $E[\mathbf{A}\mathbf{X} + \mathbf{b}] = \mathbf{A}E[\mathbf{X}] + \mathbf{b}$ and $\text{Cov}[\mathbf{A}\mathbf{X} + \mathbf{b}] = \mathbf{A}\text{Cov}[\mathbf{X}]\mathbf{A}^\top$.
 2. Affine transformation of multivariate normal distribution: if we assume that $\mathbf{X} \sim \mathcal{N}(\boldsymbol{\mu}, \boldsymbol{\Sigma})$, then $\mathbf{A}\mathbf{X} + \mathbf{b} \sim \mathcal{N}(\mathbf{A}\boldsymbol{\mu} + \mathbf{b}, \mathbf{A}\boldsymbol{\Sigma}\mathbf{A}^\top)$ for non-random matrix \mathbf{A} and non-random vector \mathbf{b} .

Thus,

$$\hat{\beta} \sim \mathcal{N}(\beta, \sigma^2(\mathbf{X}^\top \mathbf{X})^{-1}).$$

And similarly for $\hat{\mathbf{y}} = \mathbf{X}\hat{\beta}$, we obtain:

$$\hat{\mathbf{y}} \sim \mathcal{N}(\mathbf{X}\beta, \sigma^2 \mathbf{H}).$$

For $\mathbf{e} = \mathbf{y} - \hat{\mathbf{y}}$, we have $\mathbf{y} \sim \mathcal{N}(\mathbf{X}\beta, \sigma^2 \mathbf{I})$, then

$$\begin{aligned} \mathbf{e} &= \mathbf{y} - \hat{\mathbf{y}} \\ &= (\mathbf{I} - \mathbf{H})\mathbf{y} \\ &\sim \mathcal{N}\left((\mathbf{I} - \mathbf{H})\mathbf{X}\beta, (\mathbf{I} - \mathbf{H})(\sigma^2 \mathbf{I})(\mathbf{I} - \mathbf{H})^\top\right) \\ &\sim \mathcal{N}(\mathbf{0}, \sigma^2(\mathbf{I} - \mathbf{H})), \end{aligned}$$

where the last equality comes from the fact that $(\mathbf{I} - \mathbf{H})$ is an orthogonal projection onto the perpendicular space of $\mathcal{C}(\mathbf{X})$ and this completes the proof. \blacksquare

Under the same condition, the error variable \mathbf{e} is independent of the predicted output and the OLS estimator.

Lemma 3.3 (Independence in LS under Gaussian Disturbance) *Let $\mathbf{y} = \mathbf{X}\beta + \epsilon$ where $\epsilon \sim \mathcal{N}(\mathbf{0}, \sigma^2 \mathbf{I})$. Assume $\mathbf{X} \in \mathbb{R}^{n \times p}$ is fixed and has full rank with $n \geq p$, i.e., rank is p . Then, the random variable \mathbf{e} is independent of $\hat{\mathbf{y}}$ and $\hat{\beta}$;*

Proof [of Lemma 3.3] It is trivial to see that

$$\begin{aligned} \text{Cov}[\mathbf{e}, \hat{\mathbf{y}}] &= \text{Cov}[(\mathbf{I} - \mathbf{H})\mathbf{y}, \mathbf{H}\mathbf{y}] \\ &= (\mathbf{I} - \mathbf{H})\text{Cov}[\mathbf{y}, \mathbf{y}]\mathbf{H}^\top \\ &= (\mathbf{I} - \mathbf{H})(\sigma^2 \mathbf{I})\mathbf{H} \\ &= \sigma^2(\mathbf{H} - \mathbf{H}) \\ &= \mathbf{0}, \end{aligned}$$

where the second equality is from the fact that $\text{Cov}[\mathbf{A}\mathbf{X}, \mathbf{B}\mathbf{Y}] = \mathbf{A}\text{Cov}[\mathbf{X}, \mathbf{Y}]\mathbf{B}^\top$ for non-random matrix \mathbf{A} and \mathbf{B} . As $\hat{\mathbf{y}} = \mathbf{X}\hat{\beta}$ and \mathbf{X} are fixed, \mathbf{e} is independent of $\hat{\beta}$ as well. This completes the proof. \blacksquare

3.4. Sampling Distribution of Sum of Squares due to Error under Gaussian Disturbance

Another crucial result we will prove is the sum of squares due to error $\mathbf{e}^\top \mathbf{e} \sim \sigma^2 \chi_{(n-p)}^2$ by which we can get the unbiased estimator of σ^2 . The distribution $\chi_{(n-p)}^2$ is the Chi-square distribution with degree of $n - p$.

3.4.1 χ^2 -Distribution, t -distribution, and F -distribution

Chi-square distribution is a particular special case of the Gamma distribution (which we will introduce in Section 8.4, p. 112). Here, we just give the formal definition of Chi-square distribution, t -distribution, and F -distribution which is highly related to Chi-square distribution. We will further see the connection between Chi-square distribution and Gamma distribution in the sequel.

Definition 3.1 (Chi-Square Distribution) Let $\mathbf{A} \sim \mathcal{N}(0, \mathbf{I}_{p \times p})$. Then $X = \sum_{i=1}^p \mathbf{A}_{ii}^2$ has the Chi-square distribution with p degrees of freedom. We write $X \sim \chi_{(p)}^2$, and we will see this is equivalent to $X \sim \text{Gamma}(p/2, 1/2)$ in Section 8.4 (p. 112). The probability density function is given by

$$f(x; p) = \begin{cases} \frac{1}{2^{p/2} \Gamma(\frac{p}{2})} x^{\frac{p}{2}-1} \exp(-\frac{x}{2}), & \text{if } x \geq 0. \\ 0, & \text{if } x < 0. \end{cases}$$

The mean, variance of $X \sim \chi_{(p)}^2$ are given by $E[X] = p$, $\text{Var}[X] = 2p$.

The function $\Gamma(\cdot)$ is the gamma function and we can just take it as a function to normalize the distribution into sum to 1. In special case when y is a positive integer, $\Gamma(y) = (y-1)!$. Figure 3.1 compares different parameters p for Chi-square distribution.

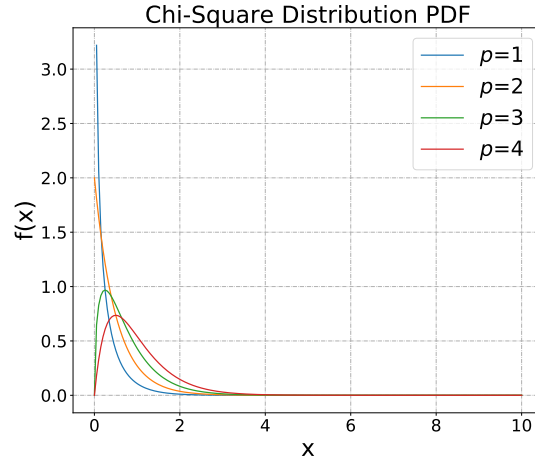


Figure 3.1: Chi-square probability density functions for different values of the parameter p .

From the definition of Chi-square distribution, it can be easily checked that the gamma function is defined by

$$\Gamma(y) = \int_0^{\infty} x^{y-1} e^{-x} dx, \quad y \geq 0.$$

From integration by parts $\int_a^b u(x)v'(x)dx = u(x)v(x)|_a^b - \int_a^b u'(x)v(x)dx$ where $u(x) = x^{y-1}$ and $v(x) = -e^{-x}$, we obtain

$$\begin{aligned}\Gamma(y) &= -x^{y-1}e^{-x}|_0^\infty - \int_0^\infty (y-1)x^{y-2}(-e^{-x})dx \\ &= 0 + (y-1) \int_0^\infty x^{y-2}e^{-x}dx \\ &= (y-1)\Gamma(y-1).\end{aligned}$$

In this way, when y is a positive integer, we have $\Gamma(y) = (y-1)!$ as claimed.

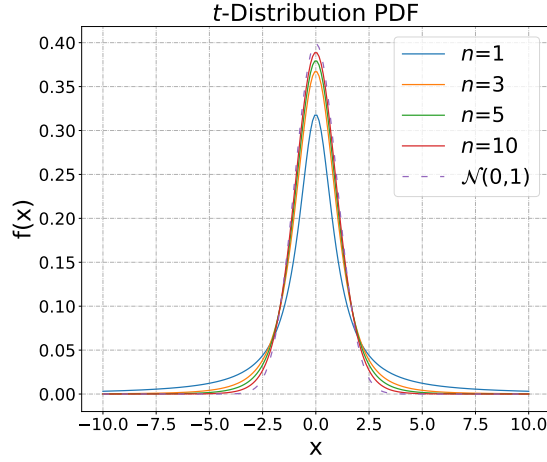


Figure 3.2: t -distribution probability density functions for different values of the parameter n . When increasing the degree of freedom n , the density gets closer to $\mathcal{N}(0, 1)$.

Definition 3.2 (t -distribution) Suppose Y, Z are independent random variables with $Y \sim \mathcal{N}(0, 1)$ and $Z \sim \chi_{(n)}^2$. Then $X = \frac{Y}{\sqrt{Z/n}}$ has the t -distribution with n degrees of freedom. We write $X \sim t_{(n)}$. The probability density function of $\sqrt{Z/n}$ is given by

$$h_2(z; n) = \begin{cases} \frac{2n^{n/2}}{2^{n/2}\Gamma(\frac{n}{2})} z^{n-1} \exp(-\frac{nz^2}{2}), & \text{if } z \geq 0. \\ 0, & \text{if } z < 0. \end{cases}$$

And the probability density function of Y is given by

$$h_1(y) = \frac{1}{\sqrt{2\pi}} \exp(-\frac{y^2}{2}).$$

Then the probability density function of the t -distribution can be obtained by

$$\begin{aligned} g(x; n) &= \int_0^\infty t \cdot h_1(xt) \cdot h_2(t) dt \\ &= \frac{\Gamma(\frac{n+1}{2})}{\sqrt{n\pi}\Gamma(\frac{n}{2})} \left(1 + \frac{x^2}{n}\right)^{-\frac{n+1}{2}}. \end{aligned}$$

The probability density function of the t -distribution is similar to a normal distribution, both of which are symmetric about 0. And when $n \rightarrow \infty$, t -distribution converges to $\mathcal{N}(0, 1)$. Figure 3.2 compares different parameters n for t -distribution.

Definition 3.3 (F-distribution) The F -distribution is the ratio of two Chi-square distributions. Using n and d to denote numerator and denominator respectively, we define

$$\frac{\frac{1}{n}\chi_{(n)}^2}{\frac{1}{d}\chi_{(d)}^2} \sim F_{n,d}.$$

And the probability density function is given by

$$f(x; n, d) = \begin{cases} \frac{\Gamma(\frac{n+d}{2})}{\Gamma(\frac{n}{2})\Gamma(\frac{d}{2})} n^{n/2} d^{d/2} x^{\frac{n}{2}-1} (d + nx)^{-\frac{1}{2}(n+d)}, & \text{if } x \geq 0. \\ 0, & \text{if } x < 0. \end{cases}$$

Specifically, if $X \sim t_{(n)}$, then $X^2 \sim F_{1,n}$. Figure 3.3 compares different parameters n, d for F -distribution.

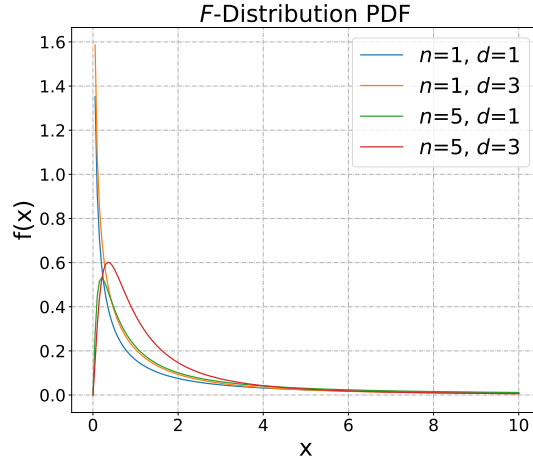


Figure 3.3: F -distribution probability density functions for different values of the parameter n, d .

3.4.2 Sampling Distribution

We then prove that some random variables in the linear model disturbed by Gaussian noise have exactly a Chi-square distribution.

Theorem 3.4 (Distribution of Sum of Squares due to Error) *Let $\mathbf{y} = \mathbf{X}\boldsymbol{\beta} + \boldsymbol{\epsilon}$ where $\boldsymbol{\epsilon} \sim \mathcal{N}(\mathbf{0}, \sigma^2 \mathbf{I})$. Assume $\mathbf{X} \in \mathbb{R}^{n \times p}$ is fixed and has full rank with $n \geq p$, i.e., rank is p . Then,*

- 1). *Sum of squares due to error satisfies $\mathbf{e}^\top \mathbf{e} = \sum_i^n e_i^2 \sim \sigma^2 \chi_{(n-p)}^2$, where $\mathbf{e} = \mathbf{y} - \hat{\mathbf{y}}$;*
- 2). *Unbiased estimator of σ^2 is $S^2 = \frac{1}{n-p}(\mathbf{y} - \hat{\mathbf{y}})^\top (\mathbf{y} - \hat{\mathbf{y}}) = \frac{\mathbf{e}^\top \mathbf{e}}{n-p}$;*
- 3). *The random variables $\hat{\boldsymbol{\beta}}$ and S^2 are independent.*

Proof [of Theorem 3.4] We realize that $\sum_i^n e_i^2 = \mathbf{e}^\top \mathbf{e} = [(\mathbf{I} - \mathbf{H})\mathbf{y}]^\top [(\mathbf{I} - \mathbf{H})\mathbf{y}]$. By expressing \mathbf{y} into $\mathbf{y} = \mathbf{X}\boldsymbol{\beta} + \boldsymbol{\epsilon}$:

$$\begin{aligned} (\mathbf{I} - \mathbf{H})\mathbf{y} &= (\mathbf{I} - \mathbf{H})(\mathbf{X}\boldsymbol{\beta} + \boldsymbol{\epsilon}) \\ &= (\mathbf{I} - \mathbf{H})\boldsymbol{\epsilon} \quad (\mathbf{H}\mathbf{X}\boldsymbol{\beta} = \mathbf{X}\boldsymbol{\beta}) \\ &= (\mathbf{I} - \mathbf{H})\boldsymbol{\epsilon}, \end{aligned}$$

by which we can rewrite $[(\mathbf{I} - \mathbf{H})\mathbf{y}]^\top [(\mathbf{I} - \mathbf{H})\mathbf{y}]$ into

$$\sum_i^n e_i^2 = [(\mathbf{I} - \mathbf{H})\mathbf{y}]^\top [(\mathbf{I} - \mathbf{H})\mathbf{y}] = \boldsymbol{\epsilon}^\top (\mathbf{I} - \mathbf{H})^\top (\mathbf{I} - \mathbf{H}) \boldsymbol{\epsilon} = \boldsymbol{\epsilon}^\top (\mathbf{I} - \mathbf{H}) \boldsymbol{\epsilon}.$$

By Spectral Theorem 1.16 (p. 37) and Proposition 1.15 (p. 37, the only possible eigenvalues of the hat matrix are 0 and 1), we can rewrite the sum of squares due to error by $\sum_i^n e_i^2 = \boldsymbol{\epsilon}^\top (\mathbf{I} - \mathbf{H}) \boldsymbol{\epsilon} = \boldsymbol{\epsilon}^\top (\mathbf{Q}\boldsymbol{\Lambda}\mathbf{Q}^\top) \boldsymbol{\epsilon}$, where $\mathbf{I} - \mathbf{H} = \mathbf{Q}\boldsymbol{\Lambda}\mathbf{Q}^\top$ is the spectral decomposition of $\mathbf{I} - \mathbf{H}$. By the fact that rotations on the normal distribution do not affect the distribution³, we can define

$$\boldsymbol{\eta} = \mathbf{Q}^\top \boldsymbol{\epsilon} \sim \mathcal{N}(\mathbf{0}, \sigma^2 \mathbf{I}).$$

Thus,

$$\sum_i^n e_i^2 = \boldsymbol{\eta}^\top \boldsymbol{\Lambda} \boldsymbol{\eta} \sim \sigma^2 \chi_{\text{rank}(\mathbf{I}-\mathbf{H})}^2 \sim \sigma^2 \chi_{(n-p)}^2,$$

where by Lemma 1.18 (p. 39),

$$\begin{aligned} \text{rank}(\mathbf{I} - \mathbf{H}) &= \text{trace}(\mathbf{I}) - \text{trace}(\mathbf{H}) \\ &= n - \text{trace}(\mathbf{X}(\mathbf{X}^\top \mathbf{X})^{-1} \mathbf{X}^\top) \\ &= n - \text{trace}((\mathbf{X}^\top \mathbf{X})^{-1} \mathbf{X}^\top \mathbf{X}) \\ &= n - p. \end{aligned}$$

3. Rotations on the Gaussian distribution do not affect the distribution. That is for any orthogonal matrix \mathbf{Q} with $\mathbf{Q}\mathbf{Q}^\top = \mathbf{Q}^\top \mathbf{Q} = \mathbf{I}$, if $\mathbf{X} \sim \mathcal{N}(\mathbf{0}, \sigma^2 \mathbf{I})$, then $\mathbf{Q}\mathbf{X} \sim \mathcal{N}(\mathbf{0}, \sigma^2 \mathbf{I})$.

As proved in Lemma 3.3, \mathbf{e} is independent of $\hat{\mathbf{y}}$. Then $S^2 = \frac{\mathbf{e}^\top \mathbf{e}}{n-p}$ is independent of $\hat{\boldsymbol{\beta}}$ as well. This completes the proof. \blacksquare

Unbiased Estimator of Noise Variance σ^2

In Lemma 2.1 (p. 51), we prove the MLE of σ^2 is $\hat{\sigma}^2 = \frac{1}{n}(\mathbf{y} - \mathbf{X}\hat{\boldsymbol{\beta}})^\top (\mathbf{y} - \mathbf{X}\hat{\boldsymbol{\beta}}) = \frac{1}{n}\mathbf{e}^\top \mathbf{e} = \frac{1}{n} \sum_{i=1}^n e_i^2$. By Theorem 3.4, we have $\hat{\sigma}^2 \sim \frac{\sigma^2}{n} \chi_{(n-p)}^2$ and $E[\hat{\sigma}^2] = \frac{n-p}{n}\sigma^2$. So the MLE of σ^2 is a biased estimator. An unbiased estimator of σ^2 should be

$$S^2 = \frac{1}{n-p}(\mathbf{y} - \mathbf{X}\hat{\boldsymbol{\beta}})^\top (\mathbf{y} - \mathbf{X}\hat{\boldsymbol{\beta}}) = \frac{1}{n-p}\mathbf{e}^\top \mathbf{e}.$$

Degree of Freedom

To see why S^2 (which is the sum of squares due to error divided by $(n-p)$) is an unbiased estimator of σ^2 , we discuss about the degree of freedom.

Remark 3.5 (Degree of Freedom of Error Vector \mathbf{e}) *The unbiased estimator S^2 of σ^2 adjusts the degree of freedom (df) of \mathbf{e} while the degree of freedom of \mathbf{e} is $(n-p)$ if $\mathbf{X} \in \mathbb{R}^{n \times p}$ has full column rank with $n \geq p$.*

It is mysterious why we call $(n-p)$ as the degree of freedom of \mathbf{e} . The degree of freedom is the dimension of the space where a vector can stay, i.e., how freely a vector can move. Since $\mathbf{e} \in \mathbb{R}^n$ is perpendicular to the column space of \mathbf{X} as shown in Figure 1.12 (p. 47). That is, $\mathbf{X}^\top \mathbf{e} = \mathbf{0}$ and \mathbf{e} is in the null space of \mathbf{X}^\top which has dimension p . So \mathbf{e} cannot move completely freely in \mathbb{R}^n and loses p degree of freedom.

By this unbiased estimator of noise variance σ^2 , we could answer question of interest.

Example 3.4.1 *Given any non-random vector \mathbf{c} , we wish to find the distribution for the following equation:*

$$\frac{\mathbf{c}^\top \hat{\boldsymbol{\beta}} - \mathbf{c}^\top \boldsymbol{\beta}}{S \sqrt{\mathbf{c}^\top (\mathbf{X}^\top \mathbf{X})^{-1} \mathbf{c}}}.$$

From $\hat{\boldsymbol{\beta}} \sim \mathcal{N}(\boldsymbol{\beta}, \sigma^2 (\mathbf{X}^\top \mathbf{X})^{-1})$, we can find $(\mathbf{c}^\top \hat{\boldsymbol{\beta}} - \mathbf{c}^\top \boldsymbol{\beta}) \sim \mathcal{N}(0, \sigma^2 \mathbf{c}^\top (\mathbf{X}^\top \mathbf{X})^{-1} \mathbf{c})$. That makes

$$\frac{\mathbf{c}^\top \hat{\boldsymbol{\beta}} - \mathbf{c}^\top \boldsymbol{\beta}}{\sigma \sqrt{\mathbf{c}^\top (\mathbf{X}^\top \mathbf{X})^{-1} \mathbf{c}}} \sim \mathcal{N}(0, 1).$$

And note again $S^2 \sim \frac{\sigma^2 \chi_{(n-p)}^2}{n-p}$. We have

$$\frac{S^2}{\sigma^2} \sim \frac{\chi_{(n-p)}^2}{n-p}.$$

This implies

$$\frac{\mathbf{c}^\top \hat{\boldsymbol{\beta}} - \mathbf{c}^\top \boldsymbol{\beta}}{S \sqrt{\mathbf{c}^\top (\mathbf{X}^\top \mathbf{X})^{-1} \mathbf{c}}} \sim t_{(n-p)},$$

which is a t -distribution⁴ and by which we could answer question of interest. \square

Moreover, we decompose the noise variance in terms of mean squared error (MSE) from which we could find the minimum MSE estimator of the noise variance.

Lemma 3.6 (Bias-Variance Decomposition of Noise Variance) *For any estimator $\bar{\sigma}^2$ of σ^2 , the mean squared error of the estimator have the decomposition*

$$\begin{aligned} \text{MSE}(\bar{\sigma}^2, \sigma^2) &= |\mathbb{E}[\bar{\sigma}^2] - \sigma^2|^2 + \mathbb{E}[|\bar{\sigma}^2 - \mathbb{E}[\bar{\sigma}^2]|^2] \\ &= |\text{bias}(\bar{\sigma}^2, \sigma^2)|^2 + \text{Var}[\bar{\sigma}^2]. \end{aligned}$$

Minimum MSE Estimator of Noise Variance σ^2

In Lemma 2.1 (p. 51), we proved the MLE of σ^2 is $\hat{\sigma}^2 = \frac{1}{n}\mathbf{e}^\top \mathbf{e}$, which is a biased estimator of σ^2 . By Theorem 3.4 (p. 60), an unbiased estimator of σ^2 is given by $S^2 = \frac{1}{n-p}\mathbf{e}^\top \mathbf{e}$.

Let $\bar{\sigma}^2(k) = \frac{1}{k}\mathbf{e}^\top \mathbf{e}$, that is, the MLE of σ^2 is $\bar{\sigma}^2(n)$ and the unbiased estimator of σ^2 is $\bar{\sigma}^2(n-p)$. Then the value of k that minimizes the mean squared error $\text{MSE}(\bar{\sigma}^2(k), \sigma^2)$ is $k = n - p + 2$ (which can be easily proved by calculus). We thus have

$$\begin{aligned} \text{MSE}(\hat{\sigma}^2, \sigma^2) &= \left(\frac{n-p}{n}\sigma^2 - \sigma^2\right)^2 + \frac{2(n-p)\sigma^4}{n^2} = \frac{p^2 + 2(n-p)}{n^2}\sigma^4 \\ \text{MSE}(S^2, \sigma^2) &= \left(\frac{n-p}{n-p}\sigma^2 - \sigma^2\right)^2 + \frac{2(n-p)\sigma^4}{(n-p)^2} = \frac{2\sigma^4}{n-p} \\ \text{MSE}(\bar{\sigma}^2(n-p+2), \sigma^2) &= \left(\frac{n-p}{n-p+2}\sigma^2 - \sigma^2\right)^2 + \frac{2(n-p)\sigma^4}{(n-p+2)^2} = \frac{2n-2p}{(n-p+2)^2}\sigma^4, \end{aligned}$$

which implies

$$\text{MSE}(\bar{\sigma}^2(n-p+2), \sigma^2) \leq \text{MSE}(S^2, \sigma^2).$$

The above argument shows that, $\bar{\sigma}^2(n-p+2)$ will be closer to σ^2 than S^2 if MSE is used as a measure. However, $\bar{\sigma}^2(n-p+2)$ is biased and will underestimate σ^2 on average⁵. This fact may make us uncomfortable about using $\bar{\sigma}^2(n-p+2)$ as an estimator for σ^2 .

In general, since MSE is a function of the parameter, there will not be just one “best” estimator in terms of MSE. Thus, we should restrict ourselves to finding the “best” estimator in a limited class of estimators. A popular way is to restrict only unbiased estimators and choose the estimator with the lowest variance. That is, the best unbiased estimator (BUE).

4. Suppose $X \sim \mathcal{N}(0, 1)$ and $Y \sim \chi_{(n)}^2$. Then, $\frac{x}{\sqrt{y/n}} \sim t_{(n)}$.

5. When the bias at some coordinate of σ^2 is positive, we call it *overestimation*; when it is negative, we call it *underestimation*.

If further, we restrict ourselves to the linear estimators, we will get the best linear unbiased estimator (BLUE). See Section 5.1 (p. 80) for a discussion about the BLUE of β .

We should also notice that for any unbiased estimator σ_1^2 and σ_2^2 of σ^2 . Then the linear combination $\sigma_3^2 = a\sigma_1^2 + (1-a)\sigma_2^2$ is also an unbiased estimator of σ^2 .

To conclude, we illustrate the different estimators of β and σ^2 in Table 3.1.

	OLS Estimator	MLE	Unbiased Estimator	Minimal MSE Estimator
β	$(\mathbf{X}^\top \mathbf{X})^{-1} \mathbf{X}^\top \mathbf{y}$	$(\mathbf{X}^\top \mathbf{X})^{-1} \mathbf{X}^\top \mathbf{y}$	$(\mathbf{X}^\top \mathbf{X})^{-1} \mathbf{X}^\top \mathbf{y}$	
σ^2		$\frac{1}{n} \mathbf{e}^\top \mathbf{e}$	$\frac{1}{n-p} \mathbf{e}^\top \mathbf{e}$	$\frac{1}{n-p+2} \mathbf{e}^\top \mathbf{e}$

Table 3.1: Comparison of different estimators for β and σ^2 .

3.5. Learning Curve of Least Squares under Gaussian Disturbance

To differentiate the test data error (the data we do not see), we define the **in-sample error** (a.k.a., the in-sample sum of squares due to error) by $MSE_{in}(\beta) = \frac{1}{n} \sum_{i=1}^n (\mathbf{y}_i - \hat{\mathbf{y}}_i)^2 = \frac{1}{n} \mathbf{e}^\top \mathbf{e}$ for n test samples on hand, and the **out-of-sample error** (a.k.a., the out-of-sample sum of squares due to error) as the expectation squared error of test data by $MSE_{out}(\beta) = E[(y_* - \hat{y}_*)^2]$. And we prove the form of the expectation of in-sample error and out-of-sample error under Gaussian noise disturbance.

Lemma 3.7 (Expectation of In-Sample Error Under Gaussian Disturbance)

Let $\mathbf{y} = \mathbf{X}\beta + \epsilon$ where $\epsilon \sim \mathcal{N}(\mathbf{0}, \sigma^2 \mathbf{I})$. Assume $\mathbf{X} \in \mathbb{R}^{n \times p}$ is fixed and has full rank with $p < n$, i.e., rank is p . Then, we have

1. Expectation of in-sample error: $E[MSE_{in}(\beta)] = \frac{n-p}{n} \sigma^2$;
2. Expectation of out-of-sample error: $E[MSE_{out}(\beta)]$ converges to $\frac{n+p}{n} \sigma^2 + O(\frac{1}{n})$.

Proof [of Lemma 3.7] As a recap, the sum of squares due to error is defined as

$$\begin{aligned}
 \mathbf{e}^\top \mathbf{e} &= \|\mathbf{y} - \hat{\mathbf{y}}\|^2 = \|\mathbf{X}\beta + \epsilon - \mathbf{H}\mathbf{y}\|^2 \\
 &= \|\mathbf{X}\beta + \epsilon - \mathbf{H}(\mathbf{X}\beta + \epsilon)\|^2 = \|\mathbf{X}\beta + \epsilon - \mathbf{X}\beta - \mathbf{H}\epsilon\|^2 \\
 &= \|(\mathbf{I} - \mathbf{H})\epsilon\|^2 = ((\mathbf{I} - \mathbf{H})\epsilon)^\top ((\mathbf{I} - \mathbf{H})\epsilon) \\
 &= \epsilon^\top (\mathbf{I} - \mathbf{H})^\top (\mathbf{I} - \mathbf{H}) \epsilon = \epsilon^\top (\mathbf{I} - \mathbf{H})(\mathbf{I} - \mathbf{H}) \epsilon \\
 &= \epsilon^\top (\mathbf{I} - \mathbf{H}) \epsilon,
 \end{aligned}$$

where the last two equalities are from the fact that $\mathbf{I} - \mathbf{H}$ is symmetric and idempotent. Then take the expectation of the sum of squares due to error with respect to ϵ , we have

$$\begin{aligned}
 E[\mathbf{e}^\top \mathbf{e}] &= E[\epsilon^\top (\mathbf{I} - \mathbf{H}) \epsilon] \\
 &= \text{trace}((\mathbf{I} - \mathbf{H}) \cdot \sigma^2 \mathbf{I}) \\
 &= \sigma^2(n - p),
 \end{aligned}$$

where the second equality is from the fact that: for random variable \mathbf{b} and non-random matrix \mathbf{A} , we have

$$\mathbb{E}[\mathbf{b}^\top \mathbf{A} \mathbf{b}] = \text{trace}(\mathbf{A} \text{Cov}[\mathbf{b}]) + \mathbb{E}[\mathbf{b}]^\top \mathbf{A} \mathbb{E}[\mathbf{b}]. \quad (3.1)$$

And the proof of the above equation is provided in Appendix D.1 (p. 194). This expectation coincides with the result from Theorem 3.4 (p. 60) where we proved $\mathbf{e}^\top \mathbf{e} \sim \sigma^2 \chi_{(n-p)}^2$ of which the expectation is $\sigma^2(n-p)$ as well. Then

$$\mathbb{E}[MSE_{in}(\boldsymbol{\beta})] = \frac{1}{n} \mathbb{E}[\mathbf{e}^\top \mathbf{e}] = \frac{n-p}{n} \sigma^2.$$

Note here, we could just get the expectation of $\mathbf{e}^\top \mathbf{e}$ from Theorem 3.4 (p. 60). The proof above provides us with another way to find the expectation of $\mathbf{e}^\top \mathbf{e}$.

For the second part of the claim, given the test input \mathbf{x}_* , test output y_* , and test noise ϵ_* , we have the test error

$$\begin{aligned} e_* &= y_* - \mathbf{x}_*^\top \hat{\boldsymbol{\beta}} \\ &= y_* - \mathbf{x}_*^\top (\mathbf{X}^\top \mathbf{X})^{-1} \mathbf{X}^\top \mathbf{y} \\ &= (\mathbf{x}_*^\top \boldsymbol{\beta} + \epsilon_*) - \mathbf{x}_*^\top (\mathbf{X}^\top \mathbf{X})^{-1} \mathbf{X}^\top (\mathbf{X} \boldsymbol{\beta} + \boldsymbol{\epsilon}) \\ &= \epsilon_* - \mathbf{x}_*^\top (\mathbf{X}^\top \mathbf{X})^{-1} \mathbf{X}^\top \boldsymbol{\epsilon} + [\mathbf{x}_*^\top \boldsymbol{\beta} - \mathbf{x}_*^\top (\mathbf{X}^\top \mathbf{X})^{-1} \mathbf{X}^\top \mathbf{X} \boldsymbol{\beta}] \\ &= \epsilon_* - \mathbf{x}_*^\top (\mathbf{X}^\top \mathbf{X})^{-1} \mathbf{X}^\top \boldsymbol{\epsilon}. \end{aligned}$$

Then, the squared test error is

$$\begin{aligned} e_*^2 &= (\epsilon_* - \mathbf{x}_*^\top (\mathbf{X}^\top \mathbf{X})^{-1} \mathbf{X}^\top \boldsymbol{\epsilon})^2 \\ &= \epsilon_*^2 - 2\epsilon_* \mathbf{x}_*^\top (\mathbf{X}^\top \mathbf{X})^{-1} \mathbf{X}^\top \boldsymbol{\epsilon} + \left(\mathbf{x}_*^\top (\mathbf{X}^\top \mathbf{X})^{-1} \mathbf{X}^\top \boldsymbol{\epsilon} \right) \left(\mathbf{x}_*^\top (\mathbf{X}^\top \mathbf{X})^{-1} \mathbf{X}^\top \boldsymbol{\epsilon} \right)^\top \\ &= \epsilon_*^2 - 2\epsilon_* \mathbf{x}_*^\top (\mathbf{X}^\top \mathbf{X})^{-1} \mathbf{X}^\top \boldsymbol{\epsilon} + \mathbf{x}_*^\top (\mathbf{X}^\top \mathbf{X})^{-1} \mathbf{X}^\top \boldsymbol{\epsilon} \boldsymbol{\epsilon}^\top \mathbf{X} (\mathbf{X}^\top \mathbf{X})^{-1} \mathbf{x}_* \end{aligned}$$

- 1. Take the expectation of the squared test error with respect to the test input \mathbf{x}_* ,

$$\mathbb{E}_{\mathbf{x}_*}[e_*^2] = \epsilon_*^2 - 2\epsilon_* \mathbb{E}_{\mathbf{x}_*}[\mathbf{x}_*]^\top (\mathbf{X}^\top \mathbf{X})^{-1} \mathbf{X}^\top \boldsymbol{\epsilon} + \text{tr}(\mathbf{M} \text{Cov}_{\mathbf{x}_*}[\mathbf{x}_*]) + \mathbb{E}_{\mathbf{x}_*}[\mathbf{x}_*]^\top \mathbf{M} \mathbb{E}_{\mathbf{x}_*}[\mathbf{x}_*],$$

where $\mathbf{M} = (\mathbf{X}^\top \mathbf{X})^{-1} \mathbf{X}^\top \boldsymbol{\epsilon} \boldsymbol{\epsilon}^\top \mathbf{X} (\mathbf{X}^\top \mathbf{X})^{-1}$, and the last two components are again from Equation (3.1).

- 2. Take the expectation of the squared test error with respect to the test noise ϵ_* ,

$$\begin{aligned} \mathbb{E}_{\epsilon_*}[\mathbb{E}_{\mathbf{x}_*}[e_*^2]] &= \mathbb{E}_{\epsilon_*}[\epsilon_*^2] - 2\mathbb{E}_{\epsilon_*}[\epsilon_*] \mathbb{E}_{\mathbf{x}_*}[\mathbf{x}_*]^\top (\mathbf{X}^\top \mathbf{X})^{-1} \mathbf{X}^\top \boldsymbol{\epsilon} \\ &\quad + \text{trace}(\mathbf{M} \text{Cov}[\mathbf{x}_*]) + \mathbb{E}_{\mathbf{x}_*}[\mathbf{x}_*]^\top \mathbf{M} \mathbb{E}_{\mathbf{x}_*}[\mathbf{x}_*] \\ &= \sigma^2 + \text{trace}(\mathbf{M} \text{Cov}_{\mathbf{x}_*}[\mathbf{x}_*]) + \mathbb{E}_{\mathbf{x}_*}[\mathbf{x}_*]^\top \mathbf{M} \mathbb{E}_{\mathbf{x}_*}[\mathbf{x}_*] \end{aligned}$$

- 3. Take the expectation of the squared test error with respect to the input noise $\boldsymbol{\epsilon}$,

$$\begin{aligned} \mathbb{E}_{\boldsymbol{\epsilon}}[\mathbb{E}_{\epsilon_*}[\mathbb{E}_{\mathbf{x}_*}[e_*^2]]] &= \sigma^2 + \mathbb{E}_{\boldsymbol{\epsilon}} \left[\text{trace} \left((\mathbf{X}^\top \mathbf{X})^{-1} \mathbf{X}^\top \boldsymbol{\epsilon} \boldsymbol{\epsilon}^\top \mathbf{X} (\mathbf{X}^\top \mathbf{X})^{-1} \text{Cov}_{\mathbf{x}_*}[\mathbf{x}_*] \right) \right] \\ &\quad + \mathbb{E}_{\boldsymbol{\epsilon}} \left[\mathbb{E}_{\mathbf{x}_*}[\mathbf{x}_*]^\top (\mathbf{X}^\top \mathbf{X})^{-1} \mathbf{X}^\top \boldsymbol{\epsilon} \boldsymbol{\epsilon}^\top \mathbf{X} (\mathbf{X}^\top \mathbf{X})^{-1} \mathbb{E}_{\mathbf{x}_*}[\mathbf{x}_*] \right] \end{aligned} \quad (3.2)$$

- 3.1. For the second part of the above equation, the trace of a product is invariant under cyclical permutations of the factors:

$$\begin{aligned} & \mathbb{E}_{\epsilon} \left[\text{trace} \left((\mathbf{X}^{\top} \mathbf{X})^{-1} \mathbf{X}^{\top} \epsilon \epsilon^{\top} \mathbf{X} (\mathbf{X}^{\top} \mathbf{X})^{-1} \text{Cov}_{\mathbf{x}_*}[\mathbf{x}_*] \right) \right] \\ &= \mathbb{E}_{\epsilon} \left[\text{trace} \left(\epsilon^{\top} \mathbf{X} (\mathbf{X}^{\top} \mathbf{X})^{-1} \text{Cov}_{\mathbf{x}_*}[\mathbf{x}_*] (\mathbf{X}^{\top} \mathbf{X})^{-1} \mathbf{X}^{\top} \epsilon \right) \right]. \end{aligned}$$

Follow the fact that: for random variable \mathbf{b} and non-random matrix \mathbf{A} , since $\mathbf{b}^{\top} \mathbf{A} \mathbf{b}$ is a scalar, we have

$$\mathbf{b}^{\top} \mathbf{A} \mathbf{b} = \text{trace}(\mathbf{b}^{\top} \mathbf{A} \mathbf{b}) = \text{trace}(\mathbf{A} \mathbf{b} \mathbf{b}^{\top}),$$

where the last equation is from the fact that the trace of a product is invariant under cyclical permutations of the factors:

$$\boxed{\text{trace}(\mathbf{A} \mathbf{B} \mathbf{C}) = \text{trace}(\mathbf{B} \mathbf{C} \mathbf{A}) = \text{trace}(\mathbf{C} \mathbf{A} \mathbf{B})},$$

if all $\mathbf{A} \mathbf{B} \mathbf{C}$, $\mathbf{B} \mathbf{C} \mathbf{A}$, and $\mathbf{C} \mathbf{A} \mathbf{B}$ exist. Then

$$\mathbb{E}[\mathbf{b}^{\top} \mathbf{A} \mathbf{b}] = \mathbb{E}[\text{trace}(\mathbf{A} \mathbf{b} \mathbf{b}^{\top})] = \text{trace}(\mathbb{E}[\mathbf{A} \mathbf{b} \mathbf{b}^{\top}]) = \text{trace}(\mathbf{A} \mathbb{E}[\mathbf{b} \mathbf{b}^{\top}]),$$

where the second equality is from the linear property of trace.

Let $\mathbf{b} = (\mathbf{X}^{\top} \mathbf{X})^{-1} \mathbf{X}^{\top} \epsilon$ and $\mathbf{A} = \text{Cov}_{\mathbf{x}_*}[\mathbf{x}_*]$, then the second part of Equation (3.2) is

$$\begin{aligned} & \mathbb{E}_{\epsilon} \left[\text{trace} \left(\epsilon^{\top} \mathbf{X} (\mathbf{X}^{\top} \mathbf{X})^{-1} \text{Cov}_{\mathbf{x}_*}[\mathbf{x}_*] (\mathbf{X}^{\top} \mathbf{X})^{-1} \mathbf{X}^{\top} \epsilon \right) \right] \\ &= \mathbb{E}[\text{trace}(\mathbf{b}^{\top} \mathbf{A} \mathbf{b})] \\ &= \text{trace}(\mathbf{A} \mathbb{E}[\mathbf{b} \mathbf{b}^{\top}]) \\ &= \text{trace}(\text{Cov}_{\mathbf{x}_*}[\mathbf{x}_*] \sigma^2 (\mathbf{X}^{\top} \mathbf{X})^{-1}) \quad (*) \\ &= \frac{\sigma^2}{n} \text{trace}(\text{Cov}_{\mathbf{x}_*}[\mathbf{x}_*] (\frac{1}{n} \mathbf{X}^{\top} \mathbf{X})^{-1}) \\ &\xrightarrow{n \rightarrow \infty} \frac{p}{n} \sigma^2, \end{aligned}$$

where the third equation (*) is from the assumption that $\epsilon \sim \mathcal{N}(\mathbf{0}, \sigma^2 \mathbf{I})$, we have $\mathbf{b} \sim \mathcal{N}(\mathbf{0}, \sigma^2 (\mathbf{X}^{\top} \mathbf{X})^{-1})$ ⁶ and $\mathbb{E}[\mathbf{b} \mathbf{b}^{\top}] = \text{Cov}[\mathbf{b}] = \sigma^2 (\mathbf{X}^{\top} \mathbf{X})^{-1}$. And the last equation is from the fact that $(\frac{1}{n} \mathbf{X}^{\top} \mathbf{X})$ converges to $\text{Cov}_{\mathbf{x}_*}[\mathbf{x}_*]$ as $n \rightarrow \infty$ and the trace of a $p \times p$ identity matrix is p .

- 3.2. Similarly for the third part of Equation 3.2,

$$\mathbb{E}_{\epsilon} \left[\mathbb{E}_{\mathbf{x}_*}[\mathbf{x}_*]^{\top} (\mathbf{X}^{\top} \mathbf{X})^{-1} \mathbf{X}^{\top} \epsilon \epsilon^{\top} \mathbf{X} (\mathbf{X}^{\top} \mathbf{X})^{-1} \mathbb{E}_{\mathbf{x}_*}[\mathbf{x}_*] \right] = \frac{\sigma^2 \mathbb{E}[\mathbf{x}_*]^{\top} \text{Cov}[\mathbf{x}_*] \mathbb{E}[\mathbf{x}_*]}{n},$$

which is an order of $O(\frac{1}{n})$.

6. By the fact that $\mathbf{A} \mathbf{x} + \mathbf{b} \sim \mathcal{N}(\mathbf{A} \mathbf{u} + \mathbf{b}, \mathbf{A} \Sigma \mathbf{A}^{\top})$ when $\mathbf{x} \sim \mathcal{N}(\mathbf{u}, \Sigma)$ for non-random variables \mathbf{A} and \mathbf{b} .

Finally, we reduce Equation (3.2) to

$$\frac{n+p}{n}\sigma^2 + O\left(\frac{1}{n}\right).$$

This completes the proof. ■

Thus we get the learning curve of least squares under Gaussian noise as shown in Figure 3.4. When the sample number n gets much larger than the dimension p , the expectation of the in-sample error and the expectation of the out-of-sample error converge to the noise level.

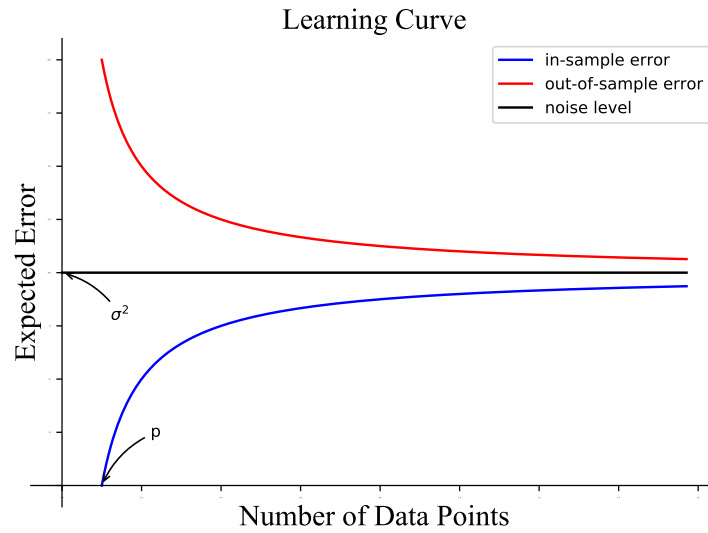


Figure 3.4: Learning curve of least squares under Gaussian noise disturbance.

Model Selection and Analysis of Variance (ANOVA)

Contents

4.1	Model Selection and Analysis of Variance (ANOVA)	68
4.2	R^2 test and ANOVA Decomposition	68
4.2.1	Degree of Freedom	69
4.2.2	R^2 Estimator and Adjusted R^2 Estimator	70
4.2.3	ANOVA Decomposition	71
4.2.4	Cochran's Theorem: Another Proof for Lemma 4.4	73
4.3	Variable Selection	74
4.3.1	F -test	77
4.3.2	Variable Selection Procedure	78

4.1. Model Selection and Analysis of Variance (ANOVA)

Quadratic forms of normal random vectors are of great importance in many branches of statistics, such as the analysis of variance (ANOVA) in the least squares here. The general idea is to split the sum of the squares of the observations into a number of quadratic forms, each corresponding to some cause of variation. We will shortly discuss the model selection and the analysis of variance in this chapter; see also discussion in [Gut \(2009\)](#).

4.2. R^2 test and ANOVA Decomposition

Consider the matrix \mathbf{X} has a first column of all 1's. Then, the column space of \mathbf{X} is just a “line” in the original space. When the input matrix is restricted to a column $\mathbf{X}_1 = \mathbf{1}_n \in \mathbb{R}^{n \times 1}$ which is the first column of \mathbf{X} consisting of all 1's, then $[\bar{y}, \bar{y}, \dots, \bar{y}]^\top = \bar{y}\mathbf{1}_n = \mathbf{X}[\bar{y}, 0, \dots, 0]^\top \in \mathcal{C}(\mathbf{X})$ is the least squares solution, where $\bar{y} = \frac{1}{n} \sum_{i=1}^n y_i$ and $\mathbf{y} = [y_1, y_2, \dots, y_n]^\top$. To see this, if we only select the first column, we should project \mathbf{y} onto the column space of \mathbf{X}_1 , and the hat matrix is $\mathbf{H}_1 = \mathbf{X}_1(\mathbf{X}_1^\top \mathbf{X}_1)^{-1} \mathbf{X}_1^\top = \frac{\mathbf{1}_n \mathbf{1}_n^\top}{n}$. Then the projection of \mathbf{y} is $\bar{y}\mathbf{1}_n = \mathbf{H}_1 \mathbf{y}$. By Pythagoras theorem (Remark 1.30, p. 47), we have the following property and definition:

$$\begin{aligned} \|\mathbf{y} - \bar{y}\mathbf{1}_n\|^2 &= \|\mathbf{y} - \hat{\mathbf{y}}\|^2 + \|\hat{\mathbf{y}} - \bar{y}\mathbf{1}_n\|^2 \\ \text{Total sum of squares} &= \text{Sum of squared errors} + \text{Sum of squared regression} \\ SST &= SSE + SSR. \end{aligned} \quad (4.1)$$

To see why we have this equality, let $\mathbf{H} = \mathbf{X}(\mathbf{X}^\top \mathbf{X})^{-1} \mathbf{X}^\top$ be the hat matrix of the whole \mathbf{X} . We notice that $SST = \mathbf{y}^\top (\mathbf{I} - \mathbf{H}_1)^\top (\mathbf{I} - \mathbf{H}_1) \mathbf{y}$, $SSE = \mathbf{y}^\top (\mathbf{I} - \mathbf{H})^\top (\mathbf{I} - \mathbf{H}) \mathbf{y}$, and $SSR = \mathbf{y}^\top (\mathbf{H} - \mathbf{H}_1)^\top (\mathbf{H} - \mathbf{H}_1) \mathbf{y}$. It can be easily verified that $(\mathbf{I} - \mathbf{H}_1)$, $(\mathbf{I} - \mathbf{H})$, and $(\mathbf{H} - \mathbf{H}_1)$ are symmetric idempotent. Then it follows that

$$\begin{aligned} SST &= SSE + SSR \\ \mathbf{y}^\top (\mathbf{I} - \mathbf{H}_1) \mathbf{y} &= \mathbf{y}^\top (\mathbf{I} - \mathbf{H}) \mathbf{y} + \mathbf{y}^\top (\mathbf{H} - \mathbf{H}_1) \mathbf{y}. \end{aligned} \quad (4.2)$$

Equation (4.1) is an example of an *ANOVA (short for analysis of variance) decomposition*. ANOVA decompositions split a variance (or a sum of squares) into two or more pieces. Not surprisingly there is typically some orthogonality or the Pythagoras theorem behind them.

Definition 4.1 (R^2 Measure) We further define the R^2 measure,

$$R^2 = \frac{SSR}{SST} = 1 - \frac{SSE}{SST}.$$

So R^2 is a measure of the percentage of the variance explained by the model.

To see why we are comparing the difference between using \mathbf{X} and using \mathbf{X}_1 in the model. We should notice that when the data can be expressed by the model, there should be a large

1. $\mathbf{1}_n$ is an $n \times 1$ vector with all 1's.

difference between the model only having the first parameter and the model having all p parameters. The value of R^2 is in the range between 0 and 1. When R^2 approaches 1, $\hat{\mathbf{y}}$ is very close to \mathbf{y} . Then it is reasonable to use linear model to express the data. However, $\hat{\mathbf{y}}$ is already the best we could do under this data set for linear models. When $\hat{\mathbf{y}}$ is far from \mathbf{y} , the data cannot be demonstrated by the linear model. And we will not go into the variable selection procedure any further (we shall introduce it later) in this scenario.

4.2.1 Degree of Freedom

In Remark 3.5 (p. 61), we claim that $\mathbf{e} = \mathbf{y} - \hat{\mathbf{y}}$ has degree of freedom of $(n - p)$ such that $\frac{SSE}{n-p}$ adjusts the degree of freedom by dividing $(n - p)$. Let $\mathbf{a} = \mathbf{y} - \bar{y}\mathbf{1}_n$, we have the following claim

Remark 4.1 (Degree of Freedom of \mathbf{a}) $\frac{SST}{n-1} = \frac{\|\mathbf{a}\|^2}{n-1}$ adjusts the degree of freedom of \mathbf{a} while the degree of freedom of \mathbf{a} is $(n - 1)$ if $\mathbf{X} \in \mathbb{R}^{n \times p}$ has full column rank with $n \geq p$.

We notice that the degree of freedom can be explained as $\sum_{i=1}^n \mathbf{a}_i = 0$ such that the first $(n - 1)$ elements can move freely in $\mathbb{R}^{(n-1)}$ while the last component is a linear combination of the first $(n - 1)$ ones.

Remark 4.2 (Degree of Freedom) Similarly, let $\mathbf{b} = \hat{\mathbf{y}} - \bar{y}\mathbf{1}_n$, we realize that $\mathbf{b} = \mathbf{a} - \mathbf{e}$ such that the degree of freedom of \mathbf{b} is $(p - 1)$. And $\frac{SSR}{p-1} = \frac{\|\mathbf{b}\|^2}{p-1}$ adjusts the degree of freedom of \mathbf{b} . We summarize the the degrees of freedom for the three terms in Table 4.1.

	Notation	Degree of freedom
SST	$\mathbf{a}^\top \mathbf{a} = (\mathbf{y} - \bar{y}\mathbf{1}_n)^\top (\mathbf{y} - \bar{y}\mathbf{1}_n)$	$n - 1$
SSE	$\mathbf{e}^\top \mathbf{e} = (\mathbf{y} - \hat{\mathbf{y}})^\top (\mathbf{y} - \hat{\mathbf{y}})$	$n - p$
SSR	$\mathbf{b}^\top \mathbf{b} = (\hat{\mathbf{y}} - \bar{y}\mathbf{1}_n)^\top (\hat{\mathbf{y}} - \bar{y}\mathbf{1}_n)$	$p - 1$

Table 4.1: Degree of freedom in ANOVA

Moreover, we notice that

$$SST = SSE + SSR$$

$$\mathbf{y}^\top (\mathbf{I} - \mathbf{H}_1) \mathbf{y} = \mathbf{y}^\top (\mathbf{I} - \mathbf{H}) \mathbf{y} + \mathbf{y}^\top (\mathbf{H} - \mathbf{H}_1) \mathbf{y},$$

where SST , SSE , and SSR are all quadratic forms of \mathbf{y} with different defining matrices $\mathbf{I} - \mathbf{H}_1$, $\mathbf{I} - \mathbf{H}$, and $\mathbf{H} - \mathbf{H}_1$ respectively. The following facts about quadratic forms are important (see Rawlings et al. (2001) for more discussions on quadratic forms):

1. All sum of squares can be written as $\mathbf{y}^\top \mathbf{A} \mathbf{y}$, where \mathbf{A} is a square symmetric positive definite matrix.
2. The degree of freedom associated with any quadratic form is equal to the rank of the defining matrix, which equals its trace when the matrix is idempotent. This agrees with our discussion since $\text{rank}(\mathbf{I} - \mathbf{H}_1) = n - 1$, $\text{rank}(\mathbf{I} - \mathbf{H}) = n - p$, and $\text{rank}(\mathbf{H} - \mathbf{H}_1) = p - 1$.
3. Two quadratic forms are orthogonal if the product of their defining matrices is the null matrix $\mathbf{0}$.

4.2.2 R^2 Estimator and Adjusted R^2 Estimator

Previously, we define the R^2 measure by

$$R^2 = \frac{SSR}{SST} = 1 - \frac{SSE}{SST},$$

such that R^2 is a measure of the percentage of the variance explained by the model. This is equivalent to state that

$$R^2 = \frac{SSR}{SST} = 1 - \frac{SSE/n}{SST/n} = 1 - \frac{\|\mathbf{y} - \hat{\mathbf{y}}\|^2/n}{\|\mathbf{y} - \bar{y}\mathbf{1}_n\|^2/n} = 1 - \frac{\hat{\sigma}^2}{\hat{\sigma}_y^2},$$

where $\hat{\sigma}^2$ is the maximum likelihood estimator of the noise variance σ^2 as shown in Lemma 2.1 (p. 51) and $\hat{\sigma}_y^2$ is an estimator of y_1, y_2, \dots, y_n where y_i is the i -th element of \mathbf{y} . Thus we can define the variable

$$\rho^2 = 1 - \frac{\sigma^2}{\sigma_y^2},$$

where σ^2 is the noise variance in the linear model and σ_y^2 is the variance of output variables \mathbf{y} . From the discussion on the degree of freedom, we realize that both the two estimators are biased estimators. Thus R^2 estimator is a “**biased**” estimator of ρ^2 .

The unbiased estimators of σ^2 and σ_y^2 are

$$\begin{aligned} \|\mathbf{y} - \hat{\mathbf{y}}\|^2/(n - p) & \quad (\text{see Lemma 3.4, p. 60}) \\ \|\mathbf{y} - \bar{y}\mathbf{1}_n\|^2/(n - 1) & \quad (\text{see discussion below}) \end{aligned} \tag{4.3}$$

respectively. We can then define the following adjusted measure

$$\bar{R}^2 = 1 - \frac{\|\mathbf{y} - \hat{\mathbf{y}}\|^2/(n - p)}{\|\mathbf{y} - \bar{y}\mathbf{1}_n\|^2/(n - 1)} = 1 - (1 - R^2) \frac{n - 1}{n - p},$$

which is known as the **adjusted** R^2 estimator of ρ^2 (Theil, 1961).

Unbiased Estimator of σ_y^2 from Gaussian Sampling

Suppose $\mathbf{y} = [y_1, y_2, \dots, y_n]^\top$ and y_1, y_2, \dots, y_n is a random sample from Gaussian distribution, i.e., $y_1, y_2, \dots, y_n \sim \mathcal{N}(\mu_y, \sigma_y^2)$. Suppose

$$\bar{y} = \frac{1}{n} \sum_{i=1}^n y_i, \quad S_y^2 = \|\mathbf{y} - \bar{y}\mathbf{1}_n\|^2 / (n-1).$$

Then, we have the following proposition.

Lemma 4.3 (Gaussian Sampling)

- 1). The sample mean satisfies $\bar{y} \sim \mathcal{N}(\mu_y, \sigma_y^2/n)$;
- 2). The random variable S_y^2 satisfies $\frac{n-1}{\sigma_y^2} S_y^2 \sim \chi_{(n-1)}^2$;
- 3). The random variables \bar{y} and S_y^2 are independent.

The proof can be found in [Panaretos \(2016\)](#). From this lemma, we have $E[S_y^2] = \sigma_y^2$ such that the S_y^2 is an unbiased estimator of σ_y^2 as claimed in Equation (4.3).

4.2.3 ANOVA Decomposition

We provide distributional results for the ANOVA decomposition.

Lemma 4.4 (Distribution Results for ANOVA Decomposition) Let $\mathbf{y} = \mathbf{X}\beta + \epsilon$ where $\epsilon \sim \mathcal{N}(\mathbf{0}, \sigma^2 \mathbf{I})$. And assume $\mathbf{X} \in \mathbb{R}^{n \times p}$ is fixed and has full rank with $n \geq p$, i.e., rank is p so that $\mathbf{X}^\top \mathbf{X}$ is invertible. Then, under the hypothesis $H_0 : \beta = [\beta_0, 0, 0, \dots, 0]^\top$, we have the following results:

- 1). $\frac{1}{\sigma^2} SST \sim \chi_{(n-1)}^2$;
- 2). $\frac{1}{\sigma^2} SSE \sim \chi_{(n-p)}^2$;
- 3). $\frac{1}{\sigma^2} SSR \sim \chi_{(p-1)}^2$;
- 4). SSE and SSR are independent.

Proof [of Lemma 4.4] Let $\mathbf{H}_1 = \frac{\mathbf{1}_n \mathbf{1}_n^\top}{n}$, then $\mathbf{y} - \bar{y}\mathbf{1}_n = (\mathbf{I} - \mathbf{H}_1)\mathbf{y}$. Recall that $\mathbf{y} \sim \mathcal{N}(\mathbf{X}\beta, \sigma^2 \mathbf{I})$ and it can be easily verified that $(\mathbf{I} - \mathbf{H}_1)$ is symmetric and idempotent (orthogonal projection), then

$$\begin{aligned} & \mathbf{y} - \bar{y}\mathbf{1}_n \\ &= \mathcal{N}\left((\mathbf{I} - \mathbf{H}_1)\mathbf{X}\beta, (\mathbf{I} - \mathbf{H}_1)(\sigma^2 \mathbf{I})(\mathbf{I} - \mathbf{H}_1)^\top\right) && \text{(affine transformation of } \mathbf{y}\text{)} \\ &= \mathcal{N}\left((\mathbf{I} - \mathbf{H}_1)\mathbf{X}\beta, \sigma^2(\mathbf{I} - \mathbf{H}_1)^2\right) && (\mathbf{I} - \mathbf{H}_1 \text{ is symmetric)} \\ &= \mathcal{N}\left((\mathbf{I} - \mathbf{H}_1)\beta_0 \mathbf{1}_n, \sigma^2(\mathbf{I} - \mathbf{H}_1)^2\right) && \text{(hypothesis } H_0\text{)} \\ &= \mathcal{N}\left(\mathbf{0}, \sigma^2(\mathbf{I} - \mathbf{H}_1)^2\right). \end{aligned}$$

The affine transformation of multivariate normal distribution² implies that $\mathbf{y} - \bar{y}\mathbf{1}_n$ and $(\mathbf{I} - \mathbf{H}_1)\boldsymbol{\epsilon}$ have the same distribution. That is, $SST = \|\mathbf{y} - \bar{y}\mathbf{1}_n\|^2$ and $\boldsymbol{\epsilon}^\top(\mathbf{I} - \mathbf{H}_1)\boldsymbol{\epsilon}$ have the same distribution:

$$SST \stackrel{d}{=} \boldsymbol{\epsilon}^\top(\mathbf{I} - \mathbf{H}_1)\boldsymbol{\epsilon}.$$

By Spectral Theorem 1.16 (p. 37) and Lemma 1.15 (p. 37, the only possible eigenvalues of orthogonal projection matrices are 0 and 1), we can rewrite the sum of squared errors by $SST \stackrel{d}{=} \boldsymbol{\epsilon}^\top(\mathbf{I} - \mathbf{H}_1)\boldsymbol{\epsilon} = \boldsymbol{\epsilon}^\top(\mathbf{Q}\boldsymbol{\Lambda}\mathbf{Q}^\top)\boldsymbol{\epsilon}$, where $\mathbf{I} - \mathbf{H}_1 = \mathbf{Q}\boldsymbol{\Lambda}\mathbf{Q}^\top$ is the spectral decomposition of $\mathbf{I} - \mathbf{H}_1$. By the fact that rotations on the normal distribution do not affect the distribution³, we can define

$$\boldsymbol{\eta} = \mathbf{Q}^\top \boldsymbol{\epsilon} \sim \mathcal{N}(\mathbf{0}, \sigma^2 \mathbf{I}).$$

Thus, it follows that

$$SST \stackrel{d}{=} \boldsymbol{\eta}^\top \boldsymbol{\Lambda} \boldsymbol{\eta} \sim \sigma^2 \chi_{\text{rank}(\mathbf{I}-\mathbf{H}_1)}^2 \sim \sigma^2 \chi_{(n-1)}^2,$$

where $\text{rank}(\mathbf{I} - \mathbf{H}_1) = \text{trace}(\mathbf{I}) - \text{trace}(\mathbf{H}_1) = n - 1$ by Lemma 1.18 (p. 39).

For SSE , we realize that $SSE = \|\mathbf{y} - \hat{\mathbf{y}}\|^2$ is just $\mathbf{e}^\top \mathbf{e}$ in Theorem 3.4 (p. 60) and it follows:

$$SSE \sim \sigma^2 \chi_{(n-p)}^2.$$

For SSR , let $\mathbf{H} = \mathbf{X}(\mathbf{X}^\top \mathbf{X})^{-1} \mathbf{X}^\top$. Similarly, we have $\hat{\mathbf{y}} - \bar{y}\mathbf{1}_n = (\mathbf{H} - \mathbf{H}_1)\mathbf{y}$ and

$$\begin{aligned} & \hat{\mathbf{y}} - \bar{y}\mathbf{1}_n \\ &= \mathcal{N}\left((\mathbf{H} - \mathbf{H}_1)\mathbf{X}\boldsymbol{\beta}, (\mathbf{H} - \mathbf{H}_1)(\sigma^2 \mathbf{I})(\mathbf{H} - \mathbf{H}_1)^\top\right) && \text{(affine transformation of } \mathbf{y}) \\ &= \mathcal{N}\left((\mathbf{H} - \mathbf{H}_1)\mathbf{X}\boldsymbol{\beta}, \sigma^2(\mathbf{H} - \mathbf{H}_1)^2\right) && (\mathbf{H} - \mathbf{H}_1 \text{ is symmetric}) \\ &= \mathcal{N}\left((\mathbf{H} - \mathbf{H}_1)\boldsymbol{\beta}_0\mathbf{1}_n, \sigma^2(\mathbf{H} - \mathbf{H}_1)^2\right) && \text{(hypothesis } H_0) \\ &= \mathcal{N}\left(\mathbf{0}, \sigma^2(\mathbf{H} - \mathbf{H}_1)^2\right). && (\mathbf{H}\mathbf{1}_n = \mathbf{H}_1\mathbf{1}_n = \mathbf{1}_n) \end{aligned}$$

Again, the affine transformation of multivariate normal distribution implies $\hat{\mathbf{y}} - \bar{y}\mathbf{1}_n$ and $(\mathbf{H} - \mathbf{H}_1)\boldsymbol{\epsilon}$ have the same distribution. This results in

$$SSR = \|\hat{\mathbf{y}} - \bar{y}\mathbf{1}_n\|^2 \stackrel{d}{=} \boldsymbol{\epsilon}^\top(\mathbf{H} - \mathbf{H}_1)\boldsymbol{\epsilon}.$$

Thus, let the spectral decomposition of $\mathbf{H} - \mathbf{H}_1 = \mathbf{Q}\boldsymbol{\Lambda}\mathbf{Q}^\top$ and $\boldsymbol{\eta} = \mathbf{Q}\boldsymbol{\epsilon}$,

$$SSR \stackrel{d}{=} \boldsymbol{\eta}^\top \boldsymbol{\Lambda} \boldsymbol{\eta} \sim \sigma^2 \chi_{\text{rank}(\mathbf{H}-\mathbf{H}_1)}^2 \sim \sigma^2 \chi_{(p-1)}^2,$$

where

$$\begin{aligned} \text{rank}(\mathbf{H} - \mathbf{H}_1) &= \text{trace}(\mathbf{H}) - \text{trace}(\mathbf{H}_1) \\ &= \text{trace}(\mathbf{X}(\mathbf{X}^\top \mathbf{X})^{-1} \mathbf{X}^\top) - \text{trace}\left(\frac{\mathbf{1}_n \mathbf{1}_n^\top}{n}\right) \\ &= \text{trace}((\mathbf{X}^\top \mathbf{X})^{-1} \mathbf{X}^\top \mathbf{X}) - 1 \\ &= p - 1. \end{aligned}$$

2. If we assume that $\mathbf{X} \sim \mathcal{N}(\boldsymbol{\mu}, \boldsymbol{\Sigma})$, then $\mathbf{A}\mathbf{X} + \mathbf{b} \sim \mathcal{N}(\mathbf{A}\boldsymbol{\mu} + \mathbf{b}, \mathbf{A}\boldsymbol{\Sigma}\mathbf{A}^\top)$ for non-random matrix \mathbf{A} and vector \mathbf{b} .

3. Rotations on the Gaussian distribution do not affect the distribution. That is for any orthogonal matrix \mathbf{Q} with $\mathbf{Q}\mathbf{Q}^\top = \mathbf{Q}^\top \mathbf{Q} = \mathbf{I}$, if $\mathbf{X} \sim \mathcal{N}(\mathbf{0}, \sigma^2 \mathbf{I})$, then $\mathbf{Q}\mathbf{X} \sim \mathcal{N}(\mathbf{0}, \sigma^2 \mathbf{I})$.

Finally, we have

$$\begin{aligned}\text{Cov}[(\mathbf{I} - \mathbf{H})\mathbf{y}, (\mathbf{H} - \mathbf{H}_1)\mathbf{y}] &= (\mathbf{I} - \mathbf{H})\text{Cov}[\mathbf{y}, \mathbf{y}](\mathbf{H} - \mathbf{H}_1)^\top \\ &= \sigma^2(\mathbf{I} - \mathbf{H})(\mathbf{H} - \mathbf{H}_1) \\ &= \sigma^2 + \mathbf{H} - \mathbf{H}_1 - \mathbf{H} + \mathbf{H}\mathbf{H}_1 \\ &= \mathbf{0},\end{aligned}$$

where last equality is from Proposition 1.27 (p. 45) that $\mathbf{H}\mathbf{H}_1 = \mathbf{H}_1 = \mathbf{H}_1\mathbf{H}$. This implies SSE and SSR are independent and we complete the proof. \blacksquare

Then, combining Lemma 4.4 (p. 71), under the hypothesis $H_0 : \boldsymbol{\beta} = [\beta_0, 0, 0, \dots, 0]^\top$, we conclude that

$$T = \frac{\frac{1}{n-p}SSE}{\frac{1}{p-1}SSR} \sim F_{n-p, p-1},$$

which is independent of σ^2 and is also known as the *test statistic for F-test*.

Suppose we have the data set $(\mathbf{x}_1, y_1), (\mathbf{x}_2, y_2), \dots, (\mathbf{x}_n, y_n)$, and we observe $T = t$ for this specific data set. Then the value

$$p = P[T((\mathbf{x}_1, y_1), (\mathbf{x}_2, y_2), \dots, (\mathbf{x}_n, y_n)) \geq t] = P[F_{n-p, p-1} \geq t],$$

is known as the ***p-value***. We reject the hypothesis if $p < \alpha$, given some small α , say 0.05.

A moment of reflexion would reveal that the *p-value* is the chance of extreme cases when the hypothesis is true. If the *p-value* is small, then the hypothesis has a low probability of being correct and the observed data is sufficiently unlikely under the hypothesis, we reject. If not, we fail to reject ⁴. We will give an example of how this *F-test* works in Figure 4.2 (p. 77) later.

4.2.4 Cochran's Theorem: Another Proof for Lemma 4.4

Cochran's theorem is a standard result that is the basis of the analysis of variance. If $\mathbf{y}^\top \mathbf{A}_i \mathbf{y}$ follows a Chi-squared distribution, then \mathbf{A}_i must be a projection matrix but this theorem says more. If we can write the total sum of squares as a sum of the sum of squares of each component, and if the degrees of freedom add up, then the \mathbf{A}_i must be projections, they are orthogonal to each other, and they jointly span \mathbb{R}^n (Šemrl, 1996; James, 1952; Wong et al., 1991; Gut, 2009). We illustrate the Cochran's Theorem as follows, and the proof of it can be found in Appendix A.4 (p. 138).

Theorem 4.5 (Cochran's Theorem) *Let \mathbf{y} be random variable in \mathbb{R}^n and $\mathbf{y}^\top \mathbf{y}$ can be factored into $k > 0$ terms:*

$$\mathbf{y}^\top \mathbf{y} = \mathbf{y}^\top \mathbf{A}_1 \mathbf{y} + \mathbf{y}^\top \mathbf{A}_2 \mathbf{y} + \dots + \mathbf{y}^\top \mathbf{A}_k \mathbf{y}.$$

And \mathbf{A}_i 's meet the following requirements

4. Note that not rejecting is not equal to accepting the hypothesis.

- i). $\mathbf{A}_1, \mathbf{A}_2, \dots, \mathbf{A}_k$ are positive semi-definite (PSD);
 - ii). $\mathbf{A}_1 + \mathbf{A}_2 + \dots + \mathbf{A}_k = \mathbf{I}_n$ is the $n \times n$ identity matrix;
 - iii). Set $r_i = \text{rank}(\mathbf{A}_i)$, and $r_1 + r_2 + \dots + r_k = n$.
- Then, set $q_i = \mathbf{y}^\top \mathbf{A}_i \mathbf{y}$, we have the following results:
- 1). If $\mathbf{y} \sim \mathcal{N}(\mathbf{0}, \sigma^2 \mathbf{I})$, then $q_i \sim \sigma^2 \chi_{(r_i)}^2$.
 - 2). If $\mathbf{y} \sim \mathcal{N}(\boldsymbol{\mu}, \sigma^2 \mathbf{I})$ and $\boldsymbol{\mu}^\top \mathbf{A}_i \boldsymbol{\mu} = 0$, then $q_i \sim \sigma^2 \chi_{(r_i)}^2$;
 - 3). q_i 's are independent to each other.

We notice that $(\mathbf{I} - \mathbf{H}) + (\mathbf{H} - \mathbf{H}_1) + \mathbf{H}_1 = \mathbf{I}_n$ and $\mathbf{y} \sim \mathcal{N}(\mathbf{X}\boldsymbol{\beta}, \sigma^2 \mathbf{I}) \sim \mathcal{N}(\beta_0 \mathbf{1}_n, \sigma^2 \mathbf{I})$ under hypothesis $H_0 : \boldsymbol{\beta} = [\beta_0, 0, 0, \dots, 0]^\top$. Since the only eigenvalues of $(\mathbf{I} - \mathbf{H})$, $(\mathbf{H} - \mathbf{H}_1)$, and \mathbf{H}_1 are 1 and 0, they are all PSD. From the proof above, we have $\text{rank}(\mathbf{I} - \mathbf{H}) = n - p$, $\text{rank}(\mathbf{H} - \mathbf{H}_1) = p - 1$, and $\text{rank}(\mathbf{H}_1) = 1$ which sum to n .

We also notice that $\mathbf{1}_n$ is perpendicular to $\mathbf{I} - \mathbf{H}$, since $\mathbf{1}_n$ is the first column of \mathbf{X} . That is, $(\mathbf{I} - \mathbf{H})\mathbf{1}_n = \mathbf{0}$, which implies $\mathbf{1}_n$ is an eigenvector of \mathbf{H} corresponding to eigenvalue $\lambda = 1$. In the meantime, we realize that $\mathbf{1}_n$ is also an eigenvector of $\mathbf{H}_1 = \frac{\mathbf{1}_n \mathbf{1}_n^\top}{n}$ corresponding to eigenvalue $\lambda_1 = 1$. Then

$$(\mathbf{H} - \mathbf{H}_1)\mathbf{1}_n = \mathbf{0}.$$

It follows that,

$$\begin{aligned} \beta_0 \mathbf{1}_n^\top (\mathbf{I} - \mathbf{H}) \beta_0 \mathbf{1}_n &= 0; \\ \beta_0 \mathbf{1}_n^\top (\mathbf{H} - \mathbf{H}_1) \beta_0 \mathbf{1}_n &= 0, \end{aligned}$$

which match the condition 2 in Theorem 4.5. As $SSE = \mathbf{y}^\top (\mathbf{I} - \mathbf{H}) \mathbf{y}$, and $SSR = \mathbf{y}^\top (\mathbf{H} - \mathbf{H}_1) \mathbf{y}$, thus, $SSE \sim \sigma^2 \chi_{(n-p)}^2$, $SSR \sim \sigma^2 \chi_{(p-1)}^2$, and SSE and SSR are independent.

4.3. Variable Selection

In Section 1.7 (p. 37), we show that $\hat{\mathbf{y}}$ is the projection of \mathbf{y} onto the column space of \mathbf{X} , i.e., $\mathcal{C}(\mathbf{X})$. The dimension of $\mathcal{C}(\mathbf{X})$ has full rank with $n \geq p$ for $\mathbf{X} \in \mathbb{R}^{n \times p}$. If we write \mathbf{X} into two blocks

$$\mathbf{X} = [\mathbf{X}_1 \quad \mathbf{X}_2],$$

where $\mathbf{X}_1 \in \mathbb{R}^{n \times q}$ and $\mathbf{X}_2 \in \mathbb{R}^{n \times (p-q)}$ with $q < p$. That is, \mathbf{X}_1 contains the first q columns of \mathbf{X} , and \mathbf{X}_2 is the rest (we can also choose \mathbf{X}_1 as random q columns from \mathbf{X} , and \mathbf{X}_2 as the rest). Then it follows that

$$\mathbf{y} = \mathbf{X}\boldsymbol{\beta} + \boldsymbol{\epsilon} = [\mathbf{X}_1 \quad \mathbf{X}_2] \begin{bmatrix} \boldsymbol{\beta}_1 \\ \boldsymbol{\beta}_2 \end{bmatrix} + \boldsymbol{\epsilon} = \mathbf{X}_1 \boldsymbol{\beta}_1 + \mathbf{X}_2 \boldsymbol{\beta}_2 + \boldsymbol{\epsilon}.$$

A further question can be posed, can we set $\boldsymbol{\beta}_2 = \mathbf{0}$ and achieve a similar reconstructive error when $\boldsymbol{\beta}_2 \neq \mathbf{0}$? Are the last $p - q$ variables useless for the least squares model? That is, the submodel given by $\boldsymbol{\beta}_1$ only can do as well as the whole model given by $\boldsymbol{\beta}$.

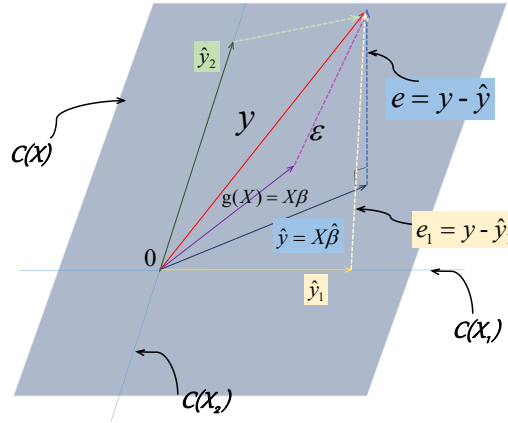


Figure 4.1: Projection onto the hyperplane of $\mathcal{C}(\mathbf{X})$ and $\mathcal{C}(\mathbf{X}_1)$.

If we only select the first q variables, we should project \mathbf{y} onto the column space of \mathbf{X}_1 , and the hat matrix is $\mathbf{H}_1 = \mathbf{X}_1(\mathbf{X}_1^\top \mathbf{X}_1)^{-1} \mathbf{X}_1^\top$. Then the projection of \mathbf{y} is $\hat{\mathbf{y}}_1 = \mathbf{H}_1 \mathbf{y}$, and the error vector is $\mathbf{e}_1 = \mathbf{y} - \hat{\mathbf{y}}_1$. The situation is shown in Figure 4.1.

For $\hat{\beta}$, we define the residual sum of squared error by $RSS(\hat{\beta}) = \|\mathbf{y} - \hat{\mathbf{y}}\|^2 = \|\mathbf{e}\|^2$. Then from Pythagoras (Remark 1.30, p. 47), we obtain

$$\begin{aligned} RSS(\hat{\beta}_1) &= RSS(\hat{\beta}) + \|\mathbf{e}_1 - \mathbf{e}\|^2; \\ \|\mathbf{e}_1\|^2 &= \|\mathbf{e}\|^2 + \|\mathbf{e}_1 - \mathbf{e}\|^2; \\ \|\mathbf{y} - \hat{\mathbf{y}}_1\|^2 &= \|\mathbf{y} - \hat{\mathbf{y}}\|^2 + \|\hat{\mathbf{y}} - \hat{\mathbf{y}}_1\|^2. \end{aligned}$$

Lemma 4.6 (Variable Selection) *Let $\mathbf{y} = \mathbf{X}\beta + \epsilon$ where $\epsilon \sim \mathcal{N}(\mathbf{0}, \sigma^2 \mathbf{I})$. And assume $\mathbf{X} \in \mathbb{R}^{n \times p}$ is fixed and has full rank with $n \geq p$, i.e., rank is p so that $\mathbf{X}^\top \mathbf{X}$ is invertible. Then if we decompose the variables into two parts that $\mathbf{X} = [\mathbf{X}_1, \mathbf{X}_2]$, we have the following results:*

1. $(\mathbf{e} - \mathbf{e}_1) \perp \mathbf{e}$;
2. $RSS(\hat{\beta})$ and $RSS(\hat{\beta}_1) - RSS(\hat{\beta})$ are independent;
3. Under the hypothesis $H_0 : \beta_2 = \mathbf{0}$, $\|\mathbf{e} - \mathbf{e}_1\|^2 \sim \sigma^2 \chi_{(p-q)}^2$.

Proof [of Lemma 4.6] For $\mathbf{e} - \mathbf{e}_1 = -\hat{\mathbf{y}} + \hat{\mathbf{y}}_1$, since $\hat{\mathbf{y}} \in \mathcal{C}(\mathbf{X})$ and $\hat{\mathbf{y}}_1 \in \mathcal{C}(\mathbf{X}_1)$, $\mathbf{e} - \mathbf{e}_1 \in \mathcal{C}(\mathbf{X})$. And \mathbf{e} is perpendicular to the column space of \mathbf{X} . Therefore, $(\mathbf{e} - \mathbf{e}_1) \perp \mathbf{e}$.

From Proposition 1.27 (p. 45), we have $\mathbf{H}_1 = \mathbf{H}_1 \mathbf{H}$ since $\mathcal{C}(\mathbf{X}_1) \subseteq \mathcal{C}(\mathbf{X})$. Then $\mathbf{e}_1 = (\mathbf{I} - \mathbf{H}_1) \mathbf{y} = (\mathbf{I} - \mathbf{H}_1 \mathbf{H}) \mathbf{y}$. Therefore,

$$\begin{aligned} \mathbf{e} &= (\mathbf{I} - \mathbf{H}) \mathbf{y} \\ \mathbf{e} - \mathbf{e}_1 &= (\mathbf{I} - \mathbf{H}) \mathbf{y} - (\mathbf{I} - \mathbf{H}_1 \mathbf{H}) \mathbf{y} = (\mathbf{H}_1 - \mathbf{I}) \mathbf{H} \mathbf{y}. \end{aligned}$$

Recall that $\mathbf{y} \sim \mathcal{N}(\mathbf{X}\boldsymbol{\beta}, \sigma^2 \mathbf{I})$. Then the covariance of \mathbf{e} and $\mathbf{e} - \mathbf{e}_1$ is

$$\begin{aligned} \text{Cov}[\mathbf{e}, \mathbf{e} - \mathbf{e}_1] &= \text{Cov}[(\mathbf{I} - \mathbf{H})\mathbf{y}, (\mathbf{H}_1 - \mathbf{I})\mathbf{H}\mathbf{y}] \\ &= (\mathbf{I} - \mathbf{H})\text{Cov}[\mathbf{y}, \mathbf{y}]\mathbf{H}^\top (\mathbf{H}_1 - \mathbf{I})^\top \\ &= (\mathbf{I} - \mathbf{H})(\sigma^2 \mathbf{I})\mathbf{H}(\mathbf{H}_1 - \mathbf{I}) \\ &= (\mathbf{H} - \mathbf{H}^2)(\mathbf{H}_1 - \mathbf{I}) \\ &= \mathbf{0}, \end{aligned} \quad (\mathbf{H} \text{ is idempotent})$$

where the second equality is from the fact that $\text{Cov}[\mathbf{A}\mathbf{X}, \mathbf{B}\mathbf{Y}] = \mathbf{A}\text{Cov}[\mathbf{X}, \mathbf{Y}]\mathbf{B}^\top$ for non-random \mathbf{A} and \mathbf{B} . Therefore $RSS(\hat{\boldsymbol{\beta}})$ and $RSS(\hat{\boldsymbol{\beta}}_1) - RSS(\hat{\boldsymbol{\beta}})$ are independent.

Further, we realize that

$$\begin{aligned} \mathbf{e} - \mathbf{e}_1 &= (\mathbf{H}_1 - \mathbf{I})\mathbf{H}\mathbf{y} \\ &\sim \mathcal{N}\left((\mathbf{H}_1 - \mathbf{I})\mathbf{H}\mathbf{X}\boldsymbol{\beta}, (\mathbf{H}_1 - \mathbf{I})\mathbf{H}(\sigma^2 \mathbf{I})\mathbf{H}^\top (\mathbf{H}_1 - \mathbf{I})^\top\right). \end{aligned}$$

Again from Proposition 1.27 (p. 45), we have $\mathbf{H}\mathbf{H}_1 = \mathbf{H}_1 = \mathbf{H}_1\mathbf{H}$. Then

$$\begin{aligned} \mathbf{e} - \mathbf{e}_1 &\sim \mathcal{N}((\mathbf{H}_1 - \mathbf{H})\mathbf{X}\boldsymbol{\beta}, \sigma^2(\mathbf{H} - \mathbf{H}_1)) \\ &\sim \mathcal{N}((\mathbf{H}_1 - \mathbf{I})\mathbf{X}\boldsymbol{\beta}, \sigma^2(\mathbf{H} - \mathbf{H}_1)) \quad (\mathbf{H}\mathbf{X} = \mathbf{X}) \\ &\sim \mathcal{N}((\mathbf{H}_1 - \mathbf{I})(\mathbf{X}_1\boldsymbol{\beta}_1 + \mathbf{X}_2\boldsymbol{\beta}_2), \sigma^2(\mathbf{H} - \mathbf{H}_1)) \\ &\sim \mathcal{N}((\mathbf{H}_1 - \mathbf{I})\mathbf{X}_1\boldsymbol{\beta}_1 + (\mathbf{H}_1 - \mathbf{I})\mathbf{X}_2\boldsymbol{\beta}_2, \sigma^2(\mathbf{H} - \mathbf{H}_1)) \\ &\sim \mathcal{N}((\mathbf{H}_1 - \mathbf{I})\mathbf{X}_2\boldsymbol{\beta}_2, \sigma^2(\mathbf{H} - \mathbf{H}_1)) \quad ((\mathbf{H}_1 - \mathbf{I})\mathbf{X}_1 = \mathbf{0}) \\ &\sim \mathcal{N}(\mathbf{0}, \sigma^2(\mathbf{H} - \mathbf{H}_1)). \quad (\text{assume } H_0 : \boldsymbol{\beta}_2 = \mathbf{0}) \end{aligned}$$

By Proposition 1.27 (p. 45), we have $(\mathbf{H} - \mathbf{H}_1)^\top = \mathbf{H} - \mathbf{H}_1$ and $(\mathbf{H} - \mathbf{H}_1)^2 = \mathbf{H} - \mathbf{H}_1$. Thus

$$\mathbf{e} - \mathbf{e}_1 \sim \mathcal{N}(\mathbf{0}, \sigma^2(\mathbf{H} - \mathbf{H}_1)^2).$$

The affine transformation of multivariate normal distribution⁵ implies that $\mathbf{e} - \mathbf{e}_1$ and $(\mathbf{H} - \mathbf{H}_1)\boldsymbol{\epsilon}$ have the same distribution. That is, $\|\mathbf{e} - \mathbf{e}_1\|^2$ and $\boldsymbol{\epsilon}^\top (\mathbf{H} - \mathbf{H}_1)\boldsymbol{\epsilon}$ have the same distribution.

By Spectral Theorem 1.16 (p. 37) and Lemma 1.15 (p. 37), the only possible eigenvalues of the hat matrix are 0 and 1, we can rewrite by $\|\mathbf{e} - \mathbf{e}_1\|^2 \stackrel{d}{=} \boldsymbol{\epsilon}^\top (\mathbf{H} - \mathbf{H}_1)\boldsymbol{\epsilon} = \boldsymbol{\epsilon}^\top (\mathbf{Q}\boldsymbol{\Lambda}\mathbf{Q}^\top)\boldsymbol{\epsilon}$, where $\mathbf{H} - \mathbf{H}_1 = \mathbf{Q}\boldsymbol{\Lambda}\mathbf{Q}^\top$ is the spectral decomposition of $\mathbf{H} - \mathbf{H}_1$. From rotations on the normal distribution do not affect the distribution⁶, we can define

$$\boldsymbol{\eta} = \mathbf{Q}^\top \boldsymbol{\epsilon} \sim \mathcal{N}(\mathbf{0}, \sigma^2 \mathbf{I}).$$

Thus,

$$\|\mathbf{e} - \mathbf{e}_1\|^2 \stackrel{d}{=} \boldsymbol{\eta}^\top \boldsymbol{\Lambda} \boldsymbol{\eta} \sim \sigma^2 \chi_{\text{rank}(\mathbf{H} - \mathbf{H}_1)}^2 \sim \sigma^2 \chi_{(p-q)}^2,$$

5. If we assume that $\mathbf{X} \sim \mathcal{N}(\boldsymbol{\mu}, \boldsymbol{\Sigma})$, then $\mathbf{A}\mathbf{X} + \mathbf{b} \sim \mathcal{N}(\mathbf{A}\boldsymbol{\mu} + \mathbf{b}, \mathbf{A}\boldsymbol{\Sigma}\mathbf{A}^\top)$ for non-random matrix \mathbf{A} and vector \mathbf{b} .

6. Rotations on the Gaussian distribution do not affect the distribution. That is for any orthogonal matrix \mathbf{Q} with $\mathbf{Q}\mathbf{Q}^\top = \mathbf{Q}^\top \mathbf{Q} = \mathbf{I}$, if $\mathbf{X} \sim \mathcal{N}(\mathbf{0}, \sigma^2 \mathbf{I})$, then $\mathbf{Q}\mathbf{X} \sim \mathcal{N}(\mathbf{0}, \sigma^2 \mathbf{I})$.

where by Lemma 1.18 (p. 39), we have

$$\begin{aligned} \text{rank}(\mathbf{H} - \mathbf{H}_1) &= \text{trace}(\mathbf{H}) - \text{trace}(\mathbf{H}_1) \\ &= \text{trace}(\mathbf{X}(\mathbf{X}^\top \mathbf{X})^{-1} \mathbf{X}^\top) - \text{trace}(\mathbf{X}_1(\mathbf{X}_1^\top \mathbf{X}_1)^{-1} \mathbf{X}_1^\top) \\ &= \text{trace}((\mathbf{X}^\top \mathbf{X})^{-1} \mathbf{X}^\top \mathbf{X}) - \text{trace}((\mathbf{X}_1^\top \mathbf{X}_1)^{-1} \mathbf{X}_1^\top \mathbf{X}_1) \\ &= p - q. \end{aligned}$$

This completes the proof. ■

4.3.1 F -test

Then, combining $RSS(\hat{\beta}) \sim \sigma^2 \chi_{(n-p)}^2$ in Theorem 3.4 (p. 60), under the hypothesis $\beta_2 = \mathbf{0}$, we conclude that

$$T = \frac{\frac{1}{p-q} (RSS(\hat{\beta}_1) - RSS(\hat{\beta}))}{\frac{1}{n-p} RSS(\hat{\beta})} \sim F_{p-q, n-p},$$

which is the **test statistic for F -test**.

Suppose we have the data set $(\mathbf{x}_1, y_1), (\mathbf{x}_2, y_2), \dots, (\mathbf{x}_n, y_n)$, and we observe $T = t$ for this specific data set. Then we have the p -value

$$p = P[T((\mathbf{x}_1, y_1), (\mathbf{x}_2, y_2), \dots, (\mathbf{x}_n, y_n)) \geq t] = P[F_{p-q, n-p} \geq t],$$

We reject the hypothesis if $p < \alpha$, for some small α , say 0.05.

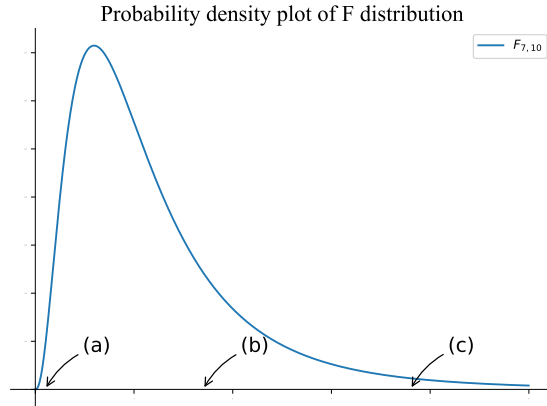


Figure 4.2: An example of F -distribution.

Figure 4.2 shows an example of F -distribution. At point (b), the submodel ($\beta_2 = 0$) seems reasonable and the p -value is larger than 0.05 such that we cannot reject the hypothesis. At point (c), the submodel is not reasonable and the p -value is smaller than 0.05 such that we reject the hypothesis. At point (a), things are too good and the data may be preprocessed.

F-test in practice In computer programs, we often decompose $\mathbf{X} = \mathbf{Q}\mathbf{R}$ and $\mathbf{X}_1 = \mathbf{Q}_1\mathbf{R}_1$ by **reduced** QR decomposition (see Theorem 1.5, p. 24). Thus $RSS(\hat{\beta}) = \mathbf{y}^\top(\mathbf{I} - \mathbf{H})\mathbf{y} = \mathbf{y}^\top\mathbf{y} - (\mathbf{y}^\top\mathbf{Q})(\mathbf{Q}^\top\mathbf{y})$ and $RSS(\hat{\beta}_1) - RSS(\hat{\beta}) = \|\hat{\mathbf{y}} - \hat{\mathbf{y}}_1\|^2 = \mathbf{y}^\top(\mathbf{H} - \mathbf{H}_1)\mathbf{y} = (\mathbf{y}^\top\mathbf{Q})(\mathbf{Q}^\top\mathbf{y}) - (\mathbf{y}^\top\mathbf{Q}_1)(\mathbf{Q}_1^\top\mathbf{y})$, which are the differences of two inner products.

Algorithm 1 Variable Selection Procedure

Require: Full column rank matrix $\mathbf{X} \in \mathbb{R}^{n \times p}$;

- 1: **for** $i = 1$ to p **do**
 - 2: \mathbf{X}_2 is the i -th column of \mathbf{X} , \mathbf{X}_1 is the rest;
 - 3: Find the variable i_{max} having the largest p -value that is larger than the cutoff (e.g., 0.05);
 - 4: Remove i_{max} from \mathbf{X} ;
 - 5: **end for**
 - 6: Stop the procedure until all p -values are smaller than the cutoff.
-

4.3.2 Variable Selection Procedure

In the linear model, we are faced with a large number of possible variables, even though we suspect that a majority of the variables have no relationship to the output \mathbf{y} . One standard way to assess the confidence in this relationship is to set \mathbf{X}_1 to be one column of \mathbf{X} and \mathbf{X}_2 to be the rest which reports a p -value. And we conduct the variable selection procedure in Algorithm 1. In this procedure, we reduce a potentially large set of variables to a smaller set.

Best Linear Unbiased Estimator and Minimum Variance Unbiased Estimator

Contents

5.1	Best Linear Unbiased Estimator (BLUE)	80
5.2	Minimum Variance Unbiased (MVU) Estimator	81

5.1. Best Linear Unbiased Estimator (BLUE)

Under the moment assumption of the noise rather than the distribution of it, we now prove the OLS estimator has smaller covariance than any other unbiased estimator. Then by bias-variance decomposition, we can show the bias terms are all zero for any unbiased estimators. Therefore, the estimator that has the least covariance is the best estimator in terms of mean squared error.

Theorem 5.1 (Gauss-Markov) *Let $\mathbf{y} = \mathbf{X}\boldsymbol{\beta} + \boldsymbol{\epsilon}$. And assume that:*

- 1). $\mathbf{X} \in \mathbb{R}^{n \times p}$ is fixed and has full rank with $n \geq p$, i.e., rank is p so that $\mathbf{X}^\top \mathbf{X}$ is invertible;
- 2). $\mathbb{E}[\boldsymbol{\epsilon}|\mathbf{X}] = \mathbf{0}$;
- 3). $\text{Cov}[\boldsymbol{\epsilon}|\mathbf{X}] = \sigma^2 \mathbf{I}$, where \mathbf{I} is the $n \times n$ identity matrix and σ^2 is a positive constant.

Note here we do not apply the stronger assumption that the noises are iid from Gaussian distribution. Then, the OLS estimator $\hat{\boldsymbol{\beta}} = (\mathbf{X}^\top \mathbf{X})^{-1} \mathbf{X}^\top \mathbf{y}$ is the best linear unbiased estimator of $\boldsymbol{\beta}$, that is, for any linear unbiased estimator $\tilde{\boldsymbol{\beta}}$ of $\boldsymbol{\beta}$, it holds that

$$\text{Cov}[\tilde{\boldsymbol{\beta}}|\mathbf{X}] - \text{Cov}[\hat{\boldsymbol{\beta}}|\mathbf{X}] \geq \mathbf{0}.$$

Proof [of Theorem 5.1] Let $\tilde{\boldsymbol{\beta}}$ be any linear estimator which could be written as $\tilde{\boldsymbol{\beta}} = \mathbf{Q}\mathbf{y}$. In the case of OLS, we have $\mathbf{Q} = (\mathbf{X}^\top \mathbf{X})^{-1} \mathbf{X}^\top$. Using the unbiased assumption, we get

$$\begin{aligned} \boldsymbol{\beta} &= \mathbb{E}[\tilde{\boldsymbol{\beta}}|\mathbf{X}] = \mathbb{E}[\mathbf{Q}\mathbf{y}|\mathbf{X}] = \mathbb{E}[\mathbf{Q}\mathbf{X}\boldsymbol{\beta} + \mathbf{Q}\boldsymbol{\epsilon}|\mathbf{X}] \\ &= \mathbf{Q}\mathbf{X}\boldsymbol{\beta}, \end{aligned}$$

which yields $(\mathbf{Q}\mathbf{X} - \mathbf{I})\boldsymbol{\beta} = \mathbf{0}$. We conclude that the null space of $(\mathbf{Q}\mathbf{X} - \mathbf{I})$ is the entire \mathbb{R}^p and so $\mathbf{Q}\mathbf{X} = \mathbf{I}$. The variance is then

$$\begin{aligned} \text{Cov}[\mathbf{Q}\mathbf{y}|\mathbf{X}] &= \mathbf{Q}\text{Cov}[\mathbf{y}|\mathbf{X}]\mathbf{Q}^\top = \mathbf{Q}\text{Cov}[\boldsymbol{\epsilon}|\mathbf{X}]\mathbf{Q}^\top \\ &= \mathbf{Q}(\sigma^2 \mathbf{I})\mathbf{Q}, \end{aligned}$$

where the first equality is from the fact of covariance under linear transformation by $\text{Cov}[\mathbf{Q}\mathbf{y}] = \mathbf{Q}\text{Cov}[\mathbf{y}]\mathbf{Q}^\top$. Then, it follows that

$$\begin{aligned} &\text{Cov}[\tilde{\boldsymbol{\beta}}|\mathbf{X}] - \text{Cov}[\hat{\boldsymbol{\beta}}|\mathbf{X}] \\ &= \mathbf{Q}(\sigma^2 \mathbf{I})\mathbf{Q} - \sigma^2 (\mathbf{X}^\top \mathbf{X})^{-1} \\ &= \sigma^2 \left[\mathbf{Q}\mathbf{Q}^\top - \mathbf{Q}\mathbf{X}(\mathbf{X}^\top \mathbf{X})^{-1} \mathbf{X}^\top \mathbf{Q}^\top \right] \quad (\mathbf{Q}\mathbf{X} = \mathbf{I}) \\ &= \sigma^2 \mathbf{Q}(\mathbf{I} - \mathbf{H})\mathbf{Q}^\top \\ &= \sigma^2 \mathbf{Q}(\mathbf{I} - \mathbf{H})(\mathbf{I} - \mathbf{H})^\top \mathbf{Q}^\top \\ &\geq \mathbf{0} \end{aligned}$$

The last equation is from that both \mathbf{H} and $\mathbf{I} - \mathbf{H}$ are idempotent. This completes the proof. ■

The above lemma shows that the OLS estimator achieves the smallest variance compared to other linear estimators. By bias-variance decomposition (the following lemma), we show that the mean squared error between the estimator of β and the true parameter β is a sum of a bias term and a variance term. Therefore, the OLS estimator achieves the best linear estimator in the sense of mean squared error.

Lemma 5.2 (Bias-Variance Decomposition) *For any estimator $\bar{\beta}$ of β , the mean squared error of the estimator have the decomposition*

$$\begin{aligned} MSE(\bar{\beta}, \beta) &= \|E[\bar{\beta}] - \beta\|^2 + E[\|\bar{\beta} - E(\bar{\beta})\|^2] \\ &= \|bias(\bar{\beta}, \beta)\|^2 + \sum_{i=1}^p \text{Var}[\bar{\beta}_i]. \end{aligned}$$

That is, a sum of a bias term and a variance term.

Proof [of Lemma 5.2] Write out the mean squared error

$$\begin{aligned} MSE(\bar{\beta}, \beta) &= E[\|\bar{\beta} - \beta\|^2] \\ &= E[\|\bar{\beta} - E(\bar{\beta}) + E(\bar{\beta}) - \beta\|^2] \\ &= E\left[(\bar{\beta} - E(\bar{\beta}) + E(\bar{\beta}) - \beta)^\top (\bar{\beta} - E(\bar{\beta}) + E(\bar{\beta}) - \beta)\right] \\ &= \|E[\bar{\beta}] - \beta\|^2 + E[\|\bar{\beta} - E(\bar{\beta})\|^2] + 2E\left[(\bar{\beta} - E(\bar{\beta}))^\top (\bar{\beta} - E(\bar{\beta}))\right] \\ &= \|E[\bar{\beta}] - \beta\|^2 + E[\|\bar{\beta} - E(\bar{\beta})\|^2] + 2(E[\bar{\beta}] - E[\bar{\beta}])^\top (E[\bar{\beta}] - E[\bar{\beta}]) \\ &= \|E[\bar{\beta}] - \beta\|^2 + E[\|\bar{\beta} - E(\bar{\beta})\|^2], \end{aligned}$$

which completes the proof. ■

Combining Gauss-Markov theorem and bias-variance decomposition, the theory thus states that if we can find other linear unbiased estimators, their variances must be at least as large as $\hat{\beta}$. The OLS estimator is the best linear unbiased estimator. But we have only proved that the OLS estimator is the best linear unbiased estimator “on hand”. Is there an imaginary or theoretical estimator that have less variance and is still unbiased?

5.2. Minimum Variance Unbiased (MVU) Estimator

From the Gauss-Markov theorem, we know that the OLS estimator is the best linear unbiased estimator that we could actually get. But we do not know how far it is from the theoretical limit of the unbiased estimator. In other words, what is the minimum variance we have for unbiased estimators and how close is the variance of OLS to the theoretical

limit? The question is answered by Cramér-Rao lower bound (CRLB). Note that for this part, we assume further that the noise is from the Gaussian distribution.

Theorem 5.3 (Cramér-Rao Lower Bound (CRLB)) *Let X_1, \dots, X_N be an iid sample from a regular parametric model $p(\cdot; \theta)$ (i.e., the model cannot switch between continuous and discrete depending on the value of θ), $\Theta \in \mathbb{R}$. Let $T : \mathcal{X}^N \rightarrow \Theta$ be an estimator of θ , for all N . Assume that:*

1. $\text{Var}(T) < \infty$, for all $\theta \in \Theta$;
2. $\frac{\partial}{\partial \theta} \left[\int_{\mathcal{X}^N} p_{X_1, \dots, X_N}(x_1, \dots, x_N; \theta) dx \right] = \int_{\mathcal{X}^N} \frac{\partial}{\partial \theta} p_{X_1, \dots, X_N}(x_1, \dots, x_N; \theta) dx$;
3. $\frac{\partial}{\partial \theta} \left[\int_{\mathcal{X}^N} T(x_1, \dots, x_N) p_{X_1, \dots, X_N}(x_1, \dots, x_N; \theta) dx \right] = \int_{\mathcal{X}^N} T(x_1, \dots, x_N) \frac{\partial}{\partial \theta} p_{X_1, \dots, X_N}(x_1, \dots, x_N; \theta) dx$.

If we denote bias of T by $b(\theta) = \mathbb{E}(T) - \theta$, then it holds that $b(\theta)$ is differentiable, and

$$\text{Var}(T) \geq \frac{(b'(\theta) + 1)^2}{N \cdot \mathbb{E} \left[\frac{\partial}{\partial \theta} \log p(X_1; \theta) \right]^2}.$$

That is, the variance has a lower bound.

The proof of the Cramér-Rao Lower Bound theorem can be found in [Panaretos \(2016\)](#) and we shall not repeat the details.

By repeating the realization of \mathbf{y} from \mathbf{X} for N times with the same parameters, we find the variance of the OLS estimator attains the bound of CRLB for β . We state the conclusion in the following theorem.

Theorem 5.4 (Minimum Variance Unbiased (MVU) Estimator) *Let $\mathbf{y} = \mathbf{X}\beta + \epsilon$ where $\epsilon \sim \mathcal{N}(\mathbf{0}, \sigma^2 \mathbf{I})$. And assume $\mathbf{X} \in \mathbb{R}^{n \times p}$ is fixed and has full rank with $n \geq p$, i.e., rank is p so that $\mathbf{X}^\top \mathbf{X}$ is invertible. Then, the OLS estimator $\hat{\beta} = (\mathbf{X}^\top \mathbf{X})^{-1} \mathbf{X}^\top \mathbf{y}$ attains the bound of CRLB for β .*

Proof [of Theorem 5.4] For simplicity, we only prove the 1-dimensional case. Interesting readers can mimic the process to find the proof for high-dimensional CRLB. Again, from Equation (2.1) (p. 50), the likelihood of this model under β, σ^2 is

$$\begin{aligned} p(\mathbf{y}|\mathbf{X}, \beta) &= \mathcal{N}(\mathbf{X}\beta, \sigma^2 \mathbf{I}) \\ &= \frac{1}{(2\pi\sigma^2)^{n/2}} \exp \left(-\frac{1}{2\sigma^2} (\mathbf{y} - \mathbf{X}\beta)^\top (\mathbf{y} - \mathbf{X}\beta) \right), \\ \log p(\mathbf{y}|\mathbf{X}, \beta) &= -\frac{n}{2} \log(2\pi\sigma^2) - \frac{1}{2\sigma^2} (\mathbf{y}^\top \mathbf{y} - 2\mathbf{y}^\top \mathbf{X}\beta + \beta^\top \mathbf{X}^\top \mathbf{X}\beta), \\ \frac{\partial \log p(\mathbf{y}|\mathbf{X}, \beta)}{\partial \beta} &= \frac{1}{\sigma^2} (\mathbf{X}^\top \mathbf{y} - \mathbf{X}^\top \mathbf{X}\beta). \end{aligned}$$

For one dimensional inputs, we have

$$\begin{aligned}\frac{\partial \log p(\mathbf{y}|\mathbf{x}, \beta)}{\partial \beta} &= \frac{1}{\sigma^2}(\mathbf{x}^\top \mathbf{y} - \mathbf{x}^\top \mathbf{x} \beta), \\ \left[\frac{\partial \log p(\mathbf{y}|\mathbf{x}, \beta)}{\partial \beta} \right]^2 &= \frac{1}{\sigma^2}(\mathbf{x}^\top \mathbf{y} \mathbf{y}^\top \mathbf{x} - 2\beta \mathbf{y}^\top \mathbf{x} \mathbf{x}^\top \mathbf{x} + \beta^2 \mathbf{x}^\top \mathbf{x} \mathbf{x}^\top \mathbf{x}), \\ \mathbb{E} \left[\frac{\partial \log p(\mathbf{y}|\mathbf{x}, \beta)}{\partial \beta} \right]^2 &= \frac{\mathbf{x}^\top \mathbf{x}}{\sigma^2},\end{aligned}$$

where the last equation is from the fact that

$$\text{Cov}[\mathbf{y}, \mathbf{y}] = \sigma^2 \mathbf{I} = \mathbb{E}[\mathbf{y} \mathbf{y}^\top] - \beta^2 \mathbf{x} \mathbf{x}^\top.$$

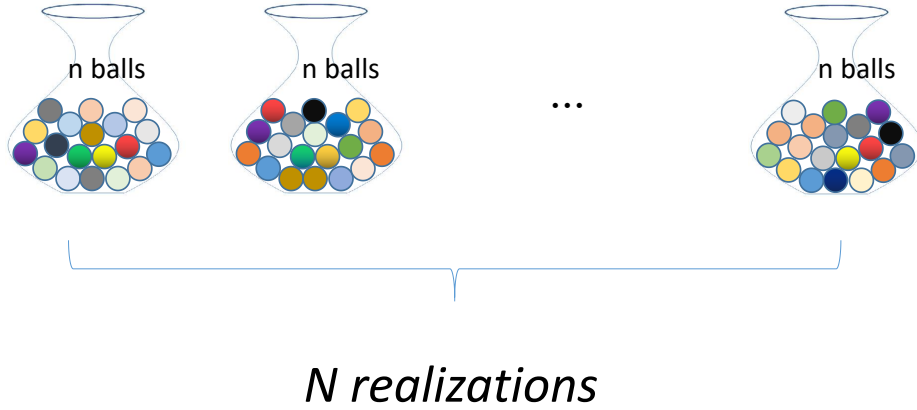


Figure 5.1: Color n balls in a bottle and repeat the procedure N times. For each ball, we use different algorithms to decide the color of the ball, e.g., the weight of the ball.

Suppose now we have N realizations of \mathbf{y}_i from the same and fixed input matrix \mathbf{X} :

$$\mathbf{y}_i = g(\mathbf{X}) + \epsilon_i, \quad \forall i \in \{1, 2, \dots, N\}.$$

Note the difference between N and n . For n , it means we have n fixed samples of \mathbf{x}_j on hand (i.e., $\mathbf{X} \in \mathbb{R}^{n \times p}$). For N , we use the same fixed n samples to realize N different outputs \mathbf{y}_i (since we assume Gaussian noise disturbance which gives rises to the likelihood). In another word, for 1-dimensional case, we have N such \mathbf{y}_i 's, and each $\mathbf{y}_i \in \mathbb{R}^n$, $\forall i \in \{1, 2, \dots, N\}$. The situation can be described by coloring n balls in a bottle. For each ball, we use different algorithms to decide the color of the ball, e.g., the weight of the ball. Now for the same n balls, we repeat the coloring procedure for N times, each result will be in a bottle as shown in Figure 5.1.

So the $\text{Var}[\hat{\beta}] \geq \frac{\sigma^2}{N(\mathbf{x}^\top \mathbf{x})}$ as the bias term $b'(\beta) = 0$ for an unbiased estimator. And since we have proved in Lemma 3.2 (p. 55), $\text{Var}[\hat{\beta}_i] = \frac{\sigma^2}{(\mathbf{x}^\top \mathbf{x})}$. Then, repeating N times results in

$\text{Var}[\hat{\boldsymbol{\beta}}] = \frac{\sigma^2}{N(\mathbf{x}^\top \mathbf{x})}$. This completes the proof. ■

It follows that, at least for a large sample size N , the OLS estimator of $\boldsymbol{\beta}$ attains a performance which is equal to theoretical optimal. This explains why the method of OLS is so central to linear model estimation.

6

Generalized Linear Model (GLM)

Contents

6.1	Generalized Linear Model (GLM)	86
6.2	Orthogonal Projection in Generalized Linear Model	86
6.3	Equivalence between OLS and Generalized Least Squares (GLS)	89

6.1. Generalized Linear Model (GLM)

We will briefly introduce the generalized linear model (GLM) in this section. In Section 8.1 (p. 106), we will discuss the Bayesian approach for linear models (Broemeling, 2017). There is also a Bayesian perspective on the GLM topic (Dey et al., 2000). However, we will not cover this context here for simplicity.

Previously we assume that $\mathbf{y} = \mathbf{X}\boldsymbol{\beta} + \boldsymbol{\epsilon}$ where $\boldsymbol{\epsilon} \sim \mathcal{N}(\mathbf{0}, \sigma^2 \mathbf{I})$ and $\mathbf{X} \in \mathbb{R}^{n \times p}$ is fixed and has full rank with $n \geq p$, i.e., rank is p :

$$\mathbf{y} \sim \mathcal{N}(\mathbf{X}\boldsymbol{\beta}, \sigma^2 \mathbf{I}). \quad (6.1)$$

Suppose now the covariance matrix of the noise vector $\boldsymbol{\epsilon}$ is not diagonal:

$$\boldsymbol{\epsilon} \sim \mathcal{N}(\mathbf{0}, \sigma^2 \boldsymbol{\Sigma}),$$

where $\boldsymbol{\Sigma}$ is known and positive definite. It can be easily verified that $\mathbf{y} \sim \mathcal{N}(\mathbf{X}\boldsymbol{\beta}, \sigma^2 \boldsymbol{\Sigma})$. And we can decompose $\boldsymbol{\Sigma}$ into symmetric square roots $\boldsymbol{\Sigma} = \boldsymbol{\Sigma}^{1/2} \boldsymbol{\Sigma}^{1/2}$. Let $\mathbf{z} = \boldsymbol{\Sigma}^{-1/2} \mathbf{y}$, we have

$$\mathbb{E}[\mathbf{z}] = \boldsymbol{\Sigma}^{-1/2} \mathbf{X}\boldsymbol{\beta}; \quad \text{Cov}[\mathbf{z}] = \sigma^2 \mathbf{I}.$$

That is,

$$\mathbf{z} \sim \mathcal{N}(\boldsymbol{\Sigma}^{-1/2} \mathbf{X}\boldsymbol{\beta}, \sigma^2 \mathbf{I}). \quad (6.2)$$

Compare the forms of Equation (6.1) and Equation (6.2), we can then use the maximum likelihood estimator for the linear model and ordinary least squares on \mathbf{z} by projecting onto the column space of $\mathbf{A} = \boldsymbol{\Sigma}^{-1/2} \mathbf{X}$ and get the estimator for $\boldsymbol{\beta}$. For example, following Lemma 2.1 (p. 51) the maximum likelihood estimators of $\boldsymbol{\beta}$ and σ^2 are

$$\begin{aligned} \hat{\boldsymbol{\beta}} &= (\mathbf{A}^\top \mathbf{A})^{-1} \mathbf{A}^\top \mathbf{z} = (\mathbf{X}^\top \boldsymbol{\Sigma}^{-1} \mathbf{X})^{-1} \mathbf{X}^\top \boldsymbol{\Sigma}^{-1} \mathbf{y} \\ \hat{\sigma}^2 &= \frac{1}{n} (\mathbf{z} - \mathbf{A}\hat{\boldsymbol{\beta}})^\top (\mathbf{z} - \mathbf{A}\hat{\boldsymbol{\beta}}) = \frac{1}{n} (\mathbf{y} - \mathbf{X}\hat{\boldsymbol{\beta}})^\top \boldsymbol{\Sigma}^{-1} (\mathbf{y} - \mathbf{X}\hat{\boldsymbol{\beta}}). \end{aligned}$$

Similarly, other estimators in Table 3.1 (p. 63) can be obtained accordingly.

6.2. Orthogonal Projection in Generalized Linear Model

We previously show that the orthogonal projection matrix

$$\mathbf{H} = \mathbf{X}(\mathbf{X}^\top \mathbf{X})^{-1} \mathbf{X}^\top, \quad (\text{project onto } \mathcal{V} = \mathcal{C}(\mathbf{X}))$$

is an orthogonal projection onto the subspace $\mathcal{V} = \mathcal{C}(\mathbf{X})$. And now, we also notice that

$$\begin{aligned} \mathbf{H}_\Sigma &= \mathbf{A}(\mathbf{A}^\top \mathbf{A})^{-1} \mathbf{A}^\top \\ &= \boldsymbol{\Sigma}^{-1/2} \underbrace{\mathbf{X}(\mathbf{X}^\top \boldsymbol{\Sigma}^{-1} \mathbf{X})^{-1} \mathbf{X}^\top \boldsymbol{\Sigma}^{-1}}_{\mathbf{H}_2}, \quad (\text{project onto } \mathcal{V}_\Sigma = \mathcal{C}(\boldsymbol{\Sigma}^{-1/2} \mathbf{X})) \\ &= \boldsymbol{\Sigma}^{-1/2} \mathbf{H}_2 \end{aligned}$$

is the orthogonal projection onto the subspace $\mathcal{V}_\Sigma = \mathcal{C}(\boldsymbol{\Sigma}^{-1/2} \mathbf{X})$. This implies

$$\mathbf{H}_2 = \mathbf{X}(\mathbf{X}^\top \boldsymbol{\Sigma}^{-1} \mathbf{X})^{-1} \mathbf{X}^\top \boldsymbol{\Sigma}^{-1}, \quad (\text{project onto } \mathcal{V} = \mathcal{C}(\mathbf{X}))$$

is also an orthogonal projection onto the subspace $\mathcal{V} = \mathcal{C}(\mathbf{X})$.

Before showing the property of orthogonal projection in the generalized linear model, we need to clarify a term on symmetry. We know that a matrix \mathbf{A} is symmetric if $\mathbf{A} = \mathbf{A}^\top$. However, in terms of inner product, we have the following definition on symmetry.

Definition 6.1 (Symmetric in terms of Inner Product) A matrix $\mathbf{A} \in \mathbb{R}^{n \times n}$ is called symmetric if for all $\mathbf{x}, \mathbf{y} \in \mathbb{R}^n$, such that $\langle \mathbf{x}, \mathbf{A}\mathbf{y} \rangle = \langle \mathbf{A}\mathbf{x}, \mathbf{y} \rangle$.

- 1). For inner product $\langle \mathbf{x}, \mathbf{y} \rangle = \mathbf{x}^\top \mathbf{y}$, symmetric \mathbf{A} means $\mathbf{A} = \mathbf{A}^\top$.
- 2). For inner product $\langle \mathbf{x}, \mathbf{y} \rangle_{\mathbf{Z}} = \mathbf{x}^\top \mathbf{Z} \mathbf{y}$, where \mathbf{Z} is positive definite. Symmetric \mathbf{A} means $\mathbf{x}^\top \mathbf{Z} \mathbf{A} \mathbf{y} = \mathbf{x}^\top \mathbf{A}^\top \mathbf{Z} \mathbf{y}$. In this case, we have the **generalized norm** $\|\mathbf{x}\|_{\mathbf{Z}}^2 = \langle \mathbf{x}, \mathbf{x} \rangle_{\mathbf{Z}}$.

Having this definition of symmetry in terms of inner product, we can extend the orthogonal projection into an orthogonal projection in terms of inner product, i.e., an orthogonal projection is a projection that is symmetric in terms of inner product. Or just **generalized orthogonal projection**. Then, we can check that $\mathbf{H}_2 = \mathbf{X}(\mathbf{X}^\top \mathbf{\Sigma}^{-1} \mathbf{X})^{-1} \mathbf{X}^\top \mathbf{\Sigma}^{-1}$ is symmetric in terms of $\langle \mathbf{x}, \mathbf{y} \rangle_{\mathbf{\Sigma}^{-1}}$ such that

$$\mathbf{x}^\top \mathbf{\Sigma}^{-1} \mathbf{H}_2 \mathbf{y} = \mathbf{x}^\top \mathbf{H}_2^\top \mathbf{\Sigma}^{-1} \mathbf{y},$$

for all $\mathbf{x}, \mathbf{y} \in \mathbb{R}^n$.

Lemma 6.1 (Generalized Orthogonal Projection in GLM) Let $\mathbf{y} = \mathbf{X}\boldsymbol{\beta} + \boldsymbol{\epsilon}$ with $\boldsymbol{\epsilon} \sim \mathcal{N}(0, \sigma^2 \mathbf{\Sigma})$, where $\mathbf{\Sigma}$ is fixed and positive definite. And assume $\mathbf{X} \in \mathbb{R}^{n \times p}$ is fixed and has full rank with $n \geq p$, i.e., rank is p . Then

$$\mathbf{H}_2 = \mathbf{X}(\mathbf{X}^\top \mathbf{\Sigma}^{-1} \mathbf{X})^{-1} \mathbf{X}^\top \mathbf{\Sigma}^{-1}$$

is an orthogonal projection that projects onto the column space of \mathbf{X} .

Proof [of Lemma 6.1] We prove \mathbf{H}_2 is an orthogonal projection by showing that it is idempotent, symmetric, and it projects onto the column space of \mathbf{X} . We can see that,

$$\mathbf{H}_2^2 = \mathbf{X}(\mathbf{X}^\top \mathbf{\Sigma}^{-1} \mathbf{X})^{-1} \mathbf{X}^\top \mathbf{\Sigma}^{-1} \mathbf{X}(\mathbf{X}^\top \mathbf{\Sigma}^{-1} \mathbf{X})^{-1} \mathbf{X}^\top \mathbf{\Sigma}^{-1} = \mathbf{H}_2,$$

and

$$\begin{aligned} \langle \mathbf{x}, \mathbf{H}_2 \mathbf{y} \rangle_{\mathbf{\Sigma}^{-1}} &= \mathbf{x}^\top \mathbf{\Sigma}^{-1} \mathbf{H}_2 \mathbf{y} \\ &= \mathbf{x}^\top \mathbf{\Sigma}^{-1} \left(\mathbf{X}(\mathbf{X}^\top \mathbf{\Sigma}^{-1} \mathbf{X})^{-1} \mathbf{X}^\top \mathbf{\Sigma}^{-1} \right) \mathbf{y} \\ &= \mathbf{x}^\top \mathbf{H}_2^\top \mathbf{\Sigma}^{-1} \mathbf{y} \\ &= \langle \mathbf{H}_2 \mathbf{x}, \mathbf{y} \rangle_{\mathbf{\Sigma}^{-1}}. \end{aligned}$$

Since $\mathbf{H}_2 = \mathbf{X}(\mathbf{X}^\top \boldsymbol{\Sigma}^{-1} \mathbf{X})^{-1} \mathbf{X}^\top \boldsymbol{\Sigma}^{-1} = \mathbf{X} \mathbf{C}$, the columns of \mathbf{H}_2 are combinations of the columns of \mathbf{X} , thus $\mathcal{C}(\mathbf{H}_2) \subseteq \mathcal{C}(\mathbf{X})$. By Lemma 1.19 (p. 39), we have

$$\begin{aligned} \text{rank}(\mathbf{H}_2) &= \text{trace}(\mathbf{H}_2) = \text{trace}(\mathbf{X}(\mathbf{X}^\top \boldsymbol{\Sigma}^{-1} \mathbf{X})^{-1} \mathbf{X}^\top \boldsymbol{\Sigma}^{-1}) \\ &= \text{trace}((\mathbf{X}^\top \boldsymbol{\Sigma}^{-1} \mathbf{X})^{-1} \mathbf{X}^\top \boldsymbol{\Sigma}^{-1} \mathbf{X}) = \text{trace}(\mathbf{I}_p) \\ &= p. \end{aligned}$$

where the third equality is from the fact that the trace of a product is invariant under cyclical permutations of the factors: $\text{trace}(\mathbf{ABC}) = \text{trace}(\mathbf{BCA}) = \text{trace}(\mathbf{CAB})$. Thus, the rank of \mathbf{H}_2 equals the rank of \mathbf{X} such that $\mathcal{C}(\mathbf{H}_2) = \mathcal{C}(\mathbf{X})$. \blacksquare

And the minimal distance in orthogonal projection Lemma 1.21 (p. 41) can be extended to the generalized norm version.

Lemma 6.2 (Minimal Distance in Generalized Orthogonal Projection) *Let \mathcal{V} be a subspace of \mathbb{R}^n and \mathbf{H}_2 be an generalized orthogonal projection wrt $\boldsymbol{\Sigma}^{-1}$ onto \mathcal{V} . Then*

$$\|\mathbf{y} - \mathbf{H}_2 \mathbf{y}\|_{\boldsymbol{\Sigma}^{-1}}^2 \leq \|\mathbf{y} - \mathbf{v}\|_{\boldsymbol{\Sigma}^{-1}}^2, \quad \forall \mathbf{v} \in \mathcal{V}.$$

Proof [of Lemma 6.2] We find that $\boldsymbol{\Sigma}^{-1} \mathbf{H}_2$, $\mathbf{H}_2 \boldsymbol{\Sigma}$, and $\boldsymbol{\Sigma}^{-1/2} \mathbf{H}_2 \boldsymbol{\Sigma}^{1/2}$ are all symmetric (wrt the first inner product in Definition 6.1, i.e., the traditional symmetry). So that they all have spectral decompositions. By trial and error, the right way is to decompose

$$\boldsymbol{\Sigma}^{-1/2} \mathbf{H}_2 \boldsymbol{\Sigma}^{1/2} = \boldsymbol{\Sigma}^{-1/2} \mathbf{X}(\mathbf{X}^\top \boldsymbol{\Sigma}^{-1} \mathbf{X})^{-1} \mathbf{X}^\top \boldsymbol{\Sigma}^{-1/2} = \mathbf{Q} \boldsymbol{\Lambda} \mathbf{Q}^\top,$$

where $\mathbf{Q} = [\mathbf{q}_1, \mathbf{q}_2, \dots, \mathbf{q}_n]$ is the column partition of \mathbf{Q} and $\boldsymbol{\Lambda} = \text{diag}(\lambda_1, \lambda_2, \dots, \lambda_n)$. Let $\dim(\mathcal{V}) = r$. We notice that $\boldsymbol{\Sigma}^{-1/2} \mathbf{H}_2 \boldsymbol{\Sigma}^{1/2}$ is symmetric idempotent such that the only possible eigenvalues of it are 1 and 0 by Lemma 1.15 (p. 37). Without loss of generality, let $\lambda_1 = \lambda_2 = \dots = \lambda_r = 1$ and $\lambda_{r+1} = \lambda_{r+2} = \dots = \lambda_n = 0$. Then

- $\{\mathbf{q}_1, \mathbf{q}_2, \dots, \mathbf{q}_n\}$ is an orthonormal basis of \mathbb{R}^n ;
- $\{\mathbf{q}_1, \mathbf{q}_2, \dots, \mathbf{q}_r\}$ is an orthonormal basis of $\boldsymbol{\Sigma}^{-1/2} \mathcal{V}$ which is the subspace \mathcal{V} rotated by $\boldsymbol{\Sigma}^{-1/2}$. So for any vector $\mathbf{v} \in \mathcal{V}$, let $\mathbf{a} = \boldsymbol{\Sigma}^{-1/2} \mathbf{v}$, we have $\mathbf{a}^\top \mathbf{q}_i = 0$ for $i \in \{r+1, r+2, \dots, n\}$. Again, let $\mathbf{z} = \boldsymbol{\Sigma}^{-1/2} \mathbf{y}$, we have,

$$\begin{aligned} \|\mathbf{y} - \mathbf{H}_2 \mathbf{y}\|_{\boldsymbol{\Sigma}^{-1}}^2 &= \|\mathbf{Q}^\top \boldsymbol{\Sigma}^{-1/2} \mathbf{y} - \mathbf{Q}^\top \boldsymbol{\Sigma}^{-1/2} \mathbf{H}_2 \mathbf{y}\|^2 \\ &= \|\mathbf{Q}^\top \boldsymbol{\Sigma}^{-1/2} \mathbf{y} - \mathbf{Q}^\top \mathbf{Q} \boldsymbol{\Lambda} \mathbf{Q}^\top \boldsymbol{\Sigma}^{-1/2} \mathbf{y}\|^2 \\ &= \|\mathbf{Q}^\top \mathbf{z} - \boldsymbol{\Lambda} \mathbf{Q}^\top \mathbf{z}\|^2 \\ &= \sum_{i=1}^r (z^\top \mathbf{q}_i - \lambda_i z^\top \mathbf{q}_i)^2 = 0 + \sum_{i=r+1}^n (z^\top \mathbf{q}_i)^2 \\ &\leq \sum_{i=1}^r (z^\top \mathbf{q}_i - \mathbf{a}^\top \mathbf{q}_i)^2 + \sum_{i=r+1}^n (z^\top \mathbf{q}_i)^2 = \|\mathbf{Q}^\top \mathbf{z} - \mathbf{Q}^\top \mathbf{a}\|^2 \\ &= \|\mathbf{z} - \mathbf{a}\|^2 = \|\boldsymbol{\Sigma}^{-1/2} \mathbf{y} - \boldsymbol{\Sigma}^{-1/2} \mathbf{v}\|^2 = \|\mathbf{y} - \mathbf{v}\|_{\boldsymbol{\Sigma}^{-1}}^2, \end{aligned}$$

which completes the proof. ■

This orthogonal projection from the generalized linear model is also known as **generalized least squares (GLS)** as it mimicks the projection in ordinary least squares. Previously, for any orthogonal projection matrix \mathbf{H} we have the Pythagoras theorem and orthogonal property in ordinary least squares (i.e., inner product by $\langle \mathbf{x}, \mathbf{y} \rangle = \mathbf{x}^\top \mathbf{y}$):

$$\begin{aligned} \|\mathbf{y}\|^2 &= \|\mathbf{H}\mathbf{y}\|^2 + \|(\mathbf{I} - \mathbf{H})\mathbf{y}\|^2 \\ \mathbf{0} &= (\mathbf{H}\mathbf{y})^\top ((\mathbf{I} - \mathbf{H})\mathbf{y}). \end{aligned}$$

In generalized orthogonal projection, we have

$$\begin{aligned} \|\mathbf{y}\|_{\Sigma^{-1}}^2 &= \|\mathbf{H}_2\mathbf{y}\|_{\Sigma^{-1}}^2 + \|(\mathbf{I} - \mathbf{H}_2)\mathbf{y}\|_{\Sigma^{-1}}^2 \\ \mathbf{y}^\top \Sigma^{-1} \mathbf{y} &= \mathbf{y}^\top (\mathbf{H}_2^\top \Sigma^{-1} \mathbf{H}_2) \mathbf{y} + \mathbf{y}^\top (\Sigma^{-1} - \mathbf{H}_2^\top \Sigma^{-1} \mathbf{H}_2) \mathbf{y}, \end{aligned}$$

and

$$\begin{aligned} \mathbf{0} &= \langle \mathbf{H}_2\mathbf{y}, (\mathbf{I} - \mathbf{H}_2)\mathbf{y} \rangle_{\Sigma^{-1}} \\ &= (\mathbf{H}_2\mathbf{y})^\top \Sigma^{-1} ((\mathbf{I} - \mathbf{H}_2)\mathbf{y}). \end{aligned}$$

Weighted least squares (WLS) the weighted least squares is a special GLS by setting Σ to be a diagonal matrix. When the diagonal matrix is the identity matrix, it recovers to the OLS.

6.3. Equivalence between OLS and Generalized Least Squares (GLS)

In Lemma 1.21 (p. 41), we prove that for any orthogonal projection \mathbf{H} , $\|\mathbf{y} - \mathbf{H}\mathbf{y}\|^2 \leq \|\mathbf{y} - \mathbf{v}\|^2$, $\forall \mathbf{v} \in \mathcal{V} = \mathcal{C}(\mathbf{X})$. In generalized least squares, we have for any generalized orthogonal projection \mathbf{H}_2 , $\|\mathbf{y} - \mathbf{H}_2\mathbf{y}\|_{\Sigma^{-1}}^2 \leq \|\mathbf{y} - \mathbf{v}\|_{\Sigma^{-1}}^2$, $\forall \mathbf{v} \in \mathcal{V} = \mathcal{C}(\mathbf{X})$ with positive definite Σ . In general, the two estimators are different. We prove here, in some circumstances, that the two estimators are equivalent.

Theorem 6.3 (Equivalence between OLS and GLS) *The ordinary least squares estimator $\hat{\beta} = (\mathbf{X}^\top \mathbf{X})^{-1} \mathbf{X}^\top \mathbf{y}$ is equivalent to the GLS estimator $\bar{\beta} = (\mathbf{X}^\top \Sigma^{-1} \mathbf{X})^{-1} \mathbf{X}^\top \Sigma^{-1} \mathbf{y}$ if and only if*

$$\mathcal{C}(\Sigma^{-1} \mathbf{X}) = \mathcal{C}(\mathbf{X}),$$

where Σ is positive definite.

Proof [of Theorem 6.3] Suppose $\hat{\beta} = \bar{\beta}$. Then for all $\mathbf{y} \in \mathbb{R}^n$, we must have

$$(\mathbf{X}^\top \mathbf{X})^{-1} \mathbf{X}^\top \mathbf{y} = (\mathbf{X}^\top \Sigma^{-1} \mathbf{X})^{-1} \mathbf{X}^\top \Sigma^{-1} \mathbf{y},$$

which implies

$$(\mathbf{X}^\top \mathbf{X})^{-1} \mathbf{X}^\top = (\mathbf{X}^\top \Sigma^{-1} \mathbf{X})^{-1} \mathbf{X}^\top \Sigma^{-1}.$$

By taking transpose, we have

$$\mathbf{X}(\mathbf{X}^\top \mathbf{X})^{-1} = \boldsymbol{\Sigma}^{-1} \mathbf{X}(\mathbf{X}^\top \boldsymbol{\Sigma}^{-1} \mathbf{X})^{-1}.$$

Since $(\mathbf{X}^\top \mathbf{X})^{-1}$ and $(\mathbf{X}^\top \boldsymbol{\Sigma}^{-1} \mathbf{X})^{-1}$ are nonsingular and only transform from one basis to another, $\mathcal{C}(\boldsymbol{\Sigma}^{-1} \mathbf{X}) = \mathcal{C}(\mathbf{X})$.

For the reverse, suppose $\mathcal{C}(\boldsymbol{\Sigma}^{-1} \mathbf{X}) = \mathcal{C}(\mathbf{X})$, there must be a matrix \mathbf{A} such that $\boldsymbol{\Sigma}^{-1} \mathbf{X} = \mathbf{X} \mathbf{A}$ (columns of $\boldsymbol{\Sigma}^{-1} \mathbf{X}$ are combinations of columns of \mathbf{X} , and the combinations are given by \mathbf{A}). That is $\mathbf{X} = \boldsymbol{\Sigma} \mathbf{X} \mathbf{A}$. Then

$$\begin{aligned} (\mathbf{X}^\top \boldsymbol{\Sigma}^{-1} \mathbf{X})^{-1} \mathbf{X}^\top \boldsymbol{\Sigma}^{-1} \mathbf{y} &= ((\boldsymbol{\Sigma} \mathbf{X} \mathbf{A})^\top \boldsymbol{\Sigma}^{-1} \mathbf{X})^{-1} (\boldsymbol{\Sigma} \mathbf{X} \mathbf{A})^\top \boldsymbol{\Sigma}^{-1} \mathbf{y} \\ &= (\mathbf{A}^\top \mathbf{X}^\top \boldsymbol{\Sigma} \boldsymbol{\Sigma}^{-1} \mathbf{X})^{-1} \mathbf{A}^\top \mathbf{X}^\top \boldsymbol{\Sigma} \boldsymbol{\Sigma}^{-1} \mathbf{y} \\ &= (\mathbf{X}^\top \mathbf{X})^{-1} \mathbf{X}^\top \mathbf{y}, \end{aligned}$$

which completes the proof. ■

Large-Sample Properties in Least Squares Estimator*

Contents

7.1	Convergence Results*	92
7.1.1	Convergence*	92
7.1.2	Asymptotic Theory*	94
7.2	Assumptions Restated*	99
7.3	Asymptotics for the LS Estimator*	99
7.3.1	Consistency*	99
7.3.2	Asymptotic Normality under Noise Moment Assumption*	101
7.3.3	Asymptotic Normality under Higher Moment Assumption*	103

7.1. Convergence Results*

We introduce basic convergence results and asymptotic theories in this section. A detailed discussion and proof on this topic can be found in [Cameron and Trivedi \(2005\)](#); [Panaretos \(2016\)](#); [Shao \(2003\)](#); [Hansen \(2007\)](#); [Yu \(2021\)](#); [Gut \(2009\)](#); [Wooldridge \(2010\)](#); [Hayashi \(2011\)](#); [Bickel and Doksum \(2015\)](#).

7.1.1 Convergence*

We first define the convergence in distribution as follows:

Definition 7.1 (Convergence in Distribution) Let $\{F_n\}_{n \geq 1}$ be a sequence of distribution functions and G be a distribution function on \mathbb{R} . That is, the distribution function

$$F_n(x) = \mathbb{P}[X_n \leq x],$$

and

$$G(x) = \mathbb{P}[X \leq x],$$

We say that F_n converges in distribution to G , and write $F_n \xrightarrow{d} G$ (or $X_n \xrightarrow{d} X$) if and only if

$$F_n(x) \xrightarrow{n \rightarrow \infty} G(x),$$

for all x that are continuity points of G .

Definition 7.2 (Convergence in Probability) A sequence of random variables $\{X_n\}$ is said to converge in probability to random variable Y as $n \rightarrow \infty$, denoted as $X_n \xrightarrow{p} Y$, if for any $\epsilon > 0$,

$$\mathbb{P}[|X_n - Y| > \epsilon] \xrightarrow{n \rightarrow \infty} 0.$$

The convergence in probability tells more than the convergence in distribution from the definitions above. There are several other convergence concepts in probability theory such as convergence in r -mean, convergence almost surely. However, we will not cover these concepts here.

Example 7.1.1 Let $\{X_n\}$ be a sequence of random variables with

$$X_n = (-1)^n X, \quad \mathbb{P}[X = -1] = \mathbb{P}[X = 1] = \frac{1}{2}.$$

Then $X_n \xrightarrow{d} X$, but $X_n \not\xrightarrow{p} X$. □

Lemma 7.1 Let $\{X_n\}$ be a sequence of random variables, then

$$i). X_n \xrightarrow{p} X \implies X_n \xrightarrow{d} X$$

$$ii). X_n \xrightarrow{d} c \implies X_n \xrightarrow{p} c, \quad c \in \mathbb{R}.$$

Proof [of Lemma 7.1] For i). Let x be any continuity point of F_X and $\epsilon > 0$. Then

$$\begin{aligned}\mathbb{P}[X_n \leq x] &= \mathbb{P}[X_n \leq x, |X_n - X| \leq \epsilon] + \mathbb{P}[X_n \leq x, |X_n - X| > \epsilon] \\ &= \mathbb{P}[X_n \leq x, X_n - \epsilon \leq X \leq X_n + \epsilon] + \mathbb{P}[X_n \leq x, |X_n - X| > \epsilon] \\ &\leq \mathbb{P}[X \leq x + \epsilon] + \mathbb{P}[|X_n - X| > \epsilon],\end{aligned}\tag{7.1}$$

where the inequality comes from the fact that $\{X \leq x + \epsilon\}$ contains $\{X_n \leq x, X_n - \epsilon \leq X \leq X_n + \epsilon\}$. Moreover,

$$\begin{aligned}\mathbb{P}[X \leq x - \epsilon] &= \mathbb{P}[X \leq x - \epsilon, |X_n - X| \leq \epsilon] + \mathbb{P}[X \leq x - \epsilon, |X_n - X| > \epsilon] \\ &= \mathbb{P}[X \leq x - \epsilon, X - \epsilon \leq X_n \leq X + \epsilon] + \mathbb{P}[X \leq x - \epsilon, |X_n - X| > \epsilon] \\ &\leq \mathbb{P}[X_n \leq x] + \mathbb{P}[|X_n - X| > \epsilon],\end{aligned}$$

where the inequality comes from the fact that $\{X_n \leq x\}$ contains $\{X \leq x - \epsilon, X - \epsilon \leq X_n \leq X + \epsilon\}$. This implies

$$\mathbb{P}[X \leq x - \epsilon] - \mathbb{P}[|X_n - X| > \epsilon] \leq \mathbb{P}[X_n \leq x].\tag{7.2}$$

Combine Inequality (7.1) and Inequality (7.2), we have

$$\mathbb{P}[X \leq x - \epsilon] - \mathbb{P}[|X_n - X| > \epsilon] \leq \mathbb{P}[X_n \leq x] \leq \mathbb{P}[X \leq x + \epsilon] + \mathbb{P}[|X_n - X| > \epsilon].$$

Since we assume $\mathbb{P}[|X_n - X| > \epsilon] \xrightarrow{n \rightarrow \infty} 0$. Then, when $n \rightarrow \infty$, we have

$$\mathbb{P}[X \leq x - \epsilon] \leq \mathbb{P}[X_n \leq x] \leq \mathbb{P}[X \leq x + \epsilon],$$

which yields i).

For ii). we have

$$\begin{aligned}\mathbb{P}[|X_n - c| > \epsilon] &= \mathbb{P}[X_n - c > \epsilon] + \mathbb{P}[X_n - c < -\epsilon] \\ &= \mathbb{P}[X_n > c + \epsilon] + \mathbb{P}[X_n < c - \epsilon] \\ &= 1 - \mathbb{P}[X_n \leq c + \epsilon] + \mathbb{P}[X_n < c - \epsilon] \\ &\leq 1 - \mathbb{P}[X_n \leq c + \epsilon] + \mathbb{P}[X_n \leq c - \epsilon] \\ &\xrightarrow{n \rightarrow \infty} 1 - F(c + \epsilon) + F(c - \epsilon).\end{aligned}$$

Since $X_n \xrightarrow{d} c$, we have $F(c + \epsilon) = 1$ and $F(c - \epsilon) = 0$ as $c > c + \epsilon$ and $c - \epsilon < c$. Therefore,

$$\mathbb{P}[|X_n - c| > \epsilon] \xrightarrow{n \rightarrow \infty} 0,$$

which completes the proof. ■

Definition 7.3 (Joint Convergence) Let $\{\mathbf{X}_n\}$ be a sequence of random vectors of \mathbb{R}^p , and \mathbf{X} be a random vector of \mathbb{R}^p . Define the distribution function

$$F_{\mathbf{X}_n}(\mathbf{x}) = \mathbb{P}[\mathbf{X}_{n1} \leq \mathbf{x}_1, \mathbf{X}_{n2} \leq \mathbf{x}_2, \dots, \mathbf{X}_{np} \leq \mathbf{x}_p],$$

and

$$F_{\mathbf{X}}(\mathbf{x}) = \mathbb{P}[\mathbf{X}_1 \leq \mathbf{x}_1, \mathbf{X}_2 \leq \mathbf{x}_2, \dots, \mathbf{X}_p \leq \mathbf{x}_p],$$

for $\mathbf{x} = [\mathbf{x}_1, \mathbf{x}_2, \dots, \mathbf{x}_p]^\top \in \mathbb{R}^p$. Then we say \mathbf{X}_n converges in distribution to \mathbf{X} as $n \rightarrow \infty$ if for every continuity point of $F_{\mathbf{X}}$ we have

$$F_{\mathbf{X}_n} \xrightarrow{n \rightarrow \infty} F_{\mathbf{X}}(\mathbf{x}).$$

And denoted as $\mathbf{X}_n \xrightarrow{d} \mathbf{X}$.

When an estimator converges in probability to the true value as the sample size diverges, we say that the estimator is consistent. In mathematical language, we have the following definition.

Definition 7.4 (Consistency) An estimator $\hat{\theta}_n$ of θ constructed on the basis of a sample of size n is said to be consistent if $\hat{\theta}_n \xrightarrow{p} \theta$ as $n \rightarrow \infty$.

This is a good property for an estimator to possess. When the sample size is large enough, the estimator will be arbitrarily close to the true value with high probability. Moreover, the concentration of an estimator around the true parameter can always be bounded using the mean squared error.

Lemma 7.2 Let $\hat{\theta}$ be an estimator of $\theta \in \mathbb{R}^p$ such that $\text{Var}[\hat{\theta}_i] < \infty, \forall i \in \{1, 2, \dots, p\}$. Then for all $\epsilon > 0$,

$$\mathbb{P}[\|\hat{\theta} - \theta\| \geq \epsilon] \leq \frac{\text{MSE}(\hat{\theta}, \theta)}{\epsilon^2}.$$

Proof [of Lemma 7.2] Let $X = \|\hat{\theta} - \theta\|^2$. Since $\epsilon > 0$, Markov's inequality (see Appendix D.2, p. 195) yields

$$\mathbb{P}[\|\hat{\theta} - \theta\| \geq \epsilon] = \mathbb{P}[X \geq \epsilon^2] \leq \frac{\mathbb{E}[X]}{\epsilon^2} = \frac{\mathbb{E}[\|\hat{\theta} - \theta\|^2]}{\epsilon^2} = \frac{\text{MSE}(\hat{\theta}, \theta)}{\epsilon^2}.$$

This completes the proof. ■

Both biased and unbiased estimators can be consistent (an example can be found in Theorem 7.16, p. 100). From the mean squared error point of view, both biased and unbiased estimators can make the MSE approach zero when the sample size is large enough.

Remark 7.3 Notice that convergence of the MSE to zero implies consistency, while the converse is not true in general.

7.1.2 Asymptotic Theory*

Five tools and their extensions are particularly helpful in asymptotic theory. They are the weak law of large numbers (WLLN), the central limit theorem (CLT), the continuous mapping theorem (CMT), Slutsky's theorem, and the Delta method.

Theorem 7.4 (L^2 Weak Law of Large Numbers (WLLN2)) Let X_1, X_2, \dots, X_n be iid random variables such that $E[X_i] = \mu < \infty$ and $\text{Var}[X_i] = \sigma^2 < \infty$. Let $\bar{X}_n = \frac{1}{n} \sum_{i=1}^n X_i$. Then as $n \rightarrow \infty$,

$$\bar{X}_n \xrightarrow{p} \mu.$$

Remark 7.5 (L^1 Weak Law of Large Numbers (WLLN1)) Actually, the same conclusion can be drawn under weaker assumptions. Let X_1, X_2, \dots, X_n be iid random variables such that $E[X_i] = \mu < \infty$. It suffices to assume that $E[|X_i|] < \infty$ rather than $\text{Var}[X_i] < \infty$. Then as $n \rightarrow \infty$,

$$\bar{X}_n \xrightarrow{p} \mu.$$

Similarly, this result can be extended to multi-dimensional case. Let $\mathbf{X}_1, \mathbf{X}_2, \dots, \mathbf{X}_n$ be iid random **vectors** such that $E[\mathbf{X}_i] = \boldsymbol{\mu} < \infty$ and $E[||\mathbf{X}_i||] < \infty$. Let $\bar{\mathbf{X}}_n = \frac{1}{n} \sum_{i=1}^n \mathbf{X}_i$. Then as $n \rightarrow \infty$

$$\bar{\mathbf{X}}_n \xrightarrow{p} \boldsymbol{\mu}.$$

The key observation in WLLN is that the scale by $\frac{1}{n}$ makes the variance equal to σ^2/n such that it converges to zero and thus the mean converges to μ (or $\boldsymbol{\mu}$ in the multi-dimensional case).

Theorem 7.6 (Central Limit Theorem (CLT)) Let X_1, X_2, \dots, X_n be iid random variables such that $E[X_i] = \mu < \infty$ and $\text{Var}[X_i] = \sigma^2 < \infty$. Let $\bar{X}_n = \frac{1}{n} \sum_{i=1}^n X_i$. Then

$$\sqrt{n}(\bar{X}_n - \mu) \xrightarrow{d} \mathcal{N}(0, \sigma^2).$$

Similarly, this result can be extended to multi-dimensional case. Let $\mathbf{X}_1, \mathbf{X}_2, \dots, \mathbf{X}_n$ be iid random **vectors** such that $E[\mathbf{X}_i] = \boldsymbol{\mu} < \infty$ and $\text{Var}[\mathbf{X}_i] = \boldsymbol{\Sigma}$. Let $\bar{\mathbf{X}}_n = \frac{1}{n} \sum_{i=1}^n \mathbf{X}_i$. Then as $n \rightarrow \infty$,

$$\sqrt{n}(\bar{\mathbf{X}}_n - \boldsymbol{\mu}) \xrightarrow{d} \mathcal{N}(\mathbf{0}, \boldsymbol{\Sigma}).$$

The CLT is stronger than the WLLN2 as $\sqrt{n}(\bar{X}_n - \mu) \xrightarrow{d} \mathcal{N}(0, \sigma^2)$ implies $\bar{X}_n \xrightarrow{p} \mu$ (since $\bar{X}_n \xrightarrow{d} \mathcal{N}(\mu, \frac{1}{n}\sigma^2)$ in CLT). However, $\bar{X}_n \xrightarrow{p} \mu$ does not provide any information about $\sqrt{n}\bar{X}_n$.

Apart from the common CLT, the following theorem is a more general version of the central limit theorem that will be often useful.

Theorem 7.7 (Weighted Sum Central Limit Theorem (WCLT)) Let $\{X_n\}$ be a sequence of iid real random variables such that $E[X_i] = 0$ and $\text{Var}[X_i] = 1$. Let $\{\eta_n\}$

be a sequence of real constants. If

$$\sup_{1 \leq i \leq n} \frac{\eta_i^2}{\sum_{j=1}^n \eta_j^2} \xrightarrow{n \rightarrow \infty} 0,$$

then

$$\frac{1}{\sqrt{\sum_{i=1}^n \eta_i^2}} \sum_{i=1}^n \eta_i X_i \xrightarrow{d} \mathcal{N}(0, 1).$$

Theorem 7.8 (Continuous Mapping Theorem (CMT)) *Given a sequence of random variables $\{X_n\}$. If X is a random variable such that $\mathbb{P}[X \in \mathcal{A}] = 1$ and $g : \mathbb{R} \rightarrow \mathbb{R}$ is continuous everywhere on \mathcal{A} , then*

$$\begin{aligned} X_n \xrightarrow{d} X &\implies g(X_n) \xrightarrow{d} g(X); \\ X_n \xrightarrow{p} X &\implies g(X_n) \xrightarrow{p} g(X). \end{aligned}$$

Similarly, the result can be extended to multi-dimensional case. Given a sequence of random vectors $\{\mathbf{X}_n\}$. If \mathbf{X} is a random vector such that $\mathbb{P}[\mathbf{X} \in \mathcal{A}] = 1$ and $g : \mathbb{R}^p \rightarrow \mathbb{R}^k$ is continuous everywhere on \mathcal{A} , then

$$\begin{aligned} \mathbf{X}_n \xrightarrow{d} \mathbf{X} &\implies g(\mathbf{X}_n) \xrightarrow{d} g(\mathbf{X}); \\ \mathbf{X}_n \xrightarrow{p} \mathbf{X} &\implies g(\mathbf{X}_n) \xrightarrow{p} g(\mathbf{X}). \end{aligned}$$

The CMT was proved by [Mann and Wald \(1943\)](#) and is sometimes referred to as the *Mann-Wald Theorem*. Note that the CMT allows the function g to be discontinuous but the probability of being at a discontinuity point is zero. For example, the function $g(u) = \frac{1}{u}$ is discontinuous at $u = 0$. But if $X_n \xrightarrow{d} X \sim \mathcal{N}(0, 1)$, then $\mathbb{P}[X = 0] = 0$ so $X_n^{-1} \xrightarrow{d} X^{-1}$.

Theorem 7.9 (Slutsky's Theorem) *Let X be a random variable and $c \in \mathbb{R}$ be a constant. Suppose $X_n \xrightarrow{d} X$ and $Y_n \xrightarrow{d} c$ (i.e., $Y_n \xrightarrow{p} c$). Then it follows that*

$$\begin{aligned} X_n + Y_n &\xrightarrow{d} X + c \\ X_n Y_n &\xrightarrow{d} cX \\ Y_n^{-1} X_n &\xrightarrow{d} c^{-1} X, \end{aligned}$$

when $c \neq 0$, as $n \rightarrow \infty$. (Note here, X_n, Y_n, X, c can be understood as vectors or matrices as long as the operations are compatible.)

Remark 7.10 Note that one cannot replace the constant c with a non-degenerate random variable (or random vector, matrix) in Slutsky's Theorem. For example, take $X_n = -Z + n^{-1}$ and $Y_n = Z - n^{-1}$, for $Z \sim \mathcal{N}(0, 1)$. Then $X_n \xrightarrow{d} Z$ (since $-Z \sim \mathcal{N}(0, 1)$), $Y_n \xrightarrow{p} Z$. But for all n , we have $X_n + Y_n = 0$ and thus $X_n + Y_n$ fails to converge in distribution to $2Z$.

An important application of Slutsky's Theorem is as follows:

Example 7.1.2 Suppose $\mathbf{X}_n \xrightarrow{d} \mathcal{N}(\mathbf{0}, \Sigma)$, and $\mathbf{Y}_n \xrightarrow{p} \Sigma$. Then $\mathbf{Y}_n^{-1/2} \mathbf{X}_n \xrightarrow{d} \Sigma^{-1/2} \mathcal{N}(\mathbf{0}, \Sigma) = \mathcal{N}(\mathbf{0}, \mathbf{I})$.

Theorem 7.11 (General Version of Slutsky's Theorem) Let X be a random variable and $c \in \mathbb{R}$ be a constant. Suppose $X_n \xrightarrow{d} X$ and $Y_n \xrightarrow{d} c$ (i.e., $Y_n \xrightarrow{p} c$). Let further that $g : \mathbb{R} \times \mathbb{R} \rightarrow \mathbb{R}$ be a continuous function. Then, it follows that

$$g(X_n, Y_n) \xrightarrow{d} g(X, c)$$

as $n \rightarrow \infty$. (Note here, X_n, Y_n, X, c can be understood as vectors or matrices as long as the operations are compatible.)

The Delta method is a direct result of Slutsky's theorem and CMP and allows us to transform CLT.

Theorem 7.12 (The Delta Method) Let $Z_n = a_n(X_n - \theta) \xrightarrow{d} Z$ where $a_n, \theta \in \mathbb{R}$ for all n and $a_n \uparrow \infty$. Let $g : \mathbb{R} \rightarrow \mathbb{R}$ be differentiable at θ . Then $a_n(g(X_n) - g(\theta)) \xrightarrow{d} g'(\theta)Z$, provided that $g'(\theta) \neq 0$.

Then a_n in the above theorem is usually constructed to be \sqrt{n} such that $\sqrt{n} \uparrow \infty$ as $n \rightarrow \infty$. The Delta method implies that asymptotically, the randomness in a transformation of X_n is completely controlled by that in X_n .

Theorem 7.13 (The Delta Method - Multidimensional Case) Let $\mathbf{Z}_n = a_n(\mathbf{X}_n - \boldsymbol{\theta}) \xrightarrow{d} \mathbf{Z}$ where $a_n \in \mathbb{R}, \boldsymbol{\theta} \in \mathbb{R}^d$ for all n and $a_n \uparrow \infty$. Let $g : \mathbb{R}^d \rightarrow \mathbb{R}^p$ be continuously differentiable at $\boldsymbol{\theta}$. Then

$$a_n(g(\mathbf{X}_n) - g(\boldsymbol{\theta})) \xrightarrow{d} J_g(\boldsymbol{\theta})\mathbf{Z},$$

where $J_g(\boldsymbol{\theta})$ is the $p \times d$ Jacobian matrix of g ,

$$J_g(\boldsymbol{\theta}) = \begin{bmatrix} \frac{\partial}{\partial x_1} g_1(\boldsymbol{\theta}) & \frac{\partial}{\partial x_2} g_1(\boldsymbol{\theta}) & \cdots & \frac{\partial}{\partial x_d} g_1(\boldsymbol{\theta}) \\ \frac{\partial}{\partial x_1} g_2(\boldsymbol{\theta}) & \frac{\partial}{\partial x_2} g_2(\boldsymbol{\theta}) & \cdots & \frac{\partial}{\partial x_d} g_2(\boldsymbol{\theta}) \\ \vdots & \vdots & \ddots & \vdots \\ \frac{\partial}{\partial x_1} g_p(\boldsymbol{\theta}) & \frac{\partial}{\partial x_2} g_p(\boldsymbol{\theta}) & \cdots & \frac{\partial}{\partial x_d} g_p(\boldsymbol{\theta}) \end{bmatrix}.$$

Proof [of Theorem 7.13] By Taylor's expansion (Appendix D.3, p. 197) around $\boldsymbol{\theta}$, we have

$$g(\mathbf{X}_n) = g(\boldsymbol{\theta}) + J_g(\boldsymbol{\theta}_n^*)(\mathbf{X}_n - \boldsymbol{\theta}),$$

where $\boldsymbol{\theta}_n^*$ lies between \mathbf{X}_n and $\boldsymbol{\theta}$ such that

$$|\boldsymbol{\theta}_n^* - \boldsymbol{\theta}| < |\mathbf{X}_n - \boldsymbol{\theta}| = |a_n^{-1}| \cdot |a_n(\mathbf{X}_n - \boldsymbol{\theta})| = |a_n^{-1}| \cdot |\mathbf{Z}_n| \xrightarrow{p} \mathbf{0},$$

where the convergence is from the Slutsky's theorem. Therefore, we have $\boldsymbol{\theta}_n^* \xrightarrow{p} \boldsymbol{\theta}$. By applying CMT, we have $J_g(\boldsymbol{\theta}_n^*) \xrightarrow{p} J_g(\boldsymbol{\theta})$. Therefore,

$$\begin{aligned} \mathbf{Z}_n &= a_n(g(\mathbf{X}_n) - g(\boldsymbol{\theta})) = a_n J_g(\boldsymbol{\theta}_n^*)(\mathbf{X}_n - \boldsymbol{\theta}) \\ &= J_g(\boldsymbol{\theta}_n^*) a_n(\mathbf{X}_n - \boldsymbol{\theta}) \xrightarrow{d} J_g(\boldsymbol{\theta}) \mathbf{Z}, \end{aligned}$$

where the convergence is from the Slutsky's theorem. ■

Example 7.1.3 Suppose X_1, X_2, \dots, X_n are iid samples with mean μ and variance $\sigma^2 < \infty$. Let $\bar{X}_n = \frac{1}{n} \sum_{i=1}^n X_i$. By CLT, we have

$$\sqrt{n}(\bar{X}_n - \mu) \xrightarrow{d} \mathcal{N}(0, \sigma^2).$$

Given a continuously differentiable function $g(\cdot)$, the Delta method implies that

$$\sqrt{n}(g(\bar{X}_n) - g(\mu)) \xrightarrow{d} \mathcal{N}(0, \sigma^2 (g'(\mu))^2).$$

Suppose further that $\{Y_n\}$ is a sequence of random variables such that $Y_n \xrightarrow{p} \sigma$. Then, by Slutsky's theorem, we obtain

$$\sqrt{n} \left(\frac{g(\bar{X}_n) - g(\mu)}{Y_n} \right) \xrightarrow{d} \mathcal{N}(0, (g'(\mu))^2).$$

□

Apart from the five basic weapons, the following Cramér-Wold Device is also very useful.

Theorem 7.14 (Cramér-Wold Device) *Let $\{\mathbf{X}_n\}$ be a sequence of random vectors in \mathbb{R}^d , and \mathbf{X} be a random vector in \mathbb{R}^d . Then*

$$\mathbf{X}_n \xrightarrow{d} \mathbf{X} \quad \text{if and only if} \quad \mathbf{u}^\top \mathbf{X}_n \xrightarrow{d} \mathbf{u}^\top \mathbf{X}, \forall \mathbf{u} \in \mathbb{R}^d.$$

7.2. Assumptions Restated*

For the asymptotic results of least squares estimators for large samples, we restate the assumptions as follows:

OLS.0 (random sampling): (y_i, \mathbf{x}_i) , $i = 1, 2, \dots, n$ are iid.

OLS.1 (full rank): $\text{rank}(\mathbf{X}) = p$.

OLS.1.2 $\text{rank}(\mathbb{E}[\mathbf{x}\mathbf{x}^\top]) = p$.

OLS.2 (first moment): $\mathbb{E}[y|\mathbf{x}] = \mathbf{x}^\top \boldsymbol{\beta}$, i.e., $y = \mathbf{x}^\top \boldsymbol{\beta} + \epsilon$ and $\mathbb{E}[\epsilon|\mathbf{x}] = 0$.

OLS.2.2 $y = \mathbf{x}^\top \boldsymbol{\beta} + \epsilon$ with $\mathbb{E}[\epsilon\mathbf{x}] = \mathbf{0}$.

OLS.3 (second moment): $\mathbb{E}[\epsilon_i^2] < \infty$, where ϵ_i is the noise associated to input \mathbf{x}_i

OLS.3.2 (homoskedasticity): $\mathbb{E}[\epsilon_i^2|\mathbf{x}_i] = \sigma^2$.

OLS.4 (normality): $p(\epsilon|\mathbf{x}) \sim \mathcal{N}(0, \sigma^2)$.

Assumption OLS.2 is equivalent to $y = \mathbf{x}^\top \boldsymbol{\beta} + \epsilon$ (linear in parameters) plus $\mathbb{E}[\epsilon|\mathbf{x}] = 0$ (zero conditional mean). Assumption OLS.2 is stronger than Assumption OLS2.2. Assumption OLS.3.2 is stronger than Assumption OLS.3 since OLS3.2 implies the independence between ϵ_i and \mathbf{x}_i . The linear model under Assumption OLS.3.2 is called the **homoskedastic linear regression model**. In most of our discussions in the previous sections, we assume OLS.0, OLS.1, OLS.2, OLS.3.2, OLS.4. That is

$$\begin{aligned} y &= \mathbf{x}^\top \boldsymbol{\beta} + \epsilon, \\ \mathbb{E}[\epsilon|\mathbf{x}] &= 0, \\ \mathbb{E}[\epsilon^2|\mathbf{x}] &= \sigma^2, \\ p(\epsilon|\mathbf{x}) &\sim \mathcal{N}(0, \sigma^2) \end{aligned}$$

However, if $\mathbb{E}[\epsilon^2|\mathbf{x}] = \sigma^2(\mathbf{x})$, i.e., the noise variance depends on \mathbf{x} , we say ϵ is **heteroskedastic**.

7.3. Asymptotics for the LS Estimator*

7.3.1 Consistency*

Theorem 7.15 (Consistency of LS Estimator) Let $\{\mathbf{X}_m\}$ be a sequence of $n \times p$ design matrices, and $\{\boldsymbol{\epsilon}_m\}$ be a sequence of $n \times 1$ vectors. For each element, let $\mathbf{y}_m = \mathbf{X}_m \boldsymbol{\beta} + \boldsymbol{\epsilon}_m$, and the OLS estimator is obtained by $\hat{\boldsymbol{\beta}}_m = (\mathbf{X}_m^\top \mathbf{X}_m)^{-1} \mathbf{X}_m^\top \mathbf{y}_m$. If under the following assumptions:

- i). OLS.0 (random sampling): (y_i, \mathbf{x}_i) , $i = 1, 2, \dots, n$ are iid.
- ii). OLS.1.2 (full rank): $\text{rank}(\mathbb{E}[\mathbf{x}\mathbf{x}^\top]) = p$.
- iii). OLS.2.2 $y = \mathbf{x}^\top \boldsymbol{\beta} + \epsilon$ with $\mathbb{E}[\epsilon \mathbf{x}] = \mathbf{0}$.
- iv). OLS.3 (second moment): $\mathbb{E}[\epsilon_i^2] < \infty$, where ϵ_i is the noise associated to input \mathbf{x}_i .

Then the least squares estimator satisfies $\hat{\boldsymbol{\beta}}_m \xrightarrow{p} \boldsymbol{\beta}$, i.e., $\hat{\boldsymbol{\beta}}_m$ is consistent.

We notice that the assumption OLS2.2 and OLS.3 here are loose conditions compared to what we used in the previous sections to get the estimator $\hat{\boldsymbol{\beta}}$. A stronger assumption by OLS.2 and OLS.3.2 can get the same result.

Proof [of Theorem 7.15] Express the OLS estimator by

$$\begin{aligned} \hat{\boldsymbol{\beta}}_m &= (\mathbf{X}_m^\top \mathbf{X}_m)^{-1} \mathbf{X}_m^\top \mathbf{y}_m = (\mathbf{X}_m^\top \mathbf{X}_m)^{-1} \mathbf{X}_m^\top (\mathbf{X}_m \boldsymbol{\beta} + \boldsymbol{\epsilon}_m) \\ &= \boldsymbol{\beta} + (\mathbf{X}_m^\top \mathbf{X}_m)^{-1} \mathbf{X}_m^\top \boldsymbol{\epsilon}_m. \end{aligned}$$

Then it is sufficient to show the consistency by proving $(\mathbf{X}_m^\top \mathbf{X}_m)^{-1} \mathbf{X}_m^\top \boldsymbol{\epsilon}_m \xrightarrow{p} \mathbf{0}$.

For $\mathbf{X}_m^\top \mathbf{X}_m$, since \mathbf{x}_i 's are iid (OLS.0), $\mathbf{X}_m^\top \mathbf{X}_m = \frac{1}{n} \sum_{i=1}^n \mathbf{x}_i \mathbf{x}_i^\top \xrightarrow{p} \mathbb{E}[\mathbf{x}_i \mathbf{x}_i^\top]$ as $\mathbb{E}[\|\mathbf{x}_i\|^2] \leq \infty$ implied in OLS.1.2 and by applying WLLN1. This implies $(\mathbf{X}_m^\top \mathbf{X}_m)^{-1} \xrightarrow{p} \mathbb{E}[\mathbf{x}_i \mathbf{x}_i^\top]^{-1}$.

For $\mathbf{X}_m^\top \boldsymbol{\epsilon}_m$, similarly, since \mathbf{x}_i 's are iid (OLS.0), we have $\mathbf{X}_m^\top \boldsymbol{\epsilon}_m = \frac{1}{n} \sum_{i=1}^n \epsilon_i \mathbf{x}_i \xrightarrow{p} \mathbb{E}[\epsilon_i \mathbf{x}_i]$ by applying WLLN1 if we have $\mathbb{E}[\|\epsilon \mathbf{x}\|] < \infty$. To see why $\mathbb{E}[\|\epsilon \mathbf{x}\|] < \infty$, we have

$$\mathbb{E}[\|\epsilon \mathbf{x}\|] \leq \mathbb{E}[\|\mathbf{x}\|^2]^{1/2} \mathbb{E}[\epsilon^2]^{1/2} < \infty,$$

by Cauchy-Schwarz inequality (see Appendix D.2, p. 195), and which is finite by Assumption OLS1.2 and OLS.3. Then $(\mathbf{X}_m^\top \mathbf{X}_m)^{-1} \mathbf{X}_m^\top \boldsymbol{\epsilon}_m$ can be written out

$$\begin{aligned} (\mathbf{X}_m^\top \mathbf{X}_m)^{-1} \mathbf{X}_m^\top \boldsymbol{\epsilon}_m &= \left(\sum_{i=1}^n \mathbf{x}_i \mathbf{x}_i^\top \right)^{-1} \left(\frac{1}{n} \sum_{i=1}^n \epsilon_i \mathbf{x}_i \right) \\ &\xrightarrow{p} \mathbb{E}[\mathbf{x}_i \mathbf{x}_i^\top]^{-1} \mathbf{0} = \mathbf{0}, \end{aligned}$$

by applying Slutsky's theorem. ■

Theorem 7.16 (Consistency of Noise Estimators) Let $\{\mathbf{X}_m\}$ be a sequence of $n \times p$ design matrices, and $\{\boldsymbol{\epsilon}_m\}$ be a sequence of $n \times 1$ vectors. For each element, let

$\mathbf{y}_m = \mathbf{X}_m\boldsymbol{\beta} + \boldsymbol{\epsilon}_m$, and the maximum likelihood estimator of noise variance is obtained by

$$\hat{\sigma}_m^2 = \frac{1}{n} \mathbf{e}_m^\top \mathbf{e}_m = \frac{1}{n} (\mathbf{y}_m - \mathbf{X}_m \hat{\boldsymbol{\beta}}_m)^\top (\mathbf{y}_m - \mathbf{X}_m \hat{\boldsymbol{\beta}}_m), \quad (\text{Lemma 2.1, p. 51})$$

and the unbiased estimator

$$S_m^2 = \frac{1}{n-p} \mathbf{e}_m^\top \mathbf{e}_m = \frac{1}{n-p} (\mathbf{y}_m - \mathbf{X}_m \hat{\boldsymbol{\beta}}_m)^\top (\mathbf{y}_m - \mathbf{X}_m \hat{\boldsymbol{\beta}}_m). \quad (\text{Theorem 3.4, p. 60})$$

If under the same assumptions of Theorem 7.15 and

v). OLS.3.2 (homoskedasticity): $E[\epsilon_i^2 | \mathbf{x}_i] = \sigma^2$.

Then the noise variance estimators satisfy $\hat{\sigma}_m^2 \xrightarrow{p} \sigma^2$ and $S_m^2 \xrightarrow{p} \sigma^2$, i.e., $\hat{\sigma}_m^2$ and S_m^2 are consistent.

Proof [of Theorem 7.16] We realize that

$$\mathbf{e}_m = \mathbf{y}_m - \mathbf{X}_m \hat{\boldsymbol{\beta}}_m = (\boldsymbol{\epsilon}_m + \mathbf{X}_m \boldsymbol{\beta}) - \mathbf{X}_m \hat{\boldsymbol{\beta}}_m = \boldsymbol{\epsilon}_m + \mathbf{X}_m (\boldsymbol{\beta} - \hat{\boldsymbol{\beta}}_m).$$

Thus, it follows that

$$\begin{aligned} \hat{\sigma}_m^2 &= \frac{1}{n} \mathbf{e}_m^\top \mathbf{e}_m \\ &= \frac{1}{n} \left\{ \boldsymbol{\epsilon}_m^\top \boldsymbol{\epsilon}_m + 2 \boldsymbol{\epsilon}_m^\top \mathbf{X}_m (\boldsymbol{\beta} - \hat{\boldsymbol{\beta}}_m) + (\boldsymbol{\beta} - \hat{\boldsymbol{\beta}}_m)^\top \mathbf{X}_m^\top \mathbf{X}_m (\boldsymbol{\beta} - \hat{\boldsymbol{\beta}}_m) \right\} \\ &= \frac{1}{n} \sum_{i=1}^n \epsilon_i^2 + 2 \left(\frac{1}{n} \sum_{i=1}^n \epsilon_i \mathbf{x}_i^\top \right) (\boldsymbol{\beta} - \hat{\boldsymbol{\beta}}_m) + (\boldsymbol{\beta} - \hat{\boldsymbol{\beta}}_m)^\top \left(\frac{1}{n} \sum_{i=1}^n \mathbf{x}_i \mathbf{x}_i^\top \right) (\boldsymbol{\beta} - \hat{\boldsymbol{\beta}}_m) \\ &\xrightarrow{p} \sigma^2, \end{aligned}$$

by applying the WLLN1, Theorem 7.15, and the Slutsky's theorem.

For S_m^2 , it follows that

$$S_m^2 = \frac{n}{n-p} \hat{\sigma}_m^2 \xrightarrow{p} \sigma^2$$

by the Slutsky's theorem. ■

From the theorem above, we find two different estimators can be both consistent. That is, when sample size n is large enough, $\hat{\sigma}_m^2$ and S_m^2 will be close. We mentioned previously that both biased and unbiased estimators can be consistent. The theorem above actually shows that the biased estimator $\hat{\sigma}_m^2$ and the unbiased estimator S_m^2 are both consistent.

7.3.2 Asymptotic Normality under Noise Moment Assumption*

To study the approximate sampling distribution of OLS under the moment assumption, we impose the following additional assumption:

$$\text{Assumption OLS.5 } \max_{1 \leq i \leq n} \left\{ \mathbf{x}_i^\top (\mathbf{X}_m^\top \mathbf{X}_m)^{-1} \mathbf{x}_i \right\} \xrightarrow{n \rightarrow \infty} 0.$$

Under moment assumption, we only assume $E[\epsilon] = \mathbf{0}$ and $\text{Cov}[\epsilon] = \sigma^2 \mathbf{I}$ instead of $\epsilon \sim \mathcal{N}(\mathbf{0}, \sigma^2 \mathbf{I})$. We proved that the OLS estimator of β is unbiased such that $E[\hat{\beta}] = \beta$ and $E[e] = \mathbf{0}$ in Section 3.2 (p. 54) and the sampling distribution of $\hat{\beta}$ is $\hat{\beta} \sim \mathcal{N}(\beta, \sigma^2(\mathbf{X}^\top \mathbf{X})^{-1})$ in Lemma 3.2 (p. 55) if we assume further the noise is from Gaussian distribution: $\epsilon \sim \mathcal{N}(\mathbf{0}, \sigma^2 \mathbf{I})$. But what can we say about the sampling distribution of $\hat{\beta}$ when ϵ is not from Gaussian?

We prove that under specific conditions (OLS.5), we can approximate the sampling distribution of the least squares estimator under the moment assumption.

Lemma 7.17 (Large Sample Distribution of $\hat{\beta}_m$) *Let $\{\mathbf{X}_m\}$ be a sequence of $n \times p$ design matrices, and $\{\epsilon_m\}$ be a sequence of $n \times 1$ vectors. For each element, let $\mathbf{y}_m = \mathbf{X}_m \beta + \epsilon_m$. If*

- i). OLS.0 (random sampling): (y_i, \mathbf{x}_i) , $i = 1, 2, \dots, n$ are iid.*
- ii). OLS.1.2: \mathbf{X}_m has full rank p for all $m \geq 1$.*
- iii). OLS.2 and OLS.3, Moment assumption: $E[\epsilon_m] = \mathbf{0}$ and $\text{Cov}[\epsilon_m] = \sigma^2 \mathbf{I}_m$ for all $n \geq 1$. That is, for each i -th element ϵ_{mi} , we have $E[\epsilon_{mi}] = 0$ and $\text{Var}[\epsilon_{mi}] = \sigma^2$.*
- iv). OLS.5: $\max_{1 \leq i \leq n} \{\mathbf{x}_i^\top (\mathbf{X}_m^\top \mathbf{X}_m)^{-1} \mathbf{x}_i\} \xrightarrow{n \rightarrow \infty} 0$.*

Then the least squares estimator $\hat{\beta}_m = (\mathbf{X}_m^\top \mathbf{X}_m)^{-1} \mathbf{X}_m^\top \mathbf{y}_m$ satisfies

$$(\mathbf{X}_m^\top \mathbf{X}_m)^{1/2} (\hat{\beta}_m - \beta) \xrightarrow{d} \mathcal{N}_p(\mathbf{0}, \sigma^2 \mathbf{I}_p),$$

where \mathbf{I}_p is a $p \times p$ identity matrix.

Proof [of Lemma 7.17] Recall that $\hat{\beta}_m = (\mathbf{X}_m^\top \mathbf{X}_m)^{-1} \mathbf{X}_m^\top (\mathbf{X}_m \beta + \epsilon_m)$. Then $(\mathbf{X}_m^\top \mathbf{X}_m)^{1/2} (\hat{\beta}_m - \beta) = (\mathbf{X}_m^\top \mathbf{X}_m)^{-1/2} \mathbf{X}_m^\top \epsilon_m$. Let \mathbf{u} be a unit vector and $\boldsymbol{\eta}_m \in \mathbb{R}^n$ such that

$$\begin{aligned} \boldsymbol{\eta}_m &= [\eta_{m1}, \eta_{m2}, \dots, \eta_{mn}]^\top \\ &= [\mathbf{u}^\top (\mathbf{X}_m^\top \mathbf{X}_m)^{-1/2} \mathbf{x}_1, \dots, \mathbf{u}^\top (\mathbf{X}_m^\top \mathbf{X}_m)^{-1/2} \mathbf{x}_m]^\top \\ &= \mathbf{X}_m (\mathbf{X}_m^\top \mathbf{X}_m)^{-1/2} \mathbf{u}, \end{aligned}$$

where \mathbf{x}_i 's are the i -th row of \mathbf{X}_m . Then

$$\boldsymbol{\eta}_m^\top \boldsymbol{\eta}_m = \mathbf{u}^\top (\mathbf{X}_m^\top \mathbf{X}_m)^{-1/2} (\mathbf{X}_m^\top \mathbf{X}_m) (\mathbf{X}_m^\top \mathbf{X}_m)^{-1/2} \mathbf{u} = 1.$$

And, by Schwarz matrix inequality (see Appendix D.2, p. 195) we have

$$\eta_{mi}^2 \leq \|\mathbf{u}\|^2 \|(\mathbf{X}_m^\top \mathbf{X}_m)^{-1/2} \mathbf{x}_i\|^2 = \mathbf{x}_i^\top (\mathbf{X}_m^\top \mathbf{X}_m)^{-1} \mathbf{x}_i.$$

Therefore,

$$\max_{1 \leq i \leq n} \frac{\eta_{mi}^2}{\sum_{j=1}^n \eta_{mj}^2} = \max_{1 \leq i \leq n} \frac{\eta_{mi}^2}{\boldsymbol{\eta}_m^\top \boldsymbol{\eta}_m} \leq \max_{1 \leq i \leq n} \mathbf{x}_i^\top (\mathbf{X}_m^\top \mathbf{X}_m)^{-1} \mathbf{x}_i \xrightarrow{n \rightarrow \infty} 0.$$

Thus, by weighted sum central limit theorem in Theorem 7.7 (p. 95),

$$\sum_{i=1}^n \eta_{mi} \epsilon_{mi} = \boldsymbol{\eta}_m^\top \boldsymbol{\epsilon}_m \xrightarrow{d} \mathcal{N}(0, \sigma^2).$$

That is

$$\mathbf{u}^\top (\mathbf{X}_m^\top \mathbf{X}_m)^{-1/2} \mathbf{X}_m^\top \boldsymbol{\epsilon}_m \xrightarrow{d} \mathcal{N}(0, \sigma^2)$$

Since we assume \mathbf{u} is a unit vector, then if $\mathbf{Y} \sim \mathcal{N}(\mathbf{0}, \sigma^2 \mathbf{I})$, we have $\mathbf{u}^\top \mathbf{Y} \sim \mathcal{N}(0, \sigma^2)$. By Cramér-Wold device (see Theorem 7.14, p. 99), this implies that

$$(\mathbf{X}_m^\top \mathbf{X}_m)^{-1/2} \mathbf{X}_m^\top \boldsymbol{\epsilon}_m \xrightarrow{d} \mathcal{N}(\mathbf{0}, \sigma^2 \mathbf{I}).$$

We complete the proof. ■

This convergence result can be interpreted as for n large enough, by the affine transformation of multivariate normal distribution, we have

$$\hat{\boldsymbol{\beta}}_m \xrightarrow{d} \mathcal{N}(\boldsymbol{\beta}, \sigma^2 (\mathbf{X}_m^\top \mathbf{X}_m)^{-1}).$$

And

$$\hat{\mathbf{y}}_m = \mathbf{X}_m \hat{\boldsymbol{\beta}}_m \xrightarrow{d} \mathcal{N}(\mathbf{X}_m \boldsymbol{\beta}, \sigma^2 \mathbf{X}_m (\mathbf{X}_m^\top \mathbf{X}_m)^{-1} \mathbf{X}_m^\top) = \mathcal{N}(\mathbf{X}_m \boldsymbol{\beta}, \sigma^2 \mathbf{H}_m).$$

7.3.3 Asymptotic Normality under Higher Moment Assumption*

To further study the approximate sampling distribution of OLS under the moment assumption, we impose the following additional assumption:

$$\text{Assumption OLS.6 } \mathbb{E}[\epsilon^4] < \infty \text{ and } \mathbb{E}[||\mathbf{x}||^4] < \infty.$$

Theorem 7.18 (Large Sample Distribution of $\hat{\boldsymbol{\beta}}_m$) *Let $\{\mathbf{X}_m\}$ be a sequence of $n \times p$ design matrices, and $\{\boldsymbol{\epsilon}_m\}$ be a sequence of $n \times 1$ vectors. For each element, let $\mathbf{y}_m = \mathbf{X}_m \boldsymbol{\beta} + \boldsymbol{\epsilon}_m$. If under the following assumptions:*

- i). OLS.0 (random sampling): (y_i, \mathbf{x}_i) , $i = 1, 2, \dots, n$ are iid.
- ii). OLS.1.2 (full rank): $\text{rank}(\mathbb{E}[\mathbf{x}\mathbf{x}^\top]) = p$.
- iii). OLS.2.2: $\mathbf{y} = \mathbf{x}^\top \boldsymbol{\beta} + \epsilon$ with $\mathbb{E}[\epsilon \mathbf{x}] = \mathbf{0}$.
- iv). OLS.3 (second moment): $\mathbb{E}[\epsilon_i^2] < \infty$, where ϵ_i is the noise associated to input \mathbf{x}_i .
- v). OLS.6 $\mathbb{E}[\epsilon^4] < \infty$ and $\mathbb{E}[||\mathbf{x}||^4] < \infty$.

Then the least squares estimator $\hat{\boldsymbol{\beta}}_m = (\mathbf{X}_m^\top \mathbf{X}_m)^{-1} \mathbf{X}_m^\top \mathbf{y}_m$ satisfies

$$\sqrt{n}(\hat{\boldsymbol{\beta}}_m - \boldsymbol{\beta}) \xrightarrow{d} \mathcal{N}(\mathbf{0}, \mathbf{V}),$$

where $\mathbf{V} = \mathbf{A}^{-1} \boldsymbol{\Omega} \mathbf{A}^{-1}$ with $\mathbf{A} = \mathbb{E}[\mathbf{x}\mathbf{x}^\top]$ and $\boldsymbol{\Omega} = \mathbb{E}[\epsilon^2 \mathbf{x}\mathbf{x}^\top]$.

Proof [of Theorem 7.18] From Theorem 7.15 (p. 99), we have

$$\sqrt{n}(\hat{\beta}_m - \beta) = \sqrt{n}(\mathbf{X}_m^\top \mathbf{X}_m)^{-1} \mathbf{X}_m^\top \boldsymbol{\epsilon}_m = \left(\frac{1}{n} \sum_{i=1}^n \mathbf{x}_i \mathbf{x}_i^\top \right)^{-1} \left(\frac{1}{\sqrt{n}} \sum_{i=1}^n \epsilon_i \mathbf{x}_i \right).$$

By applying Cauchy-Schwarz inequality, we have

$$\mathbb{E} \left[\|\mathbf{x}_i \mathbf{x}_i^\top \epsilon_i^2\| \right] \leq \mathbb{E} \left[\|\mathbf{x}_i \mathbf{x}_i^\top\|^2 \right]^{1/2} \mathbb{E} [\epsilon_i^4]^{1/2} \leq \mathbb{E} [\|\mathbf{x}_i\|^4]^{1/2} \mathbb{E} [\epsilon_i^4]^{1/2} < \infty,$$

where the second inequality is from the Schwarz matrix inequality (see Appendix D.2, p. 195), and the last inequality is from Assumption OLS.6. So by the CLT and OLS.2.2,

$$\frac{1}{\sqrt{n}} \sum_{i=1}^n \epsilon_i \mathbf{x}_i = \sqrt{n} \left(\frac{1}{n} \sum_{i=1}^n \epsilon_i \mathbf{x}_i - \mathbf{0} \right) \xrightarrow{d} \mathcal{N}(\mathbf{0}, \boldsymbol{\Omega}).$$

Again, we have $\frac{1}{n} \sum_{i=1}^n \mathbf{x}_i \mathbf{x}_i^\top \xrightarrow{p} \mathbf{A}$. Thus

$$\sqrt{n}(\hat{\beta}_m - \beta) \xrightarrow{d} \mathbf{A}^{-1} \mathcal{N}(\mathbf{0}, \boldsymbol{\Omega}) = \mathcal{N}(\mathbf{0}, \mathbf{V})$$

by Slutsky's theorem and \mathbf{A} is symmetric. ■

Compared to Theorem 7.17 (which is **homoskedastic**), we have a similar result in the above Theorem 7.18 (which is **heteroskedastic**). However, in Theorem 7.18, we do not assume moment assumption on the noise: $\mathbb{E}[\boldsymbol{\epsilon}_m] = \mathbf{0}$ and $\text{Cov}[\boldsymbol{\epsilon}_m] = \sigma^2 \mathbf{I}_n$. This results in the difference between the covariance matrices of $\hat{\beta}_m$ in the two theorems.

In the homoskedastic model, \mathbf{V} reduces to $\mathbf{V}_0 = \sigma^2 \mathbf{A}^{-1}$ which is the same as that in Theorem 7.17.¹ But the result in Theorem 7.18 is more general.

1. $\mathbf{V}_0 = \sigma^2 \mathbf{A}^{-1}$ is known as the **homoskedastic covariance matrix**.

The Bayesian Approach

Contents

8.1	The Bayesian Approach	106
8.2	An Appetizer: Beta-Bernoulli Model	106
8.3	Bayesian Linear Model: Zero-Mean Prior	110
8.3.1	Zeller's g -Prior and Variable Transformation	112
8.4	Bayesian Linear Model: Semiconjugate Prior Distribution . . .	112
8.4.1	Gibbs Sampling with Two Variables	115
8.4.2	Zeller's g -Prior	116
8.4.3	Bayesian Variable Selection	117
8.5	Bayesian Linear Model: Full Conjugate Prior	120

8.1. The Bayesian Approach

In modern statistics, Bayesian approaches have become increasingly more important and widely used. Thomas Bayes came up with this idea but died before publishing it. Fortunately, his friend Richard Price carried on his work and published it in 1764. In this section, we describe the basic ideas of Bayesian approach and use the Beta-Bernoulli model as an appetizer of the pros of Bayesian models. Moreover, we present powerful Bayesian techniques for linear models and their connection to ordinary least squares.

Let $\mathcal{X}(\mathbf{x}_{1:n}) = \{\mathbf{x}_1, \mathbf{x}_2, \dots, \mathbf{x}_n\}$ be the observations of n data points, and suppose they are iid, with the probability parameterized by β . Note that the parameters β might include the hidden variables, for example, the latent variables in a mixture model to indicate which cluster a data point belongs to (Lu, 2021).

The idea of the Bayesian approach is to assume a *prior* probability distribution over β with hyperparameters α (i.e., $p(\beta|\alpha)$) - that is, a distribution representing the plausibility of each possible value of β before the data is observed. Then, to make inferences about β , we simply consider the conditional distribution of β given the observed data. This is referred to as the *posterior* distribution, since it represents the plausibility of each possible value of β after seeing the data. Mathematically, this is expressed via the Bayes' theorem,

$$\begin{aligned} p(\beta|\mathcal{X}, \alpha) &= \frac{p(\mathcal{X}|\beta)p(\beta|\alpha)}{p(\mathcal{X}|\alpha)} = \frac{p(\mathcal{X}|\beta)p(\beta|\alpha)}{\int_{\beta} p(\mathcal{X}, \beta|\alpha)} = \frac{p(\mathcal{X}|\beta)p(\beta|\alpha)}{\int_{\beta} p(\mathcal{X}|\beta)p(\beta|\alpha)} \\ &\propto p(\mathcal{X}|\beta)p(\beta|\alpha), \end{aligned}$$

where \mathcal{X} is the observed data set and $f(x) \propto g(x)$ means f is proportional to g . In other words, we say the posterior is proportional to the likelihood times the prior:

$$\text{posterior} = \frac{\text{likelihood} \times \text{prior}}{\text{marginal likelihood}} \propto \text{likelihood} \times \text{prior},$$

which computes a distribution over the unknown parameters, therefore we can quantify uncertainties.

In a nutshell, the Bayesian approach is to assume a prior distribution on any unknowns (β in our case), and then just follow the rules of probability to answer any questions of interest. For example, when we find the parameter based on the maximum posterior probability of β , we turn to the maximum a posteriori (MAP) estimator.

8.2. An Appetizer: Beta-Bernoulli Model

We formally introduce a Beta-Bernoulli model to show how the Bayesian approach works. The Bernoulli distribution models binary outcomes, i.e., outputting two possible values (the convention is to use 0 and 1). The likelihood under this model is just the probability mass function of the Bernoulli distribution:

$$\text{Bernoulli}(x|\theta) = p(x|\theta) = \theta^x(1-\theta)^{1-x}\mathbf{1}(x \in \{0, 1\}).$$

That is,

$$\text{Bernoulli}(x|\theta) = p(x|\theta) = \begin{cases} 1 - \theta, & \text{if } x = 0; \\ \theta, & \text{if } x = 1, \end{cases}$$

where θ is the probability of outputting 1 and $1 - \theta$ is the probability of outputting 0. The mean of the Bernoulli distribution is θ . Suppose x_1, x_2, \dots, x_n are drawn iid from $\text{Bernoulli}(x|\theta)$. Then, the likelihood under the Bernoulli distribution is given by:

$$\text{likelihood} = p(x_{1:n}|\theta) = \theta^{\sum x_i} (1 - \theta)^{n - \sum x_i},$$

which is a distribution on $x_{1:n}$ and is called the **likelihood function** on $x_{1:n}$.

More often than not, we repeat an experiment multiple times independently with two alternative outcomes, say “success” and “failure”, and we want to model the overall number of successes. We are inevitably taken to the binomial distribution if each experiment is modeled as a Bernoulli distribution. This simulates the overall proportion of heads in a run of n separate coin flips.

Definition 8.1 (Binomial Distribution) *A random variable X is said to follow the binomial distribution with parameter $p \in (0, 1)$ and $n \in \mathbb{N}$, denoted by $X \sim \text{Binom}(n, p)$ if*

$$f(x; n, p) = \binom{n}{x} p^x (1 - p)^{n-x}.$$

The mean and variance of $X \sim \text{Binom}(n, p)$ are given by

$$\mathbb{E}[X] = np, \quad \text{Var}[X] = np(1 - p).$$

Figure 8.1 compares different parameters of p with $n = 10$ for the binomial distribution.

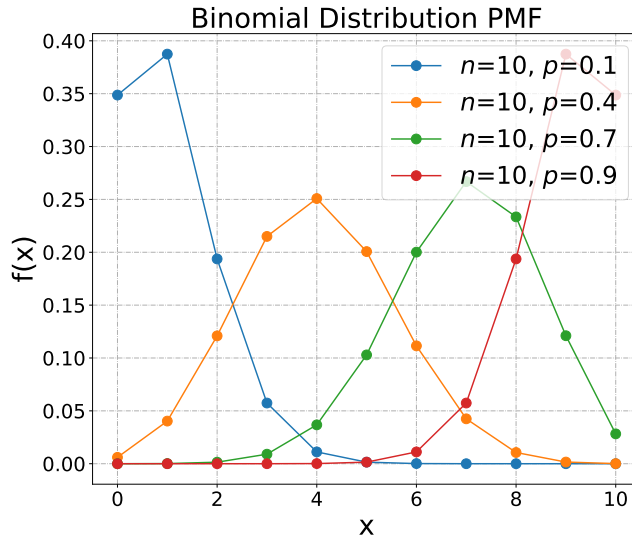


Figure 8.1: Binomial distribution probability mass functions for different values of the parameters p with $n = 10$.

And we will see the prior under this model is the probability density function of Beta distribution:

$$\text{prior} = \text{Beta}(\theta|a, b) = p(\theta|a, b) = \frac{1}{B(a, b)} \theta^{a-1} (1 - \theta)^{b-1} \mathbb{1}(0 \leq \theta \leq 1),$$

where $B(a, b)$ is the *Euler's beta function* and it can be seen as a normalization term.

Definition 8.2 (Beta Distribution) A random variable X is said to follow the beta distribution with parameter $a > 0$ and $b > 0$, denoted by $X \sim \text{Beta}(a, b)$ if

$$f(x; a, b) = \begin{cases} \frac{1}{B(a, b)} x^{a-1} (1 - x)^{b-1}, & \text{if } 0 \leq x \leq 1. \\ 0, & \text{otherwise,} \end{cases}$$

where $B(a, b)$ is the *Euler's beta function* and it can be seen as a normalization term. Equivalently, $B(a, b)$ can be obtained by

$$B(a, b) = \frac{\Gamma(a)\Gamma(b)}{\Gamma(a+b)},$$

where $\Gamma(\cdot)$ is the *gamma function* (Definition 3.1, p. 57). The mean and variance of $X \sim \text{Beta}(a, b)$ are given by

$$\mathbb{E}[X] = \frac{a}{a+b}, \quad \text{Var}[X] = \frac{ab}{(a+b+1)(a+b)^2}.$$

Figure 8.2 compares different parameters of a, b for beta distribution. When $a = b = 1$, the beta distribution is just a uniform distribution in the range of 0 and 1.

We put a Beta prior over the parameter θ of the Bernoulli distribution. The posterior is obtained by

$$\begin{aligned} \text{posterior} &= p(\theta|x_{1:n}) \propto p(x_{1:n}|\theta)p(\theta|a, b) \\ &= \theta^{\sum x_i} (1 - \theta)^{n - \sum x_i} \times \frac{1}{B(a, b)} \theta^{a-1} (1 - \theta)^{b-1} \mathbb{1}(0 < \theta < 1) \\ &\propto \theta^{a + \sum x_i - 1} (1 - \theta)^{b + n - \sum x_i - 1} \mathbb{1}(0 < \theta < 1) \\ &\propto \text{Beta}(\theta|a + \sum x_i, b + n - \sum x_i). \end{aligned}$$

We find that the posterior distribution shares the same form as the prior distribution. When this happens, we call the prior *conjugate prior*. The conjugate prior has a nice form such that it is easy to work with for computing the posterior probability density function and its derivatives, sampling from the posterior.

Remark 8.1 (Prior Information in Beta-Bernoulli Model) A comparison of the prior and posterior formulation would find that the hyperparameter a is the prior number of 1's in the output and b is the prior number of 0's in the output. And $a + b$ is the prior information about the sample size.

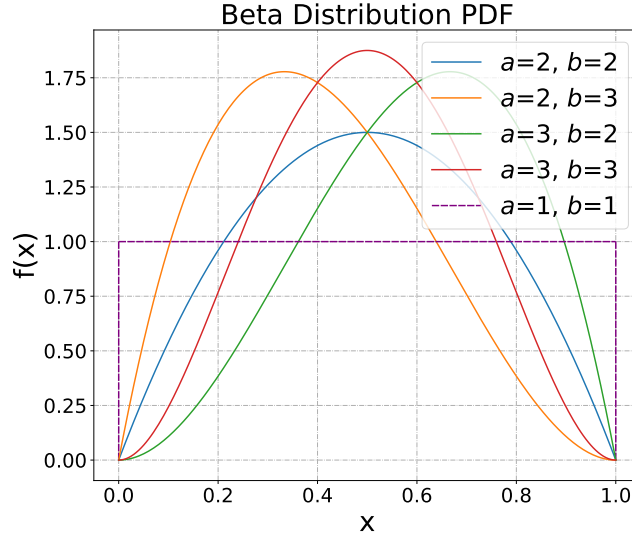


Figure 8.2: Beta distribution probability density functions for different values of the parameters a, b . When $a = b = 1$, the beta distribution is the uniform distribution in the range of 0 and 1.

Remark 8.2 (Bayesian Estimator) *From this example of the Beta-Bernoulli model, like maximum likelihood estimator and method of moment (MoM, i.e., using the moment information to get the model parameter.), the Bayesian model is also a kind of point estimator. But Bayesian models output a probability of the parameter of interest $p(\theta|x_{1:n})$.*

When we want to predict for new coming data, we do not give out the prediction by a direct model $p(x_{n+1}|\theta)$. But rather an integration:

$$p(x_{n+1}|x_{1:n}) = \int p(x_{n+1}|\theta)p(\theta|x_{1:n})d\theta.$$

In another word, x_{n+1} is dependent on $x_{1:n}$. $x_{1:n}$ provide information on θ , which in turn provides information on x_{n+1} (i.e., $x_{1:n} \rightarrow \theta \rightarrow x_{n+1}$).

Example 8.2.1 (Amount of Data Matters) *Suppose we have three observations for the success in Bernoulli distribution:*

- 1). 10 out of 10 are observed to be success (1's);
- 2). 48 out of 50 are observed to be success (1's);
- 3). 186 out of 200 are observed to be success (1's).

So, what is the probability of success in the Bernoulli model? Normal answer to case 1, 2, 3 are 100%, 96% and 93% respectively. But an observation of 10 inputs is rather a small amount of data and noise can make it less convincing.

Suppose we put a Beta(1,1) (a uniform distribution, see Figure 8.2) prior over the Bernoulli distribution. The posterior probability of success for each case would be $\frac{11}{12} =$

91.6%, $\frac{49}{52} = 94.2\%$ and $\frac{187}{202} = 92.6\%$ respectively. Now we find the case 1 has less probability of success compared to case 2.

A Bayesian view of the problem naturally incorporates the amount of data as well as its average. This special case shown here is also called the Laplace's rate of succession (Ollivier, 2015). Laplace's "add-one" rule of succession modifies the observed frequencies in a sequence of successes and failures by adding one to the observed counts. This improves prediction by avoiding zero probabilities and corresponds to a uniform Bayesian prior on the parameter. \square

Why Bayes?

This example above shows that Bayesian models consider prior information on the parameters in the model making it particularly useful to regularize regression problems where data information is limited. And this is why the Bayesian approach gains worldwide attention for decades.

The prior information $p(\theta)$ and likelihood function $p(x|\theta)$ represent a rational person's belief, and then the Bayes' rule is an optimal method of updating this person's beliefs about θ given new information from the data (Fahrmeir et al., 2007; Hoff, 2009).

The prior information given by $p(\theta)$ might be wrong if it does not accurately represent our prior beliefs. However, this does not mean that the posterior $p(\theta|x)$ is not useful. A famous quote is "all models are wrong, but some are useful" (Box and Draper, 1987). If the prior $p(\theta)$ approximates our beliefs, then the posterior $p(\theta|x)$ is also a good approximation to posterior beliefs.

8.3. Bayesian Linear Model: Zero-Mean Prior

We now present the Bayesian methods for linear models. Assume $\mathbf{y} = \mathbf{X}\boldsymbol{\beta} + \boldsymbol{\epsilon}$ where $\boldsymbol{\epsilon} \sim \mathcal{N}(\mathbf{0}, \sigma^2 \mathbf{I})$ and σ^2 is fixed. As discussed in Section 2 (p. 49), this additive Gaussian noise assumption gives rise to the likelihood. Let $\mathcal{X}(\mathbf{x}_{1:n}) = \{\mathbf{x}_1, \mathbf{x}_2, \dots, \mathbf{x}_n\}$ be the observations of n data points,

$$\text{likelihood} = \mathbf{y}|\mathbf{X}, \boldsymbol{\beta}, \sigma^2 \sim \mathcal{N}(\mathbf{X}\boldsymbol{\beta}, \sigma^2 \mathbf{I}).$$

Suppose we specify a Gaussian prior with zero-mean over the weight parameter

$$\text{prior} = \boldsymbol{\beta} \sim \mathcal{N}(\mathbf{0}, \boldsymbol{\Sigma}_0).$$

By the Bayes' theorem "posterior \propto likelihood \times prior", we get the posterior

$$\begin{aligned} \text{posterior} &= p(\boldsymbol{\beta}|\mathbf{y}, \mathbf{X}, \sigma^2) \\ &\propto p(\mathbf{y}|\mathbf{X}, \boldsymbol{\beta}, \sigma^2)p(\boldsymbol{\beta}|\boldsymbol{\Sigma}_0) \\ &= \frac{1}{(2\pi\sigma^2)^{n/2}} \exp\left(-\frac{1}{2\sigma^2}(\mathbf{y} - \mathbf{X}\boldsymbol{\beta})^\top(\mathbf{y} - \mathbf{X}\boldsymbol{\beta})\right) \\ &\quad \times \frac{1}{(2\pi)^{n/2}|\boldsymbol{\Sigma}_0|^{1/2}} \exp\left(-\frac{1}{2}\boldsymbol{\beta}^\top \boldsymbol{\Sigma}_0^{-1} \boldsymbol{\beta}\right) \\ &\propto \exp\left(-\frac{1}{2}(\boldsymbol{\beta} - \boldsymbol{\beta}_1)^\top \boldsymbol{\Sigma}_1^{-1}(\boldsymbol{\beta} - \boldsymbol{\beta}_1)\right), \end{aligned}$$

where $\Sigma_1 = (\frac{1}{\sigma^2} \mathbf{X}^\top \mathbf{X} + \Sigma_0^{-1})^{-1}$ and $\beta_1 = (\frac{1}{\sigma^2} \mathbf{X}^\top \mathbf{X} + \Sigma_0^{-1})^{-1} (\frac{1}{\sigma^2} \mathbf{X}^\top \mathbf{y})$. Therefore the posterior distribution is also a Gaussian distribution (same form as the prior distribution):

$$\text{posterior} = \beta | \mathbf{y}, \mathbf{X}, \sigma^2 \sim \mathcal{N}(\beta_1, \Sigma_1).$$

A word on the notation Note that we use $\{\beta_1, \Sigma_1\}$ to denote the posterior mean and posterior covariance in the zero-mean prior model. Similarly, the posterior mean and posterior covariance in semi-conjugate prior and full-conjugate prior models will be denoted as $\{\beta_2, \Sigma_2\}$ and $\{\beta_3, \Sigma_3\}$ respectively (see sections below).

Connection to OLS

In this case, we do not need to assume \mathbf{X} has full rank generally. Note further that if we assume \mathbf{X} has full rank, in the limit, when $\Sigma_0 \rightarrow \mathbf{0}$, $\beta_1 \rightarrow \hat{\beta} = (\mathbf{X}^\top \mathbf{X})^{-1} \mathbf{X}^\top \mathbf{y}$, in which case, maximum a posteriori (MAP) estimator from Bayesian model goes back to ordinary least squares estimator. And the posterior is $\beta | \mathbf{y}, \mathbf{X}, \sigma^2 \sim \mathcal{N}(\hat{\beta}, \sigma^2 (\mathbf{X}^\top \mathbf{X})^{-1})$, which shares similar form as the OLS estimator $\hat{\beta} \sim \mathcal{N}(\beta, \sigma^2 (\mathbf{X}^\top \mathbf{X})^{-1})$ under Gaussian disturbance (see Lemma 3.2, p. 55).

Remark 8.3 (Ridge Regression) *In least squares approximation, we use $\mathbf{X}\beta$ to approximate \mathbf{y} . Two issues arise: the model can potentially overfit and \mathbf{X} may not have full rank. In ridge regression, we regularize large value of β and thus favor simpler models. Instead of minimizing $\|\mathbf{y} - \mathbf{X}\beta\|^2$, we minimize $\|\mathbf{y} - \mathbf{X}\beta\|^2 + \lambda \|\beta\|^2$, where λ is a hyper-parameter that can be tuned:*

$$\arg \min_{\beta} (\mathbf{y} - \mathbf{X}\beta)^\top (\mathbf{y} - \mathbf{X}\beta) + \lambda \beta^\top \beta.$$

By differentiating and setting the derivative to zero we get

$$\hat{\beta}_{\text{ridge}} = (\mathbf{X}^\top \mathbf{X} + \lambda \mathbf{I})^{-1} \mathbf{X}^\top \mathbf{y},$$

in which case, $(\mathbf{X}^\top \mathbf{X} + \lambda \mathbf{I})$ is invertible even when \mathbf{X} does not have full rank. We leave more details about ridge regression to the readers.

Connection to Ridge Regression

Realize that when we set $\Sigma_0 = \mathbf{I}$, we obtain $\beta_1 = (\mathbf{X}^\top \mathbf{X} + \sigma^2 \mathbf{I})^{-1} \mathbf{X}^\top \mathbf{y}$ and $\Sigma_1 = (\frac{1}{\sigma^2} \mathbf{X}^\top \mathbf{X} + \mathbf{I})^{-1}$. Since posterior $\beta | \mathbf{y}, \mathbf{X}, \sigma^2 \sim \mathcal{N}(\beta_1, \Sigma_1)$. The MAP estimator of $\beta = \beta_1 = (\mathbf{X}^\top \mathbf{X} + \sigma^2 \mathbf{I})^{-1} \mathbf{X}^\top \mathbf{y}$, which shares the same form as ridge regression by letting $\sigma^2 = \lambda$. Thus we notice ridge regression is a special case of Bayesian linear model with zero-mean prior. And ridge regression has a nice interpretation from the Bayesian approach - finding the mode of the posterior.

An example is shown in Rasmussen (2003) where the “well determined” (i.e., the distribution around the slope is more compact) slope of β is almost unchanged after the posterior process while the intercept (which is more dispersed) shrunk towards zero. This is actually a regularization effect on the parameter like ridge regression.

8.3.1 Zeller’s g -Prior and Variable Transformation

As a specific example, suppose we want to analyze a person’s weight by human’s characteristics and a variable in \mathbf{X} denotes the height of a person which is in meter. What if now the variable is in centimeter? The model is the same if we divide the related parameter in β by 100 (transfer centimeter back into meter measurement). More generally, suppose input matrix \mathbf{X} is transferred by $\tilde{\mathbf{X}} = \mathbf{X}\mathbf{P}$ given some $p \times p$ matrix \mathbf{P} in which case the model parameter is $\tilde{\beta}$. Then, we have

$$\mathbf{y} = \mathbf{X}\beta = \tilde{\mathbf{X}}\tilde{\beta} = \mathbf{X}\mathbf{P}\tilde{\beta}.$$

According to the *principle of invariance*, the posterior distributions of β and $\mathbf{P}\tilde{\beta}$ should be the same. As shown previously, for \mathbf{X} , the posterior is

$$\beta|\mathbf{y}, \mathbf{X}, \sigma^2 \sim \mathcal{N}\left(\left(\frac{1}{\sigma^2}\mathbf{X}^\top\mathbf{X} + \Sigma_0^{-1}\right)^{-1}\left(\frac{1}{\sigma^2}\mathbf{X}^\top\mathbf{y}\right), \left(\frac{1}{\sigma^2}\mathbf{X}^\top\mathbf{X} + \Sigma_0^{-1}\right)^{-1}\right).$$

Similarly, for $\tilde{\mathbf{X}}$, the posterior $\mathbf{P}\tilde{\beta}$ is

$$\mathbf{P}\tilde{\beta}|\mathbf{y}, \tilde{\mathbf{X}}, \sigma^2 \sim \mathcal{N}\left(\mathbf{P}\left(\frac{1}{\sigma^2}\tilde{\mathbf{X}}^\top\tilde{\mathbf{X}} + \tilde{\Sigma}_0^{-1}\right)^{-1}\left(\frac{1}{\sigma^2}\tilde{\mathbf{X}}^\top\mathbf{y}\right), \mathbf{P}\left(\frac{1}{\sigma^2}\tilde{\mathbf{X}}^\top\tilde{\mathbf{X}} + \tilde{\Sigma}_0^{-1}\right)^{-1}\mathbf{P}^\top\right).^1$$

A simple calculation can show that this condition is met if $\Sigma_0 = k(\mathbf{X}^\top\mathbf{X})^{-1}$ where $k > 0$ is a hyperparameter. A popular specification of k is to relate it to the noise variance σ^2 by $k = g\sigma^2$. This is called the Zeller’s g -prior (Zellner, 1986). Following the Bayesian linear model with zero-mean prior, the posterior of β is

$$\text{posterior} = \beta|\mathbf{y}, \mathbf{X}, \sigma^2 \sim \mathcal{N}(\beta_1, \Sigma_1).$$

where $\Sigma_1 = \frac{g\sigma^2}{g+1}(\mathbf{X}^\top\mathbf{X})^{-1}$ and $\beta_1 = \frac{g}{g+1}(\mathbf{X}^\top\mathbf{X})^{-1}(\mathbf{X}^\top\mathbf{y})$.

8.4. Bayesian Linear Model: Semiconjugate Prior Distribution

We will use gamma distribution as the prior of the inverse variance (precision) parameter in Gaussian distribution.

Definition 8.3 (Gamma Distribution) A random variable X is said to follow the gamma distribution with parameter $r > 0$ and $\lambda > 0$, denoted by $X \sim \text{Gamma}(r, \lambda)$ if

$$f(x; r, \lambda) = \begin{cases} \frac{\lambda^r}{\Gamma(r)} x^{r-1} \exp(-\lambda x), & \text{if } x \geq 0. \\ 0, & \text{if } x < 0. \end{cases}$$

1. Affine transformation of multivariate normal distribution: if we assume that $\mathbf{X} \sim \mathcal{N}(\mu, \Sigma)$, then $\mathbf{A}\mathbf{X} + \mathbf{b} \sim \mathcal{N}(\mathbf{A}\mu + \mathbf{b}, \mathbf{A}\Sigma\mathbf{A}^\top)$ for non-random matrix \mathbf{A} and vector \mathbf{b} .

So if $X \sim \chi^2_{(p)}$, then $X \sim \text{Gamma}(p/2, 1/2)$, i.e., Chi-square distribution is a special case of the gamma distribution. The mean and variance of $X \sim \text{Gamma}(r, \lambda)$ are given by

$$\mathbb{E}[X] = \frac{r}{\lambda}, \quad \text{Var}[X] = \frac{r}{\lambda^2}.$$

Figure 8.3 compares different parameters for gamma distribution and Chi-square distribution.

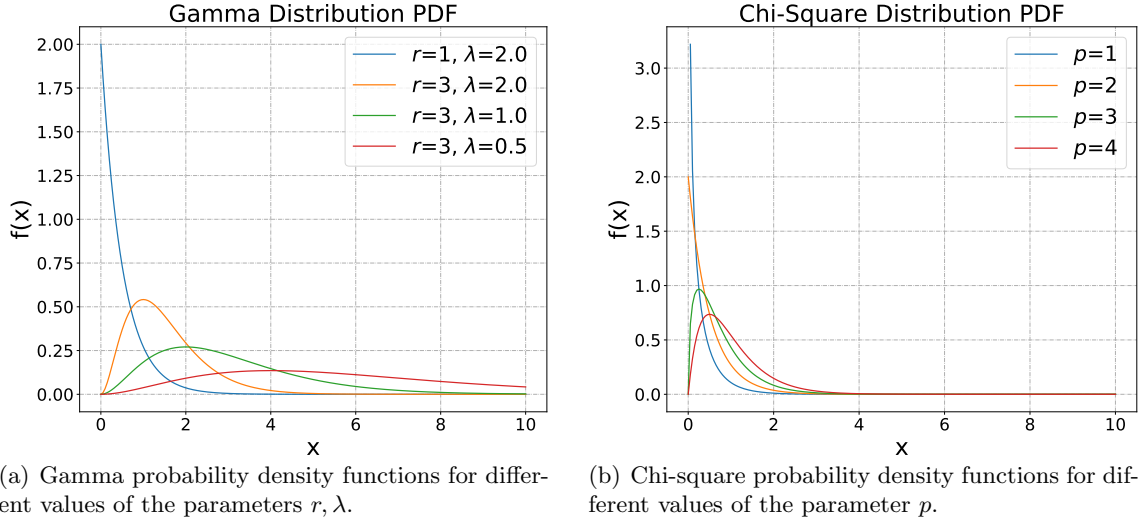


Figure 8.3: Comparison between the gamma distribution and Chi-square distribution (Definition 3.1, p. 57).

As for the reason of using the gamma distribution as the prior for precision, we quote the description from Kruschke (2014):

Because of its role in conjugate priors for normal likelihood function, the gamma distribution is routinely used as a prior for precision (i.e., inverse variance). But there is no logical necessity to do so, and modern MCMC methods permit more flexible specification of priors. Indeed, because precision is less intuitive than standard deviation, it can be more useful to give standard deviation a uniform prior that spans a wide range.

Same setting as Section 8.3 (p. 110), but we assume now σ^2 is not fixed. Again, we have the likelihood function by

$$\text{likelihood} = \mathbf{y} | \mathbf{X}, \boldsymbol{\beta}, \sigma^2 \sim \mathcal{N}(\mathbf{X}\boldsymbol{\beta}, \sigma^2 \mathbf{I}).$$

We specify a non zero-mean Gaussian prior over the weight parameter

$$\begin{aligned} \text{prior} : \boldsymbol{\beta} &\sim \mathcal{N}(\boldsymbol{\beta}_0, \boldsymbol{\Sigma}_0) \\ \gamma = 1/\sigma^2 &\sim \text{Gamma}(a_0, b_0), \end{aligned}$$

where we differentiate from previous descriptions by blue text.

(1). Then, given σ^2 , by the Bayes' theorem “posterior \propto likelihood \times prior”, we get the posterior

$$\begin{aligned}
\text{posterior} &= p(\boldsymbol{\beta}|\mathbf{y}, \mathbf{X}, \sigma^2) \\
&\propto p(\mathbf{y}|\mathbf{X}, \boldsymbol{\beta}, \sigma^2)p(\boldsymbol{\beta}|\boldsymbol{\beta}_0, \boldsymbol{\Sigma}_0) \\
&= \frac{1}{(2\pi\sigma^2)^{n/2}} \exp\left(-\frac{1}{2\sigma^2}(\mathbf{y} - \mathbf{X}\boldsymbol{\beta})^\top(\mathbf{y} - \mathbf{X}\boldsymbol{\beta})\right) \\
&\quad \times \frac{1}{(2\pi)^{n/2}|\boldsymbol{\Sigma}_0|^{1/2}} \exp\left(-\frac{1}{2}(\boldsymbol{\beta} - \boldsymbol{\beta}_0)^\top \boldsymbol{\Sigma}_0^{-1}(\boldsymbol{\beta} - \boldsymbol{\beta}_0)\right) \\
&\propto \exp\left(-\frac{1}{2}(\boldsymbol{\beta} - \boldsymbol{\beta}_2)^\top \boldsymbol{\Sigma}_2^{-1}(\boldsymbol{\beta} - \boldsymbol{\beta}_2)\right),
\end{aligned}$$

where $\boldsymbol{\Sigma}_2 = (\frac{1}{\sigma^2}\mathbf{X}^\top\mathbf{X} + \boldsymbol{\Sigma}_0^{-1})^{-1}$ and

$$\boldsymbol{\beta}_2 = \boldsymbol{\Sigma}_2(\boldsymbol{\Sigma}_0^{-1}\boldsymbol{\beta}_0 + \frac{1}{\sigma^2}\mathbf{X}^\top\mathbf{y}) = (\frac{1}{\sigma^2}\mathbf{X}^\top\mathbf{X} + \boldsymbol{\Sigma}_0^{-1})^{-1}(\boldsymbol{\Sigma}_0^{-1}\boldsymbol{\beta}_0 + \frac{1}{\sigma^2}\mathbf{X}^\top\mathbf{y}).$$

Therefore, the posterior density is also a Gaussian distribution:

$$\text{posterior} = \boldsymbol{\beta}|\mathbf{y}, \mathbf{X}, \sigma^2 \sim \mathcal{N}(\boldsymbol{\beta}_2, \boldsymbol{\Sigma}_2).$$

Connection to Zero-Mean Prior

1. $\boldsymbol{\Sigma}_0$ here is a fixed hyperparameter.
2. We note that $\boldsymbol{\beta}_1$ in Section 8.3 (p. 110) is a special case of $\boldsymbol{\beta}_2$ when $\boldsymbol{\beta}_0 = \mathbf{0}$.
3. And if we assume further \mathbf{X} has full rank. When $\boldsymbol{\Sigma}_0^{-1} \rightarrow \mathbf{0}$, $\boldsymbol{\beta}_2 \rightarrow \hat{\boldsymbol{\beta}} = (\mathbf{X}^\top\mathbf{X})^{-1}\mathbf{X}^\top\mathbf{y}$ which is the OLS estimator.
4. When $\sigma^2 \rightarrow \infty$, $\boldsymbol{\beta}_2$ is approximately approaching to $\boldsymbol{\beta}_0$, the prior expectation of parameter. However, in zero-mean prior, $\sigma^2 \rightarrow \infty$ will make $\boldsymbol{\beta}_1$ approach to $\mathbf{0}$.
5. **Weighted average:** we reformulate by

$$\begin{aligned}
\boldsymbol{\beta}_2 &= (\frac{1}{\sigma^2}\mathbf{X}^\top\mathbf{X} + \boldsymbol{\Sigma}_0^{-1})^{-1}(\boldsymbol{\Sigma}_0^{-1}\boldsymbol{\beta}_0 + \frac{1}{\sigma^2}\mathbf{X}^\top\mathbf{y}) \\
&= (\frac{1}{\sigma^2}\mathbf{X}^\top\mathbf{X} + \boldsymbol{\Sigma}_0^{-1})^{-1}\boldsymbol{\Sigma}_0^{-1}\boldsymbol{\beta}_0 + (\frac{1}{\sigma^2}\mathbf{X}^\top\mathbf{X} + \boldsymbol{\Sigma}_0^{-1})^{-1}\frac{\mathbf{X}^\top\mathbf{X}}{\sigma^2}(\mathbf{X}^\top\mathbf{X})^{-1}\mathbf{X}^\top\mathbf{y} \\
&= (\mathbf{I} - \mathbf{A})\boldsymbol{\beta}_0 + \mathbf{A}\hat{\boldsymbol{\beta}},
\end{aligned}$$

where $\hat{\boldsymbol{\beta}} = (\mathbf{X}^\top\mathbf{X})^{-1}\mathbf{X}^\top\mathbf{y}$ is the OLS estimator of $\boldsymbol{\beta}$ and $\mathbf{A} = (\frac{1}{\sigma^2}\mathbf{X}^\top\mathbf{X} + \boldsymbol{\Sigma}_0^{-1})^{-1}\frac{\mathbf{X}^\top\mathbf{X}}{\sigma^2}$. We see that the posterior mean of $\boldsymbol{\beta}$ is a weighted average of prior mean and OLS estimator of $\boldsymbol{\beta}$. Thus, if we set the prior parameter $\boldsymbol{\beta}_0 = \hat{\boldsymbol{\beta}}$, the posterior mean of $\boldsymbol{\beta}$ will be exactly $\hat{\boldsymbol{\beta}}$.

- (2). Given $\boldsymbol{\beta}$, again, by Bayes' theorem, we obtain the posterior

$$\begin{aligned}
\text{posterior} &= p(\gamma = \frac{1}{\sigma^2} | \mathbf{y}, \mathbf{X}, \boldsymbol{\beta}) \\
&\propto p(\mathbf{y} | \mathbf{X}, \boldsymbol{\beta}, \gamma) p(\gamma | a_0, b_0) \\
&= \frac{\gamma^{n/2}}{(2\pi)^{n/2}} \exp\left(-\frac{\gamma}{2} (\mathbf{y} - \mathbf{X}\boldsymbol{\beta})^\top (\mathbf{y} - \mathbf{X}\boldsymbol{\beta})\right) \\
&\quad \times \frac{b_0^{a_0}}{\Gamma(a_0)} \gamma^{a_0-1} \exp(-b_0 \gamma) \\
&\propto \gamma(a_0 + \frac{n}{2} - 1) \exp\left(-\gamma \left[b_0 + \frac{1}{2} (\mathbf{y} - \mathbf{X}\boldsymbol{\beta})^\top (\mathbf{y} - \mathbf{X}\boldsymbol{\beta})\right]\right),
\end{aligned}$$

and the posterior is a Gamma distribution:

$$\text{posterior of } \gamma \text{ given } \boldsymbol{\beta} = \gamma | \mathbf{y}, \mathbf{X}, \boldsymbol{\beta} \sim \text{Gamma}\left(a_0 + \frac{n}{2}, [b_0 + \frac{1}{2} (\mathbf{y} - \mathbf{X}\boldsymbol{\beta})^\top (\mathbf{y} - \mathbf{X}\boldsymbol{\beta})]\right). \quad (8.1)$$

Prior Information on the Noise

1. We notice that the prior mean and posterior mean of γ are $E[\gamma] = \frac{a_0}{b_0}$ and $E[\gamma | \boldsymbol{\beta}] = \frac{a_0 + \frac{n}{2}}{b_0 + \frac{1}{2} (\mathbf{y} - \mathbf{X}\boldsymbol{\beta})^\top (\mathbf{y} - \mathbf{X}\boldsymbol{\beta})}$ respectively. So the internal meaning of $2a_0$ is the prior sample size for the noise variance parameter $\sigma^2 = \frac{1}{\gamma}$.
2. As we assume $\mathbf{y} = \mathbf{X}\boldsymbol{\beta} + \boldsymbol{\epsilon}$ where $\boldsymbol{\epsilon} \sim \mathcal{N}(\mathbf{0}, \sigma^2 \mathbf{I})$, then $\frac{(\mathbf{y} - \mathbf{X}\boldsymbol{\beta})^\top (\mathbf{y} - \mathbf{X}\boldsymbol{\beta})}{\sigma^2} \sim \chi_{(n)}^2$ and $E[\frac{1}{2} (\mathbf{y} - \mathbf{X}\boldsymbol{\beta})^\top (\mathbf{y} - \mathbf{X}\boldsymbol{\beta})] = \frac{n}{2} \sigma^2$. So the internal meaning of $\frac{2b_0}{a_0}$ is the prior variance of the noise.
3. Some textbooks would write $\gamma \sim \text{Gamma}(n_0/2, n_0\sigma_0^2/2)$ to make this explicit (in which case, n_0 is the prior sample size, and σ_0^2 is the prior variance). But a prior in this form seems coming from nowhere at a first glance.

8.4.1 Gibbs Sampling with Two Variables

Gibbs sampling was introduced by Turchin ([Turchin, 1971](#)), and later introduced by brothers Geman in the context of image restoration ([Geman and Geman, 1984](#)). The Geman brothers named the algorithm after the physicist J. W. Gibbs, some eight decades after his death, in reference to an analogy between the sampling algorithm and statistical physics.

Gibbs sampling is applicable when the joint distribution is not known explicitly or is difficult to sample from directly, but the conditional distribution of each variable is known and easy to sample from. A Gibbs sampler generates a draw from the distribution of each parameter or variable in turn, conditional on the current values of the other parameters or variables. Therefore, a Gibbs sampler is a componentwise algorithm. In our example from Section 8.1, given some data \mathcal{X} and a probability distribution $p(\boldsymbol{\beta} | \mathcal{X}, \boldsymbol{\alpha})$ parameterized by $\boldsymbol{\beta} = \{\beta_1, \beta_2, \dots, \beta_p\}$. We can successively draw samples from the distribution by sampling from

$$\beta_i^{(t)} \sim p(\beta_i | \boldsymbol{\beta}_{-i}^{(t-1)}, \mathcal{X}, \boldsymbol{\alpha}), \quad (8.2)$$

where $\beta_{-i}^{(t-1)}$ is all current values of β in $(t-1)^{th}$ iteration except for β_i . If we sample long enough, these β_i values will be random samples from the distribution p .

In deriving a Gibbs sampler, it is often helpful to observe that

$$p(\beta_i | \beta_{-i}, \mathcal{X}) = \frac{p(\beta_1, \beta_2, \dots, \beta_p, \mathcal{X})}{p(\beta_{-i}, \mathcal{X})} \propto p(\beta_1, \beta_2, \dots, \beta_p, \mathcal{X}). \quad (8.3)$$

The conditional distribution is proportional to the joint distribution. We will get a lot of benefits from this simple observation by dropping constant terms from the joint distribution (relative to the parameters we are conditioned on).

Shortly, as a simplified example, given a joint probability distribution $p(\beta_1, \beta_2 | \mathcal{X})$, a Gibbs sampler would draw $p(\beta_1 | \beta_2, \mathcal{X})$, then $p(\beta_2 | \beta_1, \mathcal{X})$ iteratively. The procedure defines a sequence of realization of random variables β_1 and β_2

$$(\beta_1^0, \beta_2^0), (\beta_1^1, \beta_2^1), (\beta_1^2, \beta_2^2), \dots$$

which converges to the joint distribution $p(\beta_1, \beta_2)$. More details about Gibbs sampling can be found in [Turchin \(1971\)](#); [Geman and Geman \(1984\)](#); [Müller and Quintana \(2004\)](#); [Rencher and Schaalje \(2008\)](#); [Hoff \(2009\)](#); [Gelman et al. \(2013\)](#); [Kruschke and Liddell \(2018\)](#).

By this Gibbs sampling method, we can construct a Gibbs sampler for the Bayesian linear model with semiconjugate prior in Section 8.4:

0. Set initial values to β and $\gamma = \frac{1}{\sigma^2}$;
1. update β : posterior $= \beta | \mathbf{y}, \mathbf{X}, \gamma \sim \mathcal{N}(\beta_2, \Sigma_2)$;
2. update γ : posterior $= \gamma | \mathbf{y}, \mathbf{X}, \beta \sim \text{Gamma}(a_0 + \frac{n}{2}, [b_0 + \frac{1}{2}(\mathbf{y} - \mathbf{X}\beta)^\top (\mathbf{y} - \mathbf{X}\beta)])$.

8.4.2 Zeller's g -Prior

Similar to Section 8.3.1 (p. 112), suppose input \mathbf{X} is transferred by $\tilde{\mathbf{X}} = \mathbf{X}\mathbf{P}$ given some $p \times p$ matrix \mathbf{P} in which case, the model parameter is $\tilde{\beta}$. Then, we have

$$\mathbf{y} = \mathbf{X}\beta = \tilde{\mathbf{X}}\tilde{\beta} = \mathbf{X}\mathbf{P}\tilde{\beta}.$$

According to the principle of invariance, the posterior distributions of β and $\mathbf{P}\tilde{\beta}$ should be the same. Simple calculation can show that this condition is met if $\beta_0 = \mathbf{0}, \Sigma_0 = g\sigma^2(\mathbf{X}^\top \mathbf{X})^{-1}$. Following the Bayesian linear model with semi-conjugate prior, the posterior of β is

$$\text{posterior} = \beta | \mathbf{y}, \mathbf{X}, \sigma^2 \sim \mathcal{N}(\beta_2, \Sigma_2).$$

where $\Sigma_2 = \frac{g\sigma^2}{g+1}(\mathbf{X}^\top \mathbf{X})^{-1}$ and $\beta_2 = \frac{g}{g+1}(\mathbf{X}^\top \mathbf{X})^{-1}(\mathbf{X}^\top \mathbf{y})$.

Derivation of $p(\mathbf{y}|\mathbf{X}, \sigma^2)$

Under the g -prior specified above, we derive the conditional distribution $p(\mathbf{y}|\mathbf{X}, \sigma^2)$ which will be very useful for the Bayesian variable selection procedure. We realize that

$$\begin{aligned}
 p(\mathbf{y}, \boldsymbol{\beta}|\mathbf{X}, \sigma^2) &= p(\mathbf{y}|\mathbf{X}, \boldsymbol{\beta}, \sigma^2)p(\boldsymbol{\beta}|\mathbf{X}, \sigma^2) \\
 &= \frac{1}{(2\pi\sigma^2)^{n/2}} \exp\left(-\frac{1}{2\sigma^2}(\mathbf{y} - \mathbf{X}\boldsymbol{\beta})^\top(\mathbf{y} - \mathbf{X}\boldsymbol{\beta})\right) & (\mathbf{y}|\mathbf{X}, \boldsymbol{\beta}, \sigma^2 \sim \mathcal{N}(\mathbf{X}\boldsymbol{\beta}, \sigma^2\mathbf{I})) \\
 &\quad \times \frac{1}{(2\pi)^{n/2}|\boldsymbol{\Sigma}_0|^{1/2}} \exp\left(-\frac{1}{2}\boldsymbol{\beta}^\top\boldsymbol{\Sigma}_0^{-1}\boldsymbol{\beta}\right) & (\boldsymbol{\beta}|\mathbf{X}, \sigma^2 \sim \mathcal{N}(\boldsymbol{\beta}_0, \boldsymbol{\Sigma}_0)) \\
 &= \frac{1}{(2\pi\sigma^2)^{n/2}} \exp\left(-\frac{1}{2\sigma^2}\mathbf{y}^\top\mathbf{y}\right) \frac{|\boldsymbol{\Sigma}_2|^{1/2}}{|\boldsymbol{\Sigma}_0|^{1/2}} \exp\left(\frac{1}{2}\boldsymbol{\beta}_2^\top\boldsymbol{\Sigma}_2^{-1}\boldsymbol{\beta}_2\right) \\
 &\quad \times \frac{1}{(2\pi)^{n/2}|\boldsymbol{\Sigma}_2|^{1/2}} \exp\left(-\frac{1}{2}(\boldsymbol{\beta} - \boldsymbol{\beta}_2)^\top\boldsymbol{\Sigma}_2^{-1}(\boldsymbol{\beta} - \boldsymbol{\beta}_2)\right),
 \end{aligned}$$

where $\boldsymbol{\beta}$ only appears in the third term. And the third term is a multivariate normal with mean $\boldsymbol{\beta}_2$ and covariance $\boldsymbol{\Sigma}_2$ and integrates to 1. And we notice that, $\boldsymbol{\Sigma}_2 = \frac{1}{g+1}\boldsymbol{\Sigma}_0$ such that $\frac{|\boldsymbol{\Sigma}_2|^{1/2}}{|\boldsymbol{\Sigma}_0|^{1/2}} = \frac{1}{(g+1)^{p/2}}$. Therefore, we obtain

$$\begin{aligned}
 p(\mathbf{y}|\mathbf{X}, \sigma^2) &= \int p(\mathbf{y}, \boldsymbol{\beta}|\mathbf{X}, \sigma^2)d\boldsymbol{\beta} \\
 &= \int p(\mathbf{y}|\mathbf{X}, \boldsymbol{\beta}, \sigma^2)p(\boldsymbol{\beta}|\mathbf{X}, \sigma^2)d\boldsymbol{\beta} \\
 &= \frac{1}{(2\pi\sigma^2)^{n/2}} \exp\left(-\frac{1}{2\sigma^2}\mathbf{y}^\top\mathbf{y}\right) \cdot \frac{1}{(g+1)^{p/2}} \exp\left(\frac{1}{2}\boldsymbol{\beta}_2^\top\boldsymbol{\Sigma}_2^{-1}\boldsymbol{\beta}_2\right) \\
 &= \frac{1}{(2\pi\sigma^2)^{n/2}} \frac{1}{(g+1)^{p/2}} \exp\left(-\frac{r}{2\sigma^2}\right)
 \end{aligned} \tag{8.4}$$

where $r = \mathbf{y}^\top\mathbf{y} - \mathbf{y}^\top(\frac{g}{g+1}\mathbf{X}(\mathbf{X}^\top\mathbf{X})^{-1}\mathbf{X}^\top)\mathbf{y}$.

8.4.3 Bayesian Variable Selection

We previously introduce variable selection by F -test in Section 4.3 (p. 74). An alternative way can be achieved by Bayesian variable selection.

The Model

Suppose $\mathbf{z} = [z_1, z_2, \dots, z_p] \in \mathbb{R}^p$ is a mask vector such that $z_j \in \{0, 1\}$ for all $j \in \{1, 2, \dots, p\}$. For each variable β_j in $\boldsymbol{\beta}$, we set $\beta_j = z_j \times b_j$ where b_j can be understood as the original variable, and β_j is the final variable. That is $\boldsymbol{\beta} = \mathbf{z} \odot \mathbf{b}$ where \odot is the Hadamard product. Then the model can be expressed as

$$\mathbf{y} = \mathbf{X}\boldsymbol{\beta} + \boldsymbol{\epsilon} = \mathbf{X}(\mathbf{z} \odot \mathbf{b}) + \boldsymbol{\epsilon},$$

where $\boldsymbol{\epsilon} \sim \mathcal{N}(\mathbf{0}, \sigma^2\mathbf{I})$. Bayesian variable selection can be understood as obtaining a posterior distribution for the mask vector \mathbf{z} . By Bayes' theorem, we obtain the posterior distribution

by

$$p(\mathbf{z}|\mathbf{y}, \mathbf{X}) \propto p(\mathbf{z})p(\mathbf{y}|\mathbf{X}, \mathbf{z}).$$

Alternatively, the ratio of two models $\mathbf{z}_a, \mathbf{z}_b$ is

$$\begin{aligned} \text{odds}(\mathbf{z}_a, \mathbf{z}_b|\mathbf{y}, \mathbf{X}) &= \frac{p(\mathbf{z}_a|\mathbf{y}, \mathbf{X})}{p(\mathbf{z}_b|\mathbf{y}, \mathbf{X})} = \frac{p(\mathbf{z}_a)}{p(\mathbf{z}_b)} \times \frac{p(\mathbf{y}|\mathbf{X}, \mathbf{z}_a)}{p(\mathbf{y}|\mathbf{X}, \mathbf{z}_b)} \\ \text{posterior odds} &= \text{prior odds} \times \text{Bayes factor} \end{aligned}$$

where the Bayes factor can be understood as how much the data favor the model \mathbf{z}_a over the model \mathbf{z}_b .

Derivation of the Bayes Factor

Write out the Bayes factor by

$$\begin{aligned} p(\mathbf{y}|\mathbf{X}, \mathbf{z}) &= \int \int p(\mathbf{y}, \beta, \sigma^2|\mathbf{X}, \mathbf{z}) d\beta d\sigma^2 \\ &= \int \left(\int p(\mathbf{y}, \beta, |\mathbf{X}, \mathbf{z}, \sigma^2) d\beta \right) p(\sigma^2) d\sigma^2 \\ &= \int p(\mathbf{y}|\mathbf{X}, \sigma^2, \mathbf{z}) p(\sigma^2) d\sigma^2, \end{aligned}$$

where $p(\mathbf{y}|\mathbf{X}, \sigma^2, \mathbf{z}) = (\int p(\mathbf{y}, \beta, |\mathbf{X}, \mathbf{z}, \sigma^2) d\beta)$ can be obtained from Equation (8.4) (under Zeller's g -prior) by substituting \mathbf{X} by \mathbf{X}_z where we remove the variable i if $z_i=0$.

We realize that $\gamma = \frac{1}{\sigma^2}$ and

$$p(\sigma^2) = p(\gamma|a_0, b_0) = \frac{b_0^{a_0}}{\Gamma(a_0)} \gamma^{a_0-1} \exp(-b_0\gamma).$$

Then,

$$\begin{aligned} p(\mathbf{y}|\mathbf{X}, \sigma^2, \mathbf{z}) p(\sigma^2) &= \frac{1}{(2\pi\sigma^2)^{n/2}} \frac{1}{(g+1)^{p_z/2}} \exp\left(-\frac{r_z}{2\sigma^2}\right) \cdot \frac{b_0^{a_0}}{\Gamma(a_0)} \gamma^{a_0-1} \exp(-b_0\gamma) \\ &= \frac{1}{(2\pi)^{n/2}} \frac{1}{(g+1)^{p_z/2}} \frac{b_0^{a_0}}{\Gamma(a_0)} \gamma^{a_0+n/2-1} \exp\left(-(b_0 + \frac{r_z}{2})\gamma\right) \\ &= \frac{1}{(2\pi)^{n/2}} \frac{1}{(g+1)^{p_z/2}} \frac{b_0^{a_0}}{\Gamma(a_0)} \frac{\Gamma(a_n)}{b_n^{a_n}} \cdot \frac{b_n^{a_n}}{\Gamma(a_n)} \gamma^{a_n-1} \exp(-b_n\gamma) \\ &= \frac{1}{(2\pi)^{n/2}} \frac{1}{(g+1)^{p_z/2}} \frac{b_0^{a_0}}{\Gamma(a_0)} \frac{\Gamma(a_n)}{b_n^{a_n}} \cdot \text{Gamma}(\gamma|a_n, b_n), \end{aligned}$$

where $r_z = \mathbf{y}^\top \mathbf{y} - \mathbf{y}^\top (\frac{g}{g+1} \mathbf{X}_z (\mathbf{X}_z^\top \mathbf{X}_z)^{-1} \mathbf{X}_z^\top) \mathbf{y}$, p_z is the number of 1's in \mathbf{z} , $a_n = a_0 + n/2$, $b_n = b_0 + \frac{r_z}{2}$, and $\text{Gamma}(\gamma|a_n, b_n)$ is the probability density function of Gamma distribution w.r.t. γ with parameters a_n, b_n . Since γ only appears in the last term $\text{Gamma}(\gamma|a_n, b_n)$ which integrates to 1, we have

$$p(\mathbf{y}|\mathbf{X}, \mathbf{z}) = \frac{1}{(2\pi)^{n/2}} \frac{1}{(g+1)^{p_z/2}} \frac{b_0^{a_0}}{\Gamma(a_0)} \frac{\Gamma(a_n)}{b_n^{a_n}}.$$

Same Prior Hyperparameters

Similarly, under models \mathbf{z}_a and \mathbf{z}_b where we assume the same parameters of a_0 and b_0 in the two models, we have

$$\frac{p(\mathbf{y}|\mathbf{X}, \mathbf{z}_a)}{p(\mathbf{y}|\mathbf{X}, \mathbf{z}_b)} = \frac{(g+1)^{p_{z_b}/2}}{(g+1)^{p_{z_a}/2}} \left(\frac{2b_0 + r_{z_b}}{2b_0 + r_{z_a}} \right)^{a_0 + \frac{n}{2}},$$

where p_{z_a} is the number of variables selected in the model \mathbf{z}_a , and p_{z_b} is the number of variables selected in the model \mathbf{z}_b .

Different Prior Hyperparameters

We have previously mentioned that

1. $2a_0$ is the prior sample size for the noise $\sigma^2 = \frac{1}{\gamma}$.
2. $\frac{2b_0}{a_0}$ is the prior variance of the noise.

Suppose now, given the two models \mathbf{z}_a and \mathbf{z}_b , we assume $2a_0 = 1$ for both of the models (i.e., prior sample sizes for the noise are both 1), and set the $\frac{2b_0}{a_0}$ to be the estimated residual variance under the least squares estimate for each model, say maximum likelihood estimators $\hat{\sigma}_{z_a}^2 = \frac{1}{n} \|\mathbf{y} - \mathbf{X}_{z_a} \hat{\boldsymbol{\beta}}_{z_a}\|^2$ and $\hat{\sigma}_{z_b}^2 = \frac{1}{n} \|\mathbf{y} - \mathbf{X}_{z_b} \hat{\boldsymbol{\beta}}_{z_b}\|^2$ (which are biased estimators for σ^2 , see Section 2.2, p. 50). Or we could choose the unbiased estimators which are divided by $n - p_{z_a}$ and $n - p_{z_b}$ respectively rather than divided by n (see Section 3.4, p. 56). Then, we have

$$\frac{p(\mathbf{y}|\mathbf{X}, \mathbf{z}_a)}{p(\mathbf{y}|\mathbf{X}, \mathbf{z}_b)} = \frac{(g+1)^{p_{z_b}/2}}{(g+1)^{p_{z_a}/2}} \left(\frac{\hat{\sigma}_{z_a}^2}{\hat{\sigma}_{z_b}^2} \right)^{\frac{1}{2}} \left(\frac{\hat{\sigma}_{z_b}^2 + r_{z_b}}{\hat{\sigma}_{z_a}^2 + r_{z_a}} \right)^{\frac{n+1}{2}}. \quad (8.5)$$

Notice that the ratio of the marginal probabilities is essentially **a balance between the model complexity and goodness of fit**:

- A larger value of p_{z_b} means the model \mathbf{z}_b has more selected variables (more complexity) which will make the ratio larger and penalize model \mathbf{z}_b .
- However, a more complex model will make r_{z_b} smaller which in turn will make the ratio smaller and penalize model \mathbf{z}_a .

Gibbs Sampler

Given a current value $\mathbf{z} = [z_1, z_2, \dots, z_p]^\top$, a new value of the j -th variable z_j is generated by sampling from $p(z_j|\mathbf{y}, \mathbf{X}, \mathbf{z}_{-j})$ where \mathbf{z}_{-j} refers to the values of \mathbf{z} except the j -th element z_j . Specifically, we define the *intermediate parameter*²

$$o_j = \frac{p(z_j = 1|\mathbf{y}, \mathbf{X}, \mathbf{z}_{-j})}{p(z_j = 0|\mathbf{y}, \mathbf{X}, \mathbf{z}_{-j})} = \frac{p(z_j = 1)}{p(z_j = 0)} \times \frac{p(\mathbf{y}|\mathbf{X}, \mathbf{z}_{-j}, z_j = 1)}{p(\mathbf{y}|\mathbf{X}, \mathbf{z}_{-j}, z_j = 0)},$$

2. This intermediate parameter is quite useful in other contexts, e.g., Bayesian inference for interpolative decomposition (Lu, 2022,).

where the last term can be obtained by Equation (8.5). Trivially, we can set $p(z_j = 1) = p(z_j = 0) = 0.5$. Then, using the intermediate parameter, the full conditional probability of z_j being equal to 1 can be obtained by

$$p(z_j = 1 | \mathbf{y}, \mathbf{X}, \mathbf{z}_{-j}) = \frac{o_j}{1 + o_j}. \quad (8.6)$$

Therefore, given the value of $\mathbf{z}^{(k)}$ in k -th step, we can generate $\{\mathbf{z}^{(k+1)}, \gamma^{(k+1)}, \beta^{(k+1)}\}$ by the following steps:

0. Set initial values to β , $\gamma = \frac{1}{\sigma^2}$, and \mathbf{z} if $k=1$;
1. Update \mathbf{z} : For $j \in \{1, 2, \dots, p\}$ in random order, replace z_j with a sample from $p(z_j = 1 | \mathbf{y}, \mathbf{X}, \mathbf{z}_{-j})$ (Equation (8.6));
1. Update β : $\beta | \mathbf{y}, \mathbf{X}, \gamma, \mathbf{z} \sim \mathcal{N}(\beta_2, \Sigma_2)$, where $\Sigma_2 = \frac{g\sigma^2}{g+1}(\mathbf{X}_z^\top \mathbf{X}_z)^{-1}$ and $\beta_2 = \frac{g}{g+1}(\mathbf{X}_z^\top \mathbf{X}_z)^{-1}(\mathbf{X}_z^\top \mathbf{y})$ (Equation (8.4), p. 116);
2. Update γ : $\gamma | \mathbf{y}, \mathbf{X}, \beta, \mathbf{z} \sim \text{Gamma}(a_0 + \frac{n}{2}, [b_0 + \frac{1}{2}||\mathbf{y} - \mathbf{X}_z\beta_z||^2])$ (Equation (8.1), p. 115).

8.5. Bayesian Linear Model: Full Conjugate Prior

To derive the full conjugate algorithm for the linear model, we place an inverse-gamma prior over the variance parameter instead. Putting a gamma prior over the inverse variance is equivalent to putting an inverse-gamma prior on the variance.

Definition 8.4 (Inverse-Gamma Distribution) A random variable Y is said to follow the inverse-gamma distribution with parameters $r > 0$ and $\lambda > 0$ if

$$f(y; r, \lambda) = \begin{cases} \frac{\lambda^r}{\Gamma(r)} y^{-r-1} \exp(-\frac{\lambda}{y}), & \text{if } y > 0. \\ 0, & \text{if } y \leq 0, \end{cases}$$

where again $\Gamma(\cdot)$ is the gamma function (Definition 3.1, p. 57). And it is denoted by $Y \sim \text{Inverse-Gamma}(r, \lambda)$. The mean and variance of inverse-gamma distribution are given by

$$\mathbb{E}[Y] = \begin{cases} \frac{\lambda}{r-1}, & \text{if } r \geq 1. \\ \infty, & \text{if } 0 < r < 1. \end{cases} \quad \text{Var}[Y] = \begin{cases} \frac{\lambda^2}{(r-1)^2(r-2)}, & \text{if } r \geq 2. \\ \infty, & \text{if } 0 < r < 2. \end{cases}$$

Figure 8.4 compares different parameters for gamma distribution and inverse-gamma distribution.

Note that the inverse-gamma density is not simply the gamma density with x replaced by $\frac{1}{y}$. There is an additional factor of y^{-2} from the Jacobian in the change-of-variables formula. ³

3. Which is from the Jacobian in the change-of-variables formula. A short proof is provided here. Let $y = \frac{1}{x}$ where $y \sim \text{Inverse-Gamma}(r, \lambda)$ and $x \sim \text{Gamma}(r, \lambda)$. Then, $f(y)|dy| = f(x)|dx|$ which results in $f(y) = f(x)|\frac{dx}{dy}| = f(x)x^2 \stackrel{y=\frac{1}{x}}{=} \frac{\lambda^r}{\Gamma(r)} y^{-r-1} \exp(-\frac{\lambda}{y})$ for $y > 0$.

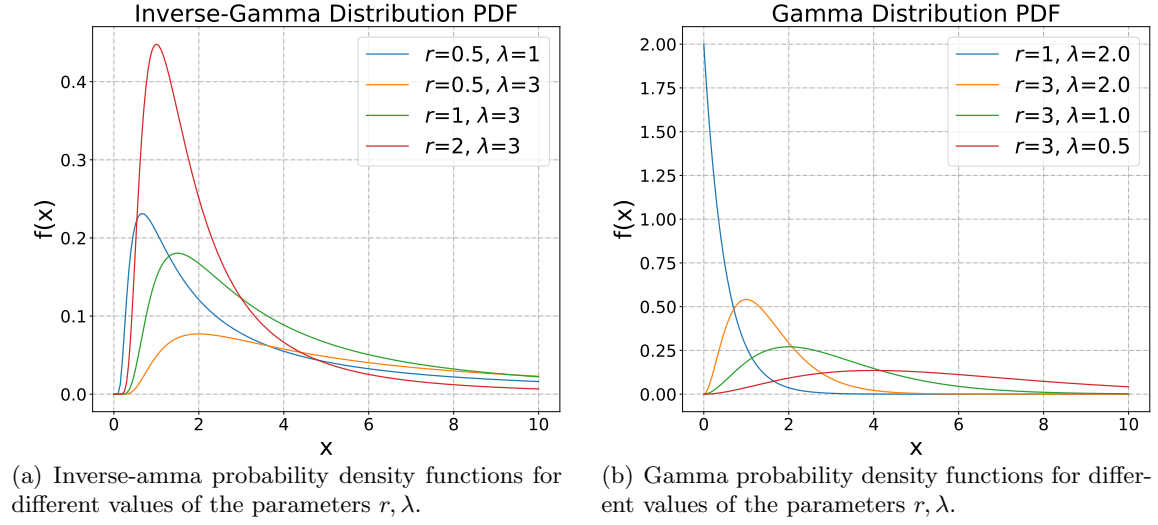


Figure 8.4: Comparison between the inverse-gamma distribution and gamma distribution (Definition 8.3, p. 112).

Same setting as the semiconjugate prior distribution in Section 8.4 (p. 112). We have the likelihood function:

$$\text{likelihood} = \mathbf{y} | \mathbf{X}, \boldsymbol{\beta}, \sigma^2 \sim \mathcal{N}(\mathbf{X}\boldsymbol{\beta}, \sigma^2 \mathbf{I}),$$

which is the same as the likelihood density in the zero-mean model (Section 8.3, p. 110) and the semiconjugate model (Section 8.4, p. 112). But now we specify a Gaussian prior (with unfixed covariance matrix) over the weight parameter, and an inverse-gamma density over the variance parameter by

$$\begin{aligned} \text{prior} : \boldsymbol{\beta} | \sigma^2 &\sim \mathcal{N}(\boldsymbol{\beta}_0, \sigma^2 \boldsymbol{\Sigma}_0) \\ \sigma^2 &\sim \text{Inverse-Gamma}(a_0, b_0), \end{aligned}$$

where again we differentiate from previous descriptions by blue text. Note we place an inverse-gamma density over the variance parameter in the full conjugate model instead of a gamma density over the precision (inverse variance) parameter in the semiconjugate case. However, it is demonstrable that the two circumstances are identical (via the Jacobian in the change-of-variables formula).

Equivalently, we can formulate the prior into one which is called the normal-inverse-gamma (NIG) distribution:

$$\begin{aligned} \text{prior} : \boldsymbol{\beta}, \sigma^2 &\sim \text{NIG}(\boldsymbol{\beta}_0, \boldsymbol{\Sigma}_0, a_0, b_0) \\ &= \mathcal{N}(\boldsymbol{\beta}_0, \sigma^2 \boldsymbol{\Sigma}_0) \cdot \text{Inverse-Gamma}(a_0, b_0). \end{aligned}$$

Again by applying the Bayes' theorem "posterior \propto likelihood \times prior", we obtain the posterior

$$\begin{aligned}
\text{posterior} &= p(\boldsymbol{\beta}, \sigma^2 | \mathbf{y}, \mathbf{X}) \\
&\propto p(\mathbf{y} | \mathbf{X}, \boldsymbol{\beta}, \sigma^2) p(\boldsymbol{\beta}, \sigma^2 | \boldsymbol{\beta}_0, \boldsymbol{\Sigma}_0, a_0, b_0) \\
&= \frac{1}{(2\pi\sigma^2)^{n/2}} \exp \left\{ -\frac{1}{2\sigma^2} (\mathbf{y} - \mathbf{X}\boldsymbol{\beta})^\top (\mathbf{y} - \mathbf{X}\boldsymbol{\beta}) \right\} \\
&\quad \times \frac{1}{(2\pi\sigma^2)^{p/2} |\boldsymbol{\Sigma}_0|^{1/2}} \exp \left\{ -\frac{1}{2\sigma^2} (\boldsymbol{\beta} - \boldsymbol{\beta}_0)^\top \boldsymbol{\Sigma}_0^{-1} (\boldsymbol{\beta} - \boldsymbol{\beta}_0) \right\} \\
&\quad \times \frac{b_0^{a_0}}{\Gamma(a_0)} \frac{1}{(\sigma^2)^{a_0+1}} \exp \left\{ -\frac{b_0}{\sigma^2} \right\} \\
&\propto \frac{1}{(2\pi\sigma^2)^{p/2}} \exp \left\{ \frac{1}{2\sigma^2} (\boldsymbol{\beta} - \boldsymbol{\beta}_3)^\top \boldsymbol{\Sigma}_3^{-1} (\boldsymbol{\beta} - \boldsymbol{\beta}_3) \right\} \\
&\quad \times \frac{1}{(\sigma^2)^{a_0 + \frac{n}{2} + 1}} \exp \left\{ -\frac{1}{\sigma^2} \left[b_0 + \frac{1}{2} (\mathbf{y}^\top \mathbf{y} + \boldsymbol{\beta}_0^\top \boldsymbol{\Sigma}_0^{-1} \boldsymbol{\beta}_0 - \boldsymbol{\beta}_3^\top \boldsymbol{\Sigma}_3^{-1} \boldsymbol{\beta}_3) \right] \right\},
\end{aligned}$$

where $\boldsymbol{\Sigma}_3 = (\mathbf{X}^\top \mathbf{X} + \boldsymbol{\Sigma}_0^{-1})^{-1}$ and

$$\boldsymbol{\beta}_3 = \boldsymbol{\Sigma}_3 (\mathbf{X}^\top \mathbf{y} + \boldsymbol{\Sigma}_0^{-1} \boldsymbol{\beta}_0) = (\mathbf{X}^\top \mathbf{X} + \boldsymbol{\Sigma}_0^{-1})^{-1} (\boldsymbol{\Sigma}_0^{-1} \boldsymbol{\beta}_0 + \mathbf{X}^\top \mathbf{y}).$$

Let $a_n = a_0 + \frac{n}{2} + 1$ and $b_n = b_0 + \frac{1}{2} (\mathbf{y}^\top \mathbf{y} + \boldsymbol{\beta}_0^\top \boldsymbol{\Sigma}_0^{-1} \boldsymbol{\beta}_0 - \boldsymbol{\beta}_3^\top \boldsymbol{\Sigma}_3^{-1} \boldsymbol{\beta}_3)$. The posterior admits conjugacy and is a NIG distribution:

$$\text{posterior} = \boldsymbol{\beta}, \sigma^2 | \mathbf{y}, \mathbf{X} \sim NIG(\boldsymbol{\beta}_3, \boldsymbol{\Sigma}_3, a_n, b_n).$$

Connection to Zero-Mean Prior and Semiconjugate Prior

1. $\boldsymbol{\Sigma}_0$ here is a fixed hyperparameter.
2. If we assume further \mathbf{X} has full rank, when $\boldsymbol{\Sigma}_0^{-1} \rightarrow \mathbf{0}$, $\boldsymbol{\beta}_3 \rightarrow \hat{\boldsymbol{\beta}} = (\mathbf{X}^\top \mathbf{X})^{-1} \mathbf{X}^\top \mathbf{y}$ which is the OLS estimator.
3. When $b_0 \rightarrow \infty$, then $\sigma^2 \rightarrow \infty$ and $\boldsymbol{\beta}_3$ is approximately $\boldsymbol{\beta}_0$, the prior expectation of parameter. Compared to $\boldsymbol{\beta}_2$ in Section 8.4 (p. 112), $\sigma^2 \rightarrow \infty$ will make $\boldsymbol{\beta}_2$ approach to $\boldsymbol{\beta}_0$ where σ^2 is a fixed hyperparameter.
4. **Weighted average:** we reformulate

$$\begin{aligned}
\boldsymbol{\beta}_3 &= (\mathbf{X}^\top \mathbf{X} + \boldsymbol{\Sigma}_0^{-1})^{-1} (\boldsymbol{\Sigma}_0^{-1} \boldsymbol{\beta}_0 + \mathbf{X}^\top \mathbf{y}) \\
&= (\mathbf{X}^\top \mathbf{X} + \boldsymbol{\Sigma}_0^{-1})^{-1} \boldsymbol{\Sigma}_0^{-1} \boldsymbol{\beta}_0 + (\mathbf{X}^\top \mathbf{X} + \boldsymbol{\Sigma}_0^{-1})^{-1} (\mathbf{X}^\top \mathbf{X}) (\mathbf{X}^\top \mathbf{X})^{-1} \mathbf{X}^\top \mathbf{y} \\
&= (\mathbf{I} - \mathbf{C}) \boldsymbol{\beta}_0 + \mathbf{C} \hat{\boldsymbol{\beta}},
\end{aligned}$$

where $\hat{\boldsymbol{\beta}} = (\mathbf{X}^\top \mathbf{X})^{-1} \mathbf{X}^\top \mathbf{y}$ is the OLS estimator of $\boldsymbol{\beta}$ and $\mathbf{C} = (\mathbf{X}^\top \mathbf{X} + \boldsymbol{\Sigma}_0^{-1})^{-1} (\mathbf{X}^\top \mathbf{X})$. We see that the posterior mean of $\boldsymbol{\beta}$ is a weighted average of the prior mean and the OLS estimator of $\boldsymbol{\beta}$. Thus, if we set $\boldsymbol{\beta}_0 = \hat{\boldsymbol{\beta}}$, the posterior mean of $\boldsymbol{\beta}$ will be exactly $\hat{\boldsymbol{\beta}}$.

5. From $a_n = a_0 + \frac{n}{2} + 1$, we realize that $2a_0$ is the prior sample size for σ^2 .

6. $\Sigma_3^{-1} = \mathbf{X}^\top \mathbf{X} + \Sigma_0^{-1}$: The posterior inverse covariance is equal to $\mathbf{X}^\top \mathbf{X} +$ prior inverse covariance.

Beyond Bayesian Approach: Gaussian Process Regression

Contents

9.1	Beyond Bayesian Approach: Gaussian Process Regression . . .	125
9.2	Predictive Distribution of Bayesian Linear Model with Zero-Mean Prior	125
9.3	Kernels In A Nutshell	126
9.4	Gaussian Process from Zero-Mean Prior	128
9.4.1	Noise-Free Observations	128
9.4.2	Noisy Observations	130
9.4.3	Further Extension, Generalized Gaussian Process	130
9.5	Limitations of Gaussian Process from Non Zero-Mean Prior* .	133

9.1. Beyond Bayesian Approach: Gaussian Process Regression

In some textbooks or college courses, people talk about the Gaussian process without any introduction to the Bayesian linear model. This is quite confusing. We will discover that the Bayesian linear model with zero-mean prior is where the Gaussian process regression genuinely "arises."

9.2. Predictive Distribution of Bayesian Linear Model with Zero-Mean Prior

Following from Bayesian linear model with zero mean in Section 8.3 (p. 110). The predictive distribution $g_* = g_*(\mathbf{x}_*)$ for a new data point \mathbf{x}_* is again a Gaussian distribution

$$\begin{aligned} p(g_*|\mathbf{x}_*\mathbf{X}, \mathbf{y}, \sigma^2) &= \int p(g_*|\mathbf{x}_*, \boldsymbol{\beta})p(\boldsymbol{\beta}|\mathbf{X}, \mathbf{y}, \sigma^2)d\boldsymbol{\beta} \\ &= \mathcal{N}\left(\frac{1}{\sigma^2}\mathbf{x}_*^\top \boldsymbol{\Sigma}_1 \mathbf{X}^\top \mathbf{y}, \mathbf{x}_*^\top \boldsymbol{\Sigma}_1 \mathbf{x}_*\right) \\ &= \mathcal{N}(\mathbf{x}_*^\top \boldsymbol{\beta}_1, \mathbf{x}_*^\top \boldsymbol{\Sigma}_1 \mathbf{x}_*), \end{aligned} \tag{9.1}$$

where the mean of the predictive distribution is the posterior mean of weight parameter (i.e., $\boldsymbol{\beta}_1$) multiplied by the new input. And the predictive variance is a quadratic form of the new input indicating that the **predictive uncertainties** grow with the magnitude of the new input.

However, this Bayesian linear model suffers from limited expressiveness. One solution to overcome this issue is to use a set of basis functions and transfer from the p -dimensional space to higher dimensional space, say q -dimensional space: $\mathbf{x} \in \mathbb{R}^p \rightarrow \boldsymbol{\phi}(\mathbf{x}) \in \mathbb{R}^q$ and $\mathbf{X} \rightarrow \boldsymbol{\Phi}(\mathbf{X}) \in \mathbb{R}^{n \times q}$. But another issue arises that the computation grows quadratically, e.g., $\mathcal{O}(p^2 + p) \rightarrow \mathcal{O}(q^2 + q)$ for the computation of predictive variance.

Remark 9.1 (Kernel Trick) *Kernel trick could help reduce computational complexity in high dimensional space. The key point to use kernel trick is to make sure that the input space only involves dot products.*

Example 9.2.1 (Kernel Trick)

1. The computation of $\boldsymbol{\phi}(\mathbf{x}_*)^\top \boldsymbol{\Phi}(\mathbf{X})^\top = \mathbf{z} \in \mathbb{R}^{1 \times n}$ only has the dot product from the input space. So we could use kernel trick to do the computation. And each $z_i = k(\mathbf{x}_*, \mathbf{x}_i)$ where $k(\cdot, \cdot)$ is a kernel function. The computation of kernel function is potentially less than $\mathcal{O}(q)$.
2. The computation of $\mathbf{y}^\top \boldsymbol{\Phi}(\mathbf{X})$ has dot product between the input space and output space. So it cannot be reduced to kernel form.

Having this in mind, if we can reduce the computation of Equation (9.1) involving input space to having only dot products, we could apply the kernel trick.

Transfer the parameters in Equation (9.1) into high dimensional space. By transforming from $\{\mathbf{x}, \mathbf{X}\}$ in x -space $\in \mathbb{R}^p$ into $\{\boldsymbol{\phi}, \boldsymbol{\Phi}\}$ in z -space $\in \mathbb{R}^q$, we obtain the predictive

distribution in the **z -space form**:

z -Space Form :

$$\begin{aligned} g_* | \mathbf{x}_* \mathbf{X}, \mathbf{y}, \sigma^2 &\sim \mathcal{N}(\phi(\mathbf{x}_*)^\top \beta_1, \phi(\mathbf{x}_*)^\top \Sigma_1 \phi(\mathbf{x}_*)) \\ &= \mathcal{N}\left(\phi(\mathbf{x}_*)^\top \left(\frac{1}{\sigma^2} \Phi^\top \Phi + \Sigma_0^{-1}\right)^{-1} \left(\frac{1}{\sigma^2} \Phi^\top \mathbf{y}\right), \phi(\mathbf{x}_*)^\top \Sigma_1 \phi(\mathbf{x}_*)\right), \end{aligned}$$

where $\Sigma_1 = \left(\frac{1}{\sigma^2} \Phi^\top \Phi + \Sigma_0^{-1}\right)^{-1}$. Let $\mathbf{K} = \Phi \Sigma_0 \Phi^\top$ and $\phi_* = \phi(\mathbf{x}_*)$, we have

$$\frac{1}{\sigma^2} \Phi^\top (\mathbf{K} + \sigma^2 \mathbf{I}) = \frac{1}{\sigma^2} \Phi^\top (\Phi \Sigma_0 \Phi^\top + \sigma^2 \mathbf{I}) = \Sigma_1^{-1} \Sigma_0 \Phi^\top, \quad (9.2)$$

where we use the fact that $\mathbf{A} \mathbf{B} \mathbf{A} + \mathbf{A} = \mathbf{A}(\mathbf{B} \mathbf{A} + \mathbf{I}) = (\mathbf{A} \mathbf{B} + \mathbf{I}) \mathbf{A}$. Note that we do not differentiate the notations of Σ_0, Σ_1 in x and z -spaces. But only differentiate the notation of \mathbf{X} and Φ in x and z -spaces respectively. Then by multiplying Equation (9.2) by Σ_1 from left and $(\mathbf{K} + \sigma^2 \mathbf{I})^{-1}$ from right, we transform the predictive prediction into inner product form:

Inner Product Form :

$$\begin{aligned} g_* | \mathbf{x}_* \mathbf{X}, \mathbf{y}, \sigma^2 &\sim \mathcal{N}(\phi_*^\top \Sigma_0 \Phi^\top (\mathbf{K} + \sigma^2 \mathbf{I})^{-1} \mathbf{y}, \\ &\quad \phi_*^\top \Sigma_0 \phi_* - \phi_*^\top \Sigma_0 \Phi^\top (\mathbf{K} + \sigma^2 \mathbf{I})^{-1} \Phi \Sigma_0 \phi_*), \end{aligned}$$

where the input space only has the forms $\phi_*^\top \Sigma_0 \phi_*$, $\phi_*^\top \Sigma_0 \Phi^\top$, $\Phi \Sigma_0 \Phi$. So we meet the kernel trick requirement.

Define the kernel variables: $K(\mathbf{x}_*, \mathbf{x}_*) = \phi_*^\top \Sigma_0 \phi_*$, $K(\mathbf{x}_*, \mathbf{X}) = \phi_*^\top \Sigma_0 \Phi^\top$, $K(\mathbf{X}, \mathbf{X}) = \Phi \Sigma_0 \Phi^\top$. Then we transform the predictive distribution into the kernel form:

Kernel Form :

$$\begin{aligned} g_* | \mathbf{x}_* \mathbf{X}, \mathbf{y}, \sigma^2 &\sim \mathcal{N}(K(\mathbf{x}_*, \mathbf{X})(K(\mathbf{X}, \mathbf{X}) + \sigma^2 \mathbf{I})^{-1} \mathbf{y}, \\ &\quad K(\mathbf{x}_*, \mathbf{x}_*) - K(\mathbf{x}_*, \mathbf{X})(K(\mathbf{X}, \mathbf{X}) + \sigma^2 \mathbf{I})^{-1} K(\mathbf{X}, \mathbf{x}_*)). \end{aligned} \quad (9.3)$$

9.3. Kernels In A Nutshell

Kernel with basis functions transforms $\mathbf{x} \in \mathbb{R}^p \rightarrow \phi(\mathbf{x}) \in \mathbb{R}^q$. Thus the inner product in the p -dimensional space $\mathbf{x}^\top \mathbf{x}'$ is transformed into the inner product in the q -dimensional space $k(\mathbf{x}, \mathbf{x}') = \phi(\mathbf{x})^\top \phi(\mathbf{x}')$. Then the kernel matrix $K(\mathbf{X}, \mathbf{X})$ has the following properties

1. K should be symmetric, i.e., $k(\mathbf{x}, \mathbf{x}') = k(\mathbf{x}', \mathbf{x})$.
2. The kernel matrix K is positive semi-definite (PSD).

Proof [of Kernel Matrix K is PSD] Let $K_{ij} = k(\mathbf{x}_i, \mathbf{x}_j)$, $\forall i, j \in \{1, 2, \dots, n\}$. And for any vector \mathbf{t} , we have

$$\begin{aligned} \mathbf{t}^\top K \mathbf{t} &= \sum_{i,j=1}^n t_i t_j K_{ij} \\ &= \sum_{i,j=1}^n t_i t_j \phi(\mathbf{x}_i)^\top \phi(\mathbf{x}_j) \\ &= \left(\sum_{i=1}^n t_i \phi(\mathbf{x}_i) \right)^\top \left(\sum_{j=1}^n t_j \phi(\mathbf{x}_j) \right) \\ &= \left\| \sum_{i=1}^n t_i \phi(\mathbf{x}_i) \right\|^2 \geq 0. \end{aligned}$$

This completes the proof. ■

We may find $k(\mathbf{x}, \mathbf{x}')$ can be any function related to \mathbf{x}, \mathbf{x}' at a first glance. But from this PSD property of the kernel matrix, this function is restricted to a small part in order to make the $k(\mathbf{x}, \mathbf{x}')$ to be an inner-product form implicitly in q -dimensional space.

Kernels That are Usually Used

Remark 9.2 (Some Specific Kernels)

1. *Linear Kernel*: $k(\mathbf{x}, \mathbf{x}') = \mathbf{x}^\top \mathbf{x}'$.
2. *Polynomial Kernel*: $k(\mathbf{x}, \mathbf{x}') = (\eta + \gamma \mathbf{x}^\top \mathbf{x}')^Q$ with $\gamma > 0, \eta \geq 0$.
3. *Gaussian Kernel*: $k(\mathbf{x}, \mathbf{x}') = \exp(-\gamma \|\mathbf{x} - \mathbf{x}'\|^2)$. We here prove that Gaussian kernel is of infinite-dimensional transformation. Without loss of generality, let $\gamma = 1$, then,

$$\begin{aligned} k(\mathbf{x}, \mathbf{x}') &= \exp(-\|\mathbf{x} - \mathbf{x}'\|^2) \\ &= \exp(-\mathbf{x}^\top \mathbf{x}) \exp(-\mathbf{x}'^\top \mathbf{x}') \exp(2\mathbf{x}^\top \mathbf{x}') \\ &\stackrel{\text{Taylor expansion}}{=} \exp(-\mathbf{x}^\top \mathbf{x}) \exp(-\mathbf{x}'^\top \mathbf{x}') \exp\left(\sum_{i=0}^{\infty} \frac{(2\mathbf{x}^\top \mathbf{x}')^i}{i!}\right) \\ &= \sum_{i=0}^{\infty} \left(\exp(-\mathbf{x}^\top \mathbf{x}) \exp(-\mathbf{x}'^\top \mathbf{x}') \sqrt{\frac{2^i}{i!}} \sqrt{\frac{2^i}{i!}} (\mathbf{x})^i \cdot (\mathbf{x}')^i \right) \\ &= \sum_{i=0}^{\infty} \left(\exp(-\mathbf{x}^\top \mathbf{x}) \sqrt{\frac{2^i}{i!}} (\mathbf{x})^i \cdot \exp(-\mathbf{x}'^\top \mathbf{x}') \sqrt{\frac{2^i}{i!}} (\mathbf{x}')^i \right) \\ &= \phi(\mathbf{x})^\top \phi(\mathbf{x}'), \end{aligned}$$

where $\phi(\mathbf{x}) = \sum_{i=0}^{\infty} \exp(-\mathbf{x}^\top \mathbf{x}) \sqrt{\frac{2^i}{i!}} (\mathbf{x})^i$, which is a sum of 1-dimensional input to infinite-dimensional input. Similarly, we can get the infinite-dimensional transformation of Gaussian kernel when $\gamma \neq 1$.

4. *Other Valid Kernels: A big advantage of using kernels is that we do not need to specify $\phi(\mathbf{x})$ explicitly, since we can work directly with K .*

9.4. Gaussian Process from Zero-Mean Prior

We use Gaussian processes (GPs) to describe a distribution over functions. Gaussian processes are natural generalizations of multivariate Gaussian random variables to infinite (countably or continuous) index sets. Formally we define Gaussian processes as follows:

Definition 9.1 (Gaussian Process) *A Gaussian process is a collection of random variables, any finite number of which have a joint Gaussian distribution. The definition does not exclude Gaussian processes with finite index sets which would be simply Gaussian distributions.*

9.4.1 Noise-Free Observations

Following the Bayesian linear model with zero-mean prior in Section 8.3 (p. 110), we assume zero-mean prior $\beta \sim \mathcal{N}(\mathbf{0}, \Sigma_0)$ and define $g(\mathbf{x}) = \phi(\mathbf{x})^\top \beta$ for each input observation \mathbf{x} . Then the mean and covariance for the prior output are:

$$\begin{aligned} \mathbb{E}[g(\mathbf{x})] &= \phi(\mathbf{x})^\top \mathbb{E}[\beta] = 0, \\ \mathbb{E}[g(\mathbf{x})g(\mathbf{x}')] &= \phi(\mathbf{x})^\top \mathbb{E}[\beta\beta^\top] \phi(\mathbf{x}') = \phi(\mathbf{x})^\top \Sigma_0 \phi(\mathbf{x}'), \end{aligned} \tag{9.4}$$

where the prior covariance matrix is specified manually and we could use a kernel function instead: $k(\mathbf{x}, \mathbf{x}') = \phi(\mathbf{x})^\top \Sigma_0 \phi(\mathbf{x}')$.

Suppose we have the training input design matrix \mathbf{X} , training output vector \mathbf{y} , test input design matrix \mathbf{X}_* , and test output vector \mathbf{g}_* . We obtain the joint distribution of the training outputs \mathbf{y} and the test outputs \mathbf{g}_* by Equation (9.4):

$$\begin{bmatrix} \mathbf{y} \\ \mathbf{g}_* \end{bmatrix} \sim \mathcal{N}\left(\mathbf{0}, \begin{bmatrix} K(\mathbf{X}, \mathbf{X}), & K(\mathbf{X}, \mathbf{X}_*) \\ K(\mathbf{X}_*, \mathbf{X}), & K(\mathbf{X}_*, \mathbf{X}_*) \end{bmatrix}\right).$$

Therefore, we could use Gaussian identities to get the marginal distribution of test outputs \mathbf{g}_* .

Lemma 9.3 (Marginal Distribution of Test Outputs) *Follow from Section 8.3 (p. 110), assume zero-mean prior $\beta \sim \mathcal{N}(\mathbf{0}, \Sigma_0)$ and define $g(\mathbf{x}) = \phi(\mathbf{x})^\top \beta$. Given observed training inputs \mathbf{X} , training outputs \mathbf{y} and test inputs \mathbf{x}_* , the marginal distribution of test outputs \mathbf{g}_* is*

$$\begin{aligned} \mathbf{g}_* | \mathbf{X}_* \mathbf{X}, \mathbf{y} &\sim \mathcal{N}(K(\mathbf{X}_*, \mathbf{X})K(\mathbf{X}, \mathbf{X})^{-1}\mathbf{y}, \\ &\quad K(\mathbf{X}_*, \mathbf{x}_*) - K(\mathbf{X}_*, \mathbf{X})K(\mathbf{X}, \mathbf{X})^{-1}K(\mathbf{X}, \mathbf{x}_*)). \end{aligned}$$

Proof [of Lemma 9.3] Let \mathbf{x} and \mathbf{y} be jointly Gaussian random vectors:

$$\begin{bmatrix} \mathbf{x} \\ \mathbf{y} \end{bmatrix} \sim \mathcal{N} \left(\begin{bmatrix} \mathbf{u}_x \\ \mathbf{u}_y \end{bmatrix}, \begin{bmatrix} \mathbf{A} & \mathbf{C} \\ \mathbf{C}^\top & \mathbf{B} \end{bmatrix} \right).$$

By **Gaussian identity**, the marginal distribution of \mathbf{x} and the conditional distribution of \mathbf{x} given \mathbf{y} are

$$\begin{aligned} \mathbf{x} &\sim \mathcal{N}(\mathbf{u}_x, \mathbf{A}), \\ \mathbf{x}|\mathbf{y} &\sim \mathcal{N}(\mathbf{u}_x + \mathbf{C}\mathbf{B}^{-1}(\mathbf{y} - \mathbf{u}_y), \mathbf{A} - \mathbf{C}\mathbf{B}^{-1}\mathbf{C}^\top) \\ \mathbf{y} &\sim \mathcal{N}(\mathbf{u}_y, \mathbf{B}) \\ \mathbf{y}|\mathbf{x} &\sim \mathcal{N}(\mathbf{u}_y + \mathbf{C}^\top \mathbf{A}^{-1}(\mathbf{x} - \mathbf{u}_x), \mathbf{B} - \mathbf{C}^\top \mathbf{A}^{-1} \mathbf{C}). \end{aligned}$$

Thus,

$$\begin{aligned} \mathbf{g}_*|\mathbf{X}_*\mathbf{X}, \mathbf{y} &\sim \mathcal{N}(K(\mathbf{X}_*, \mathbf{X})K(\mathbf{X}, \mathbf{X})^{-1}\mathbf{y}, \\ &\quad K(\mathbf{X}_*, \mathbf{x}_*) - K(\mathbf{X}_*, \mathbf{X})K(\mathbf{X}, \mathbf{X})^{-1}K(\mathbf{X}, \mathbf{X}_*)), \end{aligned}$$

which completes the proof. ■

The marginal distribution of test outputs \mathbf{g}_* agrees with the kernel form of the Bayesian linear model with zero-mean prior in Equation (9.3) except the noise term and the output are vectors now (i.e., $g_* \rightarrow \mathbf{g}_*$).

What Does a Distribution Over Functions Mean?

When given $k(\mathbf{x}, \mathbf{x}') = \phi(\mathbf{x})^\top \Sigma_0 \phi(\mathbf{x}')$ which implies a zero-mean prior $\beta \sim \mathcal{N}(\mathbf{0}, \Sigma_0)$, we have prior distribution over \mathbf{g}_*

$$\mathbf{g}_* \sim \mathcal{N}(\mathbf{0}, [K(\mathbf{X}_*, \mathbf{X}_*)]).$$

Thus we can sample functions from $p(\mathbf{g}_*|\mathbf{X}_*)$. By sampling functions, we mean the realizations of the output values given the inputs (possibly finite or infinite number of samples) and the distribution of it. And this is the meaning of distribution over functions.

When given observed data \mathbf{y} and \mathbf{X} , we have prior distribution over \mathbf{y}, \mathbf{g}_*

$$\begin{bmatrix} \mathbf{y} \\ \mathbf{g}_* \end{bmatrix} \sim \mathcal{N} \left(\mathbf{0}, \begin{bmatrix} K(\mathbf{X}, \mathbf{X}) & K(\mathbf{X}, \mathbf{X}_*) \\ K(\mathbf{X}_*, \mathbf{X}) & K(\mathbf{X}_*, \mathbf{X}_*) \end{bmatrix} \right).$$

Thus we can compute the posterior by

$$\begin{aligned} \mathbf{g}_*|\mathbf{X}_*\mathbf{X}, \mathbf{y} &\sim \mathcal{N}(K(\mathbf{X}_*, \mathbf{X})K(\mathbf{X}, \mathbf{X})^{-1}\mathbf{y}, \\ &\quad K(\mathbf{X}_*, \mathbf{x}_*) - K(\mathbf{X}_*, \mathbf{X})K(\mathbf{X}, \mathbf{X})^{-1}K(\mathbf{X}, \mathbf{X}_*)), \end{aligned}$$

by which we can sample functions for the posterior distribution of $p(\mathbf{g}_*|\mathbf{X}_*\mathbf{X}, \mathbf{y})$.

9.4.2 Noisy Observations

Following again from Section 8.3 (p. 110)], we assume zero-mean prior $\beta \sim \mathcal{N}(\mathbf{0}, \Sigma_0)$. And we define $g(\mathbf{x}) = \phi(\mathbf{x})^\top \beta + \epsilon$ and $\epsilon \sim \mathcal{N}(0, \sigma^2)$. Then the mean and covariance for the prior output are:

$$\begin{aligned} \mathbb{E}[g(\mathbf{x})] &= \phi(\mathbf{x})^\top \mathbb{E}[\beta] + \mathbb{E}[\epsilon] = \mathbf{0}, \\ \mathbb{E}[g(\mathbf{x})g(\mathbf{x})] &= \phi(\mathbf{x})^\top \mathbb{E}[\beta\beta^\top] \phi(\mathbf{x}) + 2\phi(\mathbf{x})^\top \mathbb{E}[\beta]\mathbb{E}[\epsilon] + \mathbb{E}[\epsilon^2] \\ &= \phi(\mathbf{x})^\top \Sigma_0 \phi(\mathbf{x}) + \sigma^2, \\ \mathbb{E}[g(\mathbf{x})g(\mathbf{x}')] &= \phi(\mathbf{x})^\top \mathbb{E}[\beta\beta^\top] \phi(\mathbf{x}') + \phi(\mathbf{x})^\top \mathbb{E}[\beta]\mathbb{E}[\epsilon] + \phi(\mathbf{x}')^\top \mathbb{E}[\beta]\mathbb{E}[\epsilon] + \mathbb{E}[\epsilon^2] \\ &= \phi(\mathbf{x})^\top \Sigma_0 \phi(\mathbf{x}'). \end{aligned}$$

That is

$$\text{cov}(y_i, y_j) = k(\mathbf{x}_i, \mathbf{x}_j) \delta_{ij},$$

where δ_{ij} is a Kronecker delta which is equal to 1 if and only if when $i = j$ and 0 otherwise. Thus, we obtain the joint distribution of the training outputs \mathbf{y} and the test outputs \mathbf{g}_*

$$\begin{bmatrix} \mathbf{y} \\ \mathbf{g}_* \end{bmatrix} \sim \mathcal{N}\left(\mathbf{0}, \begin{bmatrix} K(\mathbf{X}, \mathbf{X}) + \sigma^2 \mathbf{I} & K(\mathbf{X}, \mathbf{X}_*) \\ K(\mathbf{X}_*, \mathbf{X}) & K(\mathbf{X}_*, \mathbf{X}_*) \end{bmatrix}\right).$$

Similarly, we could use Gaussian identities to get the marginal distribution of test outputs \mathbf{g}_* .

Lemma 9.4 (Marginal Distribution of Test Outputs) *Follow from Section 8.3 (p. 110), assume zero-mean prior $\beta \sim \mathcal{N}(\mathbf{0}, \Sigma_0)$ and define $g(\mathbf{x}) = \phi(\mathbf{x})^\top \beta + \epsilon$ where $\epsilon \sim \mathcal{N}(0, \sigma^2)$. Given observed training inputs \mathbf{X} , training outputs \mathbf{y} and test inputs \mathbf{x}_* , the marginal distribution of test outputs \mathbf{g}_* is*

$$\begin{aligned} \mathbf{g}_*|\mathbf{X}_*\mathbf{X}, \mathbf{y} &\sim \mathcal{N}(K(\mathbf{X}_*, \mathbf{X})(K(\mathbf{X}, \mathbf{X}) + \sigma^2 \mathbf{I})^{-1} \mathbf{y}, \\ &\quad K(\mathbf{X}_*, \mathbf{x}_*) - K(\mathbf{X}_*, \mathbf{X})(K(\mathbf{X}, \mathbf{X}) + \sigma^2 \mathbf{I})^{-1} K(\mathbf{X}, \mathbf{X}_*)). \end{aligned}$$

The marginal distribution of test outputs \mathbf{g}_* agrees with the form of Equation (9.3) except the output is a vector now (i.e., $g_* \rightarrow \mathbf{g}_*$).

9.4.3 Further Extension, Generalized Gaussian Process

From the idea of the generalized linear model in Section 6.1 (p. 86), we could set a different noise variance value for each observation. Suppose the noise covariance matrix now is $\sigma^2 \mathbf{\Lambda}$ where $\mathbf{\Lambda}$ is a diagonal matrix. Then the marginal distribution of test outputs \mathbf{g}_* is

$$\begin{aligned} \mathbf{g}_*|\mathbf{X}_*\mathbf{X}, \mathbf{y} &\sim \mathcal{N}(K(\mathbf{X}_*, \mathbf{X})(K(\mathbf{X}, \mathbf{X}) + \sigma^2 \mathbf{\Lambda})^{-1} \mathbf{y}, \\ &\quad K(\mathbf{X}_*, \mathbf{x}_*) - K(\mathbf{X}_*, \mathbf{X})(K(\mathbf{X}, \mathbf{X}) + \sigma^2 \mathbf{\Lambda})^{-1} K(\mathbf{X}, \mathbf{X}_*)). \end{aligned}$$

Apparently, the noise covariance should not be dependent on the input matrix \mathbf{X} . Otherwise, we will not be able to use the kernel trick.

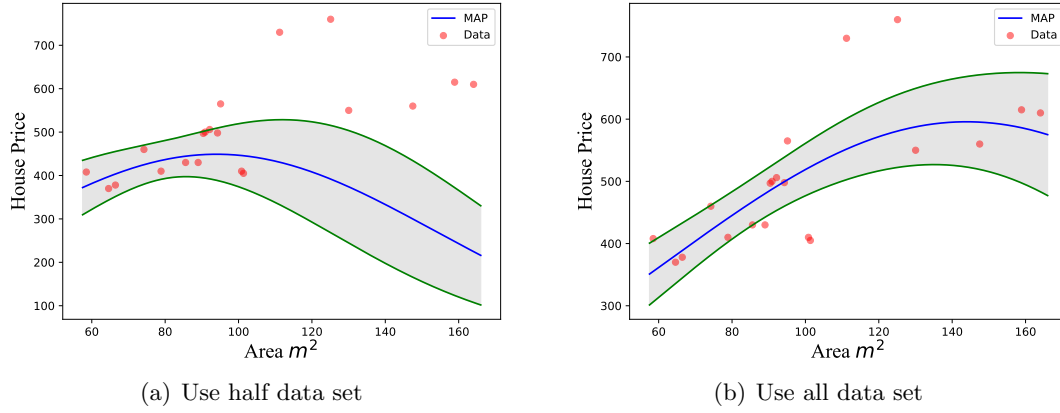


Figure 9.1: Comparison of using half of the data and using all of the data.

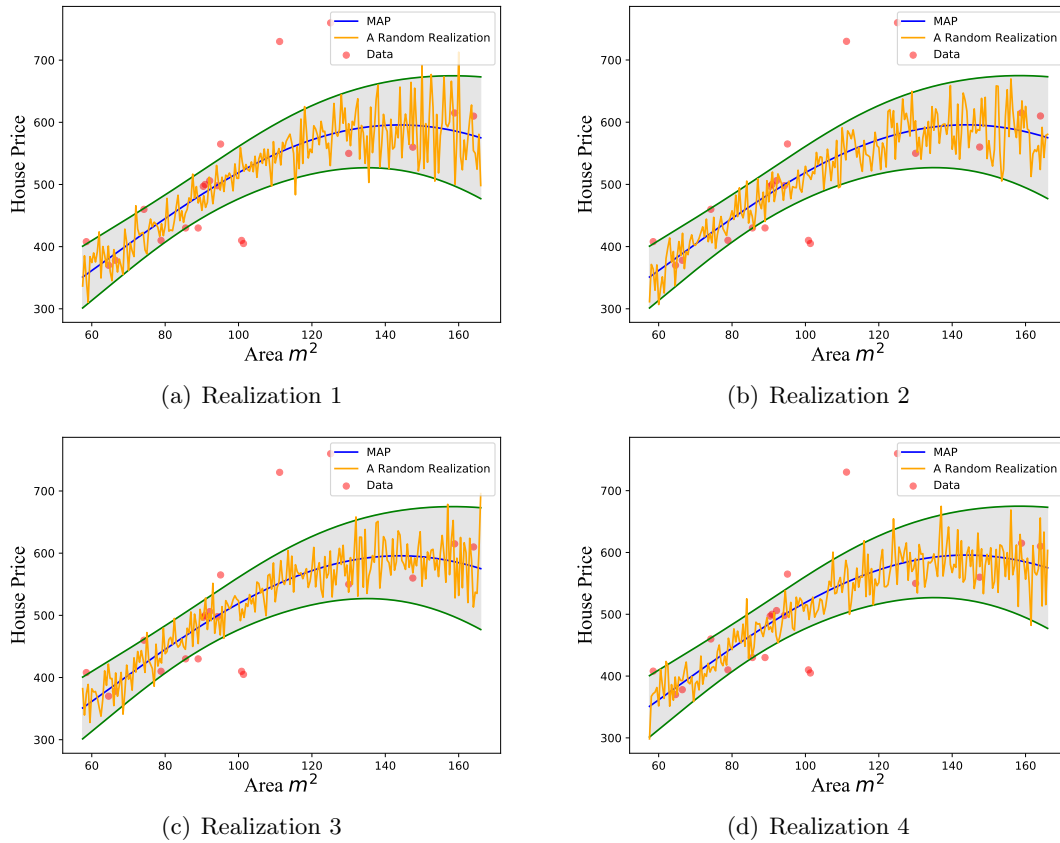


Figure 9.2: Random realizations.

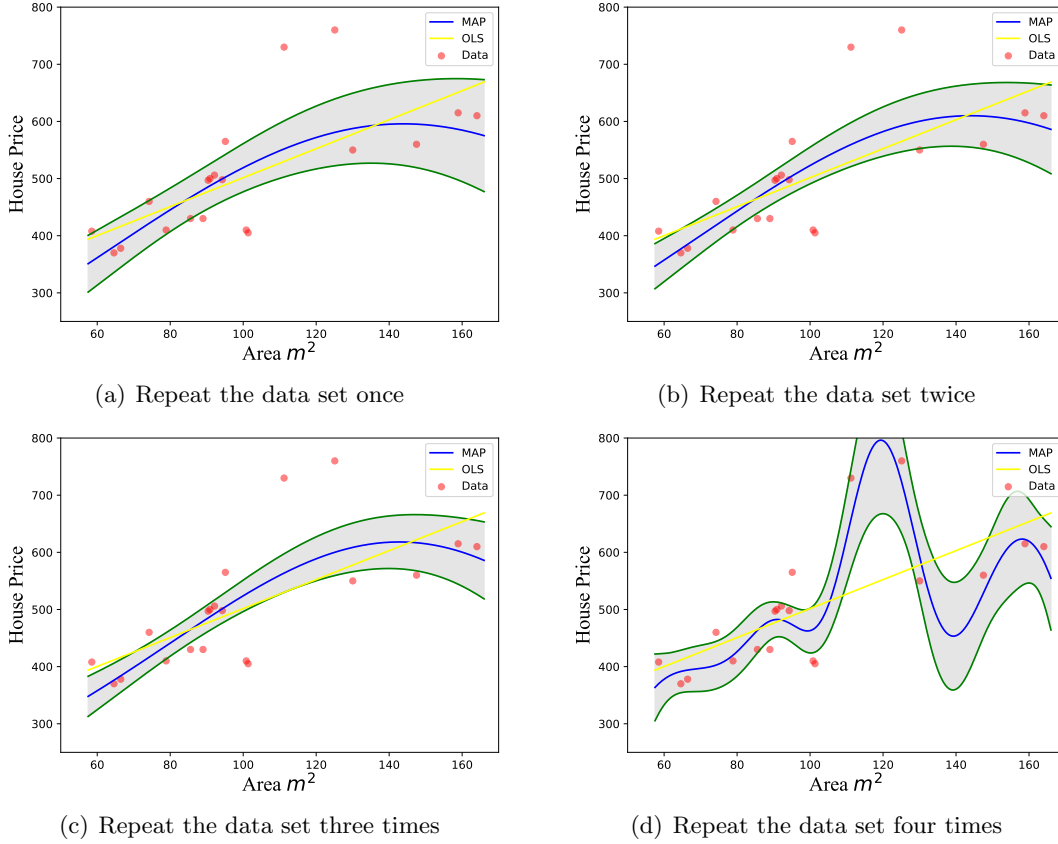


Figure 9.3: Repeat data set to have larger data set number.

Example 9.4.1 For a data set with input being the house area and output being the rent of the house. We use cross-validation to select the parameters in the Gaussian kernel.

In Figure 9.1, the red dots are the training inputs, the blue line is the MAP estimator via GP regressor and the shaded area are the ones with a confidence interval of 95%.

In Figure 9.1(b), we use all the data. While in Figure 9.1(a), we only use the data with house areas smaller than 100 m^2 . We can see the estimator does not predict well when the house area is larger than 100 m^2 .

In Figure 9.2, we use all the data to predict and we draw four random realizations from the posterior as shown in orange lines. Thus we can have a further taste of what the **distribution over functions** means.

In Figure 9.3, we repeat the data set once, twice, three times, and four times to see if the number of data sets matter. The yellow line is the predictor by OLS. We find that the estimate from OLS does not change because it is exactly the same data set. To see this, suppose the OLS estimator for data without repeating is given by

$$\hat{\beta}_1 = (\mathbf{X}^\top \mathbf{X})^{-1} \mathbf{X}^\top \mathbf{y}.$$

The OLS estimator for data with repeating twice is given by

$$\begin{aligned}\hat{\beta}_2 &= \left(\begin{bmatrix} \mathbf{X} \\ \mathbf{X} \end{bmatrix}^\top \begin{bmatrix} \mathbf{X} \\ \mathbf{X} \end{bmatrix} \right)^{-1} \begin{bmatrix} \mathbf{X} \\ \mathbf{X} \end{bmatrix}^\top \begin{bmatrix} \mathbf{y} \\ \mathbf{y} \end{bmatrix} \\ &= \frac{1}{2}(\mathbf{X}^\top \mathbf{X})^{-1} \cdot 2\mathbf{X}^\top \mathbf{y} = \hat{\beta}_1.\end{aligned}$$

which is exactly the same as $\hat{\beta}_1$. Similarly, we can also show that the OLS estimator for data with repeating three times and four times are the same as well.

However, when we repeat the data set for the GP regressor, the estimate from the GP regressor has a smaller variance when the data set number increases. In Section 8.2 (p. 106), we mentioned that the Bayesian model considers prior information on the parameters in the model making it particularly useful to regularize regression problems where data information is limited. So the data set number matters in the Bayesian approach where we also gave an example in Section 8.2 (p. 106). This exact example shows the Bayesian thoughts behind the GP.

9.5. Limitations of Gaussian Process from Non Zero-Mean Prior*

When the prior mean β_0 is not zero and the model is under Gaussian noise $\epsilon \sim \mathcal{N}(\mathbf{0}, \sigma^2 \mathbf{I})$, we transform the predictive prediction into

$$\begin{aligned}g_* | \mathbf{x}_* \mathbf{X}, \mathbf{y}, \sigma^2 &\sim \mathcal{N}(\phi_*^\top \Sigma_0 \Phi^\top (\mathbf{K} + \sigma^2 \mathbf{I})^{-1} \mathbf{y} + \phi_*^\top (\frac{1}{\sigma^2} \Sigma_0 \Phi^\top \Phi + \mathbf{I})^{-1} \beta_0, \\ &\quad \phi_*^\top \Sigma_0 \phi_* - \phi_*^\top \Sigma_0 \Phi^\top (\mathbf{K} + \sigma^2 \mathbf{I})^{-1} \Phi \Sigma_0 \phi_*),\end{aligned}$$

where we use the fact that $(\mathbf{A}\mathbf{B})^{-1} = \mathbf{B}^{-1}\mathbf{A}^{-1}$.

Following from Section 8.3 (p. 110), if we assume a non zero-mean prior $\beta \sim \mathcal{N}(\beta_0, \Sigma_0)$ and define $g(\mathbf{x}) = \phi(\mathbf{x})^\top \beta$. Then, the mean and covariance for the prior output are:

$$\begin{aligned}\mathbb{E}[g(\mathbf{x})] &= \phi(\mathbf{x})^\top \mathbb{E}[\beta] = \phi(\mathbf{x})^\top \beta_0, \\ \mathbb{E}[g(\mathbf{x})g(\mathbf{x}')] &= \phi(\mathbf{x})^\top \mathbb{E}[\beta\beta^\top] \phi(\mathbf{x}') = \phi(\mathbf{x})^\top (\Sigma_0 + \beta_0 \beta_0^\top) \phi(\mathbf{x}'),\end{aligned}$$

Therefore, we could get the joint distribution of the training outputs \mathbf{y} and the test outputs \mathbf{g}_*

$$\begin{bmatrix} \mathbf{y} \\ \mathbf{g}_* \end{bmatrix} \sim \mathcal{N} \left(\begin{bmatrix} \phi(\mathbf{x})^\top \beta_0 \\ \phi(\mathbf{g}_*)^\top \beta_0 \end{bmatrix}, \begin{bmatrix} K(\mathbf{X}, \mathbf{X}) + \sigma^2 \mathbf{I}, & K(\mathbf{X}, \mathbf{X}_*) \\ K(\mathbf{X}_*, \mathbf{X}), & K(\mathbf{X}_*, \mathbf{X}_*) \end{bmatrix} \right).$$

By Gaussian identities, the marginal distribution of test outputs is

$$\begin{aligned}\mathbf{g}_* | \mathbf{X}_* \mathbf{X}, \mathbf{y} &\sim \mathcal{N}(\phi(\mathbf{g}_*)^\top \beta_0 + K(\mathbf{X}_*, \mathbf{X})(K(\mathbf{X}, \mathbf{X}) + \sigma^2 \mathbf{I})^{-1}(\mathbf{y} - \phi(\mathbf{x})^\top \beta_0), \\ &\quad K(\mathbf{X}_*, \mathbf{x}_*) - K(\mathbf{X}_*, \mathbf{X})(K(\mathbf{X}, \mathbf{X}) + \sigma^2 \mathbf{I})^{-1}K(\mathbf{X}, \mathbf{X}_*)).\end{aligned}$$

where we notice that we cannot find an explicit form in the z -dimensional space for the mean of $g(\mathbf{x})$ and we cannot apply the kernel trick in this sense. Thus we lose some flexibility from non zero-mean prior.



Linear Algebra

Contents

A.1	Dimension of Column Space and Row Space	135
A.2	Fundamental Theorem of Linear Algebra	136
A.3	Similar Matrices	137
A.4	Cochran's Theorem	138

A.1. Dimension of Column Space and Row Space

In this appendix, we prove Lemma A.1 that the dimension of the column space of a matrix $\mathbf{X} \in \mathbb{R}^{n \times p}$ is equal to the dimension of its row space, i.e., the row rank and the column rank of a matrix \mathbf{X} are equal.

Lemma A.1 (Dimension of Column Space and Row Space) *The dimension of the column space of a matrix $\mathbf{X} \in \mathbb{R}^{n \times p}$ is equal to the dimension of its row space, i.e., the row rank and the column rank of a matrix \mathbf{X} are equal.*

Proof [of Lemma A.1] We first notice that the null space of \mathbf{X} is orthogonal complementary to the row space of \mathbf{X} : $\mathcal{N}(\mathbf{X}) \perp \mathcal{C}(\mathbf{X}^\top)$ (where the row space of \mathbf{X} is exactly the column space of \mathbf{X}^\top), that is, vectors in the null space of \mathbf{X} are orthogonal to vectors in the row space of \mathbf{X} . To see this, suppose \mathbf{X} has rows $\mathbf{a}_1^\top, \mathbf{a}_2^\top, \dots, \mathbf{a}_n^\top$ and $\mathbf{X} = [\mathbf{a}_1^\top; \mathbf{a}_2^\top; \dots; \mathbf{a}_n^\top]$. For any vector $\boldsymbol{\beta} \in \mathcal{N}(\mathbf{X})$, we have $\mathbf{X}\boldsymbol{\beta} = \mathbf{0}$, that is, $[\mathbf{a}_1^\top \boldsymbol{\beta}; \mathbf{a}_2^\top \boldsymbol{\beta}; \dots; \mathbf{a}_n^\top \boldsymbol{\beta}] = \mathbf{0}$. And since the row space of \mathbf{X} is spanned by $\mathbf{a}_1^\top, \mathbf{a}_2^\top, \dots, \mathbf{a}_n^\top$. Then $\boldsymbol{\beta}$ is perpendicular to any vectors from $\mathcal{C}(\mathbf{X}^\top)$ which means $\mathcal{N}(\mathbf{X}) \perp \mathcal{C}(\mathbf{X}^\top)$.

Now suppose, the dimension of row space of \mathbf{X} is r . Let $\mathbf{r}_1, \mathbf{r}_2, \dots, \mathbf{r}_r$ be a set of vectors in \mathbb{R}^p and form a basis for the row space. Then the r vectors $\mathbf{X}\mathbf{r}_1, \mathbf{X}\mathbf{r}_2, \dots, \mathbf{X}\mathbf{r}_r$ are in the column space of \mathbf{X} , furthermore, they are linearly independent. To see this, suppose we have a linear combination of the r vectors: $\beta_1 \mathbf{X}\mathbf{r}_1 + \beta_2 \mathbf{X}\mathbf{r}_2 + \dots + \beta_r \mathbf{X}\mathbf{r}_r = \mathbf{0}$, that is, $\mathbf{X}(\beta_1 \mathbf{r}_1 + \beta_2 \mathbf{r}_2 + \dots + \beta_r \mathbf{r}_r) = \mathbf{0}$ and the vector $\mathbf{v} = \beta_1 \mathbf{r}_1 + \beta_2 \mathbf{r}_2 + \dots + \beta_r \mathbf{r}_r$ is in null space of \mathbf{X} . But since $\{\mathbf{r}_1, \mathbf{r}_2, \dots, \mathbf{r}_r\}$ is a basis for the row space of \mathbf{X} , \mathbf{v} is thus also in the row space of \mathbf{X} . We have shown that vectors from null space of \mathbf{X} is perpendicular to vectors from row space of \mathbf{X} , thus $\mathbf{v}^\top \mathbf{v} = 0$ and $\beta_1 = \beta_2 = \dots = \beta_r = 0$. Then $\mathbf{X}\mathbf{r}_1, \mathbf{X}\mathbf{r}_2, \dots, \mathbf{X}\mathbf{r}_r$ are in the column space of \mathbf{X} and they are independent which means the dimension of the column space of \mathbf{X} is larger than r . This result shows that **row rank of $\mathbf{X} \leq$ column rank of \mathbf{X}** .

If we apply this process again for \mathbf{X}^\top . We will have **column rank of $\mathbf{X} \leq$ row rank of \mathbf{X}** . This completes the proof. ■

Further information can be drawn from this proof is that if $\mathbf{r}_1, \mathbf{r}_2, \dots, \mathbf{r}_r$ is a set of vectors in \mathbb{R}^p that forms a basis for the row space, then $\mathbf{X}\mathbf{r}_1, \mathbf{X}\mathbf{r}_2, \dots, \mathbf{X}\mathbf{r}_r$ is a basis for the column space of \mathbf{X} . We formulate this finding into the following lemma.

Lemma A.2 (Column Basis from Row Basis) *For any matrix $\mathbf{X} \in \mathbb{R}^{n \times p}$, let $\{\mathbf{r}_1, \mathbf{r}_2, \dots, \mathbf{r}_r\}$ be a set of vectors in \mathbb{R}^p which forms a basis for the row space, then $\{\mathbf{X}\mathbf{r}_1, \mathbf{X}\mathbf{r}_2, \dots, \mathbf{X}\mathbf{r}_r\}$ is a basis for the column space of \mathbf{X} .*

A.2. Fundamental Theorem of Linear Algebra

Proof [of Theorem 1.4, p. 22] Following the proof of Lemma A.1 in Appendix A.1. Let $\mathbf{r}_1, \mathbf{r}_2, \dots, \mathbf{r}_r$ be a set of vectors in \mathbb{R}^p that form a basis for the row space, then $\mathbf{X}\mathbf{r}_1, \mathbf{X}\mathbf{r}_2, \dots, \mathbf{X}\mathbf{r}_r$ is a basis for the column space of \mathbf{X} . Let $\mathbf{n}_1, \mathbf{n}_2, \dots, \mathbf{n}_k \in \mathbb{R}^p$ form a basis for the null space of \mathbf{X} . Following again the proof of Lemma A.1, $\mathcal{N}(\mathbf{X}) \perp \mathcal{C}(\mathbf{X}^\top)$, thus, $\mathbf{r}_1, \mathbf{r}_2, \dots, \mathbf{r}_r$ are perpendicular to $\mathbf{n}_1, \mathbf{n}_2, \dots, \mathbf{n}_k$. Then, $\{\mathbf{r}_1, \mathbf{r}_2, \dots, \mathbf{r}_r, \mathbf{n}_1, \mathbf{n}_2, \dots, \mathbf{n}_k\}$ is linearly independent in \mathbb{R}^p .

For any vector $\boldsymbol{\beta} \in \mathbb{R}^p$, $\mathbf{X}\boldsymbol{\beta}$ is in the column space of \mathbf{X} . Then it can be expressed by a combination of $\mathbf{X}\mathbf{r}_1, \mathbf{X}\mathbf{r}_2, \dots, \mathbf{X}\mathbf{r}_r$: $\mathbf{X}\boldsymbol{\beta} = \sum_{i=1}^r a_i \mathbf{X}\mathbf{r}_i$ which states that $\mathbf{X}(\boldsymbol{\beta} - \sum_{i=1}^r a_i \mathbf{r}_i) = \mathbf{0}$ and $\boldsymbol{\beta} - \sum_{i=1}^r a_i \mathbf{r}_i$ is thus in $\mathcal{N}(\mathbf{X})$. Since $\{\mathbf{n}_1, \mathbf{n}_2, \dots, \mathbf{n}_k\}$ is a basis for the null space of \mathbf{X} , $\boldsymbol{\beta} - \sum_{i=1}^r a_i \mathbf{r}_i$ can be expressed by a combination of $\mathbf{n}_1, \mathbf{n}_2, \dots, \mathbf{n}_k$: $\boldsymbol{\beta} - \sum_{i=1}^r a_i \mathbf{r}_i = \sum_{j=1}^k b_j \mathbf{n}_j$, i.e., $\boldsymbol{\beta} = \sum_{i=1}^r a_i \mathbf{r}_i + \sum_{j=1}^k b_j \mathbf{n}_j$. That is, any vector $\boldsymbol{\beta} \in \mathbb{R}^p$ can be expressed by $\{\mathbf{r}_1, \mathbf{r}_2, \dots, \mathbf{r}_r, \mathbf{n}_1, \mathbf{n}_2, \dots, \mathbf{n}_k\}$ and the set forms a basis for \mathbb{R}^p . Thus the dimension sum to p : $r + k = p$, i.e., $\dim(\mathcal{N}(\mathbf{X})) + \dim(\mathcal{C}(\mathbf{X}^\top)) = p$. Similarly, we can prove $\dim(\mathcal{N}(\mathbf{X}^\top)) + \dim(\mathcal{C}(\mathbf{X})) = n$. \blacksquare

A.3. Similar Matrices

Definition A.1 (Similar Matrices) For any nonsingular matrix P , the matrices A and PAP^{-1} are called similar matrices.

Lemma A.3 (Eigenvalue and Rank of Similar Matrices) Any eigenvalue of A is also an eigenvalue of PAP^{-1} given any nonsingular matrix P . The converse is also true that any eigenvalue of PAP^{-1} is also an eigenvalue of A .

And also the rank of A is equal to the rank of matrix PAP^{-1} given any nonsingular matrix P .

Proof [of Lemma A.3] For any eigenvalue λ of A , we have $Ax = \lambda x$. Then $\lambda Px = PAP^{-1}Px$ such that Px is an eigenvector of PAP^{-1} corresponding to λ .

Similarly, for any eigenvalue λ of PAP^{-1} , we have $PAP^{-1}x = \lambda x$. Then $AP^{-1}x = \lambda P^{-1}x$ such that $P^{-1}x$ is an eigenvector of A corresponding to λ .

For the rank of PAP^{-1} , we have $\text{trace}(PAP^{-1}) = \text{trace}(AP^{-1}P) = \text{trace}(A)$, where the first equality comes from the fact that the trace of a product is invariant under cyclical permutations of the factors:

$$\boxed{\text{trace}(ABC) = \text{trace}(BCA) = \text{trace}(CAB)},$$

if all ABC , BCA , and CAB exist. ■

A.4. Cochran's Theorem

In this appendix, we provide proof for Theorem 4.5 (p. 73). To prove the Cochran's theorem, we need the following lemma.

Lemma A.4 (Idempotent Decomposition: Rank-Additivity) *For $n \times n$ square matrices $\mathbf{A}_1, \mathbf{A}_2, \dots, \mathbf{A}_k$, and $\mathbf{A}_1 + \mathbf{A}_2 + \dots + \mathbf{A}_k = \mathbf{I}_n$, then the following three conditions are equivalent:*

- i). $\mathbf{A}_i^2 = \mathbf{A}_i$, for all $i \in \{1, 2, \dots, k\}$, i.e., \mathbf{A}_i 's are idempotent;
- ii). $\text{rank}(\mathbf{A}_1) + \text{rank}(\mathbf{A}_2) + \dots + \text{rank}(\mathbf{A}_k) = n$;
- iii). $\mathbf{A}_i \mathbf{A}_j = \mathbf{0}$ for all $i \neq j$ and $i, j \in \{1, 2, \dots, k\}$.

Proof [of Lemma A.4] From i) to ii), by Lemma 1.19 (p. 39), the trace and rank of any idempotent matrix are the same. Then,

$$\sum_{i=1}^k \text{rank}(\mathbf{A}_i) = \sum_{i=1}^k \text{trace}(\mathbf{A}_i) = \text{trace}(\mathbf{I}_n) = n.$$

From ii) to iii), we have the following block Gaussian elimination for a $(k+1) \times (k+1)$ block matrix (that is, $(k+1)n \times (k+1)n$ matrix) where $(2, 2), (3, 3), \dots, (k+1, k+1)$ blocks are $\mathbf{A}_1, \mathbf{A}_2, \dots, \mathbf{A}_k$ respectively.

$$\begin{aligned} \mathbf{X} = \begin{bmatrix} \mathbf{0}_n & & & \\ & \mathbf{A}_1 & & \\ & & \ddots & \\ & & & \mathbf{A}_k \end{bmatrix} &\xrightarrow{E_1 \times} \begin{bmatrix} \mathbf{0}_n & \mathbf{A}_1 & \dots & \mathbf{A}_k \\ & \mathbf{A}_1 & & \\ & & \ddots & \\ & & & \mathbf{A}_k \end{bmatrix} \xrightarrow{E_2 \times} \begin{bmatrix} \mathbf{I}_n & \mathbf{A}_1 & \dots & \mathbf{A}_k \\ \mathbf{A}_1 & \mathbf{A}_1 & & \\ \vdots & & \ddots & \\ \mathbf{A}_k & & & \mathbf{A}_k \end{bmatrix} \xrightarrow{E_3 \times} \\ \begin{bmatrix} \mathbf{I}_n & \mathbf{A}_1 & \dots & \mathbf{A}_k \\ & \mathbf{A}_1 - \mathbf{A}_1^2 & & -\mathbf{A}_1 \mathbf{A}_k \\ & \vdots & \ddots & \vdots \\ & -\mathbf{A}_k \mathbf{A}_1 & & \mathbf{A}_k - \mathbf{A}_k^2 \end{bmatrix} &\xrightarrow{E_4 \times} \begin{bmatrix} \mathbf{I}_n & & & \\ & \mathbf{A}_1 - \mathbf{A}_1^2 & & -\mathbf{A}_1 \mathbf{A}_k \\ & \vdots & \ddots & \vdots \\ & -\mathbf{A}_k \mathbf{A}_1 & & \mathbf{A}_k - \mathbf{A}_k^2 \end{bmatrix} = \mathbf{Y}, \end{aligned}$$

where blank entries indicate zeros. And

- E_1 is adding row-2, row-3, ..., row-(k+1) to row-1;
- E_2 is adding column-2, column-3, ..., column-(k+1) to column-1;
- E_3 is subtracting the row-2 by $\mathbf{A}_1 \times (\text{row-1})$, subtracting the row-3 by $\mathbf{A}_2 \times (\text{row-1})$, ...;
- E_4 is subtracting the column-2 by $\mathbf{A}_1 \times (\text{column-1})$, subtracting column-3 by $\mathbf{A}_2 \times (\text{column-1})$, ...

We notice that elementary operations/transformations will not change the rank of the matrix. Since \mathbf{X} is of rank $\sum_{i=1}^k r_k = n$, and \mathbf{I}_n in \mathbf{Y} is of rank- n as well. We must have

$$\begin{bmatrix} \mathbf{A}_1 - \mathbf{A}_1^2 & & -\mathbf{A}_1 \mathbf{A}_k \\ \vdots & \ddots & \vdots \\ -\mathbf{A}_k \mathbf{A}_1 & & \mathbf{A}_k - \mathbf{A}_k^2 \end{bmatrix} = \mathbf{0},$$

which implies $\mathbf{A}_i \mathbf{A}_j = \mathbf{0}$ for all $i \neq j$ and $i, j \in \{1, 2, \dots, k\}$.

From iii) to i). we have

$$\begin{aligned} \mathbf{A}_i &= \mathbf{A}_i \mathbf{I}_n \\ &= \mathbf{A}_i (\mathbf{A}_1 + \mathbf{A}_2 + \dots + \mathbf{A}_k) \\ &= \mathbf{A}_i^2. \end{aligned}$$

This completes the proof. ■

Note on nomenclature We say that the \mathbf{A}_i 's are **orthogonal** if iii) of Lemma A.4 is satisfied and the **rank is additive** if ii) is satisfied.

Now we are ready to prove the Cochran's Theorem as follows:

Proof [of Theorem 4.5, p. 73] From Lemma A.4, \mathbf{A}_i 's are idempotent.

Case 1, If $\mathbf{y} \sim \mathcal{N}(\mathbf{0}, \sigma^2 \mathbf{I})$:

By Spectral Theorem 1.16 (p. 37) and Lemma 1.17 (p. 38, the only possible eigenvalues of idempotent matrices are 0 and 1), we can rewrite the q_i by $q_i = \mathbf{y}^\top \mathbf{A}_i \mathbf{y} = \mathbf{y}^\top (\mathbf{Q} \mathbf{\Lambda} \mathbf{Q}^\top) \mathbf{y}$, where $\mathbf{A}_i = \mathbf{Q} \mathbf{\Lambda} \mathbf{Q}^\top$ is the spectral decomposition of \mathbf{A}_i . From the fact that rotations on the normal distribution do not affect the distribution¹, we can define

$$\boldsymbol{\eta} = \mathbf{Q}^\top \mathbf{y} \sim \mathcal{N}(\mathbf{0}, \sigma^2 \mathbf{I}).$$

Thus,

$$q_i = \boldsymbol{\eta}^\top \mathbf{\Lambda} \boldsymbol{\eta} \sim \sigma^2 \chi_{\text{rank}(\mathbf{A}_i)}^2 \sim \sigma^2 \chi_{(r_i)}^2,$$

Case 2, If $\mathbf{y} \sim \mathcal{N}(\boldsymbol{\mu}, \sigma^2 \mathbf{I})$, and $\boldsymbol{\mu}^\top \mathbf{A}_i \boldsymbol{\mu} = 0$:

Let $p_i = (\mathbf{y} - \boldsymbol{\mu})^\top \mathbf{A}_i (\mathbf{y} - \boldsymbol{\mu})$, similarly, we can rewrite the p_i by $p_i = (\mathbf{y} - \boldsymbol{\mu})^\top \mathbf{A}_i (\mathbf{y} - \boldsymbol{\mu}) = (\mathbf{y} - \boldsymbol{\mu})^\top (\mathbf{Q} \mathbf{\Lambda} \mathbf{Q}^\top) (\mathbf{y} - \boldsymbol{\mu})$, where $\mathbf{A}_i = \mathbf{Q} \mathbf{\Lambda} \mathbf{Q}^\top$ is the spectral decomposition of \mathbf{A}_i . From the fact that rotations on the normal distribution do not effect the distribution, we can define

$$\boldsymbol{\eta} = \mathbf{Q}^\top (\mathbf{y} - \boldsymbol{\mu}) \sim \mathcal{N}(\mathbf{0}, \sigma^2 \mathbf{I}).$$

Thus,

$$p_i = \boldsymbol{\eta}^\top \mathbf{\Lambda} \boldsymbol{\eta} \sim \sigma^2 \chi_{\text{rank}(\mathbf{A}_i)}^2 \sim \sigma^2 \chi_{(r_i)}^2.$$

Then, we decompose the p_i into

$$\begin{aligned} p_i &= \mathbf{y}^\top \mathbf{A}_i \mathbf{y} - 2\mathbf{y}^\top \mathbf{A}_i \boldsymbol{\mu} + \boldsymbol{\mu}^\top \mathbf{A}_i \boldsymbol{\mu} \\ &= q_i - 2\mathbf{y}^\top (\mathbf{Q} \mathbf{\Lambda} \mathbf{Q}^\top) \boldsymbol{\mu} + \boldsymbol{\mu}^\top (\mathbf{Q} \mathbf{\Lambda} \mathbf{Q}^\top) \boldsymbol{\mu}. \end{aligned}$$

Since we assume $\boldsymbol{\mu}^\top \mathbf{A}_i \boldsymbol{\mu} = \boldsymbol{\mu}^\top (\mathbf{Q} \mathbf{\Lambda} \mathbf{Q}^\top) \boldsymbol{\mu} = 0$, and $\mathbf{\Lambda}$ contains only 1 and 0 on the diagonal. We have $\mathbf{\Lambda} = \mathbf{\Lambda} \mathbf{\Lambda}^\top$. That is

$$\boldsymbol{\mu}^\top (\mathbf{Q} \mathbf{\Lambda} \mathbf{Q}^\top) \boldsymbol{\mu} = \boldsymbol{\mu}^\top (\mathbf{Q} \mathbf{\Lambda} \mathbf{\Lambda}^\top \mathbf{Q}^\top) \boldsymbol{\mu} = \|\mathbf{\Lambda}^\top \mathbf{Q}^\top \boldsymbol{\mu}\|^2 = 0,$$

which implies $2\mathbf{y}^\top \mathbf{A}_i \boldsymbol{\mu} = 2\mathbf{y}^\top (\mathbf{Q} \mathbf{\Lambda} \mathbf{Q}^\top) \boldsymbol{\mu} = 0$. Thus $q_i = q_i \sim \sigma^2 \chi_{(r_i)}^2$.

1. Rotations on the Gaussian distribution do not affect the distribution. That is for any orthogonal matrix \mathbf{Q} with $\mathbf{Q} \mathbf{Q}^\top = \mathbf{Q}^\top \mathbf{Q} = \mathbf{I}$, if $\mathbf{X} \sim \mathcal{N}(\mathbf{0}, \sigma^2 \mathbf{I})$, then $\mathbf{Q} \mathbf{X} \sim \mathcal{N}(\mathbf{0}, \sigma^2 \mathbf{I})$.

Case 3: From Lemma A.4, $\mathbf{A}_i \mathbf{A}_j = \mathbf{0}$ if $i \neq j$. Let $\mathbf{A}_i = \mathbf{Q}_i \mathbf{\Lambda}_i \mathbf{Q}_i^\top$, $\mathbf{A}_j = \mathbf{Q}_j \mathbf{\Lambda}_j \mathbf{Q}_j^\top$ be the spectral decomposition of \mathbf{A}_i and \mathbf{A}_j . Then, we have

$$\begin{aligned} \mathbf{A}_i \mathbf{A}_j &= \mathbf{Q}_i \mathbf{\Lambda}_i \mathbf{Q}_i^\top \mathbf{Q}_j \mathbf{\Lambda}_j \mathbf{Q}_j^\top = \mathbf{0} \\ \mathbf{Q}_i^\top \mathbf{A}_i \mathbf{A}_j \mathbf{Q}_j &= \mathbf{\Lambda}_i \mathbf{Q}_i^\top \mathbf{Q}_j \mathbf{\Lambda}_j = \mathbf{0}. \end{aligned} \tag{A.1}$$

Write out q_i and q_j :

$$\begin{aligned} q_i &= \mathbf{y}^\top \mathbf{Q}_i \mathbf{\Lambda}_i \mathbf{Q}_i^\top \mathbf{y} = \mathbf{y}^\top \mathbf{Q}_i \mathbf{\Lambda}_i \mathbf{\Lambda}_i^\top \mathbf{Q}_i^\top \mathbf{y} \\ q_j &= \mathbf{y}^\top \mathbf{Q}_j \mathbf{\Lambda}_j \mathbf{Q}_j^\top \mathbf{y} = \mathbf{y}^\top \mathbf{Q}_j \mathbf{\Lambda}_j \mathbf{\Lambda}_j^\top \mathbf{Q}_j^\top \mathbf{y}. \end{aligned}$$

Let $\mathbf{a}_i = \mathbf{\Lambda}_i^\top \mathbf{Q}_i^\top \mathbf{y}$ and $\mathbf{a}_j = \mathbf{\Lambda}_j^\top \mathbf{Q}_j^\top \mathbf{y}$, we have

$$\text{Cov}[\mathbf{a}_i, \mathbf{a}_j] = \mathbf{\Lambda}_i^\top \mathbf{Q}_i^\top \text{Cov}[\mathbf{y}, \mathbf{y}] \mathbf{Q}_j \mathbf{\Lambda}_j = \sigma^2 \mathbf{\Lambda}_i^\top \mathbf{Q}_i^\top \mathbf{Q}_j \mathbf{\Lambda}_j = \mathbf{0},$$

where the last equality is from Equation (A.1). This implies $\text{Cov}[q_i, q_j] = 0$ since $q_i = \mathbf{a}_i^\top \mathbf{a}_i$ and $q_j = \mathbf{a}_j^\top \mathbf{a}_j$. And we complete the proof. \blacksquare

Another proof is provided in Gut (2009). But the author did not provide an inductive case for $k > 2$. Interesting readers can refer to it.



Matrix Decomposition

Contents

B.1 CR Decomposition	142
B.1.1 Existence of the CR Decomposition	142
B.1.2 Reduced Row Echelon Form (RREF)	143
B.1.3 Rank Decomposition	145
B.2 QR Decomposition	147
B.2.1 Project a Vector Onto Another Vector	147
B.2.2 Project a Vector Onto a Plane	147
B.2.3 Existence of the QR Decomposition via the Gram-Schmidt Process	148
B.2.4 Orthogonal vs Orthonormal	149
B.2.5 Property of the QR Decomposition	150
B.2.6 Computing the Reduced QR Decomposition via the Gram-Schmidt Process	150
B.2.7 Full QR Decomposition via the Gram-Schmidt Process	151
B.2.8 Dependent Columns	151
B.2.9 Existence of the QR Decomposition via the Householder Reflector .	152
B.2.10 Existence of the QR Decomposition via the Givens Rotation	155
B.2.11 Uniqueness of the QR Decomposition	161
B.3 Schur Decomposition	163
B.3.1 Existence of the Schur Decomposition	163
B.3.2 Other Forms of the Schur Decomposition	165
B.4 Spectral Decomposition (Theorem)	167
B.5 Singular Value Decomposition (SVD)	171
B.5.1 Existence of the SVD	171
B.5.2 Property of the SVD	173

B.1. CR Decomposition

The CR decomposition is proposed in [Strang \(2021\)](#); [Strang and Moler \(2022\)](#). We firstly give the result and we will discuss the existence and the origin of this decomposition in the following sections.

Theorem B.1 (CR Decomposition) *Any rank- r matrix $\mathbf{A} \in \mathbb{R}^{n \times p}$ can be factored as*

$$\underset{n \times p}{\mathbf{A}} = \underset{n \times r}{\mathbf{C}} \underset{r \times p}{\mathbf{R}}$$

where \mathbf{C} is the first r linearly independent columns of \mathbf{A} , and \mathbf{R} is an $r \times p$ matrix to reconstruct the columns of \mathbf{A} from columns of \mathbf{C} . In particular, \mathbf{R} is the row reduced echelon form (RREF) of \mathbf{A} without the zero rows.

The storage for the decomposition is then reduced or potentially increased from np to $r(n + p)$.

B.1.1 Existence of the CR Decomposition

Since matrix \mathbf{A} is of rank r , there are some r linearly independent columns in \mathbf{A} . We then choose linearly independent columns from \mathbf{A} and put them into \mathbf{C} :

Find r linearly Independent Columns From \mathbf{A}

1. If column 1 of \mathbf{A} is not zero, put it into the column of \mathbf{C} ;
2. If column 2 of \mathbf{A} is not a multiple of column 1, put it into the column of \mathbf{C} ;
3. If column 3 of \mathbf{A} is not a combination of columns 1 and 2, put it into the column of \mathbf{C} ;
4. Continue this process until we find r linearly independent columns (or all the linearly independent columns if we do not know the rank r beforehand).

When we have the r linearly independent columns from \mathbf{A} , we can prove the existence of CR decomposition by the column space view of matrix multiplication.

Column space view of matrix multiplication A multiplication of two matrices $\mathbf{D} \in \mathbb{R}^{n \times k}$, $\mathbf{E} \in \mathbb{R}^{k \times p}$ is $\mathbf{A} = \mathbf{DE} = \mathbf{D}[e_1, e_2, \dots, e_p] = [\mathbf{De}_1, \mathbf{De}_2, \dots, \mathbf{De}_p]$, i.e., each column of \mathbf{A} is a combination of columns from \mathbf{D} .

Proof [of Theorem B.1] As the rank of matrix \mathbf{A} is r and \mathbf{C} contains r linearly independent columns from \mathbf{A} , the column space of \mathbf{C} is equivalent to the column space of \mathbf{A} . If we take any other column \mathbf{a}_i of \mathbf{A} , \mathbf{a}_i can be represented as a linear combination of the columns of \mathbf{C} , i.e., there exists a vector \mathbf{r}_i such that $\mathbf{a}_i = \mathbf{C}\mathbf{r}_i$, $\forall i \in \{1, 2, \dots, p\}$. Put these \mathbf{r}_i 's into the columns of matrix \mathbf{R} , we obtain

$$\mathbf{A} = [\mathbf{a}_1, \mathbf{a}_2, \dots, \mathbf{a}_p] = [\mathbf{C}\mathbf{r}_1, \mathbf{C}\mathbf{r}_2, \dots, \mathbf{C}\mathbf{r}_p] = \mathbf{C}\mathbf{R},$$

from which the result follows. ■

B.1.2 Reduced Row Echelon Form (RREF)

We write out the Gaussian elimination for a 4×4 square matrix, where \boxtimes represents a value that is not necessarily zero, and **boldface** indicates the value has just been changed:

Gaussian Elimination for a Square Matrix

$$\begin{array}{c}
 \begin{bmatrix} \boxtimes & \boxtimes & \boxtimes & \boxtimes \\ \boxtimes & \boxtimes & \boxtimes & \boxtimes \\ \boxtimes & \boxtimes & \boxtimes & \boxtimes \\ \boxtimes & \boxtimes & \boxtimes & \boxtimes \end{bmatrix} \xrightarrow{E_1} \begin{bmatrix} \boxtimes & \boxtimes & \boxtimes & \boxtimes \\ \mathbf{0} & \mathbf{0} & \boxtimes & \boxtimes \\ \mathbf{0} & \boxtimes & \boxtimes & \boxtimes \\ \mathbf{0} & \boxtimes & \boxtimes & \boxtimes \end{bmatrix} \xrightarrow{P_1} \begin{bmatrix} \boxtimes & \boxtimes & \boxtimes & \boxtimes \\ \mathbf{0} & \boxtimes & \boxtimes & \boxtimes \\ \mathbf{0} & \mathbf{0} & \boxtimes & \boxtimes \\ \mathbf{0} & \boxtimes & \boxtimes & \boxtimes \end{bmatrix} \xrightarrow{E_2} \begin{bmatrix} \boxtimes & \boxtimes & \boxtimes & \boxtimes \\ \mathbf{0} & \boxtimes & \boxtimes & \boxtimes \\ \mathbf{0} & \mathbf{0} & \boxtimes & \boxtimes \\ \mathbf{0} & \mathbf{0} & \mathbf{0} & \boxtimes \end{bmatrix} \\
 \mathbf{A} \qquad \qquad \mathbf{E_1 A} \qquad \qquad \mathbf{P_1 E_1 A} \qquad \qquad \mathbf{E_2 P_1 E_1 A}
 \end{array}$$

Furthermore, the Gaussian elimination can also be applied to a rectangular matrix, we give an example for a 4×5 matrix as follows:

Gaussian Elimination for a Rectangular Matrix

$$\begin{array}{c}
 \begin{bmatrix} \mathbf{2} & \boxtimes & 10 & 9 & \boxtimes \\ \boxtimes & \boxtimes & \boxtimes & \boxtimes & \boxtimes \\ \boxtimes & \boxtimes & \boxtimes & \boxtimes & \boxtimes \\ \boxtimes & \boxtimes & \boxtimes & \boxtimes & \boxtimes \end{bmatrix} \xrightarrow{E_1} \begin{bmatrix} \mathbf{2} & \boxtimes & 10 & 9 & \boxtimes \\ \mathbf{0} & \mathbf{0} & \mathbf{5} & \mathbf{6} & \boxtimes \\ \mathbf{0} & \mathbf{0} & \mathbf{2} & \boxtimes & \boxtimes \\ \mathbf{0} & \mathbf{0} & \boxtimes & \boxtimes & \boxtimes \end{bmatrix} \xrightarrow{E_2} \begin{bmatrix} \mathbf{2} & \boxtimes & 10 & 9 & \boxtimes \\ \mathbf{0} & \mathbf{0} & \mathbf{5} & \mathbf{6} & \boxtimes \\ \mathbf{0} & \mathbf{0} & \mathbf{0} & \mathbf{3} & \boxtimes \\ \mathbf{0} & \mathbf{0} & \mathbf{0} & \mathbf{0} & \mathbf{0} \end{bmatrix} \\
 \mathbf{A} \qquad \qquad \mathbf{E_1 A} \qquad \qquad \mathbf{E_2 E_1 A}
 \end{array}$$

where the blue-colored numbers are **pivots** and we call the last matrix above **row echelon form**. Note that we get the 4-th row as a zero row in this specific example. Going further, we subtract each row by a multiple of the next row to make the entries above the pivots to be zero:

Reduced Row Echelon Form: Get Zero Above Pivots

$$\begin{array}{c}
 \begin{bmatrix} \mathbf{2} & \boxtimes & 10 & 9 & \boxtimes \\ \mathbf{0} & \mathbf{0} & \mathbf{5} & \mathbf{6} & \boxtimes \\ \mathbf{0} & \mathbf{0} & \mathbf{0} & \mathbf{3} & \boxtimes \\ \mathbf{0} & \mathbf{0} & \mathbf{0} & \mathbf{0} & \mathbf{0} \end{bmatrix} \xrightarrow{E_3} \begin{bmatrix} \mathbf{2} & \boxtimes & \mathbf{0} & \mathbf{-3} & \boxtimes \\ \mathbf{0} & \mathbf{0} & \mathbf{5} & \mathbf{6} & \boxtimes \\ \mathbf{0} & \mathbf{0} & \mathbf{0} & \mathbf{3} & \boxtimes \\ \mathbf{0} & \mathbf{0} & \mathbf{0} & \mathbf{0} & \mathbf{0} \end{bmatrix} \xrightarrow{E_4} \begin{bmatrix} \mathbf{2} & \boxtimes & \mathbf{0} & \mathbf{0} & \boxtimes \\ \mathbf{0} & \mathbf{0} & \mathbf{5} & \mathbf{0} & \boxtimes \\ \mathbf{0} & \mathbf{0} & \mathbf{0} & \mathbf{3} & \boxtimes \\ \mathbf{0} & \mathbf{0} & \mathbf{0} & \mathbf{0} & \mathbf{0} \end{bmatrix} \\
 \mathbf{E_2 E_1 A} \qquad \qquad \mathbf{E_3 E_2 E_1 A} \qquad \qquad \mathbf{E_4 E_3 E_2 E_1 A}
 \end{array}$$

where $\mathbf{E_3}$ subtracts 2 times the 2-nd row from the 1-st row, and $\mathbf{E_4}$ adds the 3-rd row to the 1-st row and subtracts 2 times the 3-rd row from the 2-nd row. Finally, we get the full *row reduced echelon form* by making the pivots to be 1:

Reduced Row Echelon Form: Make The Pivots To Be 1

$$\begin{array}{ccc}
\begin{bmatrix} 2 & \boxtimes & 0 & 0 & \boxtimes \\ 0 & 0 & 5 & 0 & \boxtimes \\ 0 & 0 & 0 & 3 & \boxtimes \\ 0 & 0 & 0 & 0 & 0 \end{bmatrix} & \xrightarrow{E_5} & \begin{bmatrix} 1 & \boxtimes & 0 & 0 & \boxtimes \\ 0 & 0 & 1 & 0 & \boxtimes \\ 0 & 0 & 0 & 1 & \boxtimes \\ 0 & 0 & 0 & 0 & 0 \end{bmatrix}, \\
E_4 E_3 E_2 E_1 A & & E_5 E_4 E_3 E_2 E_1 A
\end{array}$$

where E_5 makes the pivots to be 1. We call this final matrix the **reduced row echelon form** of A where it has 1's as pivots and zeros above the pivots.

Lemma B.2 (Rank and Pivots) *The rank of A is equal to the number of pivots.*

Lemma B.3 (RREF in CR) *The reduced row echelon form of the matrix A without zero rows is the matrix R in the CR decomposition.*

Proof [Informal Proof of Lemma B.3 and Lemma B.2] Following the steps in the Gaussian elimination, the number of pivot elements indicates the number of linearly independent columns in matrix A , which is on the other hand, exactly the rank of the matrix.

Following the example above, we have

$$E_5 E_4 E_3 E_2 E_1 A = R \quad \longrightarrow \quad A = (E_5 E_4 E_3 E_2 E_1)^{-1} R.$$

We notice that the columns 1, 3, 4 of R have only one element 1 which means we could construct a matrix C (exactly the same column matrix in CR decomposition) whose first 3 columns are the same as the 1-st, 3-rd, 4-th columns of matrix A respectively, i.e., $C = [a_1, a_3, a_4]$. Furthermore, since the last row of R is a zero vector, the 4-th column of C does not account for any computation so that we can just ignore the 4-th column of C and the 4-th row of R . And this C is the only matrix that can reconstruct the 1-st, 3-rd, 4-th columns of A as the pivots of R are all 1. We obtain

$$A = CR.$$

This completes the proof. ■

In short, we first compute the reduced row echelon form of the matrix A by $rref(A)$, Then C is obtained by removing from A all the non-pivot columns (this can be determined by looking for columns in $rref(A)$ which do not contain a pivot). And R is obtained by eliminating zero rows of $rref(A)$. And this is actually a special case of **rank decomposition** of matrix A . However, CR decomposition is so special that it involves the reduced row echelon form so we introduce it here particularly.

R has a remarkable form whose r columns containing the pivots form an $r \times r$ identity matrix. Note again that we can just remove the zero rows from the row reduced echelon form to obtain this matrix R . In [Strang \(2021\)](#), the authors give a specific notation for the row reduced echelon form without removing the zero rows as R_0 :

$$R_0 = rref(A) = \begin{bmatrix} R \\ 0 \end{bmatrix} = \begin{bmatrix} I_r & F \\ 0 & 0 \end{bmatrix} P,^1$$

1. Permutation matrix P on the right-hand side of a matrix is to permute the column of that matrix.

where the $p \times p$ permutation matrix \mathbf{P} puts the columns of $r \times r$ identity matrix \mathbf{I}_r into the correct positions, matching the first r linearly independent columns of the original matrix \mathbf{A} .

The important theorem in linear algebra that the row rank equals the column rank of any matrix can be proved by the UTV framework (Theorem A.1, p. 135, see Lu (2021) for using UTV to prove the theorem). The CR decomposition also reveals the theorem.

Proof [of Theorem A.1, p. 135, A Second Way] For CR decomposition of matrix $\mathbf{A} = \mathbf{C}\mathbf{R}$, we have $\mathbf{R} = [\mathbf{I}_r, \mathbf{F}]\mathbf{P}$, where \mathbf{P} is a $p \times p$ permutation to put the columns of the $r \times r$ identity matrix \mathbf{I}_r into the correct positions as shown above. It can be easily verified that the r rows of \mathbf{R} are linearly independent because of the submatrix \mathbf{I}_r (since \mathbf{I}_r is nonsingular) such that the row rank of \mathbf{R} is r .

Firstly, from the definition of the CR decomposition, the r columns of \mathbf{C} are from r linearly independent columns of \mathbf{A} , and the column rank of \mathbf{A} is r . Further,

- Since $\mathbf{A} = \mathbf{C}\mathbf{R}$, all rows of \mathbf{A} are combinations of the rows of \mathbf{R} . That is, the row rank of \mathbf{A} is no larger than the row rank of \mathbf{R} ;
- From $\mathbf{A} = \mathbf{C}\mathbf{R}$, we also have $(\mathbf{C}^\top \mathbf{C})^{-1} \mathbf{C}^\top \mathbf{C}\mathbf{R} = (\mathbf{C}^\top \mathbf{C})^{-1} \mathbf{C}^\top \mathbf{A}$, that is $\mathbf{R} = (\mathbf{C}^\top \mathbf{C})^{-1} \mathbf{C}^\top \mathbf{A}$. $\mathbf{C}^\top \mathbf{C}$ is nonsingular since it has full column rank r . Then all rows of \mathbf{R} are also combinations of the rows of \mathbf{A} . That is, the row rank of \mathbf{R} is no larger than the row rank of \mathbf{A} ;
- By “sandwiching”, the row rank of \mathbf{A} is equal to the row rank of \mathbf{R} which is r .

Therefore, both the row rank and column rank of \mathbf{A} are equal to r from which the result follows. ■

In the above proof, we apply CR decomposition to show that the row rank of a matrix is equal to its column rank. Moreover, we will also discuss the special form of pseudo-inverse from CR decomposition in Appendix C.1 (p. 175).

B.1.3 Rank Decomposition

We previously mentioned that the CR decomposition is a special case of rank decomposition. Formally, we prove the existence of the rank decomposition rigorously in the following theorem.

Theorem B.4 (Rank Decomposition) *Any rank- r matrix $\mathbf{A} \in \mathbb{R}^{n \times p}$ can be factored as*

$$\underset{n \times p}{\mathbf{A}} = \underset{n \times r}{\mathbf{D}} \underset{r \times p}{\mathbf{F}},$$

where $\mathbf{D} \in \mathbb{R}^{n \times r}$ has rank r , and $\mathbf{F} \in \mathbb{R}^{r \times p}$ also has rank r , i.e., \mathbf{D}, \mathbf{F} have full rank r .

The storage for the decomposition is then reduced or potentially increased from np to $r(n + p)$.

Proof [of Theorem B.4] By ULV decomposition in Theorem 1.8 (p. 27), we can decompose \mathbf{A} by

$$\mathbf{A} = \mathbf{U} \begin{bmatrix} \mathbf{L} & \mathbf{0} \\ \mathbf{0} & \mathbf{0} \end{bmatrix} \mathbf{V}.$$

Let $\mathbf{U}_0 = \mathbf{U}_{:,1:r}$ and $\mathbf{V}_0 = \mathbf{V}_{1:r,:}$, i.e., \mathbf{U}_0 contains only the first r columns of \mathbf{U} , and \mathbf{V}_0 contains only the first r rows of \mathbf{V} . Then, we still have $\mathbf{A} = \mathbf{U}_0 \mathbf{L} \mathbf{V}_0$ where $\mathbf{U}_0 \in \mathbb{R}^{n \times r}$ and $\mathbf{V}_0 \in \mathbb{R}^{r \times p}$. This is also known as the reduced ULV decomposition as shown in Figure 1.6 (p. 29). Let $\{\mathbf{D} = \mathbf{U}_0 \mathbf{L}$ and $\mathbf{F} = \mathbf{V}_0\}$, or $\{\mathbf{D} = \mathbf{U}_0$ and $\mathbf{F} = \mathbf{L} \mathbf{V}_0\}$, we find such rank decompositions. \blacksquare

The rank decomposition is not unique. Even by elementary transformations, we have

$$\mathbf{A} = \mathbf{E}_1 \begin{bmatrix} \mathbf{Z} & \mathbf{0} \\ \mathbf{0} & \mathbf{0} \end{bmatrix} \mathbf{E}_2,$$

where $\mathbf{E}_1 \in \mathbb{R}^{n \times n}$, $\mathbf{E}_2 \in \mathbb{R}^{p \times p}$ represent elementary row and column operations, $\mathbf{Z} \in \mathbb{R}^{r \times r}$. The transformation is rather general, and there are dozens of these $\mathbf{E}_1, \mathbf{E}_2, \mathbf{Z}$. By similar construction on this decomposition as shown in the above proof, we can recover another rank decomposition.

Analogously, we can find such \mathbf{D}, \mathbf{F} by SVD, URV, CR, CUR, and many other decompositional algorithms. However, we may connect the different rank decompositions by the following lemma.

Lemma B.5 (Connection Between Rank Decompositions) *For any two rank decompositions of $\mathbf{A} = \mathbf{D}_1 \mathbf{F}_1 = \mathbf{D}_2 \mathbf{F}_2$, there exists a nonsingular matrix \mathbf{P} such that*

$$\mathbf{D}_1 = \mathbf{D}_2 \mathbf{P} \quad \text{and} \quad \mathbf{F}_1 = \mathbf{P}^{-1} \mathbf{F}_2.$$

Proof [of Lemma B.5] Since $\mathbf{D}_1 \mathbf{F}_1 = \mathbf{D}_2 \mathbf{F}_2$, we have $\mathbf{D}_1 \mathbf{F}_1 \mathbf{F}_1^\top = \mathbf{D}_2 \mathbf{F}_2 \mathbf{F}_1^\top$. It is trivial that $\text{rank}(\mathbf{F}_1 \mathbf{F}_1^\top) = \text{rank}(\mathbf{F}_1) = r$ such that $\mathbf{F}_1 \mathbf{F}_1^\top$ is a square matrix with full rank and thus is nonsingular. This implies $\mathbf{D}_1 = \mathbf{D}_2 \mathbf{F}_2 \mathbf{F}_1^\top (\mathbf{F}_1 \mathbf{F}_1^\top)^{-1}$. Let $\mathbf{P} = \mathbf{F}_2 \mathbf{F}_1^\top (\mathbf{F}_1 \mathbf{F}_1^\top)^{-1}$, we have $\mathbf{D}_1 = \mathbf{D}_2 \mathbf{P}$ and $\mathbf{F}_1 = \mathbf{P}^{-1} \mathbf{F}_2$. \blacksquare

B.2. QR Decomposition

In this appendix, we provide the proof for Theorem 1.5 (p. 24), the existence of QR decomposition. In many applications, we are interested in the column space of a matrix $\mathbf{X} = [\mathbf{x}_1, \mathbf{x}_2, \dots, \mathbf{x}_p] \in \mathbb{R}^{n \times p}$. The successive spaces spanned by the columns $\mathbf{x}_1, \mathbf{x}_2, \dots$ of \mathbf{X} are

$$\mathcal{C}([\mathbf{x}_1]) \subseteq \mathcal{C}([\mathbf{x}_1, \mathbf{x}_2]) \subseteq \mathcal{C}([\mathbf{x}_1, \mathbf{x}_2, \mathbf{x}_3]) \subseteq \dots,$$

where $\mathcal{C}([\dots])$ is the subspace spanned by the vectors included in the brackets. The idea of QR decomposition is the construction of a sequence of orthonormal vectors $\mathbf{q}_1, \mathbf{q}_2, \dots$ that span the same successive subspaces. That is

$$\mathcal{C}([\mathbf{q}_1]) = \mathcal{C}([\mathbf{x}_1]), \quad \mathcal{C}([\mathbf{q}_1, \mathbf{q}_2]) = \mathcal{C}([\mathbf{x}_1, \mathbf{x}_2]), \quad \mathcal{C}([\mathbf{q}_1, \mathbf{q}_2, \mathbf{q}_3]) = \mathcal{C}([\mathbf{x}_1, \mathbf{x}_2, \mathbf{x}_3]), \dots$$

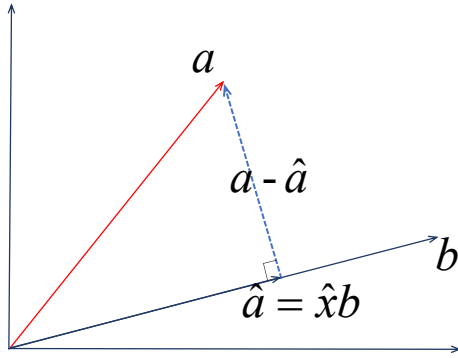
To achieve this, we first discuss how to project a vector onto another vector, based on which the Gram-Schmidt process is employed iteratively.

B.2.1 Project a Vector Onto Another Vector

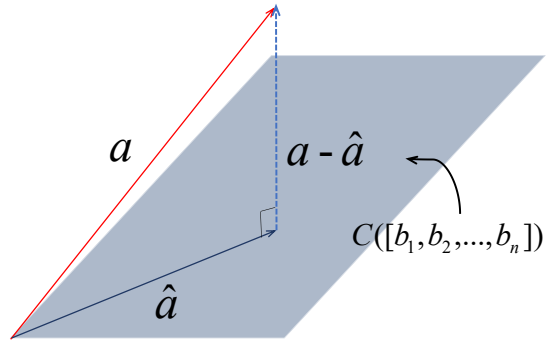
Project a vector \mathbf{a} to a vector \mathbf{b} is to find the vector closest to \mathbf{a} on the line of \mathbf{b} . The projection vector $\hat{\mathbf{a}}$ is some multiple of \mathbf{b} . Let $\hat{\mathbf{a}} = \hat{x}\mathbf{b}$ and $\mathbf{a} - \hat{\mathbf{a}}$ is perpendicular to \mathbf{b} as shown in Figure B.1(a). We then get the following result:

Project Vector \mathbf{a} Onto Vector \mathbf{b}

$$\mathbf{a} - \hat{\mathbf{a}} \text{ is perpendicular to } \mathbf{b}, \text{ so } (\mathbf{a} - \hat{x}\mathbf{b})^\top \mathbf{b} = 0: \hat{x} = \frac{\mathbf{a}^\top \mathbf{b}}{\mathbf{b}^\top \mathbf{b}} \text{ and } \hat{\mathbf{a}} = \frac{\mathbf{a}^\top \mathbf{b}}{\mathbf{b}^\top \mathbf{b}} \mathbf{b} = \frac{\mathbf{b}\mathbf{b}^\top}{\mathbf{b}^\top \mathbf{b}} \mathbf{a}.$$



(a) Project onto a line



(b) Project onto a space

Figure B.1: Project a vector onto a line and onto a space.

B.2.2 Project a Vector Onto a Plane

Project a vector \mathbf{a} to a space spanned by $\mathbf{b}_1, \mathbf{b}_2, \dots, \mathbf{b}_n$ is to find the vector closest to \mathbf{a} on the column space of $[\mathbf{b}_1, \mathbf{b}_2, \dots, \mathbf{b}_n]$. The projection vector $\hat{\mathbf{a}}$ is a combination of $\mathbf{b}_1, \mathbf{b}_2, \dots, \mathbf{b}_n$: $\hat{\mathbf{a}} = \hat{x}_1\mathbf{b}_1 + \hat{x}_2\mathbf{b}_2 + \dots + \hat{x}_n\mathbf{b}_n$. This is actually a least squares problem. To find the projection, we just solve the normal equation $\mathbf{B}^\top \mathbf{B} \hat{\mathbf{x}} = \mathbf{B}^\top \mathbf{a}$ where $\mathbf{B} = [\mathbf{b}_1, \mathbf{b}_2, \dots, \mathbf{b}_n]$

and $\hat{\mathbf{x}} = [\hat{x}_1, \hat{x}_2, \dots, \hat{x}_n]$. For each vector \mathbf{b}_i , the projection of \mathbf{a} in the direction of \mathbf{b}_i can be analogously obtained by

$$\hat{\mathbf{a}}_i = \frac{\mathbf{b}_i \mathbf{b}_i^\top}{\mathbf{b}_i^\top \mathbf{b}_i} \mathbf{a}, \quad \forall i \in \{1, 2, \dots, n\}.$$

Let $\hat{\mathbf{a}} = \sum_{i=1}^n \hat{\mathbf{a}}_i$, this results in

$$\mathbf{a}^\perp = (\mathbf{a} - \hat{\mathbf{a}}) \perp \mathcal{C}(\mathbf{B}),$$

i.e., $(\mathbf{a} - \hat{\mathbf{a}})$ is perpendicular to the column space of $\mathbf{B} = [\mathbf{b}_1, \mathbf{b}_2, \dots, \mathbf{b}_n]$ as shown in Figure B.1(b).

B.2.3 Existence of the QR Decomposition via the Gram-Schmidt Process

We then develop the Gram-Schmidt process based on the projection of a vector. Given three independent vectors $\mathbf{a}_1, \mathbf{a}_2, \mathbf{a}_3$ and the space spanned by the three vectors $\mathcal{C}([\mathbf{a}_1, \mathbf{a}_2, \mathbf{a}_3])$, i.e., the column space of matrix $[\mathbf{a}_1, \mathbf{a}_2, \mathbf{a}_3]$. We intend to construct three orthogonal vectors $\mathbf{b}_1, \mathbf{b}_2, \mathbf{b}_3$ in which case $\mathcal{C}([\mathbf{b}_1, \mathbf{b}_2, \mathbf{b}_3]) = \mathcal{C}([\mathbf{a}_1, \mathbf{a}_2, \mathbf{a}_3])$. Then we divide the orthogonal vectors by their length to normalize. This process produces three orthonormal vectors $\mathbf{q}_1 = \frac{\mathbf{b}_1}{\|\mathbf{b}_1\|}$, $\mathbf{q}_2 = \frac{\mathbf{b}_2}{\|\mathbf{b}_2\|}$, $\mathbf{q}_3 = \frac{\mathbf{b}_3}{\|\mathbf{b}_3\|}$.

For the first vector, we choose $\mathbf{b}_1 = \mathbf{a}_1$ directly. The second vector \mathbf{b}_2 must be perpendicular to the first one. This is actually the vector \mathbf{a}_2 subtracting its projection along \mathbf{b}_1 :

$$\begin{aligned} \mathbf{b}_2 &= \mathbf{a}_2 - \frac{\mathbf{b}_1 \mathbf{b}_1^\top}{\mathbf{b}_1^\top \mathbf{b}_1} \mathbf{a}_2 = (\mathbf{I} - \frac{\mathbf{b}_1 \mathbf{b}_1^\top}{\mathbf{b}_1^\top \mathbf{b}_1}) \mathbf{a}_2 && \text{(Projection view)} \\ &= \mathbf{a}_2 - \underbrace{\frac{\mathbf{b}_1^\top \mathbf{a}_2}{\mathbf{b}_1^\top \mathbf{b}_1} \mathbf{b}_1}_{\hat{\mathbf{a}}_2}, && \text{(Combination view)} \end{aligned}$$

where the first equation shows \mathbf{b}_2 is a multiplication of a matrix and \mathbf{a}_2 , i.e., project \mathbf{a}_2 onto the orthogonal complement space of $\mathcal{C}([\mathbf{b}_1])$. The second equation shows \mathbf{a}_2 is a combination of \mathbf{b}_1 and \mathbf{b}_2 . Clearly, the space spanned by $\mathbf{b}_1, \mathbf{b}_2$ is the same space spanned by $\mathbf{a}_1, \mathbf{a}_2$. The situation is shown in Figure B.2(a) in which we choose **the direction of \mathbf{b}_1 as the x -axis in the Cartesian coordinate system**. $\hat{\mathbf{a}}_2$ is the projection of \mathbf{a}_2 onto the line \mathbf{b}_1 . It can be clearly shown that the part of \mathbf{a}_2 perpendicular to \mathbf{b}_1 is $\mathbf{b}_2 = \mathbf{a}_2 - \hat{\mathbf{a}}_2$ from the figure.

For the third vector \mathbf{b}_3 , it must be perpendicular to both the \mathbf{b}_1 and \mathbf{b}_2 which is actually the vector \mathbf{a}_3 subtracting its projection along the plane spanned by \mathbf{b}_1 and \mathbf{b}_2

$$\begin{aligned} \mathbf{b}_3 &= \mathbf{a}_3 - \frac{\mathbf{b}_1 \mathbf{b}_1^\top}{\mathbf{b}_1^\top \mathbf{b}_1} \mathbf{a}_3 - \frac{\mathbf{b}_2 \mathbf{b}_2^\top}{\mathbf{b}_2^\top \mathbf{b}_2} \mathbf{a}_3 = (\mathbf{I} - \frac{\mathbf{b}_1 \mathbf{b}_1^\top}{\mathbf{b}_1^\top \mathbf{b}_1} - \frac{\mathbf{b}_2 \mathbf{b}_2^\top}{\mathbf{b}_2^\top \mathbf{b}_2}) \mathbf{a}_3 && \text{(Projection view)} \\ &= \mathbf{a}_3 - \underbrace{\frac{\mathbf{b}_1^\top \mathbf{a}_3}{\mathbf{b}_1^\top \mathbf{b}_1} \mathbf{b}_1}_{\hat{\mathbf{a}}_3} - \underbrace{\frac{\mathbf{b}_2^\top \mathbf{a}_3}{\mathbf{b}_2^\top \mathbf{b}_2} \mathbf{b}_2}_{\hat{\mathbf{a}}_3}, && \text{(Combination view)} \end{aligned} \tag{B.1}$$

where the first equation shows \mathbf{b}_3 is a multiplication of a matrix and \mathbf{a}_3 , i.e., project \mathbf{a}_3 onto the orthogonal complement space of $\mathcal{C}([\mathbf{b}_1, \mathbf{b}_2])$. The second equation shows \mathbf{a}_3 is a combination of $\mathbf{b}_1, \mathbf{b}_2, \mathbf{b}_3$. We will see this property is essential in the idea of QR decomposition.

Again, it can be shown that the space spanned by $\mathbf{b}_1, \mathbf{b}_2, \mathbf{b}_3$ is the same space spanned by $\mathbf{a}_1, \mathbf{a}_2, \mathbf{a}_3$. The situation is shown in Figure B.2(b), in which we choose **the direction of \mathbf{b}_2 as the y -axis of the Cartesian coordinate system**. $\hat{\mathbf{a}}_3$ is the projection of \mathbf{a}_3 onto the line \mathbf{b}_1 , $\bar{\mathbf{a}}_3$ is the projection of \mathbf{a}_3 onto the line \mathbf{b}_2 . It can be shown that the part of \mathbf{a}_3 perpendicular to both \mathbf{b}_1 and \mathbf{b}_2 is $\mathbf{b}_3 = \mathbf{a}_3 - \hat{\mathbf{a}}_3 - \bar{\mathbf{a}}_3$ from the figure.

Finally, we normalize each vector by dividing their length which produces three orthonormal vectors $\mathbf{q}_1 = \frac{\mathbf{b}_1}{\|\mathbf{b}_1\|}$, $\mathbf{q}_2 = \frac{\mathbf{b}_2}{\|\mathbf{b}_2\|}$, $\mathbf{q}_3 = \frac{\mathbf{b}_3}{\|\mathbf{b}_3\|}$.

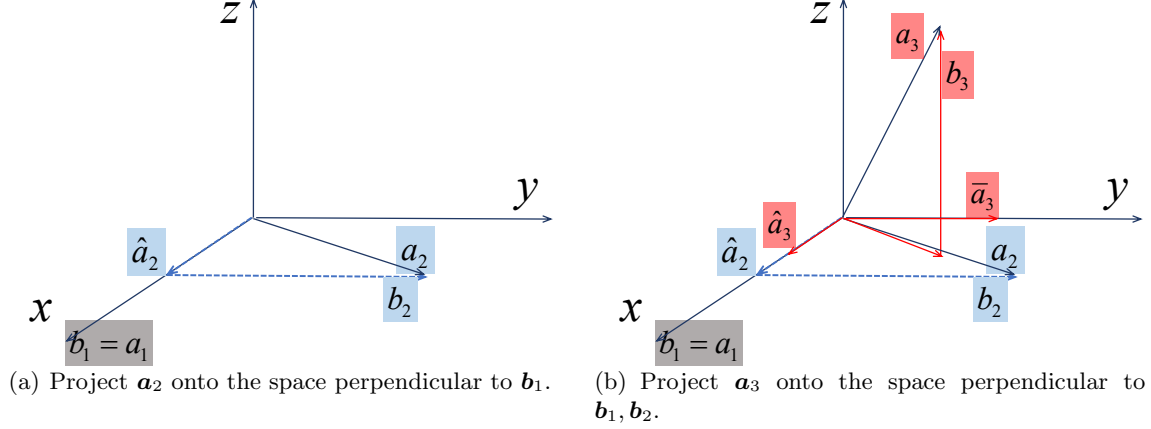


Figure B.2: Gram-Schmidt process.

This idea can be extended to a set of vectors rather than only three. And we call this process as *Gram-Schmidt process*. After this process, matrix \mathbf{X} will be triangularized. The method is named after Jørgen Pedersen Gram and Erhard Schmidt, but it appeared earlier in the work of Pierre-Simon Laplace in the theory of Lie group decomposition.

The Gram-Schmidt process is not the only algorithm for QR decomposition. Several other QR decomposition algorithms exist such as Householder reflections and Givens rotations which are more reliable in the presence of round-off errors. These QR decomposition methods may also change the order in which the columns of \mathbf{X} are processed.

B.2.4 Orthogonal vs Orthonormal

The vectors $\mathbf{q}_1, \mathbf{q}_2, \dots, \mathbf{q}_p \in \mathbb{R}^n$ are orthogonal when their dot products $\mathbf{q}_i^\top \mathbf{q}_j$ are zero whenever $i \neq j$. When each vector is divided by its length, the vectors become orthogonal unit vectors. Then the vectors $\mathbf{q}_1, \mathbf{q}_2, \dots, \mathbf{q}_p$ are *orthonormal*. We put the orthonormal vectors into a matrix \mathbf{Q} .

When $n \neq p$: the matrix \mathbf{Q} is easy to work with because $\mathbf{Q}^\top \mathbf{Q} = \mathbf{I} \in \mathbb{R}^{p \times p}$.

When $n = p$: the matrix \mathbf{Q} is square, $\mathbf{Q}^\top \mathbf{Q} = \mathbf{I}$ means that $\mathbf{Q}^\top = \mathbf{Q}^{-1}$, i.e., the transpose of \mathbf{Q} is the inverse of \mathbf{Q} . Then we also have $\mathbf{Q}\mathbf{Q}^\top = \mathbf{I}$, i.e., \mathbf{Q}^\top is the two-sided inverse of \mathbf{Q} . We call this \mathbf{Q} an **orthogonal matrix**. Note here we use the term *orthogonal matrix* to mean the matrix \mathbf{Q} has orthonormal columns. The term orthonormal matrix is not used for historical reasons.

B.2.5 Property of the QR Decomposition

Given any matrix \mathbf{X} , we have the property: $\mathcal{N}(\mathbf{X}^\top)$ is the orthogonal complement of the column space $\mathcal{C}(\mathbf{X})$ in \mathbb{R}^n : $\dim(\mathcal{N}(\mathbf{X}^\top)) + \dim(\mathcal{C}(\mathbf{X})) = n$; This is called rank-nullity theorem. And the proof can be found in Appendix A.2 (p. 136). In specific, from QR decomposition, we can find a basis for this subspace. In singular value decomposition, we will also find the basis for $\mathcal{N}(\mathbf{X})$ and $\mathcal{C}(\mathbf{X}^\top)$.

Lemma B.6 (Orthonormal Basis in \mathbb{R}^n) *For full QR decomposition, we have the following property:*

- $\{\mathbf{q}_1, \mathbf{q}_2, \dots, \mathbf{q}_p\}$ is an orthonormal basis of $\mathcal{C}(\mathbf{X})$;
- $\{\mathbf{q}_{p+1}, \mathbf{q}_{p+2}, \dots, \mathbf{q}_n\}$ is an orthonormal basis of $\mathcal{N}(\mathbf{X}^\top)$.

Proof [of Lemma B.6] From the Gram-Schmidt process, it is trivial that $\text{span}\{\mathbf{x}_1, \mathbf{x}_2, \dots, \mathbf{x}_k\}$ is equal to $\text{span}\{\mathbf{q}_1, \mathbf{q}_2, \dots, \mathbf{q}_k\}$ for all $k \in \{1, 2, \dots, p\}$. Thus $\mathcal{C}(\mathbf{X}) = \text{span}\{\mathbf{x}_1, \mathbf{x}_2, \dots, \mathbf{x}_p\} = \text{span}\{\mathbf{q}_1, \mathbf{q}_2, \dots, \mathbf{q}_p\}$, and $\{\mathbf{q}_1, \mathbf{q}_2, \dots, \mathbf{q}_p\}$ is an orthonormal basis for the column space of \mathbf{X} . As $\mathcal{N}(\mathbf{X}^\top) \perp \mathcal{C}(\mathbf{X})$, $\dim(\mathcal{N}(\mathbf{X}^\top)) = n - \dim(\mathcal{C}(\mathbf{X})) = n - p$. And the space spanned by $\{\mathbf{q}_{p+1}, \mathbf{q}_{p+2}, \dots, \mathbf{q}_n\}$ is also $\perp \mathcal{C}(\mathbf{X})$ with dimension $n - p$. Thus, $\{\mathbf{q}_{p+1}, \mathbf{q}_{p+2}, \dots, \mathbf{q}_n\}$ is an orthonormal basis for $\mathcal{N}(\mathbf{X}^\top)$. ■

B.2.6 Computing the Reduced QR Decomposition via the Gram-Schmidt Process

We write out this form of QR Decomposition

$$\mathbf{X} = [\mathbf{x}_1 \ \mathbf{x}_2 \ \dots \ \mathbf{x}_p] = [\mathbf{q}_1 \ \mathbf{q}_2 \ \dots \ \mathbf{q}_p] \begin{bmatrix} r_{11} & r_{12} & \dots & r_{1p} \\ & r_{22} & \dots & r_{2p} \\ 0 & & \ddots & \vdots \\ & & & r_{pp} \end{bmatrix}.$$

The orthogonal matrix \mathbf{Q} can be easily calculated by the Gram-Schmidt process. To see why we have the upper triangular matrix \mathbf{R} , we write out these equations:

$$\begin{aligned} \mathbf{x}_1 &= r_{11}\mathbf{q}_1 &= \sum_{i=1}^1 r_{i1}\mathbf{q}_i, \\ \mathbf{x}_2 &= r_{12}\mathbf{q}_1 + r_{22}\mathbf{q}_2 &= \sum_{i=1}^2 r_{i2}\mathbf{q}_i, \\ &\vdots & \\ \mathbf{x}_p &= r_{1p}\mathbf{q}_1 + r_{2p}\mathbf{q}_2 + \dots + r_{pp}\mathbf{q}_p &= \sum_{i=1}^p r_{ip}\mathbf{q}_i, \end{aligned}$$

which coincide with the second equation of Equation (B.1) and make the shape of an upper triangular matrix \mathbf{R} . And if we extend the idea of Equation (B.1) into the p -th term, we get

$$\begin{aligned}\mathbf{x}_p &= \sum_{i=1}^{p-1} (\mathbf{q}_i^\top \mathbf{x}_p) \mathbf{q}_i + \mathbf{b}_p \\ &= \sum_{i=1}^{p-1} (\mathbf{q}_i^\top \mathbf{x}_p) \mathbf{q}_i + \|\mathbf{b}_p\| \mathbf{q}_p,\end{aligned}$$

which implies we can gradually orthonormalize \mathbf{X} to an orthonormal set $\mathbf{Q} = [\mathbf{q}_1, \mathbf{q}_2, \dots, \mathbf{q}_p]$ as in Algorithm 2.

Algorithm 2 Reduced QR Decomposition

Require: matrix \mathbf{X} has independent columns with size $n \times p$ and $n \geq p$;

$$\begin{aligned}1 : \mathbf{q}_1 &= \mathbf{x}_1 / r_{11}, & r_{11} &= \|\mathbf{x}_1\|, \\ 2 : \mathbf{q}_2 &= (\mathbf{x}_2 - r_{12} \mathbf{q}_1) / r_{22}, & r_{12} &= \mathbf{q}_1^\top \mathbf{x}_2, r_{22} = \|\mathbf{x}_2 - r_{12} \mathbf{q}_1\|, \\ 3 : \mathbf{q}_3 &= (\mathbf{x}_3 - r_{13} \mathbf{q}_1 - r_{23} \mathbf{q}_2) / r_{33}, & r_{13} &= \mathbf{q}_1^\top \mathbf{x}_3, r_{23} = \mathbf{q}_2^\top \mathbf{x}_3, r_{33} = \|\mathbf{x}_3 - r_{13} \mathbf{q}_1 - r_{23} \mathbf{q}_2\|, \\ & \vdots & & \vdots \\ n : \mathbf{q}_p &= (\mathbf{x}_p - \sum_{i=1}^{p-1} r_{ip} \mathbf{q}_i) / r_{pp}, & r_{ip} &= \mathbf{q}_i^\top \mathbf{x}_p, r_{pp} = \|\mathbf{x}_p - \sum_{i=1}^{p-1} r_{ip} \mathbf{q}_i\|, \forall i \in \{1, 2, \dots, p-1\},\end{aligned}$$

It can be shown Algorithm 2 requires $\sim 2np^2$ flops to compute a reduced QR decomposition of an $n \times p$ matrix with independent columns and $n \geq p$. See Lu (2021) for more details on the complexity of QR decomposition.

B.2.7 Full QR Decomposition via the Gram-Schmidt Process

A full QR decomposition of an $n \times p$ matrix with independent columns goes further by appending additional $n - p$ orthonormal columns to \mathbf{Q} so that it becomes an $n \times n$ orthogonal matrix. In addition, rows of zeros are appended to \mathbf{R} so that it becomes an $n \times p$ upper triangular matrix. We refer to the additional columns in \mathbf{Q} as **silent columns** and additional rows in \mathbf{R} as **silent rows**. The comparison of reduced QR decomposition and full QR decomposition is shown in Figure 1.4 (p. 24) where silent columns in \mathbf{Q} are denoted in grey, blank entries are zero and blue entries are elements that are not necessarily zero.

B.2.8 Dependent Columns

Previously, we assumed matrix \mathbf{X} has independent columns. However, this is not always necessary. Suppose in step k of Algorithm 2, \mathbf{x}_k is in the plane spanned by $\mathbf{q}_1, \mathbf{q}_2, \dots, \mathbf{q}_{k-1}$ which is equivalent to the space spanned by $\mathbf{x}_1, \mathbf{x}_2, \dots, \mathbf{x}_{k-1}$, i.e., vectors $\mathbf{x}_1, \mathbf{x}_2, \dots, \mathbf{x}_k$ are

dependent. Then r_{kk} will be zero and \mathbf{q}_k does not exist because of the zero division. At this moment, we simply pick \mathbf{q}_k arbitrarily to be any normalized vector that is orthogonal to $\mathcal{C}([\mathbf{q}_1, \mathbf{q}_2, \dots, \mathbf{q}_{k-1}])$ and continue the Gram-Schmidt process. Again, for matrix \mathbf{X} with dependent columns, we have both reduced and full QR decomposition algorithms. We reformulate the k -th step in the algorithm as follows:

$$\mathbf{q}_k = \begin{cases} (\mathbf{x}_k - \sum_{i=1}^{k-1} r_{ik} \mathbf{q}_i) / r_{kk}, & r_{ik} = \mathbf{q}_i^\top \mathbf{x}_k, r_{kk} = \|\mathbf{x}_k - \sum_{i=1}^{k-1} r_{ik} \mathbf{q}_i\|, \text{ if } r_{kk} \neq 0, \\ \text{pick one in } \mathcal{C}^\perp([\mathbf{q}_1, \mathbf{q}_2, \dots, \mathbf{q}_{k-1}]), & \text{if } r_{kk} = 0. \end{cases}$$

This idea can be further extended that when \mathbf{q}_k does not exist, we just skip the current steps. And add the silent columns in the end. In this sense, QR decomposition for a matrix with dependent columns is not unique. However, as long as you follow a systematic process or methodical procedure, QR decomposition for any matrix is unique.

This finding can also help to decide whether a set of vectors are independent or not. Whenever r_{kk} in Algorithm 2 is zero, we report the vectors $\mathbf{x}_1, \mathbf{x}_2, \dots, \mathbf{x}_k$ are dependent and stop the algorithm for “independent checking”.

B.2.9 Existence of the QR Decomposition via the Householder Reflector

In this section, we provide another view to find the QR decomposition via the Householder reflector. We first give the formal definition of a Householder reflector and we will discuss its properties.

Definition B.1 (Householder Reflector) Let $\mathbf{u} \in \mathbb{R}^p$ be a vector of unit length (i.e., $\|\mathbf{u}\| = 1$). Then $\mathbf{H} = \mathbf{I} - 2\mathbf{u}\mathbf{u}^\top$ is said to be a Householder reflector, a.k.a., Householder transformation. We call this \mathbf{H} the Householder reflector associated with the unit vector \mathbf{u} .

Then we have the following corollary from this definition.

Corollary B.7 (Unreflected by Householder) Any vector \mathbf{v} that is perpendicular to \mathbf{u} is left unchanged by the Householder transformation.

The proof is trivial that $(\mathbf{I} - 2\mathbf{u}\mathbf{u}^\top)\mathbf{v} = \mathbf{v} - 2\mathbf{u}\mathbf{u}^\top\mathbf{v} = \mathbf{v}$.

Suppose \mathbf{u} is a unit vector, and a vector \mathbf{v} is perpendicular to \mathbf{u} . Then any vector \mathbf{x} on the plane can be decomposed into two parts $\mathbf{x} = \mathbf{x}_v + \mathbf{x}_u$: the first one \mathbf{x}_u is parallel to \mathbf{u} and the second one \mathbf{x}_v is perpendicular to \mathbf{u} (i.e., parallel to \mathbf{v}). Following from Section B.2.1 (p. 147), \mathbf{x}_u can be computed by $\mathbf{x}_u = \frac{\mathbf{u}\mathbf{u}^\top}{\mathbf{u}^\top\mathbf{u}}\mathbf{x} = \mathbf{u}\mathbf{u}^\top\mathbf{x}$. We then transform this \mathbf{x} by the Householder reflector associated with \mathbf{u} , $\mathbf{H}\mathbf{x} = (\mathbf{I} - 2\mathbf{u}\mathbf{u}^\top)(\mathbf{x}_v + \mathbf{x}_u) = \mathbf{x}_v - \mathbf{u}\mathbf{u}^\top\mathbf{x} = \mathbf{x}_v - \mathbf{x}_u$. That is, the space perpendicular to \mathbf{u} acts as a mirror and any vector \mathbf{x} is reflected by the Householder reflector associated with \mathbf{u} . The situation is shown in Figure B.3.

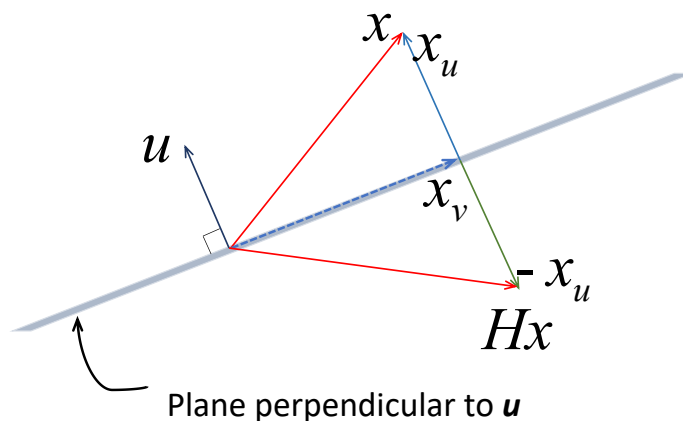


Figure B.3: Demonstration of Householder reflector

If we know two vectors are reflected to each other, the next corollary tells us how to find the associated Householder reflector.

Corollary B.8 (Finding the Householder Reflector) Suppose \mathbf{x} is reflected to \mathbf{y} by a Householder reflector, then the Householder reflector is

$$\mathbf{H} = \mathbf{I} - 2\mathbf{u}\mathbf{u}^\top, \text{ where } \mathbf{u} = \frac{\mathbf{x} - \mathbf{y}}{\|\mathbf{x} - \mathbf{y}\|}.$$

Remark B.9 If \mathbf{H} is a Householder reflector, then it has the following properties:

- $\mathbf{H}\mathbf{H} = \mathbf{I}$;
- $\mathbf{H} = \mathbf{H}^\top$;
- $\mathbf{H}^\top\mathbf{H} = \mathbf{H}\mathbf{H}^\top = \mathbf{I}$ such that Householder reflector is an orthogonal matrix.

We note from the Gram-Schmidt section that QR decomposition is to use an orthogonal to triangularize a matrix \mathbf{X} . The further idea is that, if we have a set of orthogonal matrices that can make \mathbf{X} to be triangular step by step, then we can also recover the QR decomposition. Specifically, if we have an orthogonal matrix \mathbf{Q}_1 that can introduce zeros to the 1-st column of \mathbf{X} except the entry (1,1), and an orthogonal matrix \mathbf{Q}_2 that can introduce zeros to the 2-nd column except the entries (2,1), (2,2), \dots . Then, we can also find the QR decomposition.

For the way to introduce zeros, we could reflect the columns of the matrix to a basis vector \mathbf{e}_1 whose entries are all zero except the first entry.

Let $\mathbf{X} = [\mathbf{x}_1, \mathbf{x}_2, \dots, \mathbf{x}_n]$, and let

$$\mathbf{u}_1 = \frac{\mathbf{x}_1 - r_1 \mathbf{e}_1}{\|\mathbf{x}_1 - r_1 \mathbf{e}_1\|}, \quad r_1 = \|\mathbf{x}_1\|, \quad \text{and} \quad \mathbf{H}_1 = \mathbf{I} - 2\mathbf{u}_1 \mathbf{u}_1^\top, \quad (\text{B.2})$$

where \mathbf{e}_1 here is the first basis for \mathbb{R}^p , i.e., $\mathbf{e}_1 = [1; 0; 0; \dots; 0] \in \mathbb{R}^n$. Then

$$\mathbf{H}_1 \mathbf{X} = [\mathbf{H}_1 \mathbf{x}_1, \mathbf{H}_1 \mathbf{x}_2, \dots, \mathbf{H}_1 \mathbf{x}_p] = \begin{bmatrix} r_1 & \mathbf{R}_{1,2:p} \\ \mathbf{0} & \mathbf{B}_2 \end{bmatrix}, \quad (\text{B.3})$$

which reflects \mathbf{x}_1 to $r_1 \mathbf{e}_1$ and introduces zeros below the diagonal in the 1-st column. We realize that the entries below r_1 are all zero now. Notice that we reflect \mathbf{x}_1 to $\|\mathbf{x}_1\| \mathbf{e}_1$ the two of which have the same length, rather than reflect \mathbf{x}_1 to \mathbf{e}_1 directly. The goal of this step is to ensure *numerical stability*.

Moreover, the choice of r_1 is **not unique**. For *numerical stability*, it is desirable to choose $r_1 = -\text{sign}(\mathbf{x}_{11})\|\mathbf{x}_1\|$, where \mathbf{x}_{11} is the first component of \mathbf{x}_1 . However, we will not cover this topic here.

We can then apply this process to \mathbf{B}_2 in Equation (B.3) to make the entries below the (2,2) entry to be all zeros. Note that, we do not apply this process to the entire matrix of $\mathbf{H}_1 \mathbf{X}$ but rather the submatrix \mathbf{B}_2 in it because we have already introduced zeros in the first column, and reflecting again will introduce nonzero values back.

Suppose, $\mathbf{B}_2 = [\mathbf{b}_2, \mathbf{b}_3, \dots, \mathbf{b}_p]$, and let

$$\mathbf{u}_2 = \frac{\mathbf{b}_2 - r_2 \mathbf{e}_1}{\|\mathbf{b}_2 - r_2 \mathbf{e}_1\|}, \quad r_2 = \|\mathbf{b}_2\|, \quad \widetilde{\mathbf{H}}_2 = \mathbf{I} - 2\mathbf{u}_2 \mathbf{u}_2^\top, \quad \text{and} \quad \mathbf{H}_2 = \begin{bmatrix} 1 & \mathbf{0} \\ \mathbf{0} & \widetilde{\mathbf{H}}_2 \end{bmatrix},$$

where now \mathbf{e}_1 here is the first basis for \mathbb{R}^{n-1} and \mathbf{H}_2 is also an orthogonal matrix since $\widetilde{\mathbf{H}}_2$ is an orthogonal matrix. Then

$$\mathbf{H}_2 \mathbf{H}_1 \mathbf{X} = [\mathbf{H}_2 \mathbf{H}_1 \mathbf{x}_1, \mathbf{H}_2 \mathbf{H}_1 \mathbf{x}_2, \dots, \mathbf{H}_2 \mathbf{H}_1 \mathbf{x}_p] = \begin{bmatrix} r_1 & \mathbf{R}_{12} & \mathbf{R}_{1,3:p} \\ 0 & r_2 & \mathbf{R}_{2,3:p} \\ \mathbf{0} & \mathbf{0} & \mathbf{C}_3 \end{bmatrix}.$$

The same process can go on, and we will finally triangularize $\mathbf{X} = (\mathbf{H}_p \mathbf{H}_{p-1} \dots \mathbf{H}_1)^{-1} \mathbf{R} = \mathbf{Q} \mathbf{R}$. And since \mathbf{H}_i 's are symmetric and orthogonal, we have $\mathbf{Q} = (\mathbf{H}_p \mathbf{H}_{p-1} \dots \mathbf{H}_1)^{-1} = \mathbf{H}_1 \mathbf{H}_2 \dots \mathbf{H}_p$.

An example of a 5×4 matrix is shown as follows where \boxtimes represents a value that is not necessarily zero, and **boldface** indicates the value has just been changed.

$$\begin{array}{ccc}
 \begin{bmatrix} \boxtimes & \boxtimes & \boxtimes & \boxtimes \\ \boxtimes & \boxtimes & \boxtimes & \boxtimes \\ \boxtimes & \boxtimes & \boxtimes & \boxtimes \\ \boxtimes & \boxtimes & \boxtimes & \boxtimes \\ \boxtimes & \boxtimes & \boxtimes & \boxtimes \end{bmatrix} & \xrightarrow{H_1} & \begin{bmatrix} \boxtimes & \boxtimes & \boxtimes & \boxtimes \\ \mathbf{0} & \boxtimes & \boxtimes & \boxtimes \\ \mathbf{0} & \boxtimes & \boxtimes & \boxtimes \\ \mathbf{0} & \boxtimes & \boxtimes & \boxtimes \\ \mathbf{0} & \boxtimes & \boxtimes & \boxtimes \end{bmatrix} \\
 \mathbf{X} & & \mathbf{H_1 X} \\
 & & \xrightarrow{H_2} \begin{bmatrix} \boxtimes & \boxtimes & \boxtimes & \boxtimes \\ 0 & \boxtimes & \boxtimes & \boxtimes \\ 0 & \mathbf{0} & \boxtimes & \boxtimes \\ 0 & \mathbf{0} & \boxtimes & \boxtimes \\ 0 & \mathbf{0} & \boxtimes & \boxtimes \end{bmatrix} \\
 & & \mathbf{H_2 H_1 X} \\
 & & \xrightarrow{H_3} \begin{bmatrix} \boxtimes & \boxtimes & \boxtimes & \boxtimes \\ 0 & \boxtimes & \boxtimes & \boxtimes \\ 0 & 0 & \boxtimes & \boxtimes \\ 0 & 0 & \mathbf{0} & \boxtimes \\ 0 & 0 & \mathbf{0} & \boxtimes \end{bmatrix} \\
 & & \mathbf{H_3 H_2 H_1 X} \\
 & & \xrightarrow{H_4} \begin{bmatrix} \boxtimes & \boxtimes & \boxtimes & \boxtimes \\ 0 & \boxtimes & \boxtimes & \boxtimes \\ 0 & 0 & \boxtimes & \boxtimes \\ 0 & 0 & 0 & \boxtimes \\ 0 & 0 & 0 & \mathbf{0} \end{bmatrix} \\
 & & \mathbf{H_4 H_3 H_2 H_1 X}
 \end{array}$$

A closer look at the QR factorization The Householder algorithm is a process that makes a matrix triangular by a sequence of orthogonal matrix operations. In the Gram-Schmidt process, we use a triangular matrix to orthogonalize the matrix. On the contrary, in the Householder algorithm, we use orthogonal matrices to triangularize. The difference between the two approaches is summarized as follows:

- Gram-Schmidt: triangular orthogonalization;
- Householder: orthogonal triangularization.

B.2.10 Existence of the QR Decomposition via the Givens Rotation

Consider the following 2×2 orthogonal matrices

$$\mathbf{F} = \begin{bmatrix} -c & s \\ s & c \end{bmatrix}, \quad \mathbf{J} = \begin{bmatrix} c & -s \\ s & c \end{bmatrix}, \quad \mathbf{G} = \begin{bmatrix} c & s \\ -s & c \end{bmatrix},$$

where $s = \sin \theta$ and $c = \cos \theta$ for some θ . The first matrix has $\det(\mathbf{F}) = -1$ and is a special case of a Householder reflector in dimension 2 such that $\mathbf{F} = \mathbf{I} - 2\mathbf{u}\mathbf{u}^\top$ where $\mathbf{u} = \left[\sqrt{\frac{1+c}{2}}, \sqrt{\frac{1-c}{2}} \right]^\top$ or $\mathbf{u} = \left[-\sqrt{\frac{1+c}{2}}, -\sqrt{\frac{1-c}{2}} \right]^\top$. The latter two matrices have $\det(\mathbf{J}) = \det(\mathbf{G}) = 1$ and effects a rotation instead of a reflection. Such a matrix is called a **Givens rotation**.

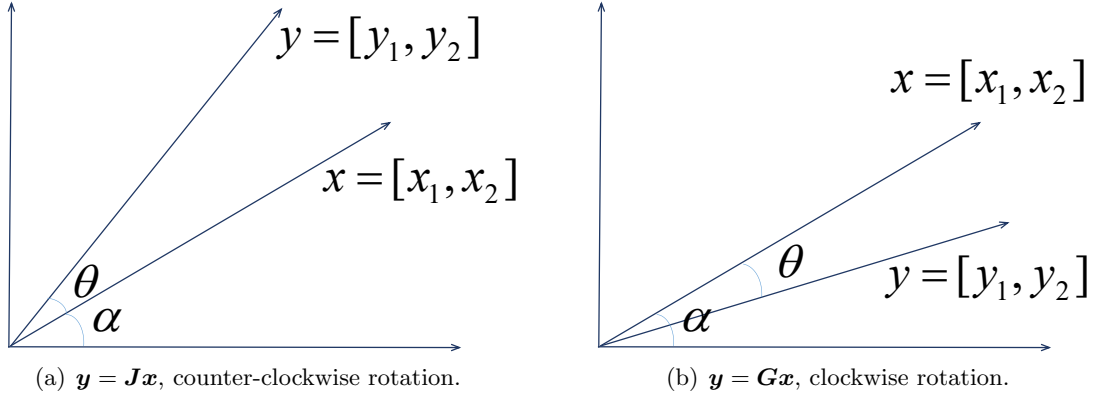


Figure B.4: Demonstration of two Givens rotations.

Figure B.4 demonstrates a rotation of \mathbf{x} under \mathbf{J} , where $\mathbf{y} = \mathbf{J}\mathbf{x}$ such that

$$\begin{cases} y_1 = c \cdot x_1 - s \cdot x_2, \\ y_2 = s \cdot x_1 + c \cdot x_2. \end{cases}$$

We want to verify the angle between \mathbf{x} and \mathbf{y} is actually θ (and counter-clockwise rotation) after the Givens rotation \mathbf{J} as shown in Figure B.4(a). Firstly, we have

$$\begin{cases} \cos(\alpha) = \frac{x_1}{\sqrt{x_1^2 + x_2^2}}, \\ \sin(\alpha) = \frac{x_2}{\sqrt{x_1^2 + x_2^2}}. \end{cases} \quad \text{and} \quad \begin{cases} \cos(\theta) = c, \\ \sin(\theta) = s. \end{cases}$$

This implies $\cos(\theta + \alpha) = \cos(\theta)\cos(\alpha) - \sin(\theta)\sin(\alpha)$. If we can show $\cos(\theta + \alpha) = \cos(\theta)\cos(\alpha) - \sin(\theta)\sin(\alpha)$ is equal to $\frac{y_1}{\sqrt{y_1^2 + y_2^2}}$, then we complete the proof.

For the former one, $\cos(\theta + \alpha) = \cos(\theta)\cos(\alpha) - \sin(\theta)\sin(\alpha) = \frac{c \cdot x_1 - s \cdot x_2}{\sqrt{x_1^2 + x_2^2}}$. For the latter one, it can be verified that $\sqrt{y_1^2 + y_2^2} = \sqrt{x_1^2 + x_2^2}$, and $\frac{y_1}{\sqrt{y_1^2 + y_2^2}} = \frac{c \cdot x_1 - s \cdot x_2}{\sqrt{x_1^2 + x_2^2}}$. This completes the proof. Similarly, we can also show that the angle between $\mathbf{y} = \mathbf{G}\mathbf{x}$ and \mathbf{x} is also θ in Figure B.4(b) and the rotation is clockwise.

More generally, we define the n -th order Givens rotation as follows.

Definition B.2 (n -th Order Givens Rotation) An $n \times n$ Givens rotation is represented by a matrix of the following form

$$\mathbf{G}_{kl} = \begin{bmatrix} 1 & & & & & & \\ & \ddots & & & & & \\ & & 1 & & & & \\ & & & c & & s & \\ & & & & 1 & & \\ & & & & & \ddots & \\ & & & & & & 1 \\ & & & -s & & c & \\ & & & & & & 1 \\ & & & & & & & \ddots & \\ & & & & & & & & 1 \end{bmatrix},$$

$k \qquad \qquad \qquad l$

where the $(k, k), (k, l), (l, k), (l, l)$ entries are $c, s, -s, c$ respectively, and $s = \cos \theta$ and $c = \sin \theta$ for some θ .

Let $\boldsymbol{\delta}_k \in \mathbb{R}^n$ be the zero vector where the k -th entry is 1. Then mathematically, the Givens rotation defined above can be denoted by

$$\mathbf{G}_{kl} = \mathbf{I} + (c - 1)(\boldsymbol{\delta}_k \boldsymbol{\delta}_k^\top + \boldsymbol{\delta}_l \boldsymbol{\delta}_l^\top) + s(\boldsymbol{\delta}_k \boldsymbol{\delta}_l^\top - \boldsymbol{\delta}_l \boldsymbol{\delta}_k^\top),$$

where the subscripts k, l indicate the **rotation is in plane k and l** .

Specifically, one can also define the n -th order Givens rotation where $(k, k), (k, l), (l, k), (l, l)$ entries are $c, -s, s, c$ respectively (note the difference in the sign of s). The ideas are the same.

It can be easily verified that the n -th order Givens rotation is an orthogonal matrix and its determinant is 1. For any vector $\mathbf{x} = [x_1, x_2, \dots, x_n]^\top \in \mathbb{R}^n$, we have $\mathbf{y} = \mathbf{G}_{kl}\mathbf{x}$, where

$$\begin{cases} y_k = c \cdot x_k + s \cdot x_l, \\ y_l = -s \cdot x_k + c \cdot x_l, \\ y_j = x_j, \end{cases} \quad (j \neq k, l)$$

That is, a Givens rotation applied to \mathbf{x} rotates two components of \mathbf{x} by some angle θ and leaves all other components the same. When $\sqrt{x_k^2 + x_l^2} \neq 0$, let $c = \frac{x_k}{\sqrt{x_k^2 + x_l^2}}$, $s = \frac{x_l}{\sqrt{x_k^2 + x_l^2}}$. Then,

$$\begin{cases} y_k = \sqrt{x_k^2 + x_l^2}, \\ y_l = 0, \\ y_j = x_j. \end{cases} \quad (j \neq k, l)$$

This finding above is essential for the QR decomposition via the Givens rotation.

Corollary B.10 (Basis From Givens Rotations Forwards) *For any vector $\mathbf{x} \in \mathbb{R}^n$, there exists a set of Givens rotations $\{\mathbf{G}_{12}, \mathbf{G}_{13}, \dots, \mathbf{G}_{1n}\}$ such that $\mathbf{G}_{1n} \dots \mathbf{G}_{13} \mathbf{G}_{12} \mathbf{x} = \|\mathbf{x}\| \mathbf{e}_1$ where $\mathbf{e}_1 \in \mathbb{R}^n$ is the first unit basis in \mathbb{R}^n .*

Proof [of Corollary B.10] From the finding above, we can find a $\mathbf{G}_{12}, \mathbf{G}_{13}, \mathbf{G}_{14}$ such that

$$\mathbf{G}_{12} \mathbf{x} = \left[\sqrt{x_1^2 + x_2^2}, 0, x_3, \dots, x_n \right]^\top,$$

$$\mathbf{G}_{13} \mathbf{G}_{12} \mathbf{x} = \left[\sqrt{x_1^2 + x_2^2 + x_3^2}, 0, 0, x_4, \dots, x_n \right]^\top,$$

and

$$\mathbf{G}_{14} \mathbf{G}_{13} \mathbf{G}_{12} \mathbf{x} = \left[\sqrt{x_1^2 + x_2^2 + x_3^2 + x_4^2}, 0, 0, 0, x_5, \dots, x_n \right]^\top.$$

Continue this process, we will obtain $\mathbf{G}_{1n} \dots \mathbf{G}_{13} \mathbf{G}_{12} = \|\mathbf{x}\| \mathbf{e}_1$. ■

Remark B.11 (Basis From Givens Rotations Backwards) *In Corollary B.10, we find the Givens rotation that introduces zeros from the 2-nd entry to the n -th entry (i.e., forward). Sometimes we want the reverse order, i.e., introduce zeros from the n -th entry to the 2-nd entry such that $\mathbf{G}_{12} \mathbf{G}_{13} \dots \mathbf{G}_{1n} \mathbf{x} = \|\mathbf{x}\| \mathbf{e}_1$ where $\mathbf{e}_1 \in \mathbb{R}^n$ is the first unit basis in \mathbb{R}^n .*

The procedure is similar, we can find a $\mathbf{G}_{1n}, \mathbf{G}_{1,(n-1)}, \mathbf{G}_{1,(n-2)}$ such that

$$\mathbf{G}_{1n} \mathbf{x} = \left[\sqrt{x_1^2 + x_n^2}, x_2, x_3, \dots, x_{n-1}, 0 \right]^\top,$$

$$\mathbf{G}_{1,(n-1)} \mathbf{G}_{1n} \mathbf{x} = \left[\sqrt{x_1^2 + x_{n-1}^2 + x_n^2}, x_2, x_3, \dots, x_{n-2}, 0, 0 \right]^\top,$$

and

$$\mathbf{G}_{1,(n-2)} \mathbf{G}_{1,(n-1)} \mathbf{G}_{1n} \mathbf{x} = \left[\sqrt{x_1^2 + x_{n-2}^2 + x_{n-1}^2 + x_n^2}, x_2, x_3, \dots, x_{n-3}, 0, 0, 0 \right]^\top.$$

Continue this process, we will obtain $\mathbf{G}_{12} \mathbf{G}_{13} \dots \mathbf{G}_{1n} \mathbf{x} = \|\mathbf{x}\| \mathbf{e}_1$.

An alternative form *Alternatively, there are rotations $\{\mathbf{G}_{12}, \mathbf{G}_{23}, \dots, \mathbf{G}_{(n-1),n}\}$ such that $\mathbf{G}_{12}\mathbf{G}_{23}\dots\mathbf{G}_{(n-1),n}\mathbf{x} = \|\mathbf{x}\|\mathbf{e}_1$ where $\mathbf{e}_1 \in \mathbb{R}^n$ is the first unit basis in \mathbb{R}^n and where*

$$\mathbf{G}_{(n-1),n}\mathbf{x} = \begin{bmatrix} x_1, x_2, \dots, x_{n-2}, \sqrt{x_{n-1}^2 + x_n^2}, 0 \end{bmatrix}^\top,$$

$$\mathbf{G}_{(n-2),(n-1)}\mathbf{G}_{(n-1),n}\mathbf{x} = \begin{bmatrix} x_1, x_2, \dots, x_{n-3}, \sqrt{x_{n-2}^2 + x_{n-1}^2 + x_n^2}, 0, 0 \end{bmatrix}^\top,$$

and

$$\mathbf{G}_{(n-3),(n-2)}\mathbf{G}_{(n-2),(n-1)}\mathbf{G}_{(n-1),n}\mathbf{x} = \begin{bmatrix} x_1, x_2, \dots, x_{n-4}, \sqrt{x_{n-3}^2 + x_{n-2}^2 + x_{n-1}^2 + x_n^2}, 0, 0, 0 \end{bmatrix}^\top.$$

Continue this process, we will obtain $\mathbf{G}_{12}\mathbf{G}_{23}\dots\mathbf{G}_{(n-1),n}\mathbf{x} = \|\mathbf{x}\|\mathbf{e}_1$.

From Corollary B.10 above, for the way to introduce zeros, we could **rotate** the columns of the matrix to a basis vector \mathbf{e}_1 whose entries are all zero except the first entry. Let $\mathbf{X} = [\mathbf{x}_1, \mathbf{x}_2, \dots, \mathbf{x}_p] \in \mathbb{R}^{n \times p}$ be the column partition of \mathbf{X} , and let

$$\mathbf{G}_1 = \mathbf{G}_{1n} \dots \mathbf{G}_{13}\mathbf{G}_{12}, \quad (\text{B.4})$$

where \mathbf{e}_1 here is the first basis for \mathbb{R}^n , i.e., $\mathbf{e}_1 = [1; 0; 0; \dots; 0] \in \mathbb{R}^n$. Then

$$\begin{aligned} \mathbf{G}_1\mathbf{X} &= [\mathbf{G}_1\mathbf{x}_1, \mathbf{G}_1\mathbf{x}_2, \dots, \mathbf{G}_1\mathbf{x}_p] \\ &= \begin{bmatrix} \|\mathbf{x}_1\| & \mathbf{R}_{1,2:p} \\ \mathbf{0} & \mathbf{B}_2 \end{bmatrix}, \end{aligned} \quad (\text{B.5})$$

which rotates \mathbf{x}_1 to $\|\mathbf{x}_1\|\mathbf{e}_1$ and introduces zeros below the diagonal in the 1-st column of \mathbf{X} . And bear in mind that the \mathbf{G}_1 above will sequentially change the (1-st, 2-nd), (1-st, 3-rd), (1-st, 4-th), \dots , (1-st, n -th) elements in pair for any vector $\mathbf{v} \in \mathbb{R}^n$.

We can then apply this process on \mathbf{B}_2 in Equation (B.5) to make the entries below the (2,2)-th entry to be all zeros. Suppose $\mathbf{B}_2 = [\mathbf{b}_2, \mathbf{b}_3, \dots, \mathbf{b}_p]$ is the column partition of \mathbf{B}_2 , and let

$$\mathbf{G}_2 = \mathbf{G}_{2n} \dots \mathbf{G}_{24}\mathbf{G}_{23},$$

where $\mathbf{G}_{2n}, \dots, \mathbf{G}_{24}, \mathbf{G}_{23}$ can be implied from context. Then

$$\mathbf{G}_2 \begin{bmatrix} \mathbf{R}_{1,2:p} \\ \mathbf{B}_2 \end{bmatrix} = \begin{bmatrix} \mathbf{R}_{12} & \mathbf{R}_{1,3:p} \\ \|\mathbf{b}_2\| & \mathbf{R}_{2,3:p} \\ \mathbf{0} & \mathbf{C}_3 \end{bmatrix},$$

and

$$\mathbf{G}_2\mathbf{G}_1\mathbf{X} = [\mathbf{G}_2\mathbf{G}_1\mathbf{x}_1, \mathbf{G}_2\mathbf{G}_1\mathbf{x}_2, \dots, \mathbf{G}_2\mathbf{G}_1\mathbf{x}_p] = \begin{bmatrix} \|\mathbf{x}_1\| & \mathbf{R}_{12} & \mathbf{R}_{1,3:p} \\ 0 & \|\mathbf{b}_2\| & \mathbf{R}_{2,3:p} \\ \mathbf{0} & \mathbf{0} & \mathbf{C}_3 \end{bmatrix}.$$

The same process can go on, and we will finally triangularize $\mathbf{X} = (\mathbf{G}_p \mathbf{G}_{p-1} \dots \mathbf{G}_1)^{-1} \mathbf{R} = \mathbf{Q} \mathbf{R}$. And since \mathbf{G}_i 's are orthogonal, the orthogonal \mathbf{Q} can also be obtained by $\mathbf{Q} = (\mathbf{G}_p \mathbf{G}_{p-1} \dots \mathbf{G}_1)^{-1} = \mathbf{G}_1^\top \mathbf{G}_2^\top \dots \mathbf{G}_p^\top$, and

$$\begin{aligned} \mathbf{G}_1^\top \mathbf{G}_2^\top \dots \mathbf{G}_p^\top &= (\mathbf{G}_p \dots \mathbf{G}_2 \mathbf{G}_1)^\top \\ &= \{(\mathbf{G}_{pn} \dots \mathbf{G}_{p,(p+1)}) \dots (\mathbf{G}_{2n} \dots \mathbf{G}_{23})(\mathbf{G}_{1n} \dots \mathbf{G}_{12})\}^\top. \end{aligned} \quad (\text{B.6})$$

When will the Givens work better? In practice, compared to the Householder algorithms, the Givens rotation algorithm works better when \mathbf{X} already has a lot of zeros below the main diagonal. Therefore, the Givens rotations can be applied to the rank-one changes of the QR decomposition as rank-one change will only introduce a small amount of nonzero values (see Lu (2021) for more details).

An example of a 5×4 matrix is shown as follows where \boxtimes represents a value that is not necessarily zero, and **boldface** indicates the value has just been changed.

Givens rotations in \mathbf{G}_1 For a 5×4 example, we realize that $\mathbf{G}_1 = \mathbf{G}_{15} \mathbf{G}_{14} \mathbf{G}_{13} \mathbf{G}_{12}$. And the process is shown as follows:

$$\begin{array}{ccc} \begin{bmatrix} \boxtimes & \boxtimes & \boxtimes & \boxtimes \\ \boxtimes & \boxtimes & \boxtimes & \boxtimes \\ \boxtimes & \boxtimes & \boxtimes & \boxtimes \\ \boxtimes & \boxtimes & \boxtimes & \boxtimes \\ \boxtimes & \boxtimes & \boxtimes & \boxtimes \end{bmatrix} & \xrightarrow{\mathbf{G}_{12}} & \begin{bmatrix} \boxtimes & \boxtimes & \boxtimes & \boxtimes \\ \mathbf{0} & \boxtimes & \boxtimes & \boxtimes \\ \boxtimes & \boxtimes & \boxtimes & \boxtimes \\ \boxtimes & \boxtimes & \boxtimes & \boxtimes \\ \boxtimes & \boxtimes & \boxtimes & \boxtimes \end{bmatrix} \\ \mathbf{X} & & \mathbf{G}_{12} \mathbf{X} \end{array} \quad \begin{array}{ccc} \begin{bmatrix} \boxtimes & \boxtimes & \boxtimes & \boxtimes \\ 0 & \boxtimes & \boxtimes & \boxtimes \\ \mathbf{0} & \boxtimes & \boxtimes & \boxtimes \\ \boxtimes & \boxtimes & \boxtimes & \boxtimes \\ \boxtimes & \boxtimes & \boxtimes & \boxtimes \end{bmatrix} & \xrightarrow{\mathbf{G}_{13}} & \begin{bmatrix} \boxtimes & \boxtimes & \boxtimes & \boxtimes \\ 0 & \boxtimes & \boxtimes & \boxtimes \\ \mathbf{0} & \boxtimes & \boxtimes & \boxtimes \\ \boxtimes & \boxtimes & \boxtimes & \boxtimes \\ \boxtimes & \boxtimes & \boxtimes & \boxtimes \end{bmatrix} \\ & & \mathbf{G}_{13} \mathbf{G}_{12} \mathbf{X} \end{array}$$

$$\begin{array}{ccc} \begin{bmatrix} \boxtimes & \boxtimes & \boxtimes & \boxtimes \\ 0 & \boxtimes & \boxtimes & \boxtimes \\ 0 & \boxtimes & \boxtimes & \boxtimes \\ \mathbf{0} & \boxtimes & \boxtimes & \boxtimes \\ \boxtimes & \boxtimes & \boxtimes & \boxtimes \end{bmatrix} & \xrightarrow{\mathbf{G}_{14}} & \begin{bmatrix} \boxtimes & \boxtimes & \boxtimes & \boxtimes \\ 0 & \boxtimes & \boxtimes & \boxtimes \\ 0 & \boxtimes & \boxtimes & \boxtimes \\ \mathbf{0} & \boxtimes & \boxtimes & \boxtimes \\ \boxtimes & \boxtimes & \boxtimes & \boxtimes \end{bmatrix} \\ \mathbf{G}_{14} \mathbf{G}_{13} \mathbf{G}_{12} \mathbf{X} & & \mathbf{G}_{15} \mathbf{G}_{14} \mathbf{G}_{13} \mathbf{G}_{12} \mathbf{X} \end{array}$$

Givens rotation as a big picture Take $\mathbf{G}_1, \mathbf{G}_2, \mathbf{G}_3, \mathbf{G}_4$ as a single matrix, we have

$$\begin{array}{ccc} \begin{bmatrix} \boxtimes & \boxtimes & \boxtimes & \boxtimes \\ \boxtimes & \boxtimes & \boxtimes & \boxtimes \\ \boxtimes & \boxtimes & \boxtimes & \boxtimes \\ \boxtimes & \boxtimes & \boxtimes & \boxtimes \\ \boxtimes & \boxtimes & \boxtimes & \boxtimes \end{bmatrix} & \xrightarrow{\mathbf{G}_1} & \begin{bmatrix} \boxtimes & \boxtimes & \boxtimes & \boxtimes \\ \mathbf{0} & \boxtimes & \boxtimes & \boxtimes \\ \mathbf{0} & \boxtimes & \boxtimes & \boxtimes \\ \mathbf{0} & \boxtimes & \boxtimes & \boxtimes \\ \mathbf{0} & \boxtimes & \boxtimes & \boxtimes \end{bmatrix} \\ \mathbf{X} & & \mathbf{G}_1 \mathbf{X} \end{array} \quad \begin{array}{ccc} \begin{bmatrix} \boxtimes & \boxtimes & \boxtimes & \boxtimes \\ 0 & \boxtimes & \boxtimes & \boxtimes \\ 0 & \mathbf{0} & \boxtimes & \boxtimes \\ 0 & \mathbf{0} & \boxtimes & \boxtimes \\ 0 & \mathbf{0} & \boxtimes & \boxtimes \end{bmatrix} & \xrightarrow{\mathbf{G}_2} & \begin{bmatrix} \boxtimes & \boxtimes & \boxtimes & \boxtimes \\ 0 & \boxtimes & \boxtimes & \boxtimes \\ 0 & \mathbf{0} & \boxtimes & \boxtimes \\ 0 & \mathbf{0} & \boxtimes & \boxtimes \\ 0 & \mathbf{0} & \boxtimes & \boxtimes \end{bmatrix} \\ & & \mathbf{G}_2 \mathbf{G}_1 \mathbf{X} \end{array}$$

$$\begin{array}{ccc} \begin{bmatrix} \boxtimes & \boxtimes & \boxtimes & \boxtimes \\ 0 & \boxtimes & \boxtimes & \boxtimes \\ 0 & 0 & \boxtimes & \boxtimes \\ 0 & 0 & \mathbf{0} & \boxtimes \\ 0 & 0 & \mathbf{0} & \boxtimes \end{bmatrix} & \xrightarrow{\mathbf{G}_3} & \begin{bmatrix} \boxtimes & \boxtimes & \boxtimes & \boxtimes \\ 0 & \boxtimes & \boxtimes & \boxtimes \\ 0 & 0 & \boxtimes & \boxtimes \\ 0 & 0 & \mathbf{0} & \boxtimes \\ 0 & 0 & \mathbf{0} & \boxtimes \end{bmatrix} \\ \mathbf{G}_3 \mathbf{G}_2 \mathbf{G}_1 \mathbf{X} & & \mathbf{G}_4 \mathbf{G}_3 \mathbf{G}_2 \mathbf{G}_1 \mathbf{X} \end{array}$$

Orders to introduce the zeros With the Givens rotations for the QR decomposition, it is flexible to choose different orders to introduce the zeros of \mathbf{R} . In our case, we introduce zeros column by column. It is also possible to introduce zeros row by row. And we shall not go into the details.

B.2.11 Uniqueness of the QR Decomposition

The results of the QR decomposition from the Gram-Schmidt process, the Householder algorithm, and the Givens algorithms are different. Even in the Householder algorithm, we have different methods to choose the sign of r_1 in Equation (B.2). Thus, from this point, QR decomposition is not unique.

Example 3 (Non-Uniqueness of the QR Decomposition) Suppose the matrix \mathbf{X} is given by

$$\mathbf{X} = \begin{bmatrix} 4 & 1 \\ 3 & 2 \end{bmatrix}.$$

The QR decomposition of \mathbf{X} can be obtained by

$$\begin{aligned} \mathbf{X} &= \mathbf{Q}_1 \mathbf{R}_1 = \begin{bmatrix} 0.8 & 0.6 \\ 0.6 & -0.8 \end{bmatrix} \begin{bmatrix} 5 & 2 \\ 0 & -1 \end{bmatrix} \\ &= \mathbf{Q}_2 \mathbf{R}_2 = \begin{bmatrix} 0.8 & -0.6 \\ 0.6 & 0.8 \end{bmatrix} \begin{bmatrix} 5 & 2 \\ 0 & 1 \end{bmatrix} \\ &= \mathbf{Q}_3 \mathbf{R}_3 = \begin{bmatrix} -0.8 & -0.6 \\ -0.6 & 0.8 \end{bmatrix} \begin{bmatrix} -5 & -2 \\ 0 & 1 \end{bmatrix} \\ &= \mathbf{Q}_4 \mathbf{R}_4 = \begin{bmatrix} -0.8 & 0.6 \\ -0.6 & -0.8 \end{bmatrix} \begin{bmatrix} -5 & -2 \\ 0 & -1 \end{bmatrix}. \end{aligned}$$

Thus the QR decomposition of \mathbf{X} is not unique. □

However, if we use just the procedure described in the Gram-Schmidt process, or systematically choose the sign in the Householder algorithm, then the decomposition is unique. The uniqueness of the *reduced* QR decomposition for full column rank matrix \mathbf{X} is assured when \mathbf{R} has positive diagonals as shown in the “main proof” of Section B.2.3 (p. 148) by inductive analysis. We here provide another proof for the uniqueness of the *reduced* QR decomposition for matrices if the diagonal values of \mathbf{R} are positive.

Corollary B.12 (Uniqueness of the reduced QR Decomposition) Suppose matrix \mathbf{X} is an $n \times p$ matrix with full column rank p and $n \geq p$. Then, the reduced QR decomposition is unique if the main diagonal values of \mathbf{R} are positive.

Proof [of Corollary B.12] Suppose the *reduced* QR decomposition is not unique, we can complete it into a *full* QR decomposition, then we can find two such full decompositions so

that $\mathbf{X} = \mathbf{Q}_1 \mathbf{R}_1 = \mathbf{Q}_2 \mathbf{R}_2$ which implies $\mathbf{R}_1 = \mathbf{Q}_1^{-1} \mathbf{Q}_2 \mathbf{R}_2 = \mathbf{V} \mathbf{R}_2$ where $\mathbf{V} = \mathbf{Q}_1^{-1} \mathbf{Q}_2$ is an orthogonal matrix. Write out the equation, we have

$$\mathbf{R}_1 = \begin{bmatrix} r_{11} & r_{12} & \cdots & r_{1p} \\ & r_{22} & \cdots & r_{2p} \\ & & \ddots & \vdots \\ \mathbf{0} & \mathbf{0} & \cdots & r_{pp} \\ \mathbf{0} & \mathbf{0} & \cdots & \mathbf{0} \end{bmatrix} = \begin{bmatrix} v_{11} & v_{12} & \cdots & v_{1n} \\ v_{21} & v_{22} & \cdots & v_{2n} \\ \vdots & \vdots & \ddots & \vdots \\ v_{n1} & v_{n2} & \cdots & v_{nn} \end{bmatrix} \begin{bmatrix} s_{11} & s_{12} & \cdots & s_{1p} \\ & s_{22} & \cdots & s_{2p} \\ & & \ddots & \vdots \\ \mathbf{0} & \mathbf{0} & \cdots & s_{pp} \\ \mathbf{0} & \mathbf{0} & \cdots & \mathbf{0} \end{bmatrix} = \mathbf{V} \mathbf{R}_2,$$

This implies

$$r_{11} = v_{11} s_{11}, \quad v_{21} = v_{31} = v_{41} = \cdots = v_{n1} = 0.$$

Since \mathbf{V} contains mutually orthonormal columns and the first column of \mathbf{V} is of norm 1. Thus, $v_{11} = \pm 1$. We notice that $r_{ii} > 0$ and $s_{ii} > 0$ for $i \in \{1, 2, \dots, p\}$ by assumption such that $r_{11} > 0$ and $s_{11} > 0$ and v_{11} can only be positive 1. Since \mathbf{V} is an orthogonal matrix, we also have

$$v_{12} = v_{13} = v_{14} = \cdots = v_{1n} = 0.$$

Applying this process to the submatrices of $\mathbf{R}_1, \mathbf{V}, \mathbf{R}_2$, we will find the upper-left submatrix of \mathbf{V} is an identity: $\mathbf{V}[1 : p, 1 : p] = \mathbf{I}_p$ such that $\mathbf{R}_1 = \mathbf{R}_2$. This implies $\mathbf{Q}_1[:, 1 : p] = \mathbf{Q}_2[:, 1 : p]$ and leads to a contradiction. And thus the reduced QR decomposition is unique. We complete the proof. \blacksquare

We notice that the uniqueness of the reduced QR decomposition shown above is from the fact that the diagonals of \mathbf{R} are positive. Therefore, if we restrict the QR decomposition that the diagonal values of \mathbf{R} are positive in Householder or Givens algorithms, then the decomposition will be unique as well. And actually, the Gram-Schmidt process in Algorithm 2 (p. 151) is such a decomposition that the diagonal values of \mathbf{R} will be positive if \mathbf{X} has full column rank. If \mathbf{X} has dependent columns, the diagonal entries of \mathbf{R} can only be nonnegative, and the factorization may not be unique.

B.3. Schur Decomposition

Theorem B.13 (Schur Decomposition) *Any square matrix $\mathbf{X} \in \mathbb{R}^{n \times n}$ with real eigenvalues can be factored as*

$$\mathbf{X} = \mathbf{Q}\mathbf{U}\mathbf{Q}^\top,$$

where \mathbf{Q} is an orthogonal matrix, and \mathbf{U} is an upper triangular matrix. That is, all square matrix \mathbf{X} with real eigenvalues can be triangularized.

A close look at Schur decomposition The first column of $\mathbf{X}\mathbf{Q}$ and $\mathbf{Q}\mathbf{U}$ are $\mathbf{X}\mathbf{q}_1$ and $\mathbf{U}_{11}\mathbf{q}_1$. Then, $\mathbf{U}_{11}, \mathbf{q}_1$ are eigenvalue and eigenvector of \mathbf{X} . But other columns of \mathbf{Q} need not be eigenvectors of \mathbf{X} .

Schur decomposition for symmetric matrices Symmetric matrix $\mathbf{X} = \mathbf{X}^\top$ leads to $\mathbf{Q}\mathbf{U}\mathbf{Q}^\top = \mathbf{Q}\mathbf{U}^\top\mathbf{Q}^\top$. Then \mathbf{U} is a diagonal matrix. And this diagonal matrix actually contains eigenvalues of \mathbf{X} . All the columns of \mathbf{Q} are eigenvectors of \mathbf{X} . We conclude that all symmetric matrices are diagonalizable even with repeated eigenvalues.

B.3.1 Existence of the Schur Decomposition

To prove Theorem B.13, we need to use the following lemmas.

Lemma B.14 (Determinant Intermezzo) *We have the following properties for determinant of matrices:*

- *The determinant of multiplication of two matrices is $\det(\mathbf{AB}) = \det(\mathbf{A})\det(\mathbf{B})$;*
- *The determinant of the transpose is $\det(\mathbf{A}^\top) = \det(\mathbf{A})$;*
- *Suppose matrix \mathbf{A} has eigenvalue λ , then $\det(\mathbf{A} - \lambda\mathbf{I}) = 0$;*
- *Determinant of any identity matrix is 1;*
- *Determinant of an orthogonal matrix \mathbf{Q} :*

$$\det(\mathbf{Q}) = \det(\mathbf{Q}^\top) = \pm 1, \quad \text{since } \det(\mathbf{Q}^\top)\det(\mathbf{Q}) = \det(\mathbf{Q}^\top\mathbf{Q}) = \det(\mathbf{I}) = 1;$$

- *Given any square matrix \mathbf{A} , we then have an orthogonal matrix \mathbf{Q} such that*

$$\det(\mathbf{A}) = \det(\mathbf{Q}^\top)\det(\mathbf{A})\det(\mathbf{Q}) = \det(\mathbf{Q}^\top\mathbf{A}\mathbf{Q});$$

Lemma B.15 (Submatrix with Same Eigenvalue) *Suppose square matrix $\mathbf{X}_{k+1} \in \mathbb{R}^{(k+1) \times (k+1)}$ has real eigenvalues $\lambda_1, \lambda_2, \dots, \lambda_{k+1}$. Then we can construct a*

$k \times k$ matrix \mathbf{X}_k with eigenvalues $\lambda_2, \lambda_3, \dots, \lambda_{k+1}$ by

$$\mathbf{X}_k = \begin{bmatrix} -\mathbf{p}_2^\top - \\ -\mathbf{p}_3^\top - \\ \vdots \\ -\mathbf{p}_{k+1}^\top - \end{bmatrix} \mathbf{X}_{k+1} \begin{bmatrix} \mathbf{p}_2 & \mathbf{p}_3 & \cdots & \mathbf{p}_{k+1} \end{bmatrix},$$

where \mathbf{p}_1 is a eigenvector of \mathbf{X}_{k+1} with norm 1 corresponding to eigenvalue λ_1 , and $\mathbf{p}_2, \mathbf{p}_3, \dots, \mathbf{p}_{k+1}$ are any mutually orthonormal vectors that are orthogonal to \mathbf{p}_1 .

Proof [of Lemma B.15] Let $\mathbf{P}_{k+1} = [\mathbf{p}_1, \mathbf{p}_2, \dots, \mathbf{p}_{k+1}]$. Then $\mathbf{P}_{k+1}^\top \mathbf{P}_{k+1} = \mathbf{I}$, and

$$\mathbf{P}_{k+1}^\top \mathbf{X}_{k+1} \mathbf{P}_{k+1} = \begin{bmatrix} \lambda_1 & \mathbf{0} \\ \mathbf{0} & \mathbf{X}_k \end{bmatrix}.$$

For any eigenvalue $\lambda = \{\lambda_2, \lambda_3, \dots, \lambda_{k+1}\}$, by Lemma B.14, we have

$$\begin{aligned} \det(\mathbf{X}_{k+1} - \lambda \mathbf{I}) &= \det(\mathbf{P}_{k+1}^\top (\mathbf{X}_{k+1} - \lambda \mathbf{I}) \mathbf{P}_{k+1}) \\ &= \det(\mathbf{P}_{k+1}^\top \mathbf{X}_{k+1} \mathbf{P}_{k+1} - \lambda \mathbf{P}_{k+1}^\top \mathbf{P}_{k+1}) \\ &= \det \left(\begin{bmatrix} \lambda_1 - \lambda & \mathbf{0} \\ \mathbf{0} & \mathbf{X}_k - \lambda \mathbf{I} \end{bmatrix} \right) \\ &= (\lambda_1 - \lambda) \det(\mathbf{X}_k - \lambda \mathbf{I}). \end{aligned}$$

Where the last equality is from the fact that if matrix \mathbf{M} has a block formulation: $\mathbf{M} = \begin{bmatrix} \mathbf{E} & \mathbf{F} \\ \mathbf{G} & \mathbf{H} \end{bmatrix}$, then $\det(\mathbf{M}) = \det(\mathbf{E}) \det(\mathbf{H} - \mathbf{G}\mathbf{E}^{-1}\mathbf{F})$. Since λ is an eigenvalue of \mathbf{X} and $\lambda \neq \lambda_1$, then $\det(\mathbf{X}_{k+1} - \lambda \mathbf{I}) = (\lambda_1 - \lambda) \det(\mathbf{X}_k - \lambda \mathbf{I}) = 0$ means λ is also an eigenvalue of \mathbf{X}_k . \blacksquare

We then prove the existence of the Schur decomposition by induction.

Proof [of Theorem B.13: Existence of Schur Decomposition] We note that the theorem is trivial when $n = 1$ by setting $\mathbf{Q} = 1$ and $\mathbf{U} = \mathbf{A}$. Suppose the theorem is true when $n = k$ for some $k \geq 1$. If we prove the theorem is also true when $n = k + 1$, then we complete the proof.

Suppose for $n = k$, the theorem is true for $\mathbf{X}_k = \mathbf{Q}_k \mathbf{U}_k \mathbf{Q}_k^\top$.

Suppose further \mathbf{P}_{k+1} contains orthogonal vectors $\mathbf{P}_{k+1} = [\mathbf{p}_1, \mathbf{p}_2, \dots, \mathbf{p}_{k+1}]$ as constructed in Lemma B.15 where \mathbf{p}_1 is an eigenvector of \mathbf{X}_{k+1} corresponding to eigenvalue λ_1 and its norm is 1, $\mathbf{p}_2, \dots, \mathbf{p}_{k+1}$ are orthonormal to \mathbf{p}_1 . Let the other k eigenvalues of \mathbf{X}_{k+1} be $\lambda_2, \lambda_3, \dots, \lambda_{k+1}$. Since we assume the theorem is true for $n = k$, we can find a matrix \mathbf{X}_k with eigenvalues $\lambda_2, \lambda_3, \dots, \lambda_{k+1}$. So we have the following property by Lemma B.15:

$$\mathbf{P}_{k+1}^\top \mathbf{X}_{k+1} \mathbf{P}_{k+1} = \begin{bmatrix} \lambda & \mathbf{0} \\ \mathbf{0} & \mathbf{X}_k \end{bmatrix} \quad \text{and} \quad \mathbf{X}_{k+1} \mathbf{P}_{k+1} = \mathbf{P}_{k+1} \begin{bmatrix} \lambda_1 & \mathbf{0} \\ \mathbf{0} & \mathbf{X}_k \end{bmatrix}.$$

Let $\mathbf{Q}_{k+1} = \mathbf{P}_{k+1} \begin{bmatrix} 1 & \mathbf{0} \\ \mathbf{0} & \mathbf{Q}_k \end{bmatrix}$. Then, it follows that

$$\begin{aligned}
 \mathbf{X}_{k+1} \mathbf{Q}_{k+1} &= \mathbf{X}_{k+1} \mathbf{P}_{k+1} \begin{bmatrix} 1 & \mathbf{0} \\ \mathbf{0} & \mathbf{Q}_k \end{bmatrix} \\
 &= \mathbf{P}_{k+1} \begin{bmatrix} \lambda_1 & \mathbf{0} \\ \mathbf{0} & \mathbf{X}_k \end{bmatrix} \begin{bmatrix} 1 & \mathbf{0} \\ \mathbf{0} & \mathbf{Q}_k \end{bmatrix} \\
 &= \mathbf{P}_{k+1} \begin{bmatrix} \lambda_1 & \mathbf{0} \\ \mathbf{0} & \mathbf{X}_k \mathbf{Q}_k \end{bmatrix} \\
 &= \mathbf{P}_{k+1} \begin{bmatrix} \lambda_1 & \mathbf{0} \\ \mathbf{0} & \mathbf{Q}_k \mathbf{U}_k \end{bmatrix} && (\text{By the assumption for } n = k) \\
 &= \mathbf{P}_{k+1} \begin{bmatrix} 1 & \mathbf{0} \\ \mathbf{0} & \mathbf{Q}_k \end{bmatrix} \begin{bmatrix} \lambda_1 & \mathbf{0} \\ \mathbf{0} & \mathbf{U}_k \end{bmatrix} \\
 &= \mathbf{Q}_{k+1} \mathbf{U}_{k+1}. && (\mathbf{U}_{k+1} = \begin{bmatrix} \lambda_1 & \mathbf{0} \\ \mathbf{0} & \mathbf{U}_k \end{bmatrix})
 \end{aligned}$$

We then have $\mathbf{X}_{k+1} = \mathbf{Q}_{k+1} \mathbf{U}_{k+1} \mathbf{Q}_{k+1}^\top$, where \mathbf{U}_{k+1} is an upper triangular matrix, and \mathbf{Q}_{k+1} is an orthogonal matrix since \mathbf{P}_{k+1} and $\begin{bmatrix} 1 & \mathbf{0} \\ \mathbf{0} & \mathbf{Q}_k \end{bmatrix}$ are both orthogonal matrices. This completes the proof. \blacksquare

B.3.2 Other Forms of the Schur Decomposition

From the proof of the Schur decomposition, we obtain the upper triangular matrix \mathbf{U}_{k+1} by appending the eigenvalue λ_1 to \mathbf{U}_k . From this process, the values on the diagonal are always eigenvalues. Therefore, we can decompose the upper triangular into two parts.

Corollary B.16 (Form 2 of Schur Decomposition) *Any square matrix $\mathbf{X} \in \mathbb{R}^{n \times n}$ with real eigenvalues can be factored as*

$$\mathbf{Q}^\top \mathbf{X} \mathbf{Q} = \mathbf{\Lambda} + \mathbf{T}, \quad \text{or} \quad \mathbf{X} = \mathbf{Q}(\mathbf{\Lambda} + \mathbf{T})\mathbf{Q}^\top,$$

where \mathbf{Q} is an orthogonal matrix, $\mathbf{\Lambda} = \text{diag}(\lambda_1, \lambda_2, \dots, \lambda_n)$ is a diagonal matrix containing the eigenvalues of \mathbf{X} , and \mathbf{T} is a strictly upper triangular matrix (with zeros on the diagonal).

A strictly upper triangular matrix is an upper triangular matrix having 0's along the diagonal as well as the lower portion. Another proof for this decomposition is that \mathbf{X} and \mathbf{U} (where $\mathbf{U} = \mathbf{Q}^\top \mathbf{X} \mathbf{Q}$) are similar matrices so that they have the same eigenvalues (Lemma A.3, p. 137). And the eigenvalues of any upper triangular matrices are on the diagonal. To see this, for any upper triangular matrix $\mathbf{R} \in \mathbb{R}^{n \times n}$ where the diagonal values

are r_{ii} for all $i \in \{1, 2, \dots, n\}$. We have

$$\mathbf{R}\mathbf{e}_i = r_{ii}\mathbf{e}_i,$$

where \mathbf{e}_i is the i -th basis vector in \mathbb{R}^n , i.e., \mathbf{e}_i is the i -th column of the $n \times n$ identity matrix \mathbf{I}_n . So we can decompose \mathbf{U} into $\mathbf{\Lambda}$ and \mathbf{T} . Apparently, the first part of Lemma A.3 (p. 137) can prove the existence of the second form of the Schur decomposition.

A final observation on the second form of the Schur decomposition is shown as follows. From $\mathbf{X}\mathbf{Q} = \mathbf{Q}(\mathbf{\Lambda} + \mathbf{T})$, it follows that

$$\mathbf{X}\mathbf{q}_k = \lambda_k\mathbf{q}_k + \sum_{i=1}^{k-1} t_{ik}\mathbf{q}_i,$$

where t_{ik} is the (i, k) -th entry of \mathbf{T} . The form is quite close to the eigenvalue decomposition (see Lu (2021)). Nevertheless, the columns become orthonormal bases and the orthonormal bases are correlated in some sense.

B.4. Spectral Decomposition (Theorem)

In this section, we provide the proof for Theorem 1.16 (p. 37), the existence of spectral decomposition. We prove the theorem in several steps.

Symmetric Matrix Property 1 of 4

The eigenvalues of any symmetric matrix are all real.

Proof [All the eigenvalues of a real symmetric matrix are real] Suppose eigenvalue λ is a complex number $\lambda = a + ib$ where a, b are real. Its complex conjugate is $\bar{\lambda} = a - ib$. Same for complex eigenvector $\beta = c + id$ and its complex conjugate $\bar{\beta} = c - id$ where c, d are real vectors. We then have the following property

$$\mathbf{X}\beta = \lambda\beta \quad \xrightarrow{\text{leads to}} \quad \mathbf{X}\bar{\beta} = \bar{\lambda}\bar{\beta} \quad \xrightarrow{\text{transpose to}} \quad \bar{\beta}^\top \mathbf{X} = \bar{\lambda}\bar{\beta}^\top.$$

We take the dot product of the first equation with $\bar{\beta}$ and the last equation with β :

$$\bar{\beta}^\top \mathbf{X}\beta = \lambda\bar{\beta}^\top \beta, \quad \text{and} \quad \bar{\beta}^\top \mathbf{X}\beta = \bar{\lambda}\bar{\beta}^\top \beta.$$

Then we have the equality $\lambda\bar{\beta}^\top \beta = \bar{\lambda}\bar{\beta}^\top \beta$. Since $\bar{\beta}^\top \beta = (c - id)^\top (c + id) = c^\top c + d^\top d$ is a real number. Therefore the imaginary part of λ is zero and λ is real. ■

Symmetric Matrix Property 2 of 4

The eigenvectors corresponding to distinct eigenvalues of any symmetric matrix are orthogonal so that we can normalize eigenvectors to make them orthonormal since $\mathbf{X}\beta = \lambda\beta \xrightarrow{\text{leads to}} \mathbf{X}\frac{\beta}{\|\beta\|} = \lambda\frac{\beta}{\|\beta\|}$ which corresponds to the same eigenvalue.

Proof [The eigenvectors are orthogonal] Suppose eigenvalues λ_1, λ_2 correspond to eigenvectors β_1, β_2 so that $\mathbf{X}\beta_1 = \lambda_1\beta_1$ and $\mathbf{X}\beta_2 = \lambda_2\beta_2$. We have the following equality:

$$\mathbf{X}\beta_1 = \lambda_1\beta_1 \quad \xrightarrow{\text{leads to}} \quad \beta_1^\top \mathbf{X} = \lambda_1\beta_1^\top \quad \xrightarrow{\text{leads to}} \quad \beta_1^\top \mathbf{X}\beta_2 = \lambda_1\beta_1^\top \beta_2,$$

and

$$\mathbf{X}\beta_2 = \lambda_2\beta_2 \quad \xrightarrow{\text{leads to}} \quad \beta_1^\top \mathbf{X}\beta_2 = \lambda_2\beta_1^\top \beta_2,$$

which implies $\lambda_1\beta_1^\top \beta_2 = \lambda_2\beta_1^\top \beta_2$. Since eigenvalues $\lambda_1 \neq \lambda_2$, the eigenvectors are orthogonal. ■

For any matrix multiplication, we have the rank of the multiplication result no larger than the rank of the inputs. However, the symmetric matrix $\mathbf{X}^\top \mathbf{X}$ is rather special in that the rank of $\mathbf{X}^\top \mathbf{X}$ is equal to that of \mathbf{X} which will be used in the proof of singular value decomposition in the next section.

Lemma B.17 (Rank of \mathbf{XY}) For any matrix $\mathbf{X} \in \mathbb{R}^{m \times n}$, $\mathbf{Y} \in \mathbb{R}^{n \times k}$, then the matrix multiplication $\mathbf{XY} \in \mathbb{R}^{m \times k}$ has $\text{rank}(\mathbf{XY}) \leq \min(\text{rank}(\mathbf{X}), \text{rank}(\mathbf{Y}))$.

Proof [of Lemma B.17] For matrix multiplication \mathbf{XY} , we have

- All rows of \mathbf{XY} are combination of the rows of \mathbf{Y} , the row space of \mathbf{XY} is a subset of the row space of \mathbf{Y} . Thus $\text{rank}(\mathbf{XY}) \leq \text{rank}(\mathbf{Y})$.

- All columns of \mathbf{XY} are combination of columns of \mathbf{X} , the column space of \mathbf{XY} is a subset of the column space of \mathbf{X} . Thus $\text{rank}(\mathbf{XY}) \leq \text{rank}(\mathbf{X})$.

Therefore we have, $\text{rank}(\mathbf{XY}) \leq \min(\text{rank}(\mathbf{X}), \text{rank}(\mathbf{Y}))$. ■

For the third property of symmetric matrix, we need the definition of similar matrices and the property about eigenvalues of similar matrices (see Appendix A.3, p. 137).

Symmetric Matrix Property 3 of 4

Lemma B.18 (Orthonormal Eigenvectors for Duplicate Eigenvalue) If \mathbf{X} has a duplicate eigenvalue λ_i with multiplicity $k \geq 2$, then there exist k orthonormal eigenvectors corresponding to λ_i .

Proof [of Lemma B.18] We note that there is at least one eigenvector β_{i1} corresponding to λ_i . And for such eigenvector β_{i1} , we can always find additional $n - 1$ orthonormal vectors $\mathbf{y}_2, \mathbf{y}_3, \dots, \mathbf{y}_n$ so that $\{\beta_{i1}, \mathbf{y}_2, \mathbf{y}_3, \dots, \mathbf{y}_n\}$ forms an orthonormal basis in \mathbb{R}^n . Put the $\mathbf{y}_2, \mathbf{y}_3, \dots, \mathbf{y}_n$ into matrix \mathbf{Y}_1 and $\{\beta_{i1}, \mathbf{y}_2, \mathbf{y}_3, \dots, \mathbf{y}_n\}$ into matrix \mathbf{P}_1

$$\mathbf{Y}_1 = [\mathbf{y}_2, \mathbf{y}_3, \dots, \mathbf{y}_n] \quad \text{and} \quad \mathbf{P}_1 = [\beta_{i1}, \mathbf{Y}_1].$$

We then have

$$\mathbf{P}_1^\top \mathbf{X} \mathbf{P}_1 = \begin{bmatrix} \lambda_i & \mathbf{0} \\ \mathbf{0} & \mathbf{Y}_1^\top \mathbf{X} \mathbf{Y}_1 \end{bmatrix} = \begin{bmatrix} \lambda_i & \mathbf{0} \\ \mathbf{0} & \mathbf{B} \end{bmatrix}. \quad (\text{Let } \mathbf{B} = \mathbf{Y}_1^\top \mathbf{X} \mathbf{Y}_1)$$

As a result, \mathbf{X} and $\mathbf{P}_1^\top \mathbf{X} \mathbf{P}_1$ are similar matrices such that they have same eigenvalues since \mathbf{P}_1 is nonsingular (even orthogonal here, see Lemma A.3, p. 137). We obtain

$$\det(\mathbf{P}_1^\top \mathbf{X} \mathbf{P}_1 - \lambda \mathbf{I}_n) = (\lambda_i - \lambda) \det(\mathbf{Y}_1^\top \mathbf{X} \mathbf{Y}_1 - \lambda \mathbf{I}_{n-1}).$$

If λ_i has multiplicity $k \geq 2$, then the term $(\lambda_i - \lambda)$ occurs k times in the polynomial from the determinant $\det(\mathbf{P}_1^\top \mathbf{X} \mathbf{P}_1 - \lambda \mathbf{I}_n)$, i.e., the term occurs $k - 1$ times in the polynomial from $\det(\mathbf{Y}_1^\top \mathbf{X} \mathbf{Y}_1 - \lambda \mathbf{I}_{n-1})$. In another word, $\det(\mathbf{Y}_1^\top \mathbf{X} \mathbf{Y}_1 - \lambda_i \mathbf{I}_{n-1}) = 0$ and λ_i is an eigenvalue of $\mathbf{Y}_1^\top \mathbf{X} \mathbf{Y}_1$.

2. By the fact that if matrix \mathbf{M} has a block formulation: $\mathbf{M} = \begin{bmatrix} \mathbf{X} & \mathbf{B} \\ \mathbf{C} & \mathbf{D} \end{bmatrix}$, then $\det(\mathbf{M}) = \det(\mathbf{X}) \det(\mathbf{D} - \mathbf{C} \mathbf{X}^{-1} \mathbf{B})$.

Let $\mathbf{B} = \mathbf{Y}_1^\top \mathbf{X} \mathbf{Y}_1$. Since $\det(\mathbf{B} - \lambda_i \mathbf{I}_{n-1}) = 0$, the null space of $\mathbf{B} - \lambda_i \mathbf{I}_{n-1}$ is not none. Suppose $(\mathbf{B} - \lambda_i \mathbf{I}_{n-1})\mathbf{n} = \mathbf{0}$, i.e., $\mathbf{B}\mathbf{n} = \lambda_i \mathbf{n}$ and \mathbf{n} is an eigenvector of \mathbf{B} .

From $\mathbf{P}_1^\top \mathbf{X} \mathbf{P}_1 = \begin{bmatrix} \lambda_i & \mathbf{0} \\ \mathbf{0} & \mathbf{B} \end{bmatrix}$, we have $\mathbf{X} \mathbf{P}_1 \begin{bmatrix} z \\ \mathbf{n} \end{bmatrix} = \mathbf{P}_1 \begin{bmatrix} \lambda_i & \mathbf{0} \\ \mathbf{0} & \mathbf{B} \end{bmatrix} \begin{bmatrix} z \\ \mathbf{n} \end{bmatrix}$, where z is any scalar. From the left side of this equation, we have

$$\begin{aligned} \mathbf{X} \mathbf{P}_1 \begin{bmatrix} z \\ \mathbf{n} \end{bmatrix} &= [\lambda_i \beta_{i1}, \mathbf{X} \mathbf{Y}_1] \begin{bmatrix} z \\ \mathbf{n} \end{bmatrix} \\ &= \lambda_i z \beta_{i1} + \mathbf{X} \mathbf{Y}_1 \mathbf{n}. \end{aligned} \tag{B.7}$$

And from the right side of the equation, we have

$$\begin{aligned} \mathbf{P}_1 \begin{bmatrix} \lambda_i & \mathbf{0} \\ \mathbf{0} & \mathbf{B} \end{bmatrix} \begin{bmatrix} z \\ \mathbf{n} \end{bmatrix} &= [\beta_{i1} \quad \mathbf{Y}_1] \begin{bmatrix} \lambda_i & \mathbf{0} \\ \mathbf{0} & \mathbf{B} \end{bmatrix} \begin{bmatrix} z \\ \mathbf{n} \end{bmatrix} \\ &= [\lambda_i \beta_{i1} \quad \mathbf{Y}_1 \mathbf{B}] \begin{bmatrix} z \\ \mathbf{n} \end{bmatrix} \\ &= \lambda_i z \beta_{i1} + \mathbf{Y}_1 \mathbf{B} \mathbf{n} \\ &= \lambda_i z \beta_{i1} + \lambda_i \mathbf{Y}_1 \mathbf{n}. \quad (\text{Since } \mathbf{B} \mathbf{n} = \lambda_i \mathbf{n}) \end{aligned} \tag{B.8}$$

Combine Equation (B.8) and Equation (B.7), we obtain

$$\mathbf{X} \mathbf{Y}_1 \mathbf{n} = \lambda_i \mathbf{Y}_1 \mathbf{n},$$

which means $\mathbf{Y}_1 \mathbf{n}$ is an eigenvector of \mathbf{X} corresponding to the eigenvalue λ_i (same eigenvalue corresponding to β_{i1}). Since $\mathbf{Y}_1 \mathbf{n}$ is a combination of $\mathbf{y}_2, \mathbf{y}_3, \dots, \mathbf{y}_n$ which are orthonormal to β_{i1} , the $\mathbf{Y}_1 \mathbf{n}$ can be chosen to be orthonormal to β_{i1} .

To conclude, if we have one eigenvector β_{i1} corresponding to λ_i whose multiplicity is $k \geq 2$, we could construct the second eigenvector by choosing one vector from the null space of $(\mathbf{B} - \lambda_i \mathbf{I}_{n-1})$ constructed above. Suppose now, we have constructed the second eigenvector β_{i2} which is orthonormal to β_{i1} . For such eigenvectors β_{i1}, β_{i2} , we can always find additional $n-2$ orthonormal vectors $\mathbf{y}_3, \mathbf{y}_4, \dots, \mathbf{y}_n$ so that $\{\beta_{i1}, \beta_{i2}, \mathbf{y}_3, \mathbf{y}_4, \dots, \mathbf{y}_n\}$ forms an orthonormal basis in \mathbb{R}^n . Put the $\mathbf{y}_3, \mathbf{y}_4, \dots, \mathbf{y}_n$ into matrix \mathbf{Y}_2 and $\{\beta_{i1}, \beta_{i2}, \mathbf{y}_3, \mathbf{y}_4, \dots, \mathbf{y}_n\}$ into matrix \mathbf{P}_2 :

$$\mathbf{Y}_2 = [\mathbf{y}_3, \mathbf{y}_4, \dots, \mathbf{y}_n] \quad \text{and} \quad \mathbf{P}_2 = [\beta_{i1}, \beta_{i2}, \mathbf{Y}_1].$$

We then have

$$\mathbf{P}_2^\top \mathbf{X} \mathbf{P}_2 = \begin{bmatrix} \lambda_i & 0 & \mathbf{0} \\ 0 & \lambda_i & \mathbf{0} \\ \mathbf{0} & \mathbf{0} & \mathbf{Y}_2^\top \mathbf{X} \mathbf{Y}_2 \end{bmatrix} = \begin{bmatrix} \lambda_i & 0 & \mathbf{0} \\ 0 & \lambda_i & \mathbf{0} \\ \mathbf{0} & \mathbf{0} & \mathbf{C} \end{bmatrix},$$

where $\mathbf{C} = \mathbf{Y}_2^\top \mathbf{X} \mathbf{Y}_2$ such that $\det(\mathbf{P}_2^\top \mathbf{X} \mathbf{P}_2 - \lambda \mathbf{I}_n) = (\lambda_i - \lambda)^2 \det(\mathbf{C} - \lambda \mathbf{I}_{n-2})$. If the multiplicity of λ_i is $k \geq 3$, $\det(\mathbf{C} - \lambda_i \mathbf{I}_{n-2}) = 0$ and the null space of $\mathbf{C} - \lambda_i \mathbf{I}_{n-2}$ is not none so that we can still find a vector from the null space of $\mathbf{C} - \lambda_i \mathbf{I}_{n-2}$ and $\mathbf{C} \mathbf{n} = \lambda_i \mathbf{n}$.

Now we can construct a vector $\begin{bmatrix} z_1 \\ z_2 \\ \mathbf{n} \end{bmatrix} \in \mathbb{R}^n$, where z_1, z_2 are any scalar values, such that

$$\mathbf{X} \mathbf{P}_2 \begin{bmatrix} z_1 \\ z_2 \\ \mathbf{n} \end{bmatrix} = \mathbf{P}_2 \begin{bmatrix} \lambda_i & 0 & \mathbf{0} \\ 0 & \lambda_i & \mathbf{0} \\ \mathbf{0} & \mathbf{0} & \mathbf{C} \end{bmatrix} \begin{bmatrix} z_1 \\ z_2 \\ \mathbf{n} \end{bmatrix}.$$

Similarly, from the left side of the above equation we will get $\lambda_i z_1 \beta_{i1} + \lambda_i z_2 \beta_{i2} + \mathbf{X} \mathbf{Y}_2 \mathbf{n}$. From the right side of the above equation we will get $\lambda_i z_1 \beta_{i1} + \lambda_i z_2 \beta_{i2} + \lambda_i \mathbf{Y}_2 \mathbf{n}$. As a result,

$$\mathbf{X} \mathbf{Y}_2 \mathbf{n} = \lambda_i \mathbf{Y}_2 \mathbf{n},$$

where $\mathbf{Y}_2 \mathbf{n}$ is an eigenvector of \mathbf{X} and is orthogonal to β_{i1}, β_{i2} . And it is easy to construct the eigenvector to be orthonormal to the first two.

The process can go on, and finally, we will find k orthonormal eigenvectors corresponding to λ_i .

Actually, the dimension of the null space of $\mathbf{P}_1^\top \mathbf{X} \mathbf{P}_1 - \lambda_i \mathbf{I}_n$ is equal to the multiplicity k . It also follows that if the multiplicity of λ_i is k , there cannot be more than k orthogonal eigenvectors corresponding to λ_i . Otherwise, it will come to the conclusion that we could find more than n orthogonal eigenvectors and it leads to a contradiction. ■

The proof of the Spectral Theorem 1.16 (p. 37) is trivial from the lemmas above. Also, we can use Schur decomposition to prove the existence of spectral decomposition (see Theorem B.13, p. 163).

Symmetric Matrix Property 4 of 4

Lemma B.19 (Rank of Symmetric Matrix) *If \mathbf{X} is an $n \times n$ real symmetric matrix, then $\text{rank}(\mathbf{X}) =$ the total number of nonzero eigenvalues of \mathbf{X} . In particular, \mathbf{X} has full rank if and only if \mathbf{X} is nonsingular. Further, $\mathcal{C}(\mathbf{X})$ is the linear space spanned by the eigenvectors of \mathbf{X} that correspond to nonzero eigenvalues.*

Proof [of Lemma B.19] For any symmetric matrix \mathbf{X} , we have \mathbf{X} , in spectral form, as $\mathbf{X} = \mathbf{Q} \mathbf{\Lambda} \mathbf{Q}^\top$ and also $\mathbf{\Lambda} = \mathbf{Q}^\top \mathbf{X} \mathbf{Q}$. Since we have shown in Lemma B.17 (p. 168) that the rank of the matrix multiplication $\text{rank}(\mathbf{X} \mathbf{Y}) \leq \min(\text{rank}(\mathbf{X}), \text{rank}(\mathbf{Y}))$.

- From $\mathbf{X} = \mathbf{Q} \mathbf{\Lambda} \mathbf{Q}^\top$, we have $\text{rank}(\mathbf{X}) \leq \text{rank}(\mathbf{Q} \mathbf{\Lambda}) \leq \text{rank}(\mathbf{\Lambda})$;
- From $\mathbf{\Lambda} = \mathbf{Q}^\top \mathbf{X} \mathbf{Q}$, we have $\text{rank}(\mathbf{\Lambda}) \leq \text{rank}(\mathbf{Q}^\top \mathbf{X}) \leq \text{rank}(\mathbf{X})$,

The inequalities above give us a contradiction. And thus $\text{rank}(\mathbf{X}) = \text{rank}(\mathbf{\Lambda})$ which is the total number of nonzero eigenvalues.

Since \mathbf{X} is nonsingular if and only if all of its eigenvalues are nonzero, \mathbf{X} has full rank if and only if \mathbf{X} is nonsingular. ■

B.5. Singular Value Decomposition (SVD)

Theorem B.20 (Reduced SVD for Rectangular Matrices) *For every real $n \times p$ matrix \mathbf{X} with rank r , then matrix \mathbf{X} can be factored as*

$$\mathbf{X} = \mathbf{U}\mathbf{\Sigma}\mathbf{V}^\top,$$

where $\mathbf{\Sigma} \in \mathbb{R}^{r \times r}$ is a diagonal matrix $\mathbf{\Sigma} = \text{diag}(\sigma_1, \sigma_2, \dots, \sigma_r)$ with $\sigma_1 \geq \sigma_2 \geq \dots \geq \sigma_r$ and

- σ_i 's are the nonzero **singular values** of \mathbf{X} , in the meantime, they are the (positive) square roots of the nonzero **eigenvalues** of $\mathbf{X}^\top \mathbf{X}$ and $\mathbf{X}\mathbf{X}^\top$.
- Columns of $\mathbf{U} \in \mathbb{R}^{n \times r}$ contain the r eigenvectors of $\mathbf{X}\mathbf{X}^\top$ corresponding to the r nonzero eigenvalues of $\mathbf{X}\mathbf{X}^\top$.
- Columns of $\mathbf{V} \in \mathbb{R}^{p \times r}$ contain the r eigenvectors of $\mathbf{X}^\top \mathbf{X}$ corresponding to the r nonzero eigenvalues of $\mathbf{X}^\top \mathbf{X}$.
- Moreover, the columns of \mathbf{U} and \mathbf{V} are called the **left and right singular vectors** of \mathbf{X} , respectively.
- Further, the columns of \mathbf{U} and \mathbf{V} are orthonormal (by Spectral Theorem 1.16, p. 37).

In particular, we can write out the matrix decomposition $\mathbf{X} = \mathbf{U}\mathbf{\Sigma}\mathbf{V}^\top = \sum_{i=1}^r \sigma_i \mathbf{u}_i \mathbf{v}_i^\top$, which is a sum of r rank-one matrices.

If we append additional $n - r$ silent columns that are orthonormal to the r eigenvectors of $\mathbf{X}\mathbf{X}^\top$, just like the silent columns in QR decomposition, we will have an orthogonal matrix $\mathbf{U} \in \mathbb{R}^{n \times n}$. Similar for the columns of \mathbf{V} . We then illustrate the full SVD for matrices in Theorem 1.11 (p. 32) where we formulate the difference between reduced and full SVD in the blue text.

The comparison of reduced and full SVD is shown in Figure 1.8 (p. 33) where white entries are zero and blue entries are not necessarily zero.

B.5.1 Existence of the SVD

To prove the existence of the SVD, we need to use the following lemmas. We may notice that the singular values are the square roots of the eigenvalues of $\mathbf{X}^\top \mathbf{X}$. While, negative values do not have square roots such that the eigenvalues must be nonnegative.

Lemma B.21 (Nonnegative Eigenvalues of $\mathbf{X}^\top \mathbf{X}$) *For any matrix $\mathbf{X} \in \mathbb{R}^{n \times p}$, $\mathbf{X}^\top \mathbf{X}$ has nonnegative eigenvalues.*

Proof [of Lemma B.21] Given eigenvalue and its corresponding eigenvector λ, β of $\mathbf{X}^\top \mathbf{X}$, we have

$$\mathbf{X}^\top \mathbf{X} \beta = \lambda \beta \quad \underline{\text{leads to}} \quad \beta^\top \mathbf{X}^\top \mathbf{X} \beta = \lambda \beta^\top \beta.$$

Since $\beta^\top \mathbf{X}^\top \mathbf{X} \beta = \|\mathbf{X} \beta\|^2 \geq 0$ and $\beta^\top \beta \geq 0$. We then have $\lambda \geq 0$. \blacksquare

Since $\mathbf{X}^\top \mathbf{X}$ has nonnegative eigenvalues, we then can define the singular value $\sigma \geq 0$ of \mathbf{X} such that σ^2 is the eigenvalue of $\mathbf{X}^\top \mathbf{X}$, i.e., $\boxed{\mathbf{X}^\top \mathbf{X} \mathbf{v} = \sigma^2 \mathbf{v}}$. This is essential to SVD.

We have shown in Lemma B.17 (p. 168) that $\text{rank}(\mathbf{X}\mathbf{B}) \leq \min(\text{rank}(\mathbf{X}), \text{rank}(\mathbf{B}))$. However, the symmetric matrix $\mathbf{X}^\top \mathbf{X}$ is rather special in that the rank of $\mathbf{X}^\top \mathbf{X}$ is equal to $\text{rank}(\mathbf{X})$. And the proof is provided in Lemma 1.2 (p. 19).

In the form of SVD, we claimed the matrix \mathbf{X} is a sum of r rank-one matrices where r is the number of nonzero singular values. And the number of nonzero singular values is actually the rank of the matrix.

Lemma B.22 (The Number of Nonzero Singular Values Equals to the Rank)
The number of nonzero singular values of matrix \mathbf{X} equals the rank of \mathbf{X} .

Proof [of Lemma B.22] The rank of any symmetric matrix (here $\mathbf{X}^\top \mathbf{X}$) equals the number of nonzero eigenvalues (with repetitions) by Lemma B.19 (p. 170). So the number of nonzero singular values equals the rank of $\mathbf{X}^\top \mathbf{X}$. By Lemma 1.2 (p. 19), $\mathbf{X}^\top \mathbf{X}$ and \mathbf{X} have the same rank, so the number of nonzero singular values equals the rank of \mathbf{X} . \blacksquare

We are now ready to prove the existence of SVD.

Proof [of Theorem B.20: Existence of the SVD] Since $\mathbf{X}^\top \mathbf{X}$ is a symmetric matrix, by Spectral Theorem 1.16 (p. 37) and Lemma B.21 (p. 171), there exists an orthogonal matrix \mathbf{V} such that

$$\boxed{\mathbf{X}^\top \mathbf{X} = \mathbf{V} \mathbf{\Sigma}^2 \mathbf{V}^\top},$$

where $\mathbf{\Sigma}$ is a diagonal matrix containing the singular values of \mathbf{X} , i.e., $\mathbf{\Sigma}^2$ contains the eigenvalues of $\mathbf{X}^\top \mathbf{X}$. Specifically, $\mathbf{\Sigma} = \text{diag}(\sigma_1, \sigma_2, \dots, \sigma_r)$ and $\{\sigma_1^2, \sigma_2^2, \dots, \sigma_r^2\}$ are the nonzero eigenvalues of $\mathbf{X}^\top \mathbf{X}$ with r being the rank of \mathbf{X} . I.e., $\{\sigma_1, \dots, \sigma_r\}$ are the singular values of \mathbf{X} . In this case, $\mathbf{V} \in \mathbb{R}^{p \times r}$. We are now in the heart of the proof.

Start from $\boxed{\mathbf{X}^\top \mathbf{X} \mathbf{v}_i = \sigma_i^2 \mathbf{v}_i}$, $\forall i \in \{1, 2, \dots, r\}$, i.e., the eigenvector \mathbf{v}_i of $\mathbf{X}^\top \mathbf{X}$ corresponding to σ_i^2 :

1. Multiply both sides by \mathbf{v}_i^\top :

$$\mathbf{v}_i^\top \mathbf{X}^\top \mathbf{X} \mathbf{v}_i = \sigma_i^2 \mathbf{v}_i^\top \mathbf{v}_i \quad \underline{\text{leads to}} \quad \|\mathbf{X} \mathbf{v}_i\|^2 = \sigma_i^2 \quad \underline{\text{leads to}} \quad \|\mathbf{X} \mathbf{v}_i\| = \sigma_i.$$

2. Multiply both sides by \mathbf{X} :

$$\mathbf{X}\mathbf{X}^\top \mathbf{X}\mathbf{v}_i = \sigma_i^2 \mathbf{X}\mathbf{v}_i \xrightarrow{\text{leads to}} \mathbf{X}\mathbf{X}^\top \frac{\mathbf{X}\mathbf{v}_i}{\sigma_i} = \sigma_i^2 \frac{\mathbf{X}\mathbf{v}_i}{\sigma_i} \xrightarrow{\text{leads to}} \mathbf{X}\mathbf{X}^\top \mathbf{u}_i = \sigma_i^2 \mathbf{u}_i,$$

where we notice this form can find the eigenvector of $\mathbf{X}\mathbf{X}^\top$ corresponding to σ_i^2 , and the eigenvector is $\mathbf{X}\mathbf{v}_i$. Since the length of $\mathbf{X}\mathbf{v}_i$ is σ_i , we then define $\mathbf{u}_i = \frac{\mathbf{X}\mathbf{v}_i}{\sigma_i}$ with norm 1.

These \mathbf{u}_i 's are orthogonal because $(\mathbf{X}\mathbf{v}_i)^\top (\mathbf{X}\mathbf{v}_j) = \mathbf{v}_i^\top \mathbf{X}^\top \mathbf{X}\mathbf{v}_j = \sigma_j^2 \mathbf{v}_i^\top \mathbf{v}_j = 0$. That is

$$\boxed{\mathbf{X}\mathbf{X}^\top = \mathbf{U}\mathbf{\Sigma}^2\mathbf{U}^\top}.$$

Since $\mathbf{X}\mathbf{v}_i = \sigma_i \mathbf{u}_i$, we have

$$[\mathbf{X}\mathbf{v}_1, \mathbf{X}\mathbf{v}_2, \dots, \mathbf{X}\mathbf{v}_r] = [\sigma_1 \mathbf{u}_1, \sigma_2 \mathbf{u}_2, \dots, \sigma_r \mathbf{u}_r] \xrightarrow{\text{leads to}} \mathbf{X}\mathbf{V} = \mathbf{U}\mathbf{\Sigma},$$

which completes the proof. ■

By appending silent columns in \mathbf{U} and \mathbf{V} , we can easily find the full SVD.

B.5.2 Property of the SVD

For any matrix, we have the following property:

- $\mathcal{N}(\mathbf{X})$ is the orthogonal complement of the row space $\mathcal{C}(\mathbf{X}^\top)$ in \mathbb{R}^p : $\dim(\mathcal{N}(\mathbf{X})) + \dim(\mathcal{C}(\mathbf{X}^\top)) = p$;
- $\mathcal{N}(\mathbf{X}^\top)$ is the orthogonal complement of the column space $\mathcal{C}(\mathbf{X})$ in \mathbb{R}^n : $\dim(\mathcal{N}(\mathbf{X}^\top)) + \dim(\mathcal{C}(\mathbf{X})) = n$;

This is called the fundamental theorem of linear algebra and is also known as the rank-nullity theorem. And the proof can be found in Appendix A.2 (p. 136). In specific, from SVD, we can find an orthonormal basis for each subspace (see Lemma 1.12, p. 33).

Proof [of Lemma 1.12] From Lemma B.19 (p. 170), for symmetric matrix $\mathbf{X}^\top \mathbf{X}$, $\mathcal{C}(\mathbf{X}^\top \mathbf{X})$ is spanned by the eigenvectors, thus $\{\mathbf{v}_1, \mathbf{v}_2, \dots, \mathbf{v}_r\}$ is an orthonormal basis of $\mathcal{C}(\mathbf{X}^\top \mathbf{X})$.

Since,

1. $\mathbf{X}^\top \mathbf{X}$ is symmetric, then the row space of $\mathbf{X}^\top \mathbf{X}$ equals the column space of $\mathbf{X}^\top \mathbf{X}$.
2. All rows of $\mathbf{X}^\top \mathbf{X}$ are combination of rows of \mathbf{X} , so the row space of $\mathbf{X}^\top \mathbf{X} \subseteq$ row space of \mathbf{X} , i.e., $\mathcal{C}(\mathbf{X}^\top \mathbf{X}) \subseteq \mathcal{C}(\mathbf{X}^\top)$.

3. Since $\text{rank}(\mathbf{X}^\top \mathbf{X}) = \text{rank}(\mathbf{X})$ by Lemma 1.2 (p. 19), we then have

The row space of $\mathbf{X}^\top \mathbf{X}$ = the column space of $\mathbf{X}^\top \mathbf{X}$ = the row space of \mathbf{X} , i.e., $\mathcal{C}(\mathbf{X}^\top \mathbf{X}) = \mathcal{C}(\mathbf{X}^\top)$. Thus $\{\mathbf{v}_1, \mathbf{v}_2, \dots, \mathbf{v}_r\}$ is an orthonormal basis of $\mathcal{C}(\mathbf{X}^\top)$.

Further, the space spanned by $\{\mathbf{v}_{r+1}, \mathbf{v}_{r+2}, \dots, \mathbf{v}_n\}$ is an orthogonal complement to the space spanned by $\{\mathbf{v}_1, \mathbf{v}_2, \dots, \mathbf{v}_r\}$, so $\{\mathbf{v}_{r+1}, \mathbf{v}_{r+2}, \dots, \mathbf{v}_n\}$ is an orthonormal basis of $\mathcal{N}(\mathbf{X})$.

If we apply this process to $\mathbf{X}\mathbf{X}^\top$, we will prove the rest claims in the lemma. Also, we can see that $\{\mathbf{u}_1, \mathbf{u}_2, \dots, \mathbf{u}_r\}$ is a basis for the column space of \mathbf{X} by Lemma A.2 (p. 135)³, since $\mathbf{u}_i = \frac{\mathbf{X}\mathbf{v}_i}{\sigma_i}$, $\forall i \in \{1, 2, \dots, r\}$. ■

3. As a recap, for any matrix \mathbf{X} , let $\{\mathbf{r}_1, \mathbf{r}_2, \dots, \mathbf{r}_r\}$ be a set of vectors in \mathbb{R}^p which forms a basis for the row space, then $\{\mathbf{X}\mathbf{r}_1, \mathbf{X}\mathbf{r}_2, \dots, \mathbf{X}\mathbf{r}_r\}$ is a basis for the column space of \mathbf{X} .



Pseudo-Inverse

Contents

C.1 Pseudo-Inverse	175
C.1.1 One-sided Inverse	175
C.1.2 Generalized Inverse (g-inverse)	178
C.1.3 Reflexive Generalized Inverse (rg-inverse)	181
C.1.4 Pseudo-Inverse	185
C.1.5 Pseudo-Inverse in SVD	189

C.1. Pseudo-Inverse

If matrix \mathbf{X} is nonsingular, then the linear system $\mathbf{y} = \mathbf{X}\boldsymbol{\beta}$ can be easily solved by the inverse of \mathbf{X} such that $\hat{\boldsymbol{\beta}} = \mathbf{X}^{-1}\mathbf{y}$. However, the inverse of an $n \times p$ matrix \mathbf{X} does not exist if \mathbf{X} is not square or \mathbf{X} is singular. But we can still find its pseudo-inverse, a $p \times n$ matrix denoted by \mathbf{X}^+ . Before the discussion of pseudo-inverse, we firstly introduce one-sided inverse, generalized inverse, and reflexive generalized inverse that are prerequisites of pseudo-inverse and some the properties of them. However, readers can skip the three sections and still get the whole picture of pseudo-inverse.

C.1.1 One-sided Inverse

Definition C.1 (One-sided Inverse) For any matrix $\mathbf{X} \in \mathbb{R}^{n \times p}$, if there is a matrix \mathbf{X}_L^{-1} such that

$$\mathbf{X}_L^{-1}\mathbf{X} = \mathbf{I}_p,$$

then \mathbf{X}_L^{-1} is a **left inverse** of \mathbf{X} , and \mathbf{X} is called **left-invertible**. Similarly, if there is a matrix \mathbf{X}_R^{-1} such that

$$\mathbf{X}\mathbf{X}_R^{-1} = \mathbf{I}_n,$$

then \mathbf{X}_R^{-1} is a **right inverse** of \mathbf{X} , and \mathbf{X} is called **right-invertible**.

A word on the notation: Note here the superscript -1 in \mathbf{X}_L^{-1} and \mathbf{X}_R^{-1} does not mean the inverse of \mathbf{X}_L or \mathbf{X}_R but the one-sided inverse of \mathbf{X} .

Lemma C.1 (One-sided Invertible) For any matrix $\mathbf{X} \in \mathbb{R}^{n \times p}$, we have

- \mathbf{X} is left-invertible if and only if \mathbf{X} has full column rank (which implies $n \geq p$);
- \mathbf{X} is right-invertible if and only if \mathbf{X} has full row rank (which implies $n \leq p$).

Proof [of Lemma C.1] Suppose \mathbf{X} has full column rank, then $\mathbf{X}^\top \mathbf{X} \in \mathbb{R}^{p \times p}$ has full rank (see Lemma 1.2, p. 19). Therefore, $(\mathbf{X}^\top \mathbf{X})^{-1}(\mathbf{X}^\top \mathbf{X}) = \mathbf{I}_p$. That is $(\mathbf{X}^\top \mathbf{X})^{-1}\mathbf{X}^\top$ is a left inverse of \mathbf{X} .

For the reverse, now suppose \mathbf{X} is left-invertible such that $\mathbf{X}_L^{-1}\mathbf{X} = \mathbf{I}_p$. Since all rows of $\mathbf{X}_L^{-1}\mathbf{X}$ are the combinations of the rows of \mathbf{X} , that is, the row space of $\mathbf{X}_L^{-1}\mathbf{X}$ is a subset of the row space of \mathbf{X} . We then have $\text{rank}(\mathbf{X}) \geq \text{rank}(\mathbf{X}_L^{-1}\mathbf{X}) = \text{rank}(\mathbf{I}_p) = p$ which implies $\text{rank}(\mathbf{X}) = p$ and \mathbf{X} has full column rank.

Similarly, we can show \mathbf{X} is right-invertible if and only if \mathbf{X} has full row rank and $\mathbf{X}^\top(\mathbf{X}\mathbf{X}^\top)^{-1}$ is a right inverse of \mathbf{X} . ■

We have shown in the above proof that $(\mathbf{X}^\top \mathbf{X})^{-1}\mathbf{X}^\top$ is a specific left inverse of \mathbf{X} if \mathbf{X} has full column rank, and $\mathbf{X}^\top(\mathbf{X}\mathbf{X}^\top)^{-1}$ is a specific right inverse of \mathbf{X} if \mathbf{X} has full row rank. However, the inverse of a $p \times p$ nonsingular matrix requires $2p^3$ floating point operations (flops) which is a complex procedure (Lu, 2021). In our case, the inverse of $\mathbf{X}^\top \mathbf{X}$ requires $2p^3$ flops and the inverse of $\mathbf{X}\mathbf{X}^\top$ requires $2n^3$ flops. A simpler way to find a one-sided inverse is to use elementary operations.

Suppose $\mathbf{X} \in \mathbb{R}^{n \times p}$ has full column rank and we apply **row elementary operations** $\mathbf{E} \in \mathbb{R}^{n \times n}$ on $[\mathbf{X}, \mathbf{I}_n]$ such that

$$\mathbf{E} [\mathbf{X} \quad \mathbf{I}_n] = \begin{bmatrix} \mathbf{I}_p & \mathbf{G} \\ \mathbf{0} & \mathbf{Z} \end{bmatrix}, \quad (\text{C.1})$$

where $\mathbf{G} \in \mathbb{R}^{p \times n}$, \mathbf{I}_n is an $n \times n$ identity matrix, \mathbf{I}_p is a $p \times p$ identity matrix, and \mathbf{Z} is an $(n - p) \times n$ matrix. Then, it can be easily verified that $\mathbf{G}\mathbf{X} = \mathbf{I}_p$ and \mathbf{G} is a left inverse of \mathbf{X} .

Similarly, suppose $\mathbf{X} \in \mathbb{R}^{n \times p}$ has full row rank and we apply **column elementary operations** $\mathbf{E} \in \mathbb{R}^{p \times p}$ on $[\mathbf{X}^\top, \mathbf{I}_p]^\top$ such that

$$\begin{bmatrix} \mathbf{X} \\ \mathbf{I}_p \end{bmatrix} \mathbf{E} = \begin{bmatrix} \mathbf{I}_n & \mathbf{0} \\ \mathbf{G} & \mathbf{Z} \end{bmatrix}, \quad (\text{C.2})$$

where \mathbf{Z} is a $p \times (p - n)$ matrix. Then, $\mathbf{G} \in \mathbb{R}^{p \times n}$ is a right inverse of \mathbf{X} .

More generally, the following two propositions show us how to find more left inverses or right inverses of a matrix.

Proposition C.2 (Finding Left Inverse) Suppose $\mathbf{X} \in \mathbb{R}^{n \times p}$ is left-invertible ($n \geq p$), then

$$\mathbf{X}_L^{-1} = [(\mathbf{X}_1^{-1} - \mathbf{Y}\mathbf{X}_2\mathbf{X}_1^{-1}) \quad \mathbf{Y}] \mathbf{E},$$

is a left inverse of \mathbf{X} , where $\mathbf{Y} \in \mathbb{R}^{p \times (n-p)}$ can be any matrix, and $\mathbf{E}\mathbf{X} = \begin{bmatrix} \mathbf{X}_1 \\ \mathbf{X}_2 \end{bmatrix}$ is the row elementary transformation of \mathbf{X} such that $\mathbf{X}_1 \in \mathbb{R}^{p \times p}$ is invertible (since \mathbf{X} has full column rank p) and $\mathbf{E} \in \mathbb{R}^{n \times n}$.

We can verify that \mathbf{G} in Equation (C.1) is a specific left inverse of \mathbf{X} by setting $\mathbf{Y} = \mathbf{0}$. Since $\mathbf{E} = \begin{bmatrix} \mathbf{G} \\ * \end{bmatrix}$, $\mathbf{X}_1 = \mathbf{I}_p$, and $\mathbf{X}_2 = \mathbf{0}$, we have

$$\mathbf{X}_L^{-1} = [(\mathbf{X}_1^{-1} - \mathbf{Y}\mathbf{X}_2\mathbf{X}_1^{-1}) \quad \mathbf{Y}] \mathbf{E} = \mathbf{G} + \mathbf{Y}\mathbf{Z} = \mathbf{G},$$

where the last equality is from the assumption that $\mathbf{Y} = \mathbf{0}$.

Proposition C.3 (Finding Right Inverse) Suppose $\mathbf{X} \in \mathbb{R}^{n \times p}$ is right-invertible ($n \leq p$), then

$$\mathbf{X}_R^{-1} = \mathbf{E} \begin{bmatrix} (\mathbf{X}_1^{-1} - \mathbf{X}_1^{-1}\mathbf{X}_2\mathbf{Y}) \\ \mathbf{Y} \end{bmatrix},$$

is a right inverse of \mathbf{X} , where $\mathbf{Y} \in \mathbb{R}^{(p-n) \times n}$ can be any matrix, and $\mathbf{X}\mathbf{E} = [\mathbf{X}_1 \quad \mathbf{X}_2]$ is the column elementary transformation of \mathbf{X} such that $\mathbf{X}_1 \in \mathbb{R}^{n \times n}$ is invertible (since \mathbf{X} has full row rank n) and $\mathbf{E} \in \mathbb{R}^{p \times p}$.

Similarly, we can verify that \mathbf{G} in Equation (C.2) is a specific right inverse of \mathbf{X} by setting $\mathbf{Y} = \mathbf{0}$. Since $\mathbf{E} = [\mathbf{G}, \mathbf{Z}]$, $\mathbf{X}_1 = \mathbf{I}_n$, and $\mathbf{X}_2 = \mathbf{0}$, we have

$$\mathbf{X}_R^{-1} = \mathbf{E} \begin{bmatrix} (\mathbf{X}_1^{-1} - \mathbf{X}_1^{-1} \mathbf{X}_2 \mathbf{Y}) \\ \mathbf{Y} \end{bmatrix} = \mathbf{G} + \mathbf{Z} \mathbf{Y} = \mathbf{G},$$

where again the last equality is from the assumption that $\mathbf{Y} = \mathbf{0}$.

Under specific conditions, the linear system $\mathbf{X}\boldsymbol{\beta} = \mathbf{y}$ has a unique solution.

Proposition C.4 (Unique Linear System Solution) Suppose $\mathbf{X} \in \mathbb{R}^{n \times p}$ is left-invertible ($n \geq p$), and \mathbf{X}_L^{-1} is the left inverse of \mathbf{X} . Then the linear system $\mathbf{X}\boldsymbol{\beta} = \mathbf{y}$ has a **unique** solution if and only if

$$(\mathbf{I}_n - \mathbf{X} \mathbf{X}_L^{-1}) \mathbf{y} = \mathbf{0}.$$

And the unique solution is given by

$$\hat{\boldsymbol{\beta}} = (\mathbf{X}^\top \mathbf{X})^{-1} \mathbf{X}^\top \mathbf{y}.$$

Proof [of Proposition C.4] Suppose $\boldsymbol{\beta}_0$ is the solution of $\mathbf{X}\boldsymbol{\beta} = \mathbf{y}$, then

$$\begin{aligned} \mathbf{X} \mathbf{X}_L^{-1} (\mathbf{X} \boldsymbol{\beta}_0) &= \mathbf{X} \mathbf{X}_L^{-1} \mathbf{y} \\ \mathbf{X} (\mathbf{X}_L^{-1} \mathbf{X}) \boldsymbol{\beta}_0 &= \mathbf{X} \boldsymbol{\beta}_0 = \mathbf{y}. \end{aligned}$$

That is, $\mathbf{X} \mathbf{X}_L^{-1} \mathbf{y} = \mathbf{y}$ and $(\mathbf{I}_n - \mathbf{X} \mathbf{X}_L^{-1}) \mathbf{y} = \mathbf{0}$. For the reverse, suppose $(\mathbf{I}_n - \mathbf{X} \mathbf{X}_L^{-1}) \mathbf{y} = \mathbf{0}$, and let $\boldsymbol{\beta}_0 = \mathbf{X}_L^{-1} \mathbf{y}$. Then substitute $\boldsymbol{\beta}_0 = \mathbf{X}_L^{-1} \mathbf{y}$ into $(\mathbf{I}_n - \mathbf{X} \mathbf{X}_L^{-1}) \mathbf{y} = \mathbf{0}$, we have

$$\mathbf{X} \boldsymbol{\beta}_0 = \mathbf{y},$$

which implies $\boldsymbol{\beta}_0 = \mathbf{X}_L^{-1} \mathbf{y}$ is a solution of $\mathbf{X}\boldsymbol{\beta} = \mathbf{y}$ if $(\mathbf{I}_n - \mathbf{X} \mathbf{X}_L^{-1}) \mathbf{y} = \mathbf{0}$.

To prove the uniqueness, suppose $\boldsymbol{\beta}_0$ and $\boldsymbol{\beta}_1$ are two solutions of $\mathbf{X}\boldsymbol{\beta} = \mathbf{y}$. We have $\mathbf{X}\boldsymbol{\beta}_0 = \mathbf{X}\boldsymbol{\beta}_1 = \mathbf{y}$ such that $\mathbf{X}(\boldsymbol{\beta}_0 - \boldsymbol{\beta}_1) = \mathbf{0}$. Since \mathbf{X} is left-invertible so that \mathbf{X} has full column rank p , the dimension of the row space of \mathbf{X} is p as well such that the null space of \mathbf{X} is of dimension 0 (i.e., $\dim(\mathcal{C}(\mathbf{X}^\top)) + \dim(\mathcal{N}(\mathbf{X})) = p$ by the fundamental theorem of linear algebra, see Theorem 1.4, p. 22). Then $\boldsymbol{\beta}_0 = \boldsymbol{\beta}_1$ which completes the proof. ■

In the fundamental theorem of linear algebra (Figure 1.2, p. 21), **the row space of \mathbf{X} is the whole space of \mathbb{R}^p if \mathbf{X} is left-invertible** (i.e., \mathbf{X} has full column rank p). If the condition $(\mathbf{I}_n - \mathbf{X} \mathbf{X}_L^{-1}) \mathbf{y} = \mathbf{0}$ is satisfied, it implies that \mathbf{y} is in the column space of \mathbf{X} such that $\mathbf{X}\boldsymbol{\beta} = \mathbf{y}$ has at least one solution and the above proposition shows that this solution is unique.

Proposition C.5 (Always Have Solution) Suppose $\mathbf{X} \in \mathbb{R}^{n \times p}$ is right-invertible (which implies $n \leq p$), and \mathbf{X}_R^{-1} is a right inverse of \mathbf{X} . Then for any $\mathbf{y} \in \mathbb{R}^n$, the linear system $\mathbf{X}\boldsymbol{\beta} = \mathbf{y}$ has solutions, and the solution is given by

$$\hat{\boldsymbol{\beta}} = \mathbf{X}_R^{-1}\mathbf{y},$$

where \mathbf{X}_R^{-1} is a right inverse of \mathbf{X} and the right inverse is not necessarily unique.

Proof [of Proposition C.5] It can be easily verified that

$$(\mathbf{X}\mathbf{X}_R^{-1})\mathbf{y} = \mathbf{I}_n\mathbf{y} = \mathbf{y},$$

so that $\mathbf{X}_R^{-1}\mathbf{y}$ is a solution of $\mathbf{X}\boldsymbol{\beta} = \mathbf{y}$. ■

We notice that if \mathbf{X} is right-invertible, then \mathbf{X} has full row rank n . In the fundamental theorem of linear algebra (Figure 1.2, p. 21), [the column space of \$\mathbf{X}\$ is the whole space of \$\mathbb{R}^n\$ if \$\mathbf{X}\$ is right-invertible](#). Then any vector $\mathbf{y} \in \mathbb{R}^n$ is in the column space of \mathbf{X} such that $\mathbf{X}\boldsymbol{\beta} = \mathbf{y}$ has at least one solution.

C.1.2 Generalized Inverse (g-inverse)

We mentioned previously that if matrix \mathbf{X} is nonsingular, then the linear system $\mathbf{y} = \mathbf{X}\boldsymbol{\beta}$ can be easily solved by the inverse of \mathbf{X} such that $\hat{\boldsymbol{\beta}} = \mathbf{X}^{-1}\mathbf{y}$. However, the inverse of an $n \times p$ matrix \mathbf{X} does not exist if \mathbf{X} is not square or \mathbf{X} is singular. But still, when \mathbf{y} is in the column space of \mathbf{X} , we can find the solution of the linear system as well. The relationship between the solution $\hat{\boldsymbol{\beta}}$ and target vector \mathbf{y} is given by the generalized inverse of \mathbf{X} : $\hat{\boldsymbol{\beta}} = \mathbf{X}^-\mathbf{y}$.

Definition C.2 (Generalized Inverse) Suppose matrix $\mathbf{X} \in \mathbb{R}^{n \times p}$ has rank r with $r \leq p \leq n$. Then a generalized inverse $\mathbf{X}^- \in \mathbb{R}^{p \times n}$ of \mathbf{X} is a matrix that satisfies

$$(C1) \quad \mathbf{X}\mathbf{X}^-\mathbf{X} = \mathbf{X},$$

or equivalently,

$$(C1.1) \quad \mathbf{X}\mathbf{X}^-\mathbf{y} = \mathbf{y}$$

for any $\mathbf{y} \in \mathcal{C}(\mathbf{X})$.

To see the equivalence between (C1) and (C1.1), that is, we want to show \mathbf{X} satisfies (C1) if and only if it satisfies (C1.1). For any $\mathbf{y} \in \mathcal{C}(\mathbf{X})$, we can find a $\boldsymbol{\beta} \in \mathbb{R}^p$ such that $\mathbf{X}\boldsymbol{\beta} = \mathbf{y}$. If \mathbf{X} and \mathbf{X}^- satisfy (C1), then

$$\mathbf{X}\mathbf{X}^-\mathbf{X}\boldsymbol{\beta} = \mathbf{X}\boldsymbol{\beta} \quad \underline{\text{leads to}} \quad \mathbf{X}\mathbf{X}^-\mathbf{y} = \mathbf{y},$$

which implies \mathbf{X} and \mathbf{X}^- also satisfy (C1.1). For the reverse implication, suppose \mathbf{X} and \mathbf{X}^- satisfy (C1.1), then

$$\mathbf{X}\mathbf{X}^-\mathbf{y} = \mathbf{y} \quad \underline{\text{leads to}} \quad \mathbf{X}\mathbf{X}^-\mathbf{X}\boldsymbol{\beta} = \mathbf{X}\boldsymbol{\beta},$$

which implies \mathbf{X} and \mathbf{X}^- also satisfy (C1).

Multiply on the left of (C1) by \mathbf{X}^- and follow the definition of projection matrix in Definition 1.2 (p. 40), we obtain $\mathbf{X}^- \mathbf{X} \mathbf{X}^- \mathbf{X} = \mathbf{X}^- \mathbf{X}$ such that $\mathbf{X}^- \mathbf{X}$ is idempotent, which implies $\mathbf{X}^- \mathbf{X}$ is a projection matrix (not necessarily to be an orthogonal projection).

Lemma C.6 (Projection Matrix from Generalized Inverse) *For any matrix \mathbf{X} , and its generalized inverse \mathbf{X}^- , $\mathbf{X}^- \mathbf{X}$ is a projection matrix but not necessarily an orthogonal projection. Same claim can be applied to $\mathbf{X} \mathbf{X}^-$ as well.*

Lemma C.7 (Rank of Generalized Inverse) *For any matrix $\mathbf{X} \in \mathbb{R}^{n \times p}$, and its generalized inverse $\mathbf{X}^- \in \mathbb{R}^{p \times n}$, then*

$$\text{rank}(\mathbf{X}^-) \geq \text{rank}(\mathbf{X}).$$

Specifically, we also have $\text{rank}(\mathbf{X}) = \text{rank}(\mathbf{X} \mathbf{X}^-) = \text{rank}(\mathbf{X}^- \mathbf{X})$.

Proof [of Lemma C.7] From (C1), we notice that $\text{rank}(\mathbf{X}) = \text{rank}(\mathbf{X} \mathbf{X}^- \mathbf{X})$. And

$$\text{rank}(\mathbf{X} \mathbf{X}^- \mathbf{X}) \leq \text{rank}(\mathbf{X} \mathbf{X}^-) \leq \text{rank}(\mathbf{X}^-),$$

where the first inequality comes from the fact that the columns of $\mathbf{X} \mathbf{X}^- \mathbf{X}$ are combinations of columns of $\mathbf{X} \mathbf{X}^-$, and the second inequality comes from the fact that the rows of $\mathbf{X} \mathbf{X}^-$ are combinations of rows of \mathbf{X}^- .

For the second part, we have

$$\text{rank}(\mathbf{X}) \geq \text{rank}(\mathbf{X} \mathbf{X}^-) \geq \text{rank}(\mathbf{X} \mathbf{X}^- \mathbf{X}),$$

where the first inequality is from the fact that the columns of $\mathbf{X} \mathbf{X}^-$ are combinations of the columns of \mathbf{X} , and the second inequality is from the fact that the columns of $\mathbf{X} \mathbf{X}^- \mathbf{X}$ are combinations of the columns of $\mathbf{X} \mathbf{X}^-$. From (C1) again, $\text{rank}(\mathbf{X}) = \text{rank}(\mathbf{X} \mathbf{X}^- \mathbf{X})$ which implies by “sandwiching” that

$$\text{rank}(\mathbf{X}) = \text{rank}(\mathbf{X} \mathbf{X}^-) = \text{rank}(\mathbf{X} \mathbf{X}^- \mathbf{X}).$$

Similarly, we also have

$$\text{rank}(\mathbf{X}) \geq \text{rank}(\mathbf{X}^- \mathbf{X}) \geq \text{rank}(\mathbf{X} \mathbf{X}^- \mathbf{X}),$$

where the first inequality is from the fact that the rows of $\mathbf{X}^- \mathbf{X}$ are combinations of the rows of \mathbf{X} , and the second inequality is from the fact that the rows of $\mathbf{X} \mathbf{X}^- \mathbf{X}$ are combinations of the rows of $\mathbf{X}^- \mathbf{X}$. By “sandwiching” again, we have

$$\text{rank}(\mathbf{X}) = \text{rank}(\mathbf{X}^- \mathbf{X}) = \text{rank}(\mathbf{X} \mathbf{X}^- \mathbf{X}),$$

which completes the proof. ■

In Lemma C.1 (p. 175), we have shown that the left inverse exists if and only if \mathbf{X} has full column rank, and the right inverse exists if and only if \mathbf{X} has full row rank. However, this is not required in generalized inverse. When this full rank condition is satisfied, we have another property as follows.

Lemma C.8 (Full Rank Generalized Inverse) *For any matrix $\mathbf{X} \in \mathbb{R}^{n \times p}$, and its generalized inverse $\mathbf{X}^- \in \mathbb{R}^{p \times n}$, then we have*

- 1). \mathbf{X} has full column rank if and only if $\mathbf{X}^- \mathbf{X} = \mathbf{I}_p$;
- 2). \mathbf{X} has full row rank if and only if $\mathbf{X} \mathbf{X}^- = \mathbf{I}_n$.

Proof [of Lemma C.8] For 1). suppose \mathbf{X} has full column rank, and we have shown in Lemma C.7 that $\text{rank}(\mathbf{X}) = \text{rank}(\mathbf{X} \mathbf{X}^-) = \text{rank}(\mathbf{X}^- \mathbf{X})$. Then $\text{rank}(\mathbf{X}^- \mathbf{X}) = \text{rank}(\mathbf{X}) = p$ and $\mathbf{X}^- \mathbf{X} \in \mathbb{R}^{p \times p}$ is nonsingular. We have

$$\mathbf{I}_p = (\mathbf{X}^- \mathbf{X})(\mathbf{X}^- \mathbf{X})^{-1} = \mathbf{X}^- (\mathbf{X} \mathbf{X}^- \mathbf{X})(\mathbf{X}^- \mathbf{X})^{-1} = \mathbf{X}^- \mathbf{X}.$$

For the reverse implication, suppose $\mathbf{X}^- \mathbf{X} = \mathbf{I}_p$ which implies $\text{rank}(\mathbf{X}^- \mathbf{X}) = p$. From $\text{rank}(\mathbf{X}^- \mathbf{X}) = \text{rank}(\mathbf{X})$, we have $\text{rank}(\mathbf{X}) = p$ such that \mathbf{X} has full column rank.

Similarly, we can show \mathbf{X} has full row rank if and only if $\mathbf{X} \mathbf{X}^- = \mathbf{I}_n$. ■

Lemma C.9 (Constructing Generalized Inverse) *For any matrix $\mathbf{X} \in \mathbb{R}^{n \times p}$, and its generalized inverse $\mathbf{X}^- \in \mathbb{R}^{p \times n}$, then there exists a $p \times n$ matrix \mathbf{A} such that*

$$\bar{\mathbf{X}} = \mathbf{X}^- + \mathbf{A} - \mathbf{X}^- \mathbf{X} \mathbf{A} \mathbf{X} \mathbf{X}^- \tag{C.3}$$

is also a generalized inverse of \mathbf{X} . In addition, for any generalized inverse $\bar{\mathbf{X}}$, there exists a matrix \mathbf{A} so that Equation (C.3) is satisfied.

Proof [of Lemma C.9] Write out the equation

$$\begin{aligned} \mathbf{X} \bar{\mathbf{X}} \mathbf{X} &= \mathbf{X} (\mathbf{X}^- + \mathbf{A} - \mathbf{X}^- \mathbf{X} \mathbf{A} \mathbf{X} \mathbf{X}^-) \mathbf{X} = \mathbf{X} \mathbf{X}^- \mathbf{X} + \mathbf{X} \mathbf{A} \mathbf{X} - (\mathbf{X} \mathbf{X}^- \mathbf{X}) \mathbf{A} (\mathbf{X} \mathbf{X}^- \mathbf{X}) \\ &= \mathbf{X} \mathbf{X}^- \mathbf{X} + \mathbf{X} \mathbf{A} \mathbf{X} - \mathbf{X} \mathbf{A} \mathbf{X} = \mathbf{X}, \end{aligned}$$

so that $\bar{\mathbf{X}}$ is a generalized inverse of \mathbf{X} .

Suppose now that \mathbf{B} is any generalized inverse of \mathbf{X} , and define $\mathbf{A} = \mathbf{B} - \mathbf{X}^-$. Recall that $\mathbf{XBX} = \mathbf{X}$, we have

$$\begin{aligned} \mathbf{X}^- + \mathbf{A} - \mathbf{X}^- \mathbf{X} \mathbf{A} \mathbf{X} \mathbf{X}^- &= \mathbf{X}^- + (\mathbf{B} - \mathbf{X}^-) - \mathbf{X}^- \mathbf{X} (\mathbf{B} - \mathbf{X}^-) \mathbf{X} \mathbf{X}^- \\ &= \mathbf{B} - \mathbf{X}^- (\mathbf{X} \mathbf{B} \mathbf{X}) \mathbf{X}^- + \mathbf{X}^- (\mathbf{X} \mathbf{X}^- \mathbf{X}) \mathbf{X}^- \\ &= \mathbf{B} - \mathbf{X}^- \mathbf{X} \mathbf{X}^- + \mathbf{X}^- \mathbf{X} \mathbf{X}^- \\ &= \mathbf{B}, \end{aligned}$$

which implies \mathbf{A} can be constructed for any generalized inverse \mathbf{B} . ■

Lemma C.10 (Generalized Inverse Properties) *For any matrix $\mathbf{X} \in \mathbb{R}^{n \times p}$, and its generalized inverse $\mathbf{X}^- \in \mathbb{R}^{p \times n}$, then*

- 1). $(\mathbf{X}^\top)^- = (\mathbf{X}^-)^\top$, i.e., $(\mathbf{X}^-)^\top$ is the generalized inverse of \mathbf{X}^\top ;
- 2). For any $a \neq 0$, $\frac{1}{a} \mathbf{X}^-$ is the generalized inverse of $a\mathbf{X}$;
- 3). Suppose $\mathbf{A} \in \mathbb{R}^{n \times n}$ and $\mathbf{B} \in \mathbb{R}^{p \times p}$ are both invertible, then $\mathbf{B}^{-1} \mathbf{X}^- \mathbf{A}^{-1}$ is a generalized inverse of \mathbf{AXB} ;
- 4). $\mathcal{C}(\mathbf{X} \mathbf{X}^-) = \mathcal{C}(\mathbf{X})$ and $\mathcal{N}(\mathbf{X}^- \mathbf{X}) = \mathcal{N}(\mathbf{X})$.

Proof [of Lemma C.10] For 1), from (C1), $\mathbf{X} \mathbf{X}^- \mathbf{X} = \mathbf{X}$, we have $\mathbf{X}^\top (\mathbf{X}^-)^\top \mathbf{X}^\top = \mathbf{X}^\top$ such that $(\mathbf{X}^-)^\top$ is the generalized inverse of \mathbf{X}^\top .

For 2), it can be easily verified that $(a\mathbf{X})(\frac{1}{a} \mathbf{X}^-)(a\mathbf{X}) = (a\mathbf{X})$ such that $\frac{1}{a} \mathbf{X}^-$ is the generalized inverse of $a\mathbf{X}$ for any $a \neq 0$.

For 3), we realize that $(\mathbf{AXB})(\mathbf{B}^{-1} \mathbf{X}^- \mathbf{A}^{-1})(\mathbf{AXB}) = \mathbf{AXX}^- \mathbf{XB} = \mathbf{AXB}$ which implies $\mathbf{B}^{-1} \mathbf{X}^- \mathbf{A}^{-1}$ is a generalized inverse of \mathbf{AXB} .

For 4), since the columns of $\mathbf{X} \mathbf{X}^-$ are the combinations of the columns of \mathbf{X} , then $\mathcal{C}(\mathbf{X} \mathbf{X}^-) \subseteq \mathcal{C}(\mathbf{X})$. And we proved that $\text{rank}(\mathbf{X}) = \text{rank}(\mathbf{X} \mathbf{X}^-)$ in Lemma C.7 (p. 179), then $\mathcal{C}(\mathbf{X} \mathbf{X}^-) = \mathcal{C}(\mathbf{X})$. Similarly, we could prove $\mathcal{N}(\mathbf{X}^- \mathbf{X}) = \mathcal{N}(\mathbf{X})$. This completes the proof. ■

C.1.3 Reflexive Generalized Inverse (rg-inverse)

Definition C.3 (Reflexive Generalized Inverse) *Suppose matrix $\mathbf{X} \in \mathbb{R}^{n \times p}$ has rank r with $r \leq \min\{p, n\}$. Then a reflexive generalized inverse $\mathbf{X}_r^- \in \mathbb{R}^{p \times n}$ of \mathbf{X} is a matrix that satisfies*

$$(C1) \quad \mathbf{X} \mathbf{X}_r^- \mathbf{X} = \mathbf{X},$$

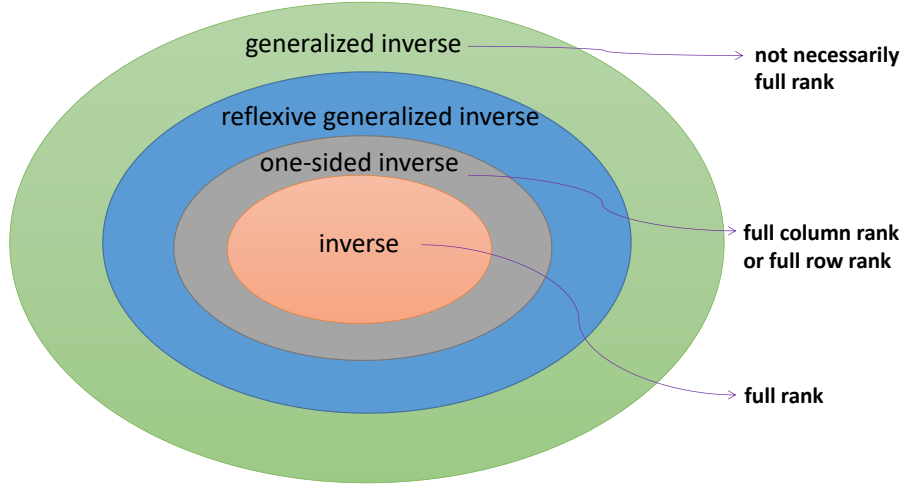


Figure C.1: Relationship of different inverses: inverse, one-sided inverse, reflexive generalized inverse, and generalized inverse.

and

$$(C2) \quad \mathbf{X}_r^- \mathbf{X} \mathbf{X}_r^- = \mathbf{X}_r^-.$$

That is, \mathbf{X}_r^- is a *g-inverse* of \mathbf{X} , and \mathbf{X} is a *g-inverse* of \mathbf{X}_r^- .

Suppose matrix \mathbf{X} is of rank r , it can be factored as $\mathbf{X} = \mathbf{E}_1 \begin{bmatrix} \mathbf{I}_r & \mathbf{0} \\ \mathbf{0} & \mathbf{0} \end{bmatrix} \mathbf{E}_2$, where $\mathbf{E}_1 \in \mathbb{R}^{n \times n}$, $\mathbf{E}_2 \in \mathbb{R}^{p \times p}$ are elementary transformations on \mathbf{X} . Then, we can construct such a reflexive generalized inverse of \mathbf{X} as

$$\mathbf{X}_r^- = \mathbf{E}_2^{-1} \begin{bmatrix} \mathbf{I}_r & \mathbf{A} \\ \mathbf{B} & \mathbf{BA} \end{bmatrix} \mathbf{E}_1^{-1},$$

where $\mathbf{A} \in \mathbb{R}^{r \times (n-r)}$, $\mathbf{B} \in \mathbb{R}^{(p-r) \times r}$ can be any matrix so that the reflexive generalized inverse is **not unique**. This construction of the reflexive generalized inverse also shows that the reflexive generalized inverse exists for any matrix \mathbf{X} . Thus the reflexive generalized inverse is a more general inverse of \mathbf{X} compared to the one-sided inverse which may not exist.

Lemma C.11 (Reflexive Generalized Inverse from G-Inverse) For any matrix $\mathbf{X} \in \mathbb{R}^{n \times p}$, and \mathbf{A}, \mathbf{B} are two generalized inverses of \mathbf{X} , then

$$\mathbf{Z} = \mathbf{AXB}$$

is a reflexive generalized inverse of \mathbf{X} .

It can be easily verified that $\mathbf{XZ}\mathbf{X} = \mathbf{X}$ and $\mathbf{ZXZ} = \mathbf{Z}$ for the above lemma.

Lemma C.12 (Reflexive Generalized Inverse from G-Inverse) *For any matrix $\mathbf{X} \in \mathbb{R}^{n \times p}$, then the following two matrices \mathbf{A} and \mathbf{B} are two reflexive generalized inverses of \mathbf{X} :*

$$\begin{aligned}\mathbf{A} &= (\mathbf{X}^\top \mathbf{X})^- \mathbf{X}^\top, \\ \mathbf{B} &= \mathbf{X}^\top (\mathbf{X} \mathbf{X}^\top)^-, \end{aligned}$$

where $(\mathbf{X}^\top \mathbf{X})^-$ is a g -inverse of $(\mathbf{X}^\top \mathbf{X})$, and $(\mathbf{X} \mathbf{X}^\top)^-$ is a g -inverse of $(\mathbf{X} \mathbf{X}^\top)$.

Proof [of Lemma C.12] Let's first check the following result.

$$\mathcal{C}(\mathbf{X}^\top \mathbf{X}) = \mathcal{C}(\mathbf{X}^\top) \quad \text{and} \quad \mathcal{N}(\mathbf{X}^\top \mathbf{X}) = \mathcal{N}(\mathbf{X})$$

Since the columns of $\mathbf{X}^\top \mathbf{X}$ are combinations of the columns of \mathbf{X}^\top , we have $\mathcal{C}(\mathbf{X}^\top \mathbf{X}) \subseteq \mathcal{C}(\mathbf{X}^\top)$. In Lemma 1.2 (p. 19), we prove that, $\text{rank}(\mathbf{X}^\top \mathbf{X}) = \text{rank}(\mathbf{X})$. This implies $\text{rank}(\mathbf{X}^\top \mathbf{X}) = \text{rank}(\mathbf{X}^\top)$ and $\mathcal{C}(\mathbf{X}^\top \mathbf{X}) = \mathcal{C}(\mathbf{X}^\top)$. Furthermore, the orthogonal complement of $\mathcal{C}(\mathbf{X}^\top)$ is $\mathcal{N}(\mathbf{X})$, and the orthogonal complement of $\mathcal{C}(\mathbf{X}^\top \mathbf{X})$ is $\mathcal{N}(\mathbf{X}^\top \mathbf{X})$. Therefore, by fundamental theorem of linear algebra in Appendix A.2 (p. 136), we have

$$\mathcal{C}(\mathbf{X}^\top \mathbf{X}) = \mathcal{C}(\mathbf{X}^\top), \quad \mathcal{N}(\mathbf{X}^\top \mathbf{X}) = \mathcal{N}(\mathbf{X}).$$

Then there exists a set of vectors $\mathbf{z}_1, \mathbf{z}_2, \dots, \mathbf{z}_n \in \mathbb{R}^p$ such that i -th column of \mathbf{X}^\top can be expressed as $\mathbf{X}^\top \mathbf{X} \mathbf{z}_i$. That is, for $\mathbf{Z} = [\mathbf{z}_1, \mathbf{z}_2, \dots, \mathbf{z}_n]$, we have

$$\mathbf{X}^\top = \mathbf{X}^\top \mathbf{X} \mathbf{Z}.$$

Then,

$$\mathbf{X} \mathbf{A} \mathbf{X} = (\mathbf{X}^\top \mathbf{X} \mathbf{Z})^\top (\mathbf{X}^\top \mathbf{X})^- \mathbf{X}^\top \mathbf{X} = \mathbf{Z}^\top \mathbf{X}^\top \mathbf{X} (\mathbf{X}^\top \mathbf{X})^- \mathbf{X}^\top \mathbf{X}.$$

By condition (C1.1) of g -inverse, we have $\mathbf{X}^\top \mathbf{X} (\mathbf{X}^\top \mathbf{X})^- \mathbf{y} = \mathbf{y}$ for any \mathbf{y} . This implies $\mathbf{X}^\top \mathbf{X} (\mathbf{X}^\top \mathbf{X})^- \mathbf{X}^\top \mathbf{X} = \mathbf{X}^\top \mathbf{X}$ and

$$\mathbf{X} \mathbf{A} \mathbf{X} = (\mathbf{X}^\top \mathbf{X} \mathbf{Z})^\top (\mathbf{X}^\top \mathbf{X})^- \mathbf{X}^\top \mathbf{X} = \mathbf{Z}^\top \mathbf{X}^\top \mathbf{X} = \mathbf{X}. \quad (\text{C.4})$$

Write out $\mathbf{A} \mathbf{X} \mathbf{A}$, we have

$$\mathbf{A} \mathbf{X} \mathbf{A} = (\mathbf{X}^\top \mathbf{X})^- \mathbf{X}^\top \mathbf{X} (\mathbf{X}^\top \mathbf{X})^- \mathbf{X}^\top.$$

Same argument can be applied to $\mathbf{X}^\top \mathbf{X} (\mathbf{X}^\top \mathbf{X})^- \mathbf{X}^\top = \mathbf{X}^\top$. Then,

$$\mathbf{A} \mathbf{X} \mathbf{A} = (\mathbf{X}^\top \mathbf{X})^- \mathbf{X}^\top = \mathbf{A}. \quad (\text{C.5})$$

Combining Equation (C.4) and Equation (C.5), we conclude that \mathbf{A} is a reflexive generalized inverse of \mathbf{X} . Similarly, we can show \mathbf{B} is a reflexive generalized inverse of \mathbf{X} as well. ■

From the definition, we realize that reflexive generalized inverse is a special generalized inverse. Under specific conditions, the two inverses are equivalent.

Lemma C.13 (Reflexive Generalized Inverse in G-Inverse) *Suppose matrix $\mathbf{X} \in \mathbb{R}^{n \times p}$, and $\mathbf{X}^- \in \mathbb{R}^{p \times n}$ is a generalized inverse of \mathbf{X} , then \mathbf{X}^- is a reflexive generalized inverse of \mathbf{X} if and only if $\text{rank}(\mathbf{X}) = \text{rank}(\mathbf{X}^-)$.*

Proof [of Lemma C.13] Suppose \mathbf{X}^- is a generalized inverse of \mathbf{X} , then $\mathbf{X}\mathbf{X}^-\mathbf{X} = \mathbf{X}$. Suppose further, \mathbf{X}^- is also a reflexive generalized inverse, then $\mathbf{X}^-\mathbf{X}\mathbf{X}^- = \mathbf{X}^-$. We have

$$\text{rank}(\mathbf{X}) = \text{rank}(\mathbf{X}\mathbf{X}^-\mathbf{X}) \leq \text{rank}(\mathbf{X}^-) = \text{rank}(\mathbf{X}^-\mathbf{X}\mathbf{X}^-) \leq \text{rank}(\mathbf{X})$$

where the two inequalities are from Lemma C.7 (p. 179). This implies $\text{rank}(\mathbf{X}) = \text{rank}(\mathbf{X}^-)$.

For the reverse, suppose \mathbf{X}^- is a generalized inverse of \mathbf{X} , then $\mathbf{X}\mathbf{X}^-\mathbf{X} = \mathbf{X}$. And suppose further $\text{rank}(\mathbf{X}) = \text{rank}(\mathbf{X}^-)$, we have

$$\text{rank}(\mathbf{X}) = \text{rank}(\mathbf{X}\mathbf{X}^-\mathbf{X}) \leq \text{rank}(\mathbf{X}^-\mathbf{X}) \leq \text{rank}(\mathbf{X}^-) = \text{rank}(\mathbf{X}),$$

where the first inequality is from the fact that the rows of $\mathbf{X}\mathbf{X}^-\mathbf{X}$ are combinations of the rows of $\mathbf{X}^-\mathbf{X}$, and the second inequality is from the fact that the columns of $\mathbf{X}^-\mathbf{X}$ are combinations of the columns of \mathbf{X}^- . This implies $\text{rank}(\mathbf{X}^-\mathbf{X}) = \text{rank}(\mathbf{X}^-)$ and $\mathcal{C}(\mathbf{X}^-\mathbf{X}) = \mathcal{C}(\mathbf{X}^-)$. Then there exists a set of vectors $\boldsymbol{\alpha}_1, \boldsymbol{\alpha}_2, \dots, \boldsymbol{\alpha}_n \in \mathbb{R}^p$ such that column- i of \mathbf{X}^- can be expressed as $\mathbf{X}^-\mathbf{X}\boldsymbol{\alpha}_i$. That is, for $\mathbf{A} = [\boldsymbol{\alpha}_1, \boldsymbol{\alpha}_2, \dots, \boldsymbol{\alpha}_n]$, we have

$$\mathbf{X}^- = \mathbf{X}^-\mathbf{X}\mathbf{A}.$$

We realize again that $\mathbf{X} = \mathbf{X}\mathbf{X}^-\mathbf{X}$, then

$$\mathbf{X} = \mathbf{X}\mathbf{X}^-\mathbf{X} = \mathbf{X}(\mathbf{X}^-\mathbf{X}\mathbf{A})\mathbf{X} = \mathbf{X}\mathbf{A}\mathbf{X},$$

where the last equality is from condition (C1.1) and \mathbf{A} is a generalized inverse of \mathbf{X} . From Lemma C.11, $\mathbf{X}^- = \mathbf{X}^-\mathbf{X}\mathbf{A}$ is a reflexive generalized inverse of \mathbf{X} which completes the proof. \blacksquare

We end up this section by providing the rank of matrices in reflexive generalized inverse.

Proposition C.14 (Rank of Reflexive Generalized Inverse) *Given matrix $\mathbf{X} \in \mathbb{R}^{n \times p}$, and its generalized inverse $\mathbf{X}_r^- \in \mathbb{R}^{p \times n}$. Combine the result in Lemma C.13 and the result from the rank of g-inverses in Lemma C.7 (p. 179), we have*

$$\text{rank}(\mathbf{X}_r^-) = \text{rank}(\mathbf{X}) = \text{rank}(\mathbf{X}\mathbf{X}_r^-) = \text{rank}(\mathbf{X}_r^-\mathbf{X}).$$

Lemma C.15 (Reflexive Generalized Inverse Properties) *Given matrix $\mathbf{X} \in \mathbb{R}^{n \times p}$, and its reflexive generalized inverse $\mathbf{X}_r^- \in \mathbb{R}^{p \times n}$, then*

1. $\mathcal{C}(\mathbf{X}\mathbf{X}_r^-) = \mathcal{C}(\mathbf{X})$ and $\mathcal{N}(\mathbf{X}_r^-\mathbf{X}) = \mathcal{N}(\mathbf{X})$.
2. $\mathcal{C}(\mathbf{X}_r^-\mathbf{X}) = \mathcal{C}(\mathbf{X}_r^-)$ and $\mathcal{N}(\mathbf{X}\mathbf{X}_r^-) = \mathcal{N}(\mathbf{X}_r^-)$.

Proof [of Lemma C.15] Suppose \mathbf{X}^- is a g-inverse of \mathbf{X} , we show in Lemma C.10 (p. 181) that $\mathcal{C}(\mathbf{X}\mathbf{X}^-) = \mathcal{C}(\mathbf{X})$ and $\mathcal{N}(\mathbf{X}^-\mathbf{X}) = \mathcal{N}(\mathbf{X})$. Since \mathbf{X}_r^- is a g-inverse of \mathbf{X} , and \mathbf{X} is a g-inverse of \mathbf{X}_r^- , we complete the proof. ■

C.1.4 Pseudo-Inverse

As we mentioned previously, for a matrix $\mathbf{X} \in \mathbb{R}^{n \times p}$, we can find its pseudo-inverse, a $p \times n$ matrix denoted by \mathbf{X}^+ . In words, when \mathbf{X} multiplies a vector $\boldsymbol{\beta}$ in its row space, this produces $\mathbf{X}\boldsymbol{\beta}$ in the column space (see Figure 1.2 p. 21). Those two spaces have equal dimension r , i.e., the rank. \mathbf{X} is always invertible when restricted to these spaces and \mathbf{X}^+ inverts \mathbf{X} . That is, $\mathbf{X}^+\mathbf{X}\boldsymbol{\beta} = \boldsymbol{\beta}$ when $\boldsymbol{\beta}$ is in the row space of \mathbf{X} . And $\mathbf{X}\mathbf{X}^+\mathbf{y} = \mathbf{y}$ when \mathbf{y} is in the column space of \mathbf{X} (see Figure C.2, p. 187).

The null space of \mathbf{X}^+ is the null space of \mathbf{X}^\top . It contains the vectors \mathbf{y} in \mathbb{R}^n with $\mathbf{X}^\top\mathbf{y} = \mathbf{0}$. Those vectors \mathbf{y} are perpendicular to every $\mathbf{X}\boldsymbol{\beta}$ in the column space. We delay the proof of this property in Lemma C.18 (p. 186).

More formally, the *pseudo-inverse*, or also known as *Moore-Penrose pseudo-inverse*, \mathbf{X}^+ , is defined by the unique $p \times n$ matrix satisfying the following four criteria:

$$\begin{array}{ll} (C1) & \mathbf{X}\mathbf{X}^+\mathbf{X} = \mathbf{X} \quad (\mathbf{X}^+ \text{ is a g-inverse of } \mathbf{X}) \\ (C2) & \mathbf{X}^+\mathbf{X}\mathbf{X}^+ = \mathbf{X}^+ \quad (\mathbf{X} \text{ is a g-inverse of } \mathbf{X}^+) \\ (C3) & (\mathbf{X}\mathbf{X}^+)^\top = \mathbf{X}\mathbf{X}^+ \\ (C4) & (\mathbf{X}^+\mathbf{X})^\top = \mathbf{X}^+\mathbf{X} \end{array} \quad (C.6)$$

In Lemma C.6 (p. 179), we claimed that $\mathbf{X}\mathbf{X}^+$ and $\mathbf{X}^+\mathbf{X}$ are idempotent if \mathbf{X}^+ is a g-inverse of \mathbf{X} , and thus they are both projection matrices (Definition 1.2, p. 40). For \mathbf{X}^+ to be pseudo-inverse, by (C3), (C4) conditions, they are symmetric such that they are orthogonal projection matrices as well (Definition 1.3, p. 40).

From the pseudo-inverse of the matrix from CR decomposition, we can also claim that any matrix has a pseudo-inverse.

Lemma C.16 (Existence of Pseudo-Inverse) *Every matrix \mathbf{X} has a pseudo-inverse.*

Proof [of Lemma C.16] Given the CR decomposition (Theorem B.1, p. 142) of $\mathbf{X} = \mathbf{C}\mathbf{R}$.
¹ Let

$$\mathbf{X}^+ = \mathbf{R}^+\mathbf{C}^+ = \mathbf{R}^\top(\mathbf{R}\mathbf{R}^\top)^{-1}(\mathbf{C}^\top\mathbf{C})^{-1}\mathbf{C}^\top,$$

-
1. CR decomposition: Any rank- r matrix $\mathbf{A} \in \mathbb{R}^{n \times p}$ can be factored as $\mathbf{A} = \mathbf{C}\mathbf{R}$, where \mathbf{C} is some r independent columns of \mathbf{A} , and \mathbf{R} is an $r \times p$ matrix to reconstruct the columns of \mathbf{A} from columns of \mathbf{C} . In particular, \mathbf{R} is the row reduced echelon form of \mathbf{A} without the zero rows, and both \mathbf{C} and \mathbf{R} have full rank r .

where $\mathbf{R}^+ = \mathbf{R}^\top (\mathbf{R}\mathbf{R}^\top)^{-1}$ and $\mathbf{C}^+ = (\mathbf{C}^\top \mathbf{C})^{-1} \mathbf{C}^\top$.² $\mathbf{R}\mathbf{R}^\top$ and $\mathbf{C}^\top \mathbf{C}$ are invertible since $\mathbf{C} \in \mathbb{R}^{n \times r}$ and $\mathbf{R} \in \mathbb{R}^{r \times p}$ have full rank r from the property of CR decomposition.

Then, we can check that

$$\begin{aligned}
(C1) \quad \mathbf{X}\mathbf{X}^+\mathbf{X} &= \mathbf{C}\mathbf{R} \left(\mathbf{R}^\top (\mathbf{R}\mathbf{R}^\top)^{-1} (\mathbf{C}^\top \mathbf{C})^{-1} \mathbf{C}^\top \right) \mathbf{C}\mathbf{R} = \mathbf{C}\mathbf{R} = \mathbf{X}, \\
(C2) \quad \mathbf{X}^+\mathbf{X}\mathbf{X}^+ &= \left(\mathbf{R}^\top (\mathbf{R}\mathbf{R}^\top)^{-1} (\mathbf{C}^\top \mathbf{C})^{-1} \mathbf{C}^\top \right) \mathbf{C}\mathbf{R} \left(\mathbf{R}^\top (\mathbf{R}\mathbf{R}^\top)^{-1} (\mathbf{C}^\top \mathbf{C})^{-1} \mathbf{C}^\top \right) \\
&= \mathbf{R}^\top (\mathbf{R}\mathbf{R}^\top)^{-1} (\mathbf{C}^\top \mathbf{C})^{-1} \mathbf{C}^\top = \mathbf{X}^+, \\
(C3) \quad (\mathbf{X}\mathbf{X}^+)^\top &= \mathbf{C}(\mathbf{C}^\top \mathbf{C})^{-1} (\mathbf{R}\mathbf{R}^\top)^{-1} \mathbf{R}\mathbf{R}^\top \mathbf{C}^\top = \mathbf{C}(\mathbf{C}^\top \mathbf{C})^{-1} \mathbf{C}^\top \\
&= \mathbf{C}\mathbf{R}\mathbf{R}^\top (\mathbf{R}\mathbf{R}^\top)^{-1} (\mathbf{C}^\top \mathbf{C})^{-1} \mathbf{C}^\top = \mathbf{X}\mathbf{X}^+, \\
(C4) \quad (\mathbf{X}^+\mathbf{X})^\top &= \mathbf{R}^\top \mathbf{C}^\top \mathbf{C}(\mathbf{C}^\top \mathbf{C})^{-1} (\mathbf{R}\mathbf{R}^\top)^{-1} \mathbf{R} = \mathbf{R}^\top (\mathbf{R}\mathbf{R}^\top)^{-1} \mathbf{R} \\
&= \mathbf{R}^\top (\mathbf{R}\mathbf{R}^\top)^{-1} (\mathbf{C}^\top \mathbf{C})^{-1} \mathbf{C}^\top \mathbf{C}\mathbf{R} = \mathbf{X}^+\mathbf{X}.
\end{aligned}$$

This implies \mathbf{X}^+ is the pseudo-inverse of \mathbf{X} and the existence of the pseudo-inverse. \blacksquare

Lemma C.17 (Uniqueness of Pseudo-Inverse) *Every matrix \mathbf{X} has a unique pseudo-inverse.*

Proof [of Lemma C.17] Suppose \mathbf{X}_1^+ and \mathbf{X}_2^+ are two pseudo-inverses of \mathbf{X} . Then

$$\begin{aligned}
\mathbf{X}_1^+ &= \mathbf{X}_1^+ \mathbf{X} \mathbf{X}_1^+ = \mathbf{X}_1^+ (\mathbf{X} \mathbf{X}_2^+ \mathbf{X}) \mathbf{X}_1^+ = \mathbf{X}_1^+ (\mathbf{X} \mathbf{X}_2^+) (\mathbf{X} \mathbf{X}_1^+) && \text{(by (C2), (C1))} \\
&= \mathbf{X}_1^+ (\mathbf{X} \mathbf{X}_2^+)^\top (\mathbf{X} \mathbf{X}_1^+)^\top = \mathbf{X}_1^+ \mathbf{X}_2^{+\top} \mathbf{X}^\top \mathbf{X}_1^{+\top} \mathbf{X}^\top && \text{(by (C3))} \\
&= \mathbf{X}_1^+ \mathbf{X}_2^{+\top} (\mathbf{X} \mathbf{X}_1^+ \mathbf{X})^\top = \mathbf{X}_1^+ \mathbf{X}_2^{+\top} \mathbf{X}^\top && \text{(by (C1))} \\
&= \mathbf{X}_1^+ (\mathbf{X} \mathbf{X}_2^+)^\top = \mathbf{X}_1^+ \mathbf{X} \mathbf{X}_2^+ = \mathbf{X}_1^+ (\mathbf{X} \mathbf{X}_2^+ \mathbf{X}) \mathbf{X}_2^+ && \text{(by (C3), (C1))} \\
&= (\mathbf{X}_1^+ \mathbf{X}) (\mathbf{X}_2^+ \mathbf{X}) \mathbf{X}_2^+ = (\mathbf{X}_1^+ \mathbf{X})^\top (\mathbf{X}_2^+ \mathbf{X})^\top \mathbf{X}_2^+ && \text{(by (C4))} \\
&= (\mathbf{X} \mathbf{X}_1^+ \mathbf{X})^\top \mathbf{X}_2^{+\top} \mathbf{X}_2^+ = \mathbf{X}^\top \mathbf{X}_2^{+\top} \mathbf{X}_2^+ && \text{(by (C1))} \\
&= (\mathbf{X}_2^+ \mathbf{X})^\top \mathbf{X}_2^+ = \mathbf{X}_2^+ \mathbf{X} \mathbf{X}_2^+ = \mathbf{X}_2^+, && \text{(by (C4), (C2))}
\end{aligned}$$

which implies the uniqueness of pseudo-inverse. \blacksquare

We are now ready to show the four subspaces in pseudo-inverse.

Lemma C.18 (Four Subspaces in Pseudo-Inverse) *Given the pseudo-inverse \mathbf{X}^+ of \mathbf{X} , we have the following properties:*

2. It can be easily checked that \mathbf{R}^+ is the pseudo-inverse of \mathbf{R} and \mathbf{C}^+ is the pseudo-inverse of \mathbf{C} .

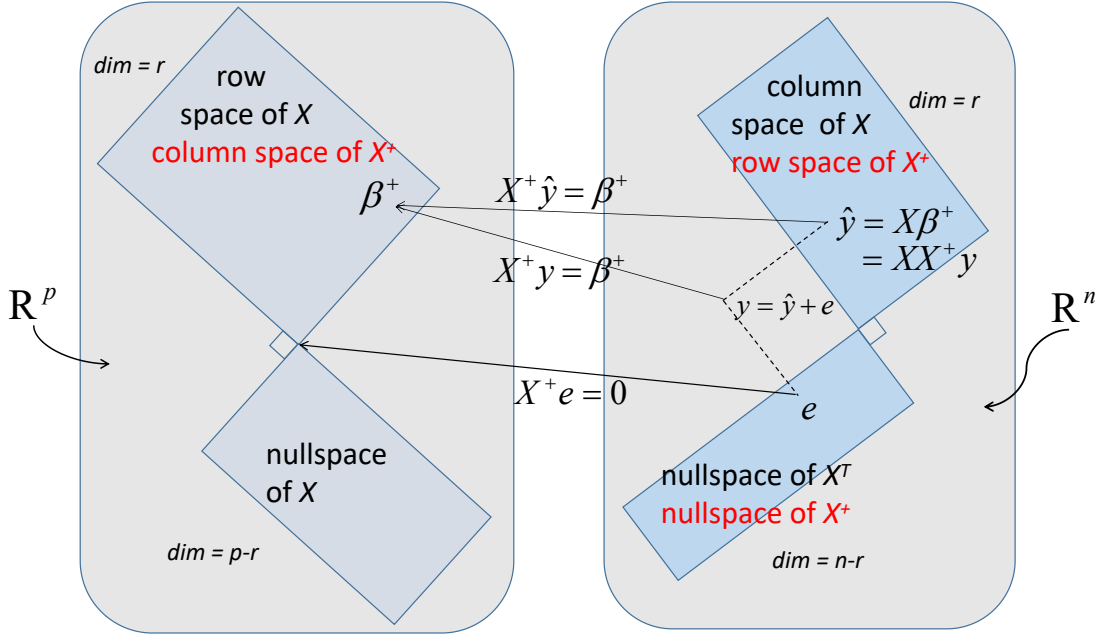


Figure C.2: Column space and row space of pseudo-inverse \mathbf{X}^+ . \mathbf{X} transfers from row space to column space. \mathbf{X}^+ transfers from column space to row space. The split of \mathbf{y} into $\hat{\mathbf{y}} + \mathbf{e}$ and the transformation to β^+ are discussed in Section C.1.5 (p. 189). **This is a more detailed picture of the pseudo-inverse compared to Figure 1.10 (p. 36).**

- The column space of \mathbf{X}^+ is the same as the row space of \mathbf{X} ;
- The row space of \mathbf{X}^+ is the same as the column space of \mathbf{X} ;
- The null space of \mathbf{X}^+ is the same as the null space of \mathbf{X}^\top ;
- The null space of $\mathbf{X}^{+\top}$ is the same as the null space of \mathbf{X} .

The relationship of the four subspaces is shown in Figure C.2.

Proof [of Lemma C.18] Since \mathbf{X}^+ is a special rg-inverse, by Lemma C.15, we have

$$\begin{aligned} \mathcal{C}(\mathbf{X}\mathbf{X}^+) &= \mathcal{C}(\mathbf{X}) & \text{and} & & \mathcal{N}(\mathbf{X}^+\mathbf{X}) &= \mathcal{N}(\mathbf{X}) \\ \mathcal{C}(\mathbf{X}^+\mathbf{X}) &= \mathcal{C}(\mathbf{X}^+) & \text{and} & & \mathcal{N}(\mathbf{X}\mathbf{X}^+) &= \mathcal{N}(\mathbf{X}^+). \end{aligned}$$

By (C3) and (C4) of the definition of pseudo-inverse, we also have

$$(\mathbf{X}^+\mathbf{X})^\top = \mathbf{X}^+\mathbf{X} \quad \text{and} \quad (\mathbf{X}\mathbf{X}^+)^\top = \mathbf{X}\mathbf{X}^+.$$

By the fundamental theorem of linear algebra (Theorem 1.4, p. 22), we realize that $\mathcal{C}(\mathbf{X}\mathbf{X}^+)$ is the orthogonal complement to $\mathcal{N}((\mathbf{X}\mathbf{X}^+)^\top)$, and $\mathcal{C}(\mathbf{X}^+\mathbf{X})$ is the orthogonal complement

to $\mathcal{N}((\mathbf{X}^+\mathbf{X})^\top)$:

$$\begin{aligned} \mathcal{C}(\mathbf{X}\mathbf{X}^+) \perp \mathcal{N}((\mathbf{X}\mathbf{X}^+)^\top) & \quad \underline{\text{leads to}} \quad \mathcal{C}(\mathbf{X}\mathbf{X}^+) \perp \mathcal{N}(\mathbf{X}\mathbf{X}^+) \\ \mathcal{C}(\mathbf{X}^+\mathbf{X}) \perp \mathcal{N}((\mathbf{X}^+\mathbf{X})^\top) & \quad \underline{\text{leads to}} \quad \mathcal{C}(\mathbf{X}^+\mathbf{X}) \perp \mathcal{N}(\mathbf{X}^+\mathbf{X}). \end{aligned}$$

This implies

$$\mathcal{C}(\mathbf{X}) \perp \mathcal{N}(\mathbf{X}^+) \quad \text{and} \quad \mathcal{C}(\mathbf{X}^+) \perp \mathcal{N}(\mathbf{X}).$$

That is, $\mathcal{N}(\mathbf{X}^+) = \mathcal{N}(\mathbf{X}^\top)$ and $\mathcal{C}(\mathbf{X}^+) = \mathcal{C}(\mathbf{X}^\top)$. By fundamental theorem of linear algebra, this also implies $\mathcal{C}(\mathbf{X}^{+\top}) = \mathcal{C}(\mathbf{X})$ and $\mathcal{N}(\mathbf{X}^{+\top}) = \mathcal{N}(\mathbf{X})$. ■

To conclude, we compare the properties for different inverses of \mathbf{X} in Table C.1.

	g-inverse	rg-inverse	pseudo-inverse
subspaces	$\mathcal{C}(\mathbf{X}\mathbf{X}^-) = \mathcal{C}(\mathbf{X})$ $\mathcal{N}(\mathbf{X}^-\mathbf{X}) = \mathcal{N}(\mathbf{X})$	$\mathcal{C}(\mathbf{X}\mathbf{X}_r^-) = \mathcal{C}(\mathbf{X})$ $\mathcal{N}(\mathbf{X}_r^-\mathbf{X}) = \mathcal{N}(\mathbf{X})$ $\mathcal{C}(\mathbf{X}_r^-\mathbf{X}) = \mathcal{C}(\mathbf{X}_r^-)$ $\mathcal{N}(\mathbf{X}\mathbf{X}_r^-) = \mathcal{N}(\mathbf{X}_r^-)$	$\mathcal{C}(\mathbf{X}\mathbf{X}^+) = \mathcal{C}(\mathbf{X}) = \mathcal{C}(\mathbf{X}^{+\top})$ $\mathcal{N}(\mathbf{X}^+\mathbf{X}) = \mathcal{N}(\mathbf{X}) = \mathcal{N}(\mathbf{X}^{+\top})$ $\mathcal{C}(\mathbf{X}^+\mathbf{X}) = \mathcal{C}(\mathbf{X}^+) = \mathcal{C}(\mathbf{X}^\top)$ $\mathcal{N}(\mathbf{X}\mathbf{X}^+) = \mathcal{N}(\mathbf{X}^+) = \mathcal{N}(\mathbf{X}^\top)$
rank	$\text{rank}(\mathbf{X}\mathbf{X}^-)$ $= \text{rank}(\mathbf{X}^-\mathbf{X})$ $= \text{rank}(\mathbf{X})$ $\leq \text{rank}(\mathbf{X}^-)$	$\text{rank}(\mathbf{X}_r^-)$ $= \text{rank}(\mathbf{X})$ $= \text{rank}(\mathbf{X}\mathbf{X}_r^-)$ $= \text{rank}(\mathbf{X}_r^-\mathbf{X})$	$\text{rank}(\mathbf{X}^+)$ $= \text{rank}(\mathbf{X})$ $= \text{rank}(\mathbf{X}\mathbf{X}^+)$ $= \text{rank}(\mathbf{X}^+\mathbf{X})$

Table C.1: Comparison of different inverses, presenting the subspaces and rank of different inverses.

Lemma C.19 (Projection onto Column Space and Row Space) *Given any matrix $\mathbf{X} \in \mathbb{R}^{n \times p}$ and its pseudo-inverse $\mathbf{X}^+ \in \mathbb{R}^{p \times n}$, $\mathbf{H} = \mathbf{X}\mathbf{X}^+$ is the orthogonal projection onto column space of \mathbf{X} . Similarly, $\mathbf{P} = \mathbf{X}^+\mathbf{X}$ is the orthogonal projection onto row space of \mathbf{X} .*

Proof [of Lemma C.19] As $\mathbf{H}^\top = (\mathbf{X}\mathbf{X}^+)^\top = \mathbf{X}^+\mathbf{X} = \mathbf{H}$ from the definition of the pseudo-inverse, and \mathbf{H} is idempotent such that \mathbf{H} is an orthogonal projection. From Table C.1, we conclude that $\mathcal{C}(\mathbf{H}) = \mathcal{C}(\mathbf{X}\mathbf{X}^+) = \mathcal{C}(\mathbf{X})$. This implies that \mathbf{H} is the orthogonal projection onto the column space of \mathbf{X} . Similarly, we can prove $\mathbf{P} = \mathbf{X}^+\mathbf{X}$ is the orthogonal projection onto the row space of \mathbf{X} . ■

Pseudo-Inverse in Different Cases We end up this section by providing the pseudo-inverse for different types of matrices. Specifically, we define it in either of the following ways:

- Case $n > p = r$, i.e., matrix \mathbf{X} has independent columns:

$\mathbf{X}^\top \mathbf{X}$ is a $p \times p$ invertible matrix, and we define the left-pseudo-inverse:

$$\boxed{\text{left-pseudo-inverse} = \mathbf{X}^+ = (\mathbf{X}^\top \mathbf{X})^{-1} \mathbf{X}^\top},$$

which satisfies

$$\mathbf{X}^+ \mathbf{X} = (\mathbf{X}^\top \mathbf{X})^{-1} \mathbf{X}^\top \mathbf{X} = \mathbf{I}_p.$$

But

$$\mathbf{X} \mathbf{X}^+ = \mathbf{X} (\mathbf{X}^\top \mathbf{X})^{-1} \mathbf{X}^\top \neq \mathbf{I}.$$

We can also show that $(\mathbf{X}^+)^+ = \mathbf{X}$. If $n > p = r$, we have

$$\begin{aligned} (\mathbf{X}^+)^+ &= [(\mathbf{X}^\top \mathbf{X})^{-1} \mathbf{X}^\top]^+ \\ &= \mathbf{X}^{+\top} (\mathbf{X}^+ \mathbf{X}^{+\top})^{-1} && (n > p = r) \\ &= [(\mathbf{X}^\top \mathbf{X})^{-1} \mathbf{X}^\top]^\top \left\{ [(\mathbf{X}^\top \mathbf{X})^{-1} \mathbf{X}^\top] [(\mathbf{X}^\top \mathbf{X})^{-1} \mathbf{X}^\top]^\top \right\}^{-1} \\ &= \mathbf{X} (\mathbf{X}^\top \mathbf{X})^{-1} \left\{ (\mathbf{X}^\top \mathbf{X})^{-1} \mathbf{X}^\top \mathbf{X} (\mathbf{X}^\top \mathbf{X})^{-1} \right\}^{-1} \\ &= \mathbf{X}. \end{aligned}$$

- Case $p > n = r$, i.e., matrix \mathbf{X} has independent rows:

$\mathbf{X} \mathbf{X}^\top$ is an $n \times n$ invertible matrix, and we define the right-pseudo-inverse:

$$\boxed{\text{right-pseudo-inverse} = \mathbf{X}^+ = \mathbf{X}^\top (\mathbf{X} \mathbf{X}^\top)^{-1}},$$

which satisfies

$$\mathbf{X} \mathbf{X}^+ = \mathbf{X} \mathbf{X}^\top (\mathbf{X} \mathbf{X}^\top)^{-1} = \mathbf{I}_n.$$

But

$$\mathbf{X}^+ \mathbf{X} = \mathbf{X}^\top (\mathbf{X} \mathbf{X}^\top)^{-1} \mathbf{X} \neq \mathbf{I}. \quad (\text{C.7})$$

Similarly, we can show $(\mathbf{X}^+)^+ = \mathbf{X}$ if $p > n = r$.

- Case rank-deficient: we delay the pseudo-inverse for rank-deficient matrices in the next section via the SVD.

- Case $n = p$ with full rank: \mathbf{X} is a square invertible matrix, then both left and right-pseudo-inverses are the inverse of \mathbf{X} :

$$\begin{aligned} \text{left-pseudo-inverse} &= \mathbf{X}^+ = (\mathbf{X}^\top \mathbf{X})^{-1} \mathbf{X}^\top = \mathbf{X}^{-1} \mathbf{X}^{-\top} \mathbf{X}^\top = \mathbf{X}^{-1}, \\ \text{right-pseudo-inverse} &= \mathbf{X}^+ = \mathbf{X}^\top (\mathbf{X} \mathbf{X}^\top)^{-1} = \mathbf{X}^\top \mathbf{X}^{-\top} \mathbf{X}^{-1} = \mathbf{X}^{-1}. \end{aligned}$$

C.1.5 Pseudo-Inverse in SVD

Given the SVD of matrix \mathbf{X} , we provide a further discussion on the pseudo-inverse in different cases. For full SVD of matrix $\mathbf{X} = \mathbf{U} \mathbf{\Sigma} \mathbf{V}^\top$. Consider the following cases:

- Case $n > p = r$, i.e., matrix \mathbf{X} has independent columns:

$$\begin{aligned}
\text{left-pseudo-inverse} &= \mathbf{X}^+ = (\mathbf{X}^\top \mathbf{X})^{-1} \mathbf{X}^\top \\
&= (\mathbf{V} \boldsymbol{\Sigma}^\top \mathbf{U}^\top \mathbf{U} \boldsymbol{\Sigma} \mathbf{V}^\top)^{-1} \mathbf{V} \boldsymbol{\Sigma}^\top \mathbf{U}^\top \\
&= \mathbf{V} (\boldsymbol{\Sigma}^\top \boldsymbol{\Sigma})^{-1} \mathbf{V}^\top \mathbf{V} \boldsymbol{\Sigma}^\top \mathbf{U}^\top \\
&= \mathbf{V} [(\boldsymbol{\Sigma}^\top \boldsymbol{\Sigma})^{-1} \boldsymbol{\Sigma}^\top] \mathbf{U}^\top \\
&= \mathbf{V} \boldsymbol{\Sigma}^+ \mathbf{U}^\top. \quad (\boldsymbol{\Sigma}^+ = (\boldsymbol{\Sigma}^\top \boldsymbol{\Sigma})^{-1} \boldsymbol{\Sigma}^\top)
\end{aligned}$$

- Case $p > n = r$, i.e., matrix \mathbf{X} has independent rows:

$$\begin{aligned}
\text{right-pseudo-inverse} &= \mathbf{X}^+ = \mathbf{X}^\top (\mathbf{X} \mathbf{X}^\top)^{-1} \\
&= (\mathbf{U} \boldsymbol{\Sigma} \mathbf{V}^\top)^\top [(\mathbf{U} \boldsymbol{\Sigma} \mathbf{V}^\top)(\mathbf{U} \boldsymbol{\Sigma} \mathbf{V}^\top)^\top]^{-1} \\
&= \mathbf{V} \boldsymbol{\Sigma}^\top \mathbf{U}^\top (\mathbf{U} \boldsymbol{\Sigma} \mathbf{V}^\top \mathbf{V} \boldsymbol{\Sigma}^\top \mathbf{U}^\top)^{-1} \\
&= \mathbf{V} \boldsymbol{\Sigma}^\top \mathbf{U}^\top \mathbf{U}^{-\top} (\boldsymbol{\Sigma} \boldsymbol{\Sigma}^\top)^{-1} \mathbf{U}^{-1} \\
&= \mathbf{V} \boldsymbol{\Sigma}^\top (\boldsymbol{\Sigma} \boldsymbol{\Sigma}^\top)^{-1} \mathbf{U}^{-1} \\
&= \mathbf{V} \boldsymbol{\Sigma}^+ \mathbf{U}^\top. \quad (\boldsymbol{\Sigma}^+ = \boldsymbol{\Sigma}^\top (\boldsymbol{\Sigma} \boldsymbol{\Sigma}^\top)^{-1})
\end{aligned}$$

• Case rank-deficient: $\mathbf{X}^+ = \mathbf{V} \boldsymbol{\Sigma}^+ \mathbf{U}^\top$, where the upper-left side of $\boldsymbol{\Sigma}^+ \in \mathbb{R}^{p \times n}$ is a diagonal matrix $\text{diag}(\frac{1}{\sigma_1}, \frac{1}{\sigma_2}, \dots, \frac{1}{\sigma_r})$. It can be easily verified that this definition of pseudo-inverse satisfies the four criteria in Equation (C.6).

In either case, we have $\boldsymbol{\Sigma}^+$ as the pseudo-inverse of $\boldsymbol{\Sigma}$ with $1/\sigma_1, 1/\sigma_2, \dots, 1/\sigma_r$ on its diagonal. We thus conclude the pseudo-inverse from SVD in Table C.2.

	\mathbf{X}	\mathbf{X}^\top	\mathbf{X}^+	$\mathbf{X}^{+\top}$
SVD	$\mathbf{U} \boldsymbol{\Sigma} \mathbf{V}^\top$	$\mathbf{V} \boldsymbol{\Sigma} \mathbf{U}^\top$	$\mathbf{V} \boldsymbol{\Sigma}^+ \mathbf{U}^\top$	$\mathbf{U} \boldsymbol{\Sigma}^+ \mathbf{V}^\top$

Table C.2: Pseudo-inverse in SVD

From the pseudo-inverse via SVD, we can provide another way to see the orthogonal projection in the pseudo-inverse.

Another Way to See the Orthogonal Projection in Pseudo-Inverse via SVD

We have shown previously that $\mathbf{H} = \mathbf{X} \mathbf{X}^+$ is an orthogonal projection, so we only need to show that it projects onto $\mathcal{C}(\mathbf{X})$. For any vector $\mathbf{y} \in \mathbb{R}^n$, we have

$$\mathbf{H} \mathbf{y} = \mathbf{X} \mathbf{X}^+ \mathbf{y} = \mathbf{X} \boldsymbol{\beta}^+,$$

which is a linear combination of columns of \mathbf{X} . Thus $\mathcal{C}(\mathbf{H}) \subseteq \mathcal{C}(\mathbf{X})$.

Moreover, since \mathbf{H} is an orthogonal projection, by Lemma 1.19 (p. 39), we have $\text{rank}(\mathbf{H}) = \text{trace}(\mathbf{H}) = \text{trace}(\mathbf{X} \mathbf{X}^+) = \text{trace}(\mathbf{U} \boldsymbol{\Sigma} \mathbf{V}^\top \mathbf{V} \boldsymbol{\Sigma}^+ \mathbf{U}^\top) = \text{trace}(\mathbf{U} \boldsymbol{\Sigma} \boldsymbol{\Sigma}^+ \mathbf{U}^\top) = r$, where $\mathbf{U} \boldsymbol{\Sigma} \mathbf{V}^\top$ is the SVD of \mathbf{X} . Then $\mathcal{C}(\mathbf{H}) = \mathcal{C}(\mathbf{X})$ and we complete the proof.

Similarly, we can prove $\mathbf{P} = \mathbf{X}^+ \mathbf{X}$ is the orthogonal projection onto the row space of \mathbf{X} .

We finally prove the important property of the four subspaces in the pseudo-inverse \mathbf{X}^+ via SVD. Firstly, we need to show the following lemma that $\mathbf{X}^+\mathbf{X}^{+\top}$ and \mathbf{X}^+ have the same rank.

Lemma C.20 (Rank of $\mathbf{X}^+\mathbf{X}^{+\top}$) $\mathbf{X}^+\mathbf{X}^{+\top}$ and \mathbf{X}^+ have same rank.

Proof [of Lemma C.20] Let $\beta \in \mathcal{N}(\mathbf{X}^{+\top})$, where $\mathbf{X}^{+\top}$ is the transpose of \mathbf{X}^+ , we have

$$\mathbf{X}^{+\top}\beta = \mathbf{0} \quad \underline{\text{leads to}} \quad \mathbf{X}^+\mathbf{X}^{+\top}\beta = \mathbf{0},$$

i.e., $\beta \in \mathcal{N}(\mathbf{X}^{+\top}) \quad \underline{\text{leads to}} \quad \beta \in \mathcal{N}(\mathbf{X}^+\mathbf{X}^{+\top})$, therefore $\mathcal{N}(\mathbf{X}^{+\top}) \subseteq \mathcal{N}(\mathbf{X}^+\mathbf{X}^{+\top})$.

Further, let $\beta \in \mathcal{N}(\mathbf{X}^+\mathbf{X}^{+\top})$, we have

$$\mathbf{X}^+\mathbf{X}^{+\top}\beta = \mathbf{0} \quad \underline{\text{leads to}} \quad \beta^\top \mathbf{X}^+\mathbf{X}^{+\top}\beta = 0 \quad \underline{\text{leads to}} \quad \|\mathbf{X}^{+\top}\beta\|^2 = 0 \quad \underline{\text{leads to}} \quad \mathbf{X}^{+\top}\beta = \mathbf{0},$$

i.e., $\beta \in \mathcal{N}(\mathbf{X}^+\mathbf{X}^{+\top}) \quad \underline{\text{leads to}} \quad \beta \in \mathcal{N}(\mathbf{X}^{+\top})$, therefore $\mathcal{N}(\mathbf{X}^+\mathbf{X}^{+\top}) \subseteq \mathcal{N}(\mathbf{X}^{+\top})$. As a result, $\mathcal{N}(\mathbf{X}^{+\top}) = \mathcal{N}(\mathbf{X}^+\mathbf{X}^{+\top})$ and $\dim(\mathcal{N}(\mathbf{X}^{+\top})) = \dim(\mathcal{N}(\mathbf{X}^+\mathbf{X}^{+\top}))$. By fundamental theorem of linear algebra in Appendix A.2 (p. 136), $\mathbf{X}^+\mathbf{X}^{+\top}$ and \mathbf{X}^+ have the same rank. \blacksquare

By the lemma above, we can provide another way to show the four subspaces in pseudo-inverse.

Another Way to See the Subspaces in Pseudo-Inverse via SVD

From Lemma B.19 (p. 170), for symmetric matrix $\mathbf{X}^+\mathbf{X}^{+\top} = \mathbf{V}(\Sigma^\top \Sigma)^{-1}\mathbf{V}^\top$, $\mathcal{C}(\mathbf{X}^+\mathbf{X}^{+\top})$ is spanned by the eigenvectors, thus $\{\mathbf{v}_1, \mathbf{v}_2, \dots, \mathbf{v}_r\}$ is an orthonormal basis of $\mathcal{C}(\mathbf{X}^+\mathbf{X}^{+\top})$.

Since,

1. $\mathbf{X}^+\mathbf{X}^{+\top}$ is symmetric, then the row space of $\mathbf{X}^+\mathbf{X}^{+\top}$ equals to the column space of $\mathbf{X}^+\mathbf{X}^{+\top}$.

2. All columns of $\mathbf{X}^+\mathbf{X}^{+\top}$ are combination of columns of \mathbf{X}^+ , so the column space of $\mathbf{X}^+\mathbf{X}^{+\top} \subseteq$ the column space of \mathbf{X}^+ , i.e., $\mathcal{C}(\mathbf{X}^+\mathbf{X}^{+\top}) \subseteq \mathcal{C}(\mathbf{X}^+)$.

3. Since $\text{rank}(\mathbf{X}^+\mathbf{X}^{+\top}) = \text{rank}(\mathbf{X}^+)$ by Lemma C.20, we then have

The row space of $\mathbf{X}^+\mathbf{X}^{+\top} =$ the column space of $\mathbf{X}^+\mathbf{X}^{+\top} =$ the column space of \mathbf{X}^+ , i.e., $\mathcal{C}(\mathbf{X}^+\mathbf{X}^{+\top}) = \mathcal{C}(\mathbf{X}^+)$. Thus $\{\mathbf{v}_1, \mathbf{v}_2, \dots, \mathbf{v}_r\}$ is an orthonormal basis of $\mathcal{C}(\mathbf{X}^+)$. We also proved in Lemma 1.12 (p. 33) that $\{\mathbf{v}_1, \mathbf{v}_2, \dots, \mathbf{v}_r\}$ is an orthonormal basis of the row space of \mathbf{X} (i.e., basis of $\mathcal{C}(\mathbf{X}^\top)$). So $\mathcal{C}(\mathbf{X}^+) = \mathcal{C}(\mathbf{X}^\top)$ as shown in Figure C.2 (p. 187).

Similarly, if we apply this process to $\mathbf{X}^{+\top}\mathbf{X}^+$, we can show the row space of \mathbf{X}^+ is equal to the column space of \mathbf{X} , and the null space of \mathbf{X}^+ is equal to the null space of \mathbf{X}^\top .

Moreover, for β^+ in row space of \mathbf{X} , we have $\beta^+ = \sum_{i=1}^r x_i \mathbf{v}_i$ since $\{\mathbf{v}_1, \mathbf{v}_2, \dots, \mathbf{v}_r\}$ is an orthonormal basis for the row space of \mathbf{X} (see Lemma 1.12, p. 33). For vector $\hat{\mathbf{y}} = \mathbf{X}\beta^+$

in the column space of \mathbf{X} , we have $\hat{\mathbf{y}} = \mathbf{U}\Sigma\mathbf{V}^\top\boldsymbol{\beta}^+$ and

$$\mathbf{X}^+\hat{\mathbf{y}} = \mathbf{V}\Sigma^+\mathbf{U}^\top\mathbf{U}\Sigma\mathbf{V}^\top\boldsymbol{\beta}^+ = \mathbf{V}\Sigma^+\Sigma\mathbf{V}^\top\boldsymbol{\beta}^+ = \left(\sum_{i=1}^r \mathbf{v}_i\mathbf{v}_i^\top\right)\left(\sum_{i=1}^r x_i\mathbf{v}_i\right) = \sum_{i=1}^r x_i\mathbf{v}_i = \boldsymbol{\beta}^+.$$

For vector \mathbf{e} in the null space of \mathbf{X}^\top , we have $\mathbf{X}^+\mathbf{e} = \mathbf{0}$ since $\mathcal{N}(\mathbf{X}^+) = \mathcal{N}(\mathbf{X}^\top)$. Any vector $\mathbf{y} \in \mathbb{R}^n$ can be split into $\mathbf{y} = \hat{\mathbf{y}} + \mathbf{e}$, where $\hat{\mathbf{y}}$ is a vector in the column space of \mathbf{X} and \mathbf{e} is a vector in the null space of \mathbf{X}^\top . That is

$$\mathbf{X}^+\hat{\mathbf{y}} = \mathbf{X}^+\mathbf{y} = \boldsymbol{\beta}^+,$$

where $\boldsymbol{\beta}^+$ is in the row space of \mathbf{X} .

In conclusion, for any vector $\boldsymbol{\beta}^+$ in row space of \mathbf{X} , we have

$$\hat{\mathbf{y}} = \mathbf{X}\boldsymbol{\beta}^+ \quad \underline{\text{leads to}} \quad \mathbf{X}^+\hat{\mathbf{y}} = \boldsymbol{\beta}^+,$$

and the relationship is depicted in Figure C.2 (p. 187).



Others

Contents

D.1	Trace Trick for Quadratic Expectation of Random Variable . .	194
D.2	Famous Inequalities	195
D.3	Taylor's Expansion	197

D.1. Trace Trick for Quadratic Expectation of Random Variable

Lemma D.1 (Trace Trick for Quadratic Expectation of Random Variable)

For any random variable $\mathbf{b} \in \mathbb{R}^n$ with $\mathbb{E}[\mathbf{b}] = \boldsymbol{\mu} \in \mathbb{R}^n$ and $\text{Cov}[\mathbf{b}] = \boldsymbol{\Sigma} \in \mathbb{R}^{n \times n}$, and a non-random matrix \mathbf{A} , we have

$$\mathbb{E}[\mathbf{b}^\top \mathbf{A} \mathbf{b}] = \text{trace}(\mathbf{A} \boldsymbol{\Sigma}) + \boldsymbol{\mu}^\top \mathbf{A} \boldsymbol{\mu}.$$

Proof [of Lemma D.1] For $\mathbf{b}^\top \mathbf{A} \mathbf{b}$, we have

$$\begin{aligned} \mathbf{b}^\top \mathbf{A} \mathbf{b} &= (\boldsymbol{\mu} + \mathbf{b} - \boldsymbol{\mu})^\top \mathbf{A} (\boldsymbol{\mu} + \mathbf{b} - \boldsymbol{\mu}) \\ &= \boldsymbol{\mu}^\top \mathbf{A} \boldsymbol{\mu} + \boldsymbol{\mu}^\top \mathbf{A} (\mathbf{b} - \boldsymbol{\mu}) + (\mathbf{b} - \boldsymbol{\mu})^\top \mathbf{A} \boldsymbol{\mu} + (\mathbf{b} - \boldsymbol{\mu})^\top \mathbf{A} (\mathbf{b} - \boldsymbol{\mu}). \end{aligned}$$

Thus,

$$\begin{aligned} \mathbb{E}[\mathbf{b}^\top \mathbf{A} \mathbf{b}] &= \mathbb{E}[\boldsymbol{\mu}^\top \mathbf{A} \boldsymbol{\mu} + \boldsymbol{\mu}^\top \mathbf{A} (\mathbf{b} - \boldsymbol{\mu}) \\ &\quad + (\mathbf{b} - \boldsymbol{\mu})^\top \mathbf{A} \boldsymbol{\mu} + (\mathbf{b} - \boldsymbol{\mu})^\top \mathbf{A} (\mathbf{b} - \boldsymbol{\mu})] \\ &= \boldsymbol{\mu}^\top \mathbf{A} \boldsymbol{\mu} + \mathbb{E}[(\mathbf{b} - \boldsymbol{\mu})^\top \mathbf{A} (\mathbf{b} - \boldsymbol{\mu})] \\ &= \boldsymbol{\mu}^\top \mathbf{A} \boldsymbol{\mu} + \mathbb{E}[\text{trace}[(\mathbf{b} - \boldsymbol{\mu})^\top \mathbf{A} (\mathbf{b} - \boldsymbol{\mu})]] && ((\mathbf{b} - \boldsymbol{\mu})^\top \mathbf{A} (\mathbf{b} - \boldsymbol{\mu}) \text{ is a scalar}) \\ &= \boldsymbol{\mu}^\top \mathbf{A} \boldsymbol{\mu} + \mathbb{E}[\text{trace}[\mathbf{A} (\mathbf{b} - \boldsymbol{\mu}) (\mathbf{b} - \boldsymbol{\mu})^\top]] && (\text{using trace trick}) \\ &= \boldsymbol{\mu}^\top \mathbf{A} \boldsymbol{\mu} + \text{trace}[\mathbb{E}[\mathbf{A} (\mathbf{b} - \boldsymbol{\mu}) (\mathbf{b} - \boldsymbol{\mu})^\top]] && (\text{linear property of trace}) \\ &= \boldsymbol{\mu}^\top \mathbf{A} \boldsymbol{\mu} + \text{trace}[\mathbf{A} \mathbb{E}[(\mathbf{b} - \boldsymbol{\mu}) (\mathbf{b} - \boldsymbol{\mu})^\top]] && (\mathbf{A} \text{ is non-random}) \\ &= \boldsymbol{\mu}^\top \mathbf{A} \boldsymbol{\mu} + \text{trace}[\mathbf{A} \boldsymbol{\Sigma}], \end{aligned}$$

where for any matrix $\mathbf{A}, \mathbf{B}, \mathbf{C}$, the trace trick is

$$\text{trace}(\mathbf{A} \mathbf{B} \mathbf{C}) = \text{trace}(\mathbf{B} \mathbf{C} \mathbf{A}) = \text{trace}(\mathbf{C} \mathbf{A} \mathbf{B}),$$

if all $\mathbf{A} \mathbf{B} \mathbf{C}$, $\mathbf{B} \mathbf{C} \mathbf{A}$, $\mathbf{C} \mathbf{A} \mathbf{B}$ exist. ■

If we assume further that $\boldsymbol{\mu} = \mathbf{0}$, then $\mathbb{E}[\mathbf{b}^\top \mathbf{A} \mathbf{b}] = \text{trace}(\mathbf{A} \boldsymbol{\Sigma})$ where we usually engineer in real applications that $\boldsymbol{\mu} = \mathbf{0}$.

D.2. Famous Inequalities

In this section, we introduce some famous inequalities that will be often used.

Lemma D.2 (Cauchy-Schwarz Inequality) *For any random $m \times n$ matrices \mathbf{X} and \mathbf{Y} , we have*

$$\mathbb{E} [\|\mathbf{X}^\top \mathbf{Y}\|] \leq \mathbb{E} [\|\mathbf{X}\|^2]^{1/2} \mathbb{E} [\|\mathbf{Y}\|^2]^{1/2},$$

where the inner product is defined as $\langle \mathbf{X}, \mathbf{Y} \rangle = \mathbb{E} [\|\mathbf{X}^\top \mathbf{Y}\|]$.

Lemma D.3 (Schwarz Matrix Inequality) *For any random $m \times n$ matrices \mathbf{X} and \mathbf{Y} , we have*

$$\|\mathbf{X}^\top \mathbf{Y}\| \leq \|\mathbf{X}\| \cdot \|\mathbf{Y}\|.$$

This is a special form of the Cauchy-Schwarz inequality, where the inner product is defined as $\langle \mathbf{X}, \mathbf{Y} \rangle = \|\mathbf{X}^\top \mathbf{Y}\|$.

Lemma D.4 (Markov's Inequality) *Let X be a non-negative random variable. Then, given any $\epsilon > 0$, we have*

$$\mathbb{P}[X \geq \epsilon] \leq \frac{\mathbb{E}[X]}{\epsilon}.$$

Proof [of Lemma D.4] We notice the trick that $0 \leq \epsilon \mathbf{1}\{X \geq \epsilon\} \leq X$ since X is non-negative. This implies $\mathbb{E}[\epsilon \mathbf{1}\{X \geq \epsilon\}] \leq \mathbb{E}[X]$. We also have

$$\mathbb{E}[\epsilon \mathbf{1}\{X \geq \epsilon\}] = \epsilon \mathbb{E}[\mathbf{1}\{X \geq \epsilon\}] = \epsilon (1 \cdot \mathbb{P}[X \geq \epsilon] + 0 \cdot \mathbb{P}[X < \epsilon]) = \epsilon \cdot \mathbb{P}[X \geq \epsilon] \leq \mathbb{E}[X].$$

This completes the proof. ■

Lemma D.5 (Chebyshev's Inequality) *Let X be a random variable with finite mean $\mathbb{E}[X] < \infty$. Then, given any $\epsilon > 0$, we have*

$$\mathbb{P}[|X - \mathbb{E}[X]| \geq \epsilon] \leq \frac{\text{Var}[X]}{\epsilon^2}.$$

The Chebyshev's inequality can be easily verified by defining $Y = (X - E[X])^2$ (which is non-negative) and applying Markov's inequality to Y .

D.3. Taylor's Expansion

Theorem D.6 (Taylor's Expansion with Lagrange Remainder) *Let $f(x) : \mathbb{R} \rightarrow \mathbb{R}$ be k -times continuously differentiable on the closed interval I with endpoints x and y , for some $k \geq 0$. If $f^{(k+1)}$ exists on the interval I , then there exists a $x^* \in (x, y)$ such that*

$$\begin{aligned} f(x) &= f(y) + f'(y)(x - y) + \frac{f''(y)}{2!}(x - y)^2 + \dots + \frac{f^{(k)}(y)}{k!}(x - y)^k + \frac{f^{(k+1)}(x^*)}{(k+1)!}(x - y)^{k+1} \\ &= \sum_{i=0}^k \frac{f^{(i)}(y)}{i!}(x - y)^i + \frac{f^{(k+1)}(x^*)}{(k+1)!}(x - y)^{k+1}. \end{aligned}$$

The Taylor's expansion can be extended to a function of vector $f(\mathbf{x}) : \mathbb{R}^n \rightarrow \mathbb{R}$ or a function of matrix $f(\mathbf{X}) : \mathbb{R}^{m \times n} \rightarrow \mathbb{R}$.

The Taylor's expansion, or also known as the *Taylor's series*, approximates the function $f(x)$ around the value of y by a polynomial in a single indeterminate x . To see where does this series come from, we recall from the elementary calculus course that the approximated function around $\theta = 0$ for $\cos(\theta)$ is given by

$$\cos(\theta) \approx 1 - \frac{\theta^2}{2}.$$

That is, the $\cos \theta$ is approximated by a polynomial with degree of 2. Suppose we want to approximate $\cos \theta$ by the more general polynomial with degree of 2 by $f(\theta) = c_1 + c_2\theta + c_3\theta^2$. A intuitive idea is to match the gradients around the 0 point. That is,

$$\begin{cases} \cos(0) = f(0); \\ \cos'(0) = f'(0); \\ \cos''(0) = f''(0); \end{cases} \quad \text{leads to} \quad \begin{cases} 1 = c_1; \\ -\sin(0) = 0 = c_2; \\ -\cos(0) = -1 = 2c_3. \end{cases}$$

This makes $f(\theta) = c_1 + c_2\theta + c_3\theta^2 = 1 - \frac{\theta^2}{2}$ and agrees with our claim that $\cos(\theta) \approx 1 - \frac{\theta^2}{2}$ around the 0 point. We shall not give the details of the proof.

Bibliography

- [1] Peter J Bickel and Kjell A Doksum. *Mathematical statistics: basic ideas and selected topics, volumes I-II package*. CRC Press, 2015. 92
- [2] Christopher M Bishop. Pattern recognition. *Machine learning*, 128(9), 2006. 37
- [3] George EP Box and Norman R Draper. *Empirical model-building and response surfaces*. John Wiley & Sons, 1987. 110
- [4] Lyle D Broemeling. *Bayesian analysis of linear models*. CRC Press, 2017. 86
- [5] A Colin Cameron and Pravin K Trivedi. *Microeconometrics: methods and applications*. Cambridge university press, 2005. 92
- [6] Ronald Christensen. *Linear models for multivariate, time series, and spatial data*, volume 1. Springer, 1991. 18
- [7] Robyn M Dawes and Bernard Corrigan. Linear models in decision making. *Psychological bulletin*, 81(2):95, 1974. 18
- [8] Dipak K Dey, Sujit K Ghosh, and Bani K Mallick. *Generalized linear models: A Bayesian perspective*. CRC Press, 2000. 86
- [9] Ludwig Fahrmeir, Thomas Kneib, Stefan Lang, and Brian Marx. *Regression*. Springer, 2007. 110
- [10] Ricardo D Fierro and Per Christian Hansen. Low-rank revealing UTV decompositions. *Numerical Algorithms*, 15(1):37–55, 1997. 30
- [11] Leslie V Foster. Solving rank-deficient and ill-posed problems using UTV and QR factorizations. *SIAM journal on matrix analysis and applications*, 25(2):582–600, 2003. 32
- [12] John Fox. *Applied regression analysis, linear models, and related methods*. Sage Publications, Inc, 1997. 18

- [13] Andrew Gelman, John B Carlin, Hal S Stern, David B Dunson, Aki Vehtari, and Donald B Rubin. *Bayesian data analysis*. CRC press, 2013. [116](#)
- [14] Stuart Geman and Donald Geman. Stochastic relaxation, Gibbs distributions, and the Bayesian restoration of images. *IEEE Transactions on pattern analysis and machine intelligence*, (6):721–741, 1984. [115](#), [116](#)
- [15] Gene H Golub and Charles F Van Loan. *Matrix computations*, volume 3. JHU press, 2013. [30](#), [32](#)
- [16] Allan Gut. Convergence. In *An Intermediate Course in Probability*, pages 117–145. Springer, 2009. [92](#)
- [17] Allan Gut. Quadratic forms and Cochran’s theorem. In *An Intermediate Course in Probability*, pages 117–145. Springer, 2009. [68](#), [73](#), [140](#)
- [18] Bruce Hansen. Econometrics, unpublished notes. 2007. [92](#)
- [19] Fumio Hayashi. *Econometrics*. Princeton University Press, 2011. [92](#)
- [20] Peter D Hoff. *A first course in Bayesian statistical methods*, volume 580. Springer, 2009. [3](#), [9](#), [110](#), [116](#)
- [21] GS James. Notes on a theorem of Cochran. In *Mathematical Proceedings of the Cambridge Philosophical Society*, volume 48, pages 443–446. Cambridge University Press, 1952. [73](#)
- [22] John Kruschke. Doing Bayesian data analysis: A tutorial with R, JAGS, and Stan. 2014. [113](#)
- [23] John K Kruschke and Torrin M Liddell. Bayesian data analysis for newcomers. *Psychonomic bulletin & review*, 25(1):155–177, 2018. [116](#)
- [24] PW Lane. Generalized linear models in soil science. *European Journal of Soil Science*, 53(2):241–251, 2002. [18](#)
- [25] Jun Lu. Machine learning modeling for time series problem: Predicting flight ticket prices. *arXiv preprint arXiv:1705.07205*, 2017. [18](#)
- [26] Jun Lu. Numerical matrix decomposition and its modern applications: A rigorous first course. *arXiv preprint arXiv:2107.02579*, 2021. [15](#), [25](#), [27](#), [28](#), [30](#), [32](#), [39](#), [145](#), [151](#), [160](#), [166](#), [175](#)
- [27] Jun Lu. Revisit the fundamental theorem of linear algebra. *arXiv preprint arXiv:2108.04432*, 2021. [22](#)
- [28] Jun Lu. A survey on Bayesian inference for Gaussian mixture model. *arXiv preprint arXiv:2108.11753*, 2021. [106](#)
- [29] Jun Lu. Bayesian low-rank interpolative decomposition for complex datasets. *arXiv preprint arXiv:2205.14825*, *Studies in Engineering and Technology*, 9(1):1–12, 2022. [119](#)

- [30] Jun Lu. Comparative study of inference methods for interpolative decomposition. *arXiv preprint arXiv:2206.14542*, 2022. 119
- [31] Jun Lu. Matrix decomposition and applications. *arXiv preprint arXiv:2201.00145*, 2022. 25
- [32] Jun Lu and Minhui Wu. A note on VIX for postprocessing quantitative strategies. *arXiv preprint arXiv:2207.04887*, 2022. 18
- [33] Jun Lu and Shao Yi. Reducing overestimating and underestimating volatility via the augmented blending-ARCH model. *Applied Economics and Finance*, 9(2):48–59, 2022. 18
- [34] Henry B Mann and Abraham Wald. On stochastic limit and order relationships. *The Annals of Mathematical Statistics*, 14(3):217–226, 1943. 96
- [35] Raphael A Mrode. *Linear models for the prediction of animal breeding values*. Cabi, 2014. 18
- [36] Peter Müller and Fernando A Quintana. Nonparametric Bayesian data analysis. *Statistical science*, 19(1):95–110, 2004. 116
- [37] Yann Ollivier. Laplace’s rule of succession in information geometry. In *International Conference on Geometric Science of Information*, pages 311–319. Springer, 2015. 110
- [38] Victor M Panaretos. Statistics for mathematicians. *Compact Textbook in Mathematics*. Birkhäuser/Springer, 142:9–15, 2016. 3, 9, 71, 82, 92
- [39] Carl Edward Rasmussen. Gaussian processes in machine learning. In *Summer school on machine learning*, pages 63–71. Springer, 2003. 112
- [40] John O Rawlings, Sastry G Pantula, and David A Dickey. *Applied regression analysis: A research tool*. Springer Science & Business Media, 2001. 69
- [41] Alvin C Rencher and G Bruce Schaalje. *Linear models in statistics*. John Wiley & Sons, 2008. 116
- [42] Lawrence R Schaeffer. Application of random regression models in animal breeding. *Livestock Production Science*, 86(1-3):35–45, 2004. 18
- [43] Wil HA Schilders. Solution of indefinite linear systems using an LQ decomposition for the linear constraints. *Linear algebra and its applications*, 431(3-4):381–395, 2009. 26
- [44] Peter Šemrl. On a matrix version of Cochran’s statistical theorem. *Linear algebra and its applications*, 237:477–487, 1996. 73
- [45] Jun Shao. *Mathematical statistics*. Springer Science & Business Media, 2003. 92
- [46] Gilbert Strang. The fundamental theorem of linear algebra. *The American Mathematical Monthly*, 100(9):848–855, 1993. 22

- [47] Gilbert Strang. *Introduction to linear algebra*. Wellesley-Cambridge Press Wellesley, 4th edition, 2009. [3](#), [9](#)
- [48] Gilbert Strang. *Linear algebra for everyone*. Wellesley-Cambridge Press Wellesley, 2021. [3](#), [9](#), [142](#), [144](#)
- [49] Gilbert Strang and Cleve Moler. LU and CR elimination. *SIAM Review*, 64(1):181–190, 2022. [142](#)
- [50] Henri Theil. Economic forecasts and policy. 1961. [70](#)
- [51] Valentin F Turchin. On the computation of multidimensional integrals by the Monte-Carlo method. *Theory of Probability & Its Applications*, 16(4):720–724, 1971. [115](#), [116](#)
- [52] Chi Song Wong, Joe Masaro, and Tonghui Wang. Multivariate versions of Cochran’s theorems. *Journal of multivariate analysis*, 39(1):154–174, 1991. [73](#)
- [53] Jeffrey M Wooldridge. *Econometric analysis of cross section and panel data*. MIT press, 2010. [92](#)
- [54] Ping Yu. Econometric theory I, unpublished notes. 2021. [92](#)
- [55] Arnold Zellner. On assessing prior distributions and Bayesian regression analysis with g-prior distributions. *Bayesian inference and decision techniques*, 1986. [112](#)

Alphabetical Index

- F*-distribution, 59, 77
- F*-test, 77
- R^2 estimator, 70
- R^2 test, 68
- t*-distribution, 58

- Adjusted R^2 estimator, 70
- ANOVA, 68, 69
- ANOVA decomposition, 71
- Asymptotic normality, 101, 103
- Asymptotic theory, 94

- Basis, 12
- Bayesian estimator, 109, 110
- Bayesian variable selection, 117
- Bayes' rule, 106
- Bayes' theorem, 106
- Beta distribution, 108
- Beta-Bernoulli model, 106
- Bias-variance decomposition, 62, 81
- Binomial distribution, 107
- BLUE, 80

- Cauchy-Schwarz inequality, 195
- Central limit theorem, 95
- Change solution set, 20
- Chebyshev's inequality, 195
- Chi-square distribution, 57
- Cochran's theorem, 73, 74, 138
- Column basis, 135
- Column space, 12, 43

- Consistency, 94, 99, 100
- Continuous mapping theorem, 96
- Convergence analysis, 92
- CR decomposition, 142
- Cramér-Rao Lower Bound, 82
- Cramér-Wold device, 98

- Degree of freedom, 61, 69
- Degree of freedom in ANOVA, 69
- Determinant, 163
- Dimension, 12, 135
- Distribution theory, 54

- Eigenvalue, 11
- Eigenvector, 11
- Equivalence between OLS and GLS, 89

- Full and reduced, 28, 32, 151, 171
- Full column rank, 23
- Full conjugate prior, 120
- Fundamental spaces, 13, 31
- Fundamental theorem of linear algebra, 22, 35, 136, 173

- Gamma distribution, 112, 120
- Gauss-Markov, 80
- Gaussian disturbance, 50, 56, 130
- Gaussian kernel, 127
- Gaussian noise, 50
- Gaussian process, 125
- Gaussian sampling, 70

- Generalized inverse, 178
- Generalized least squares (GLS), 89
- Generalized linear model (GLM), 86
- Generalized orthogonal projection, 86, 87
- Geometry interpretation, 37, 47
- Gibbs sampler, 115
- Gibbs sampling, 115
- Givens rotation, 157
- Gram-Schmidt process, 148, 150, 151
- Hat matrix, 47
- Heteroskedastic, 104
- Homoskedastic, 104
- Householder reflector, 152
- Idempotent decomposition, 138
- Idempotent matrix, 37, 39
- Independence check, 151
- Inequalities, 195
- Inverse-gamma distribution, 120
- Invertible matrix, 15
- Joint convergence, 93
- Kernel trick, 125
- Laplace's add-one rule, 110
- Large-sample properties, 92
- Law of large numbers, 94
- Learning curve, 63
- Least squares, 31
- Left inverse, 176
- Left null space, 12
- Linear kernel, 127
- Linear model, 177
- Linear system, 177
- Linearly independent, 11
- LQ decomposition, 26
- Marginal distribution, 130
- Markov's inequality, 195
- Mask vector, 117
- Matlab notation, 10
- Maximum likelihood estimator, 50
- Minimum MSE estimator, 62
- Minimum variance unbiased, 82
- Minimum variance unbiased estimator, 81
- Model selection, 68
- Nested projection, 45
- Nonnegative eigenvalues, 171
- Nonsingular matrix, 15
- Normal equation, 19
- Null space, 12
- OLS by algebra, 21
- OLS by calculus, 18
- One-sided inverse, 175
- Orthogonal, 167
- Orthogonal complement, 12
- Orthogonal matrix, 13, 149
- Orthogonal projection, 40, 47, 86, 147
- Orthogonal vs orthonormal, 149
- Orthonormal basis, 34, 149, 150
- Out-of-sample evaluation, 63
- Permutation matrix, 13
- Polynomial kernel, 127
- Positive semi-definite, 46, 74, 126
- Project vector, 147
- Projection matrix, 40
- Pseudo-inverse, 175, 185
- Pseudo-inverse in SVD, 189
- QR decomposition, 24, 147
- Quadratic expectation, 194
- Random noise, 47, 50
- Rank, 12, 135, 170, 172
- Rank decomposition, 145, 146
- Rank deficiency, 20, 34, 189
- Rank deficient, 31, 34, 189
- Rank nullity, 13
- Rank-additivity, 138
- Reduced row echelon form, 143, 144
- Reflexive generalized inverse, 181
- Ridge regression, 111
- Right inverse, 176
- Right null space, 12
- Row basis, 135
- Row echelon form, 143
- Sampling distribution, 55, 56, 59
- Schur decomposition, 163

- Schwarz matrix inequality, 195
- Selection matrix, 14
- Semiconjugate prior, 112, 122
- Similar matrix, 137
- Singular matrix, 16
- Singular value decomposition, 32
- Slutsky's theorem, 96, 100
- Span, 11
- Spectral decomposition, 37
- Spectrum, 11
- Subspace, 11
- Symmetric in terms of inner product, 87
- Symmetric matrix, 163, 167, 168, 170
- Symmetric projection, 46
- The Delta method, 97
- Trace trick, 194
- ULV decomposition, 31
- Unbiased estimator, 54, 70
- Unbiasedness, 54
- Uniqueness, 45, 161, 186
- URV decomposition, 31
- UTV framework, 31
- Variable selection, 74, 117
- Weighted sum central limit theorem, 95
- Zeller's g -prior, 112, 116
- Zero-mean prior, 110, 128