

How to Train Your Program: a Probabilistic Programming Pattern for Bayesian Learning From Data

David Tolpin

Ben-Gurion University of the Negev, Israel PUB+
david.tolpin@gmail.com

Abstract

We present a Bayesian approach to machine learning with probabilistic programs. In our approach, training on available data is implemented as inference on a hierarchical model. The posterior distribution of model parameters is then used to *stochastically condition* a complementary model, such that inference on new data yields the same posterior distribution of latent parameters corresponding to the new data as inference on a hierarchical model on the combination of both previously available and new data, at a lower computation cost. We frame the approach as a design pattern of probabilistic programming referred to herein as ‘stump and fungus’, and evaluate realization of the pattern on synthetic and real-world case studies.

1 Introduction

The ultimate Bayesian approach to learning from data is embodied by hierarchical models (Gelman *et al.*, 2013; Goodman *et al.*, 2016; McElreath, 2020). In a hierarchical generative model, the distribution of each observation y_{ij} from the i th group of observations depends on group parameter θ_i , and the distribution of each θ_i depends on hyperparameter τ :

$$\begin{aligned}\tau &\sim H \\ \theta_i|\tau &\sim D(\tau) \\ y_{ij}|\theta_i &\sim F(\theta_i)\end{aligned}\quad (1)$$

A hierarchical model can be thought of as a way of inferring, or ‘learning’, the prior of θ_i from all observations in the data set. Consider the following example problem: multiple boxes are randomly filled by K marbles from a bag containing a mixture of blue and white marbles. We are presented with a few draws with replacement from each of the boxes, y_{ij} being the j th draw from the i th box; our goal is to infer the number of blue marbles θ_i in each box. Intuitively, since the boxes are filled from the same bag, the posterior distribution of θ_i should account both for draws from the i th box and, indirectly, for draws from all other boxes. This is formalized by the following hierarchical model:

$$\begin{aligned}\tau &\sim \text{Beta}(1, 1) \\ \theta_i|\tau &\sim \text{Beta}(K\tau, K(1 - \tau)) \\ y_{ij}|\theta_i &\sim \text{Bernoulli}(\theta_i)\end{aligned}\quad (2)$$

Model (2) learns from the data in the sense that inference for each box is influenced by draws from all boxes. However, learning from *training data* to improve inference on *future data* with a hierarchical model is computationally inefficient — if a new box is presented, one has to add observations of the new box to the previously available data and re-run inference on the extended data set. Inference performance can be improved by employing data subsampling (Korattikara *et al.*, 2014; Bardenet *et al.*, 2014, 2017; Maclaurin and Adams, 2014; Quiroz *et al.*, 2018), but the whole training data set still needs to be kept and made accessible to the inference algorithm. A hierarchical model cannot ‘compress’, or summarize, training data for efficient inference on future observations.

An alternative approach, known as *empirical Bayes* (Robbins, 1951; Casella, 1985; Robbins, 1992), consists in adjusting the hyperprior based on the training data; e.g. by fixing τ at a likely value, or by replacing H in (1) with a suitable approximation of the posterior distribution of τ . However, empirical Bayes is not Bayesian. While practical efficiency of empirical Bayes was demonstrated in a number of settings (Robbins, 1992), in other settings empirical Bayes may result in a critically misspecified model and overconfident or biased inference outcomes.

In this work, we propose an approach to learning from data in probabilistic programs which is both Bayesian in nature and computationally efficient. First, we state the problem of learning from data in the context of Bayesian generative models (Section 2). Then, we introduce the approach and discuss its implementation (Section 3). For evaluation, we apply the approach to inference in synthetic and real-world problems (Section 5). Finally, we conclude with an overview of related work and discussion (Sections 6 and 7).

2 Problem: Learning from Data

The challenge we tackle here is re-using inference outcomes on the training data set for inference on new data. Formally, population \mathcal{Y} is a set of sets $\mathbf{y}_i \in \mathcal{Y}$ of observations $y_{ij} \in \mathbf{y}_i$. Members of each \mathbf{y}_i are assumed to be drawn from a known distribution F with unobserved parameter θ_i , $y_{ij} \sim F(\theta_i)$. θ_i are assumed to be drawn from a common distribution H . Our goal is to devise a scheme that, given a subset $Y \subset \mathcal{Y}$, the *training set*, infers the posterior distribution of $\theta_k|Y, \mathbf{y}_k$ for any $\mathbf{y}_k \in \mathcal{Y}$ in a shorter amortized time than running in-

ference on a hierarchical model $Y \cup \{\mathbf{y}_k\}$. By amortized time we mean here average time per \mathbf{y}_k , $k \in 1 : K$ as $K \rightarrow \infty$.

In other words, we look for a scheme that works in two stages. At the first stage, inference is performed on the training set Y only. At the second stage, the inference outcome of the first stage is used, together with \mathbf{y}_k , to infer $\theta_k|Y, \mathbf{y}_k$. We anticipate a scheme that ‘compresses’ the training set at the first stage, resulting in a shorter running time of the second stage. Such scheme bears similarity to the conventional machine learning paradigm: an expensive computation on the training data results in shorter running times on new data.

3 Main Idea: Stump and Fungus

In quest of devising such a scheme, we make two observations which eventually help us arrive at a satisfactory solution:

1. In Bayesian modelling, information about data is usually conveyed through conditioning of the model on various aspects of the data.
2. In a hierarchical model, influence of the i th group of observations on the hyperparameters τ and, consequently, on other groups, passes exclusively through the group parameters θ_i .

If, instead of conditioning on training data y_i , we could condition on parameters θ_i corresponding to the training data, then we could perform inference on new data item y_k at a lower time and space complexity. Continuing the well known analogy between a hierarchical model and a tree, with the hyperparameter



τ at the root and observations $y_{i,j}$ in the leaves, we can liken a model which receives all θ_i of the training data and new data item y_k to a *stump* — the hierarchical model with the trunk cut off just after the hyperparameters — and a *fungus* growing on the stump — the new data item. The problem is, of course, that we infer **distributions**, rather than fixed values, of θ_i , and the model must be, somewhat unconventionally, conditioned on the distributions of θ_i .

However, a recently introduced notion of stochastic conditioning (Tolpin *et al.*, 2021) makes conditioning on distributions of θ_i possible, both theoretically and in the practical case when the posteriors of θ_i are approximated using Monte Carlo samples. Stochastic conditioning (Tolpin *et al.*, 2021) extends deterministic conditioning $p(x|y = y_0)$, i.e. conditioning on some random variable y taking on a particular value y_0 , to conditioning $p(x|y \sim D_0)$ on y having the marginal distribution D_0 . A probabilistic model with stochastic conditioning is a tuple $(p(x, y), D)$ where $p(x, y)$ is the joint probability density of random variable x and observation y and D is the distribution of observation y , with density $q(y)$. To infer $p(x|y \sim D)$, one must be able to compute $p(x, y \sim D) = p(x)p(y \sim D|x)$. $p(y \sim D|x)$ has the following unnormalized density:

$$p(y \sim D|x) = \exp\left(\int_Y (\log p(y|x)) q(y) dy\right) \quad (3)$$

Conditioning the model both *stochastically* on the posterior distributions of θ_i on training data and *deterministically* on new data y_k would yield the same posterior distribution of θ_k as inference on the full hierarchical model. However, that would also mean that the inference algorithm can sample from the posterior distribution of θ_i to infer y_k . To achieve the objective of ‘compression’ of the training set for faster inference on new data, the parameter posterior can be approximated by a weighted finite set of samples. This is related to Bayesian coresets (Huggins *et al.*, 2016; Zhang *et al.*, 2021), although with essential differences, discussed in Section 6. Based on this, we propose the ‘stump-and-fungus’ pattern for learning from data in probabilistic programs:

1. Training is accomplished through inference on a hierarchical model, in the usual way.
2. The parameter posterior is approximated by a set of M weighted samples $(\tilde{\theta}, \mathbf{w})$.
 - $\tilde{\theta}_i$ are drawn from the mixture of parameter posteriors of all groups. The set size M is chosen as a compromise between approximation accuracy and inference performance.
 - The weights are selected to minimize approximation error of the hyperparameter posterior, as detailed in Section 4.
3. For inference on new data \mathbf{y} , a stump-and-fungus model is employed:

$$\begin{aligned} \tau &\sim H \\ (\tilde{\theta}, \mathbf{w})|\tau &\sim D(\tau) \quad \text{— stochastic conditioning} \\ \theta|\tau &\sim D(\tau) \\ \mathbf{y}|\theta &\sim F(\theta) \end{aligned} \quad (4)$$

The unnormalized conditional log probability of $(\tilde{\theta}, \mathbf{w})$ given τ is computed as (5), following Tolpin *et al.* (2021):

$$\log p((\tilde{\theta}, \mathbf{w})|\tau) = \sum_{j=1}^M w_j \log p(\tilde{\theta}_j|\tau) \quad (5)$$

A gain in time and space complexity follows from replacing the dataset Y with a weighted sample set $(\tilde{\theta}, \mathbf{w})$ of size M . Many inference algorithms scale at least linearly with the size of the data, hence the corresponding complexity term decreases from $O(|Y|)$ to $O(M)$. In addition, the likelihood of a weighted sample skips the lowest level of the hierarchy and is thus cheaper to compute than of an observation, though the exact gain depends on the particular model.

Although two models — hierarchical and stump-and-fungus — are involved in the pattern, the models are in fact two roles fulfilled by the same generative model, combining stochastic conditioning on training data and deterministic conditioning on new data (consisting potentially of multiple data items). This preserves a common practice in machine learning in which the same model is used for both training and inference.

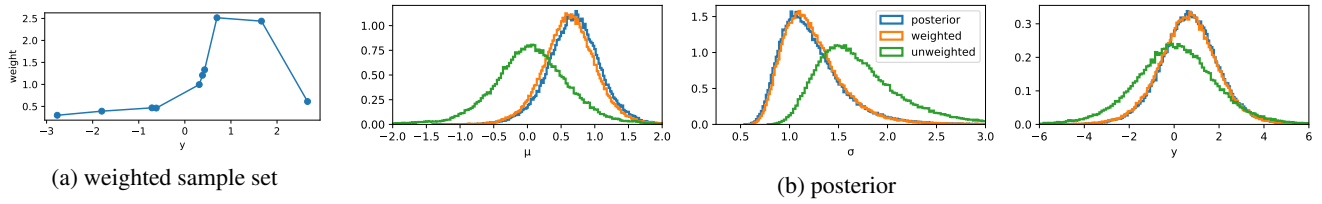


Figure 1: Inferring parameters of a normal distribution

4 Weighted Sample Set Approximation of Parameter Posterior

In Section 3, we suggested to stochastically condition the model on the posterior distributions of θ_i of the training data. We further suggested that, to ‘compress’ the training set, the distribution be approximated by a finite weighted sample set $(\tilde{\theta}, \mathbf{w})$ of size M . Let us assume that the sample set $(\tilde{\theta})$ is drawn and fixed, and show how the weights \mathbf{w} are computed.

Our objective is to approximate the posterior of the hyperparameter τ given the training set Y , by conditioning τ on $(\tilde{\theta}, \mathbf{w})$. We can achieve this by selecting weights \mathbf{w} such that the KL divergence between $p(\tau|Y)$ and $p(\tau|(\tilde{\theta}, \mathbf{w}))$ is minimized. Since $p(\tau|Y)$ does not depend on \mathbf{w} , minimizing $KL(p(\tau|Y)||p(\tau|(\tilde{\theta}, \mathbf{w})))$ is equivalent to the following maximization problem:

$$\mathbf{w} = \arg \max_{\mathbf{w}} S(\mathbf{w})$$

$$S(\mathbf{w}) = \int_{\tau \in T} p(\tau|Y) \log p(\tau|(\tilde{\theta}, \mathbf{w})) d\tau$$

where, from (5)

$$p(\tau|(\tilde{\theta}, \mathbf{w})) = \frac{p(\tau) \exp\left(\sum_{j=1}^M w_j \log p(\tilde{\theta}_j|\tau)\right)}{\int_{\tau' \in T} p(\tau') \exp\left(\sum_{j=1}^M w_j \log p(\tilde{\theta}_j|\tau')\right) d\tau'} \quad (6)$$

In the context of Bayesian inference in hierarchical generative models, the posterior is commonly approximated by a set of Monte Carlo samples. Assuming that $\tau|Y$ is approximated by a (large) set of N samples $\tau_1 \dots \tau_N$, $S(\mathbf{w})$ can be estimated as

$$\begin{aligned} \hat{S}(\mathbf{w}) &= \sum_{i=1}^N \log \frac{p(\tau_i) \exp\left(\sum_{j=1}^M w_j \log p(\tilde{\theta}_j|\tau_i)\right)}{\sum_k p(\tau_k) \exp\left(\sum_{j=1}^M w_j \log p(\tilde{\theta}_j|\tau_k)\right)} \\ &= \sum_{i=1}^N \left(\log p(\tau_i) + \sum_{j=1}^M w_j \log p(\tilde{\theta}_j|\tau_i) \right) \\ &\quad - N \log \sum_{i=1}^N \exp\left(\log p(\tau_i) + \sum_{j=1}^M w_j \log p(\tilde{\theta}_j|\tau_i) \right) \end{aligned} \quad (7)$$

When it is feasible to impose a uniform improper prior $p(\tau) = C$ on the hyperparameter, such as in the case of a sufficiently large number of groups in the hierarchy, (7) sim-

plifies to (8):

$$\begin{aligned} \hat{S}(\mathbf{w}) &= \sum_{i=1}^N \sum_{j=1}^M w_j \log p(\tilde{\theta}_j|\tau_i) \\ &\quad - N \log \sum_{i=1}^N \exp\left(\sum_{j=1}^M w_j \log p(\tilde{\theta}_j|\tau_i) \right) \end{aligned} \quad (8)$$

$\nabla_{\mathbf{w}} \hat{S}(\mathbf{w})$ is readily obtainable, either analytically or algorithmically, and (6) can be solved using gradient ascent. Although $S(\mathbf{w})$ is not concave in general, there is an obvious initial guess $\mathbf{w} = \mathbf{1}$ in proximity of the global maximum; the larger M , the closer is the guess to the maximum.

Let us illustrate the computation on a toy example. We use model (9)

$$\begin{aligned} p(\mu, \log \sigma) &\propto 1 \\ y_j | \mu, \sigma &\sim \text{Normal}(\mu, \sigma) \end{aligned} \quad (9)$$

to infer the parameters of a single-dimensional normal distribution given observations $\mathbf{y} = \{-1.33, -0.61, -0.20, 0.34, 0.71, 1.23, 1.45, 1.47, 1.83, 2.05\}$. The posterior is shown in blue in Figure 1b. Then, we draw 10 samples from the predictive posterior, and condition (9) on the samples. The new posterior is likely to be different, with the standard deviation of the mean ≈ 0.33 . For $\tilde{\mathbf{y}} = \{-2.77, -1.80, -0.71, -0.62, 0.31, 0.38, 0.43, 0.70, 1.66, 2.6\}$, the posterior is shown in green in Figure 1b. We then compute, according to (6) and (8), the weights (Figure 1a), and condition model (9) on the weighted sample, resulting in the posterior (orange in Figure 1b) almost coinciding with the original posterior. In a hierarchical model, hyperparameters τ would correspond to μ and σ , and group parameters θ to \mathbf{y} .

5 Case Studies

We evaluate the stump-and-fungus pattern on three case studies. We begin with a basic synthetic case study ‘Boxes With Marbles’ (Section 5.1), which, while does not pose computational challenges, allows us to show most aspects of application of the pattern to a hierarchical model. We then continue to a didactic study ‘Tumor Incidence in Rats’ (Section 5.2) which involves a large number of groups in the hierarchy. Finally, we apply the pattern to ‘Educational Attainment in Secondary Schools’ (Section 5.3), an elaborated cross-classified model based on data used in a real-world sociological research. We implemented in the studies in Infergo (Tolpin, 2019) and fit models using HMC (Neal, 2011) or NUTS (Hoffman and Gelman, 2011). We used gradient ascent with momentum for computation of sample weights.

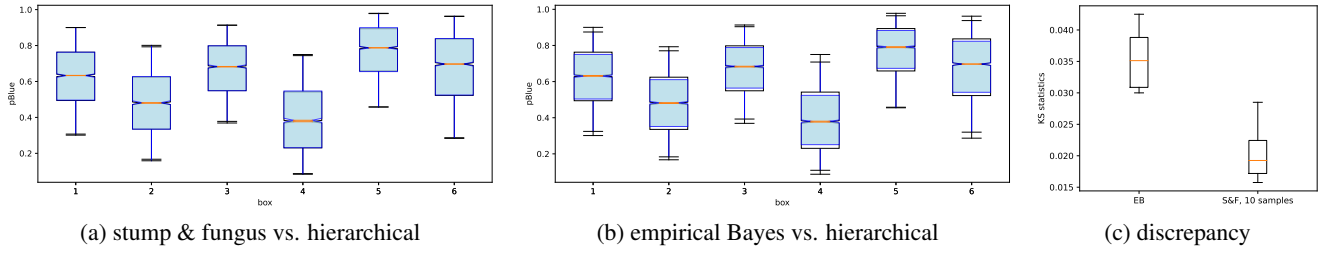


Figure 2: Marbles in boxes. Stump-and-fungus with 10 samples faithfully approximates the hierarchical posterior, while empirical Bayes results in a greater discrepancy.

The data and source code for the case studies are provided in the supplementary material.

5.1 Boxes With Marbles

This case study is inspired by an introductory example in McElreath (2020). Boxes are filled with marbles from a bag with a mix of blue and white marbles. There are 6 boxes, with 4 marbles in each box. Marbles are drawn from the boxes, with replacement, and observed. The number of blue marbles in each box are to be inferred. The problem is formalized by model (10):

$$\begin{aligned}
 p_0 &\sim \text{Uniform}(0, 1) \\
 p_i | p_0 &\sim \text{Beta}(4p_0, 4(1 - p_0)) \\
 y_j | p_{b_j} &\sim \text{Bernoulli}(p_{b_j})
 \end{aligned} \tag{10}$$

where p_0 is the proportion of blue marbles in the bag, p_i — in the i th box, y_j is 1 if the j th drawn marble was blue, 0 otherwise, and b_j is the box from which the j th marble was drawn.

We fit

- the hierarchical model;
- the empirical Bayes model in which p_0 is fixed to the posterior mean of p_0 in the hierarchical model;
- 6 stump-and-fungus models, with each box as the fungus, in turn, using 10 samples from the parameter posterior for the stump.

Figure 2 compares the posteriors. Figure 2a shows the posterior distributions of p_i from the hierarchical model (white) and each of the stump-fungus models (light blue), overlaid. Similarly, Figure 2b compares the posteriors of the hierarchical and the empirical Bayes models. One can observe that stump-and-fungus results in a better approximation of the posterior than empirical Bayes. Figure 2c visualizes discrepancy between the posteriors with the distribution of Kolmogorov-Smirnov statistics of p_i over boxes, confirming the advantage of stump-and-fungus.

5.2 Tumor Incidence in Rats

In this case study, based on Tarone (1982) and discussed in Gelman *et al.* (2013, Chapter 5), data on tumor incidence in rats in $N = 70$ laboratory experiments is used to infer tumor incidence based on outcomes of yet another experiment. A different number of rats n_i was involved in each experiment,

and the number of tumor cases y_i was reported. An application of the stump-and-fungus pattern in this case would be to replace the original data set of size $N \times 2$ with a ‘stump’ of a smaller size $M \times 2$ for assessment of outcomes of future experiments. The problem is formalized by model 11:

$$\begin{aligned}
 \alpha, \beta &\sim \text{Prior} \\
 p_i | \alpha, \beta &\sim \text{Beta}(\alpha, \beta) \\
 y_i | p_i &\sim \text{Binomial}(n_i, p_i)
 \end{aligned} \tag{11}$$

where the non-informative prior distribution is set such that $p(\alpha, \beta) \propto (\alpha + \beta)^{-5/2}$ (Gelman *et al.*, 2013, Section 5.3). In addition, each group can be fit an ‘unpooled’ Beta-Binomial model (12):

$$\begin{aligned}
 p_i &\sim \text{Beta}(1, 1) \\
 y_i | p_i &\sim \text{Binomial}(n_i, p_i)
 \end{aligned} \tag{12}$$

We fit

- a separate ‘unpooled’ model for each experiment;
- the hierarchical model;
- 71 stump-and-fungus models, with each experiment as the fungus, in turn, using 10 samples from the parameter posterior for the stump.

Since Gelman *et al.* (2013, Section 5.3) give a detailed account of empirical Bayes vs. hierarchical model, we omit this comparison here.

Inference on model (11) can be performed efficiently thanks to summarization of n observations from $\text{Bernoulli}(p)$ as a single observation from $\text{Binomial}(n, p)$. In general however, the use of a hierarchical model would require carrying all observations of all previous experiments for learned inference on findings of a new experiment.

Figure 3 shows the posterior distributions for p inferred on 71 unpooled models (Figure 3a), on the hierarchical model (Figure 3b) and through 71 applications of stump-and-fungus (Figure 3c). One can observe that the posteriors obtained on both hierarchical and stump-and-fungus models appear to be the same, except for small discrepancies apparently caused by finite sample size approximation. Compared to the unpooled posteriors, significant shrinkage takes place. Table 1 shows the inference times for each of the models. Inference on a single group with the stump-and-fungus model takes less than 10% of time on the hierarchical model.

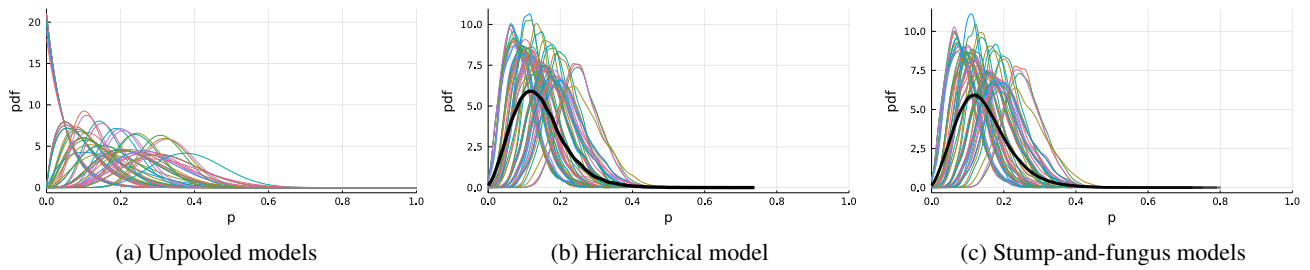


Figure 3: Tumor incidence in rats. The posteriors are the same in hierarchical and stump-and-fungus model, except for small discrepancies apparently caused by finite sample size approximation. Colorful lines are posterior distributions of p for each of 71 experiments. Black lines are posterior distributions of p for a future experiment.

Table 1: Tumor incidence in rats: inference times for 1000 burn-in and 5000 posterior samples, 10 stump samples.

Model	Hierarchical	Separate	Stump & Fungus	Weights
Time, sec	93	2.1	7.2	15±1.1

5.3 Educational Attainment in Secondary Schools

This study is based on Paterson (1991) and explores educational attainment of children in Scotland. There are two real-valued predictors: social class scale CC and verbal reasoning score VRQ on entry to the secondary school, three hierarchies: by secondary school (SID), by gender (SEX), and by primary school (PID), and a real valued target — attainment score $ATTAIN$ at the age of 16. There are 3,435 children, 148 primary schools, and 19 secondary schools in the data set. An application of stump-and-fungus problem would be to provide a new secondary school with a small ‘stump’, instead of the full data set, for attainment assessment. The problem can be formalized as model (13), a cross-classified hierarchical linear regression model:

$$\begin{aligned}
 \mu_\beta, \log \sigma_\beta, \mu_\sigma, \log \sigma_\sigma &\sim \text{Uniform}(-\infty, \infty) \\
 \beta | \mu_\beta, \sigma_\beta &\sim \text{Normal}(\mu_\beta, \sigma_\beta) \\
 \log \sigma | \mu_\sigma, \sigma_\sigma &\sim \text{Normal}(\mu_\sigma, \sigma_\sigma) \\
 p(y_i | \beta, \sigma) &= \prod_h \text{Normal}(y_i | \beta_{hg_{ih}} \cdot x_i, \sigma_{hg_{ih}})
 \end{aligned} \tag{13}$$

Here, h is the hierarchy index, x_i and y_i are the predictors and the target of the i th pupil, g_{ih} is the group index of the i th pupil in the h th hierarchy. $\mu_\beta, \log \sigma_\beta, \mu_\sigma, \log \sigma_\sigma$ are the hyperparameters of the model, and β, σ are the group parameters; in total, the model has 700 real-valued parameters, of which 18 are hyperparameters.

We fit

- the hierarchical model;
- the empirical Bayes model in which the hyperparameters are fixed to their posterior means in the hierarchical model;
- 19 stump-and-fungus models, with each secondary school as the fungus, in turn, using 10 and 20 samples from the parameter posterior for the stump. Since parameters in each hierarchy are mutually independent given hyperparameters, a separate weight is assigned to

each component of a sample, rather than to the sample as a whole.

Figure 4 compares the posteriors. Figures 4a and 4b show the posterior distributions of p_i from the hierarchical model (white) and each of the stump-fungus models (light blue) for 10 and 20 samples, correspondingly. Similarly, Figure 4c compares the posteriors of the hierarchical and the empirical Bayes models. One can observe that stump-and-fungus results in a better approximation of the posterior than empirical Bayes. Figure 4d visualizes discrepancy between the posteriors with the distribution of Kolmogorov-Smirnov statistics of the group parameters over the secondary schools, confirming the advantage of stump-and-fungus. Table 2 shows the inference times for each of the models. Inference on a single group with the stump-and-fungus model takes less than 25% of time on the hierarchical model.

Table 2: Educational attainment: inference times for 1000 burn-in and 5000 posterior samples, 10 and 20 stump samples.

Model	Hierarchical	Empirical Bayes	Stump & Fungus		Weights	
			10	20	10	20
Time, sec	908	860	180±12	224±15	236±30	490±55

6 Related Work

The importance of learning from data is well appreciated in probabilistic programming. Along with empirical Bayes, applicable to probabilistic programming as well as to Bayesian generative models in general, probabilistic-programming specific approaches were proposed. One possibility is to induce a probabilistic program suited for a particular data set (Liang *et al.*, 2010; Perov and Wood, 2014; Perov, 2018; Hwang *et al.*, 2011). A related but different research direction is inference compilation (Le *et al.*, 2017; Baydin *et al.*, 2019), where the cost of inference is amortized through learning proposal distributions from data. Another line of research is concerned by speeding up inference algorithms by tuning them based on training data (Eslami *et al.*, 2014; Mansinghka *et al.*, 2018). Our approach to learning from data in probabilistic programs is different in that it does not require any particular implementation of probabilistic programming to be used, nor introspection into the structure of probabilistic programs or infer-

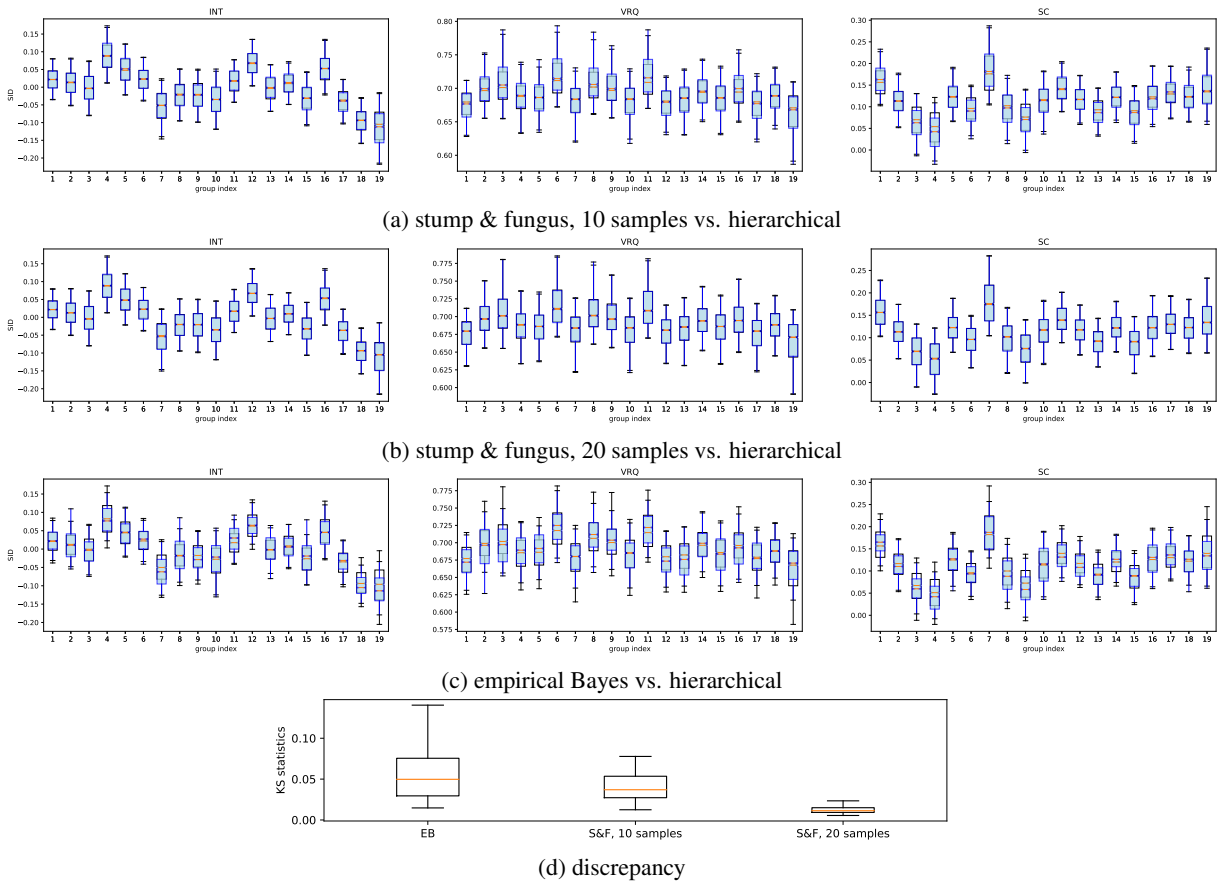


Figure 4: Educational attainment. Stump-and-fungus with both 10 and 20 samples approximate the hierarchical posterior better than empirical Bayes.

ence algorithms. Instead, the approach uses inference in ubiquitously adopted hierarchical models for training, and conditioning on observations for incorporation of training outcomes in inference.

Approximation of a large sample set by a small weighted subset bears similarity to Bayesian coresets (Huggins *et al.*, 2016; Campbell and Beronov, 2019; Manousakas *et al.*, 2020; Zhang *et al.*, 2021) — a family of approaches aiming at speeding up inference with large datasets. A Bayesian coreset is a small weighted subset of the original large dataset, with the promise that inference on the coreset yields the same or approximately the same posterior. However, there are significant differences between Bayesian coresets and the setting in this work. First, in Bayesian coresets, the posterior is unknown when the coreset is constructed. In the stump-and-fungus pattern, the posterior distribution of the hyperparameter is known (as a Monte Carlo approximation) before the samples are selected and the weights are computed. In particular, Campbell and Beronov (2019) minimize the KL divergence between the approximate and the exact posterior, while (6) in this work minimizes the complementary KL divergence between the exact posterior and its stump-and-fungus approximation. This facilitates a simpler formulation of divergence minimization. Second, careful selection of samples to be in-

cluded in the coreset is necessitated by high dimensionality of data in the dataset (Manousakas *et al.*, 2020). However, even in elaborated hierarchical Bayesian models the group parameters are low-dimensional, and interdependencies between multiple hierarchies in cross-classified models are assumed to be negligible. Because of that, a random draw from the parameter posterior suffices for stump-and-fungus even if it might not work in a higher-dimensional setting.

7 Discussion

We presented a probabilistic programming pattern for Bayesian learning from data. The stump-and-fungus pattern is easy to understand and simple to implement. When applied to hierarchical generative models, the pattern allows to realize learning from data within the Bayesian paradigm, and results in significant improvement in inference performance on new groups. Even if certain aspects of the pattern can be improved, the pattern is applicable in its current form to real-world statistical studies.

References

Rémi Bardenet, Arnaud Doucet, and Chris Holmes. Towards scaling up Markov chain Monte Carlo: an adaptive sub-

- sampling approach. In *Proceedings of the 31st International Conference on Machine Learning*, pages 405–413, 2014.
- Rémi Bardenet, Arnaud Doucet, and Chris Holmes. On Markov chain Monte Carlo methods for tall data. *Journal of Machine Learning Research*, 18(47):1–43, 2017.
- Atilim Gunes Baydin, Lei Shao, W. Bhimji, L. Heinrich, Lawrence Meadows, Jialin Liu, Andreas Munk, Saeid Naderiparizi, Bradley Gram-Hansen, Gilles Louppe, Mingfei Ma, X. Zhao, P. Torr, V. Lee, K. Cranmer, Prabhat, and Frank D. Wood. Etalumis: bringing probabilistic programming to scientific simulators at scale. *Proceedings of the International Conference for High Performance Computing, Networking, Storage and Analysis*, 2019.
- Trevor Campbell and Boyan Beronov. Sparse variational inference: Bayesian coresets from scratch. In H. Wallach, H. Larochelle, A. Beygelzimer, F. d’Alché Buc, E. Fox, and R. Garnett, editors, *Advances in Neural Information Processing Systems*, volume 32. Curran Associates, Inc., 2019.
- George Casella. An introduction to empirical bayes data analysis. *The American Statistician*, 39(2):83–87, 1985.
- Ali Eslami, Daniel Tarlow, Pushmeet Kohli, and John Winn. Just-in-time learning for fast and flexible inference. In *NIPS’14 Proceedings of the 27th International Conference on Neural Information Processing Systems*, pages 154–162. MIT Press Cambridge, December 2014.
- A. Gelman, J.B. Carlin, H.S. Stern, D.B. Dunson, A. Vehtari, and D.B. Rubin. *Bayesian Data Analysis*. Chapman & Hall/CRC Texts in Statistical Science. CRC Press, 2013.
- Noah D Goodman, Joshua B. Tenenbaum, and the Prob-Mods contributors. *Probabilistic Models of Cognition*. World Wide Web, second edition, 2016. electronic; retrieved: 2019-4-29.
- Matthew D. Hoffman and Andrew Gelman. The No-U-Turn sampler: adaptively setting path lengths in Hamiltonian Monte Carlo. arXiv:1111.4246, 2011.
- Jonathan Huggins, Trevor Campbell, and Tamara Broderick. Coresets for scalable bayesian logistic regression. In D. Lee, M. Sugiyama, U. Luxburg, I. Guyon, and R. Garnett, editors, *Advances in Neural Information Processing Systems*, volume 29. Curran Associates, Inc., 2016.
- I. Hwang, Andreas Stuhlmüller, and Noah D. Goodman. Inducing probabilistic programs by Bayesian program merging. *ArXiv*, abs/1110.5667, 2011.
- Anoop Korattikara, Yutian Chen, and Max Welling. Austerity in MCMC land: Cutting the Metropolis-Hastings budget. In *Proceedings of the 31st International Conference on Machine Learning*, pages 181–189, 2014.
- Tuan Anh Le, Atilim Gunes Baydin, and Frank Wood. Inference compilation and universal probabilistic programming. In *Proceedings of the 34th International Conference on Machine Learning*, pages 1338–1348, 2017.
- Percy Liang, Michael I. Jordan, and Dan Klein. Learning Programs: A Hierarchical Bayesian Approach. In *Proceedings of the 27th International Conference on Machine Learning*, pages 639–646. Omnipress, 2010.
- Dougal Maclaurin and Ryan P. Adams. Firefly Monte Carlo: Exact MCMC with subsets of data. In *Proceedings of the 30th Conference on Uncertainty in Artificial Intelligence*, pages 543–552, 2014.
- Dionysis Manousakas, Zuheng Xu, Cecilia Mascolo, and Trevor Campbell. Bayesian pseudocoresets. In H. Larochelle, M. Ranzato, R. Hadsell, M. F. Balcan, and H. Lin, editors, *Advances in Neural Information Processing Systems*, volume 33, pages 14950–14960. Curran Associates, Inc., 2020.
- Vikash K. Mansinghka, Ulrich Schaechtle, Shivam Handa, Alexey Radul, Yutian Chen, and Martin Rinard. Probabilistic programming with programmable inference. *SIGPLAN Not.*, 53(4):603–616, June 2018.
- Richard McElreath. *Statistical Rethinking*. CRC Press, 2nd edition, 2020.
- Radford M. Neal. Mcmc using hamiltonian dynamics. Chapter 5 of the *Handbook of Markov Chain Monte Carlo*, 2011.
- Lindsay Paterson. Socio-economic status and educational attainment: A multi-dimensional and multi-level study. *Evaluation & Research in Education*, 5(3):97–121, 1991.
- Yura N. Perov and Frank D. Wood. Learning probabilistic programs, 2014.
- Yura Perov. Inference over programs that make predictions, 2018.
- Matias Quiroz, Mattias Villani, Robert Kohn, Minh-Ngoc Tran, and Khue-Dung Dang. Subsampling mcmc — an introduction for the survey statistician. *Sankhya A*, 80(1):33–69, Dec 2018.
- Herbert Robbins. Asymptotically subminimax solutions of compound statistical decision problems. In *Proceedings of the Second Berkeley Symposium on Mathematical Statistics and Probability*, pages 131–149, Berkeley, Calif., 1951. University of California Press.
- Herbert Robbins. *An Empirical Bayes Approach to Statistics*, pages 388–394. Springer New York, New York, NY, 1992.
- Robert Tarone. The use of historical control information in testing for a trend in proportions. *Biometrics*, 38(1):215–220, 1982.
- David Tolpin, Yuan Zhou, Tom Rainforth, and Hongseok Yang. Probabilistic programs with stochastic conditioning, 2021.
- David Tolpin. Deployable probabilistic programming. In *Proceedings of the 2019 ACM SIGPLAN International Symposium on New Ideas, New Paradigms, and Reflections on Programming and Software*, pages 1–16, 2019.
- Jacky Zhang, Rajiv Khanna, Anastasios Kyrillidis, and Sanmi Koyejo. Bayesian coresets: Revisiting the nonconvex optimization perspective. In Arindam Banerjee and Kenji Fukumizu, editors, *Proceedings of The 24th International Conference on Artificial Intelligence and Statistics*, volume 130 of *Proceedings of Machine Learning Research*, pages 2782–2790. PMLR, 13–15 Apr 2021.