

Systematic study of the polarization effect on the measurements of the J/ψ nuclear modification factor

Yi Yang,* Chun-Wei Su, and Te-Chuan Huang

Department of Physics, National Cheng Kung University, Tainan, 70101, Taiwan, ROC

Abstract

Heavy quarkonium is one of the key candidates to study the fundamental properties of Quark-Gluon Plasma (QGP) created in heavy-ion collisions. Comparing the production of the J/ψ meson in proton-proton and heavy-ion collisions, namely the nuclear modification factor (R_{AA}), can provide some quantitative understanding of the QGP. Traditionally, the R_{AA} is measured under the assumption that the quarkonium is unpolarized in both proton-proton and heavy-ion collisions. However, the recent measurements on the J/ψ polarization in heavy-ion collisions from the ALICE Collaboration suggest that the J/ψ meson has small but non-negligible transverse polarization in both helicity and Collins-Soper frames. In this paper, we show the effects from the J/ψ polarization to the measurement of R_{AA} in the forward rapidity region using the available data from the ALICE and LHCb experiments and demonstrate the possible maximum effects from polarization in the central barrel region at the RHIC and LHC energies. We would like to draw people's attention that having precise measurements on the quarkonium polarization in heavy-ion collisions is important to obtain the full picture of how heavy quarkonium interacting with the QGP.

* Corresponding author; yiyang@ncku.edu.tw

I. INTRODUCTION

Heavy quarkonia, the quark-antiquark pairs, are important candidates to understand the fundamental properties of Quantum Chromodynamics (QCD). Studying the production of heavy quarkonia in proton-proton ($p+p$) and heavy-ion ($A+A$) collisions can provide fruitful information on QCD since it covers both the perturbative (hard scattering) and non-perturbative (hadronization stage) processes. Additionally, the properties of the new state of matter, Quark-Gluon Plasma (QGP), which is expected to be created in $A+A$ collisions can be also studied. The J/ψ meson is the $c\bar{c}$ bound state which was discovered in 1974 [1, 2] and it often serves as a standard candle for the studies of quarkonium properties.

Measuring the J/ψ nuclear modification factor, R_{AA} , which is the ratio of the invariant production yields of J/ψ in $A+A$ collisions normalized to the number of binary collisions to that in $p+p$ collisions, is one of the important ways to provide deep understanding of the QGP. The nuclear modification factor R_{AA} for the J/ψ meson in $A+A$ collisions (similarly for R_{pA} in $p+A$ collisions) is defined as

$$R_{AA} = \frac{1}{\langle N_{coll} \rangle} \frac{\left(\frac{1}{2\pi p_T} \frac{d^2 N_{J/\psi}}{dp_T dy} \right)_{A+A}}{\left(\frac{1}{2\pi p_T} \frac{d^2 N_{J/\psi}}{dp_T dy} \right)_{p+p}}, \quad (1)$$

where $\langle N_{coll} \rangle$ is the average number of binary nucleon-nucleon collisions, and $\left(\frac{1}{2\pi p_T} \frac{d^2 N_{J/\psi}}{dp_T dy} \right)_{A+A}$ and $\left(\frac{1}{2\pi p_T} \frac{d^2 N_{J/\psi}}{dp_T dy} \right)_{p+p}$ are the invariant yields of the J/ψ meson in $A+A$ and $p+p$ collisions, respectively. The invariant yield is defined as

$$\frac{d^2 N_{J/\psi}}{2\pi p_T dp_T dy} = \frac{N_{J/\psi}^{\text{raw}}}{(2\pi p_T) \cdot \mathcal{A} \cdot \varepsilon \cdot \Delta p_T \cdot \Delta y}, \quad (2)$$

where $N_{J/\psi}^{\text{raw}}$ is the raw number of reconstructed J/ψ ; \mathcal{A} is the J/ψ kinematic acceptance which is defined as the ratio of number of events passed certain kinematic criteria to the number of events without any restrictions and it is highly dependent on its polarization; ε is the reconstruction efficiency of the J/ψ candidates; Δp_T and Δy are the corresponding bin widths in p_T and y of the J/ψ candidates, respectively.

However, to obtain the correct interpretation of the results needs extra cares since there are many effects affecting the R_{AA} measurements, for instance, the hot nuclear matter effects (HNM) which includes the suppression, regeneration, medium-induced energy loss, and formation time effect [3, 4] and the cold nuclear matter effects (CNM) which includes the

modification of parton density function, nuclear absorption, and co-mover effect [5]. One way to distinguish the HNM and CNM effects is comparing the R_{AA} and R_{pA} , as mentioned before, which are the nuclear modification factors in $A+A$ and $p+A$ collisions, respectively, and it is known that the CNM effect dominates in the low p_T region [6]. Therefore, it is extremely important to determine R_{AA} and R_{pA} carefully. Specifically, the detailed corrections on the invariant yields of the J/ψ candidates, including reconstruction efficiency and kinematic acceptance, play a crucial role. Since the kinematic acceptance correction on determination of the invariant yields is usually based on the unpolarized assumption in various collision systems, we provide a systematic study of the polarization effect on the R_{AA} measurements of the J/ψ meson in both forward rapidity and central barrel regions.

The paper is organized as follows: Section II shows the corrections on R_{AA} using proper polarization acceptance correction in the forward region using the ALICE and LHCb data. Section III shows the possible maximum effect on R_{AA} from the polarization in the central barrel region at the RHIC and LHC energies. Finally, conclusions are given in Section IV.

II. LESSONS LEARNED IN THE FORWARD REGION

The recent ALICE measurements on the J/ψ polarization in the forward rapidity (y) region, $2.5 < y < 4.0$, in Pb+Pb collisions at $\sqrt{s_{NN}} = 5.02$ TeV suggests that the J/ψ meson is slightly transversely and longitudinally polarized in the helicity and Collins-Soper frames at low p_T , respectively [7]; while J/ψ is slightly longitudinally unpolarized in the Collins-Soper frame in the similar y range, $2.0 < y < 4.5$, in $p+p$ collisions at $\sqrt{s} = 7$ TeV by the LHCb experiment [8]. Figure 1(a) and 1(b) show the polarizations of J/ψ measured in the helicity and Collins-Soper frames from ALICE and LHCb, respectively. The detailed definitions of these two frames can be found in Ref. [9]. These results indicate that heavy quarkonium might have different production mechanism in different collision systems.

The non-zero polarizations will affect the J/ψ kinematic acceptance (\mathcal{A}) correction in the invariant yield and this effect can be obtained by using Monte Carlo (MC) simulation. Figure 2(a) and 2(b) show the 2-dimensional (J/ψ p_T versus y) kinematic acceptance ratio of polarized J/ψ with the parameters from the ALICE measurements to the unpolarized J/ψ in both helicity and Collins-Soper frames, respectively. The p_T -dependent polarization parameters used in the acceptance are extracted using a linear function as shown in Fig. 1

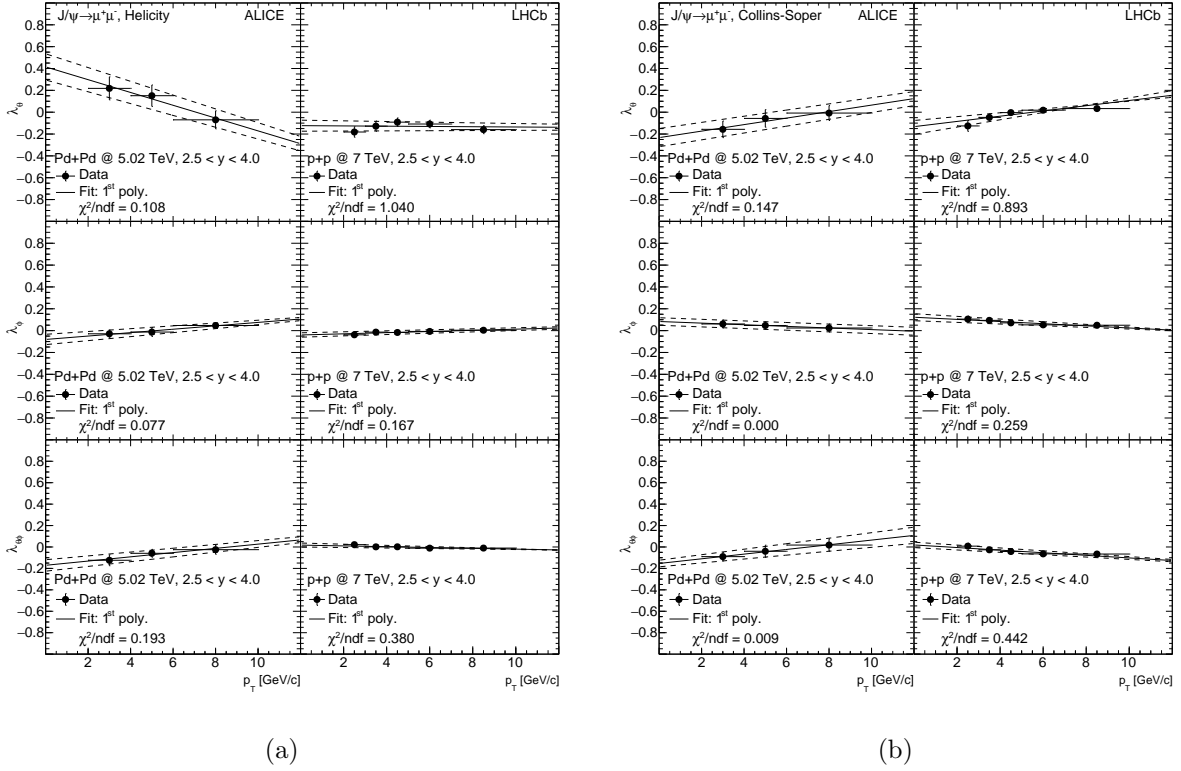


FIG. 1. The polarization parameters λ_θ , λ_ϕ , and $\lambda_{\theta\phi}$ as a function of p_T in (a) helicity and (b) Collins-Soper frame measured from ALICE in Pb+Pb Collisions at 5.02 TeV [7] and LHCb in $p+p$ collisions at 7 TeV [8]. The rapidity range for these measurements is $2.5 < y < 4.0$. Black lines are a linear function fits to the data points and dashed lines are linear functions fit to the upper and lower bound of the date points. Note that the data points from LHCb are plotted only in the same y region as ALICE.

(black lines). It is obvious that the kinematic acceptance can vary by $\sim 15\%$ ($\sim 12\%$) in the low p_T region and $\sim 8\%$ ($\sim 8\%$) in the high p_T region in helicity (Collins-Soper) frame. Therefore, using the kinematic acceptance of J/ψ with the appropriate polarization in the invariant yield correction would play an important role in the R_{AA} interpretation.

The R_{AA} can be corrected by replacing the invariant yield under the unpolarized assumption with the one used the appropriated acceptance correction. The corrected R_{AA} , $R_{AA}^{\text{corr.}}$,

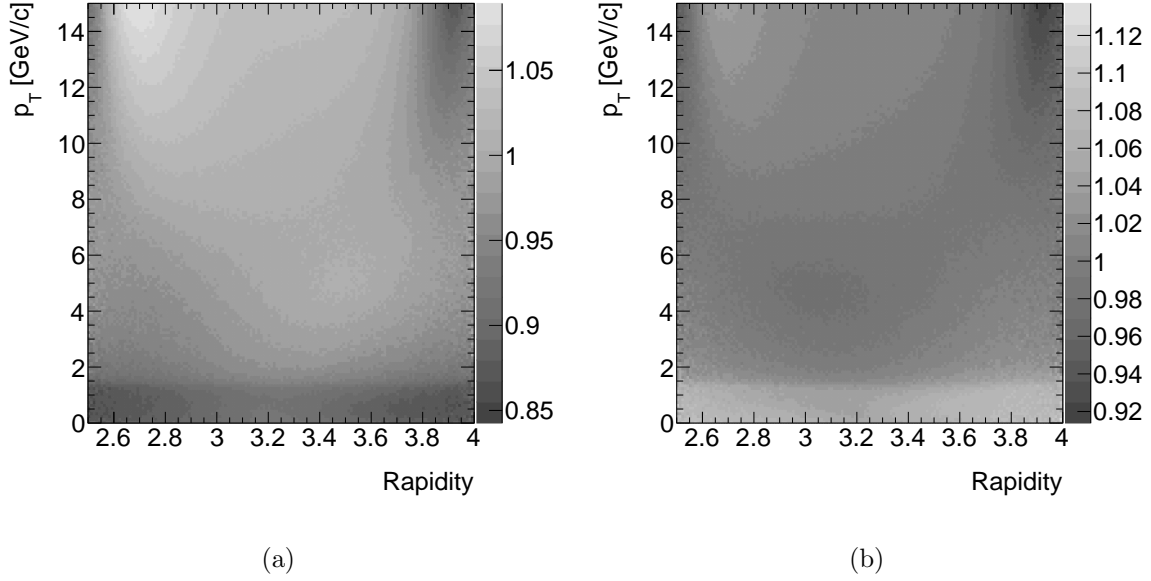


FIG. 2. The 2-dimensional (J/ψ p_T versus y) kinematic acceptance ratio of polarized J/ψ with the parameters from the ALICE measurements to the unpolarized J/ψ in (a) helicity and (b) Collins-Soper frame.

can be expressed as

$$\begin{aligned}
 R_{AA}^{\text{corr.}} &= R_{AA} \times \frac{C_{AA}^{p_T, y}}{C_{pp}^{p_T, y}} \\
 &= \frac{1}{\langle N_{coll} \rangle} \frac{\left(\frac{1}{2\pi p_T} \frac{d^2 N_{J/\psi}}{dp_T dy} \right)_{A+A}}{\left(\frac{1}{2\pi p_T} \frac{d^2 N_{J/\psi}}{dp_T dy} \right)_{p+p}} \times \frac{\left(\frac{N^{\text{input}}}{N^{\text{corr.}}} \right)_{A+A}^{p_T, y}}{\left(\frac{N^{\text{input}}}{N^{\text{corr.}}} \right)_{p+p}^{p_T, y}}, \quad (3)
 \end{aligned}$$

where $C_{AA(pp)}^{p_T, y}$ is the corresponding correction on the invariant yield in $A+A$ ($p+p$) collisions in a given p_T and y bin. It is defined as the ratio of N^{input} to $N^{\text{corr.}}$, where N^{input} is the number of events without any kinematic selections; while $N^{\text{corr.}}$ is the number of events with certain kinematic selections and applying acceptance correction which is based on the unpolarized assumption. Both N^{input} and $N^{\text{corr.}}$ can be obtained from the MC events with the p_T and y distributions obtained from the measurements [10], as well as the appropriate p_T -dependent polarization parameters. However, the y distribution in $A+A$ collisions is assumed to be the same as $p+p$ collisions due to the lack of information in heavy-ion collisions. Each event in MC is distributed in the phase space based on the following equation:

$$W(\cos \theta, \phi) \propto (1 + \lambda_\theta \cos^2 \theta + \lambda_\phi \sin^2 \theta \cos 2\phi + \lambda_{\theta\phi} \sin 2\theta \cos \phi), \quad (4)$$

where θ is the polar angle which is defined as an angle between the μ^+ momentum vector in the J/ψ rest frame and the given polarization axis, and ϕ is the azimuthal angle. To investigate the effect from the J/ψ polarizations in the forward region, the polarization parameters are assigned to be the p_T -dependent λ_θ , λ_ϕ , and $\lambda_{\theta\phi}$ from the ALICE and LHCb experiments [7, 8] in Pb+Pb and $p+p$ collisions, respectively. Figure 3 shows the $C_{AA(pp)}$ as a function of p_T in the helicity (left) and Collins-Soper (right) frame. The corrections for Pb+Pb and $p+p$ have larger discrepancy in the helicity frame than that of in the Collins-Soper frame as expected since the p_T -dependency of the polarization parameters have different trends in the helicity frame and similar ones in the Collins-Soper frame, as shown in Fig. 1. The shaded area reflects the uncertainty from the polarization measurements which is determined by a conservative estimation using the linear functions to fit the upper or lower points and assuming that the uncertainty is 100% correlated between data points, as shown in the dashed lines in Fig. 1.

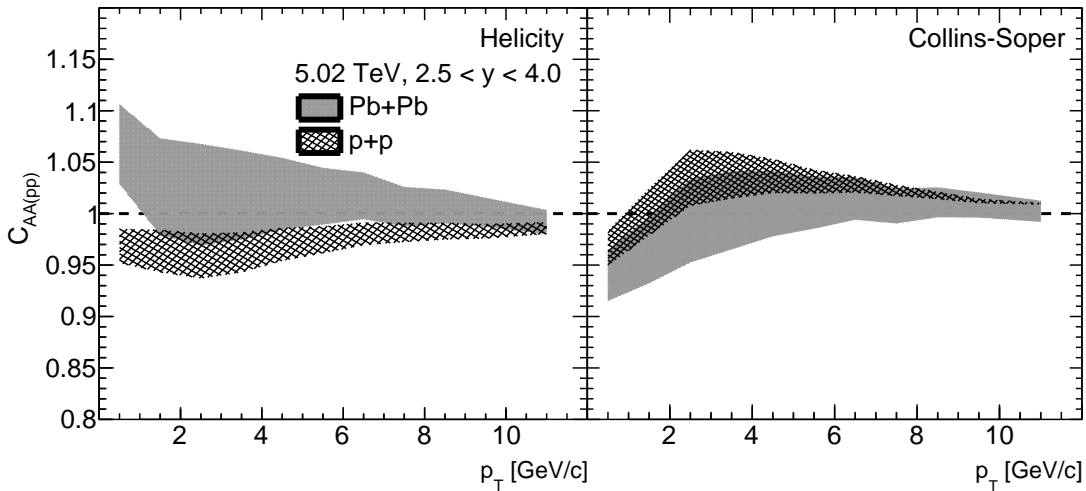


FIG. 3. The $C_{AA(pp)}$ as a function of p_T in the helicity (left) and Collins-Soper (right) frame in the forward rapidity range ($2.5 < y < 4.0$) at Pb+Pb 5.02 TeV. The shaded area is due to the uncertainty of the polarization measurements.

Finally, the corrected $R_{AA}^{\text{corr.}}$ can be obtained using Eq. 3. The original R_{AA} measurements from ALICE (black points) [11] and $R_{AA}^{\text{corr.}}$ (shaded bands) using the polarization parameters in the helicity and Collins-Soper frame as a function of p_T are shown in Fig. 4. The result shows that the correction in the low p_T region is not negligible (up to $\sim 16.2\%$) and this is

the place where the contributions from the CNM effect are most significant. On the other hand, the high p_T region is not affected significantly as expected. These results show that considering the effect from the polarization of J/ψ , namely applying the correction or adding an extra systematic uncertainty, is needed to give a more accurate interpretation.

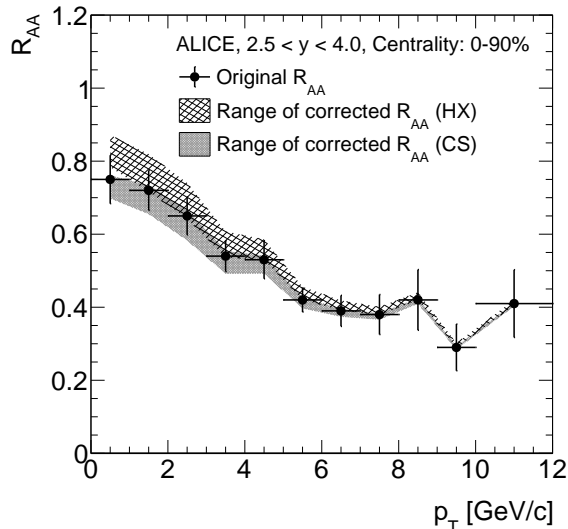


FIG. 4. The R_{AA} measurements from ALICE (black points) and the corrected ones (shaded bands) in the helicity and Collins-Soper frame as a function of p_T .

III. EXPECTED RESULTS IN THE CENTRAL BARREL REGION

To have a more clear picture of the J/ψ production and more insights of the QGP in heavy-ion collisions, understanding the correction of polarization effects in the central barrel region is also important. There are measurements of the J/ψ polarization from the STAR [12] and CMS [13] Collaborations in $p+p$ collisions at $\sqrt{s} = 200$ GeV and 7 TeV, respectively. Figure 5(a) and 5(b) show the polarization measurements from STAR and CMS, respectively.

However, there is no polarization of J/ψ measured in heavy-ion collisions in this kinematic region. Therefore, to have a comprehensive study of this effect, five extreme configurations are considered to cover the possible polarization phase space: (1) unpolarized, $\lambda_\theta = \lambda_\phi = \lambda_{\theta\phi} = 0$; (2) longitudinally polarized, $\lambda_\theta = -1, \lambda_\phi = \lambda_{\theta\phi} = 0$; (3) zero transversely polarized,

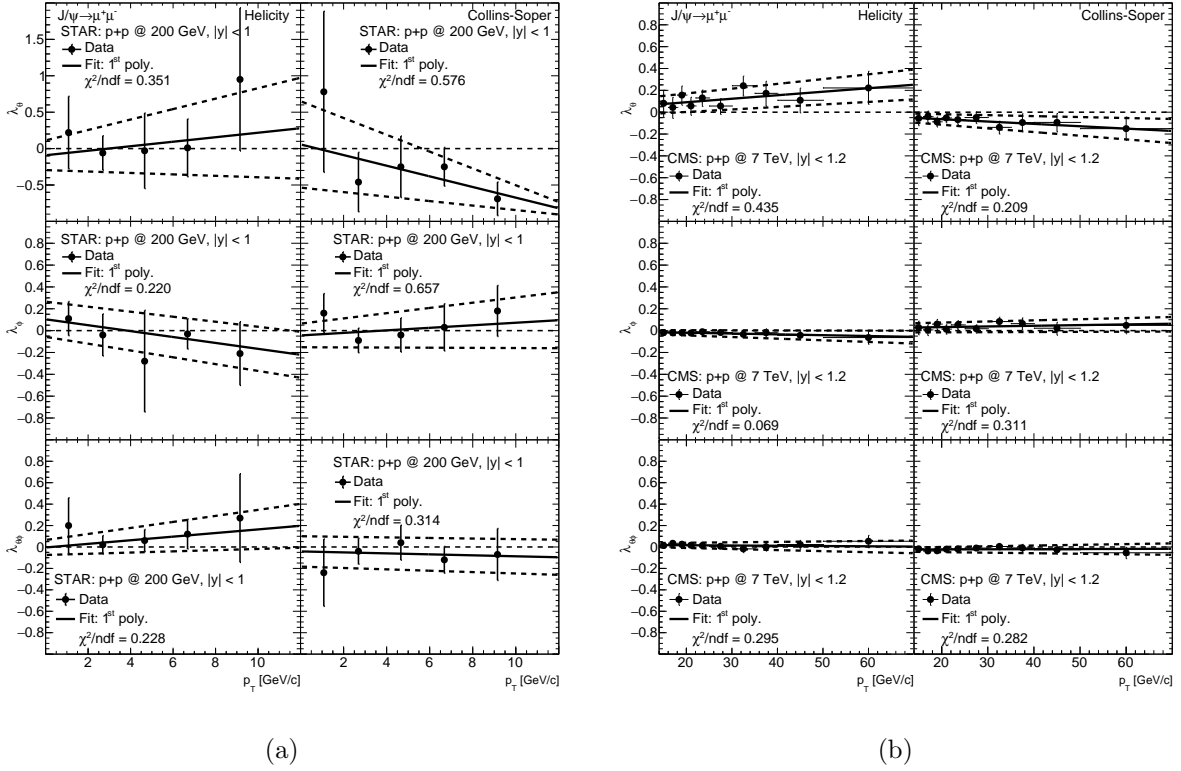


FIG. 5. The polarization parameters λ_θ , λ_ϕ , and $\lambda_{\theta\phi}$ as a function of p_T measured from the (a) STAR and (b) CMS measurements [12, 13]. The rapidity ranges for these measurements are $|y| < 1.0$ and $|y| < 1.2$ for STAR and CMS, respectively. Black lines are a linear function fits to the data points and dashed lines are linear functions fit to the upper and lower bound of the data points.

$\lambda_\theta = +1, \lambda_\phi = \lambda_{\theta\phi} = 0$; (4) positively transversely polarized, $\lambda_\theta = +1, \lambda_\phi = +1, \lambda_{\theta\phi} = 0$; and (5) negatively transversely polarized, $\lambda_\theta = +1, \lambda_\phi = -1, \lambda_{\theta\phi} = 0$. These choices of five extreme configurations are followed the ATLAS and STAR analyses of quarkonia production in $p+p$ collisions [14–16]. Same procedures are used as that of in the forward region and the systematic uncertainties are assigned from the measurements in the $p+p$ collisions [12] and aforementioned five extreme polarization configurations in the $A+A$ collisions.

The correction factors, $C_{AA(pp)}$, as a function of p_T in the helicity and Collins-Soper frame in the Au+Au collisions at $\sqrt{s_{NN}} = 200$ GeV ($p+p$ collisions at $\sqrt{s} = 200$ GeV) are shown in Fig. 6. It is important to notice that the correction in the Au+Au collisions in this kinematic region is extremely large, up to a factor of 6, in low- p_T region (< 3 GeV) and sizable, a

factor of 1.7, in the higher p_T region (~ 10 GeV). Note that the corrections are about 30% and 15% at low p_T and higher p_T , respectively, if only the longitudinal and zero transverse polarization scenarios are considered. Figure 7 shows the original R_{AA} and corrected $R_{AA}^{\text{corr.}}$ at the top RHIC energy, $\sqrt{s_{NN}} = 200$ GeV measured by the STAR experiment [17]. It shows large additional uncertainty might be needed to provide a clear picture of the QGP contribution if the polarization of J/ψ in the Au+Au collisions is unknown.

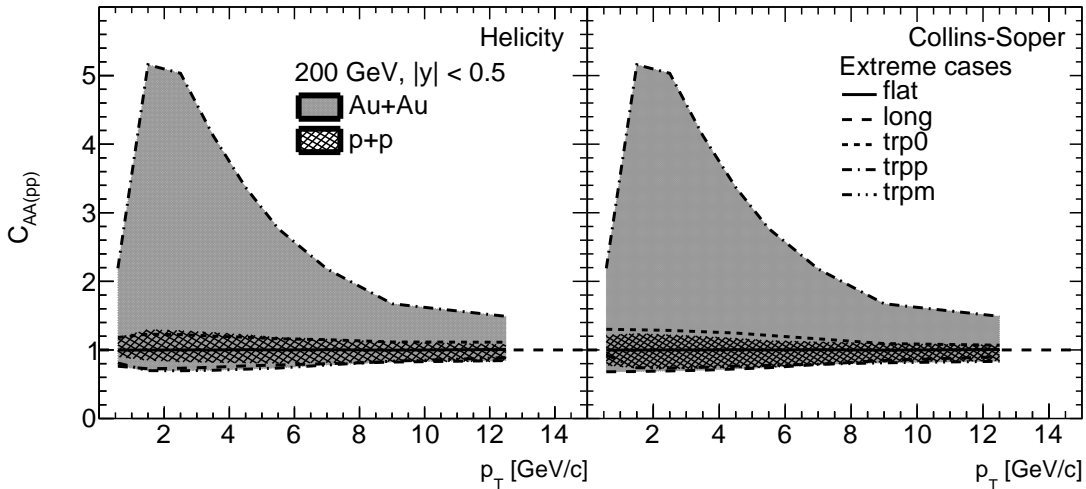


FIG. 6. The $C_{AA(pp)}$ as a function of p_T in the helicity (left) and Collins-Soper (right) frame in the central barrel range ($|y| < 1.0$) at Au+Au 200 GeV. The shaded area is due to the uncertainty of the polarization measurements. Different lines depict different polarization assumptions: “flat” is unpolarized, “long” is longitudinally polarized, “trp0” is zero transversely polarized, “trpp” is positively transversely polarized, and “trpm” is negatively transversely polarized. Please see the detailed descriptions on the polarization definitions in the text.

On the other hand, similar studies for the central barrel region at the LHC energy is also performed. The $C_{AA(pp)}$ as a function of p_T and the corrected $R_{AA}^{\text{corr.}}$ measured from the CMS experiment [18] are shown in Fig. 8 and 9, respectively. It is obvious that the correction in the $p+p$ collisions in the LHC is much smaller than that of in RHIC and it is because of the more precise measurement of J/ψ polarization in the LHC and the less affect from the polarization in the high p_T region. Although the corrections are smaller in the LHC, it is still sizable ($\sim 10\% - 70\%$) to affect the conclusion of the R_{AA} interpretation.

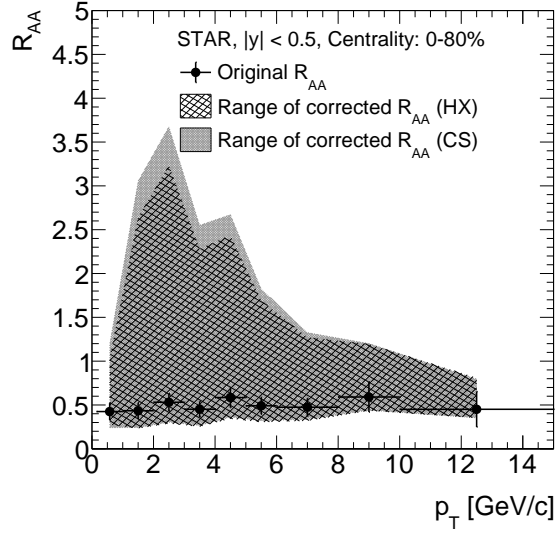


FIG. 7. The R_{AA} measurements from STAR (black points) and the corrected ones (shaded bands) in the helicity and Collins-Soper frame as a function of p_T .

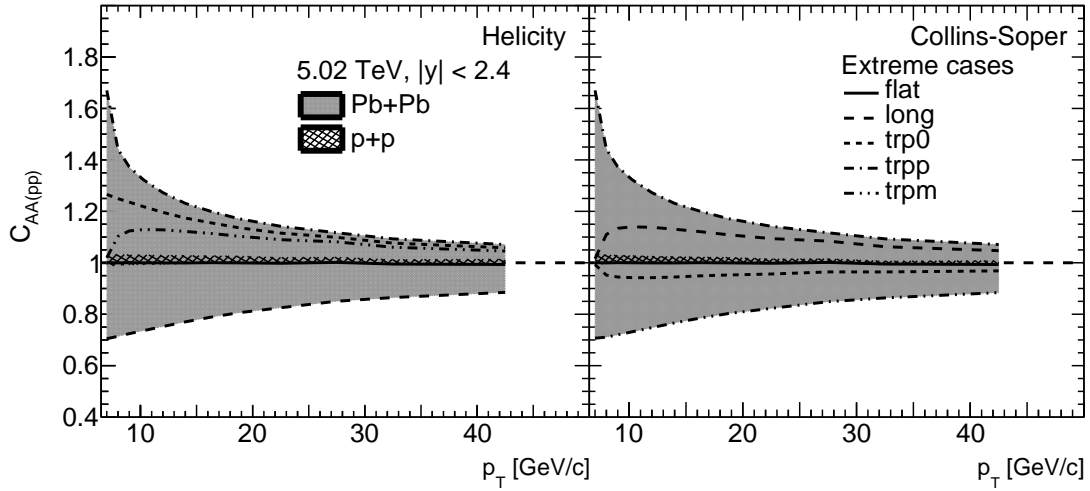


FIG. 8. The $C_{AA(pp)}$ as a function of p_T in the helicity (left) and Collins-Soper (right) frame in the central barrel range ($|y| < 1.2$) at Pb+Pb 5.02 TeV. The shaded area is due to the uncertainty of the polarization measurements. Different lines depict different polarization assumptions: “flat” is unpolarized, “long” is longitudinally polarized, “trp0” is zero transversely polarized, “trpp” is positively transversely polarized, and “trpm” is negatively transversely polarized. Please see the detailed descriptions on the polarization definitions in the text.

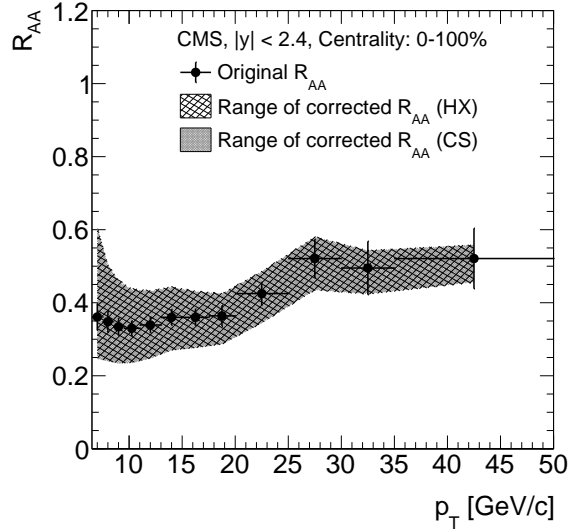


FIG. 9. The R_{AA} measurements from CMS (black points) and the corrected ones (shaded bands) in the helicity and Collins-Soper frame as a function of p_T .

IV. CONCLUSIONS

Heavy quarkonium plays an important role of understanding the basic properties of the QGP which can be quantitatively studied via the experimental observable R_{AA} . In order to have correct interpretation to disentangle the contributions from HNM and CNM effects on the measured R_{AA} , all the ingredients in the R_{AA} are needed to be determined carefully. In particular, the invariant yields are usually calculated under the assumption that quarkonium is unpolarized. However, the recent results on the polarization of the J/ψ meson in Pb+Pb collisions from the ALICE Collaboration indicate that J/ψ has slight but non-negligible transverse and longitudinal polarization in the helicity and Collins-Soper frame, respectively. This results warm us that the polarization effect on the kinematic acceptance correction might be important, particularly in the low p_T region.

In this paper, we present a systematic study of the polarization effect on the J/ψ R_{AA} in the forward rapidity region based on the recent ALICE and LHCb results, for Pb+Pb and $p+p$ collisions, respectively. The result shows that the correction on the measured R_{AA} with the unpolarized assumption can be up to $\sim 16.2\%$ in the helicity frame in the low p_T regions where the CNM contributes significantly. Additionally, we provide the expected estimations of possible maximum effects in the central barrel region at the RHIC and LHC energies.

The polarizations of J/ψ in the $p+p$ collisions at the RHIC and LHC energies are obtained from the STAR and CMS experiments. Due to the lack of measurement on J/ψ polarization in heavy-ion collisions at this kinematic regions, the five extreme cases of polarization are considered. The corrections on the measured R_{AA} in the central barrel region can be up to a factor of 6 in the low- p_T region (< 3 GeV) and $\sim 10\% - 70\%$ (8 – 20 GeV) in the high- p_T region. In conclusion, to provide better understanding on the QGP, using the appropriate polarization assumption in the kinematic acceptance correction is needed. Additionally, having more precise measurements of the quarkonium polarization in heavy-ion collisions is also very important to obtain the full picture of how quarkonium interacting with the QGP.

V. ACKNOWLEDGMENTS

We thank National Cheng Kung University for their support. This work was supported in part by the Ministry of Science and Technology of Taiwan and Higher Education Sprout Project from Ministry of Education of Taiwan. We thank Dr. Lijuan Ruan and Dr. Ron-grong Ma from Brookhaven National Laboratory for the useful suggestions. We also thank all the reviewers for the useful comments and suggestions.

-
- [1] J.J. Aubert *et al.* (E598 Collaboration), Phys. Rev. Lett. **33**, 1404 (1974).
 - [2] J.-E. Augustin *et al.* (SLAC-SP-017 Collaboration), Phys. Rev. Lett. **33**, 1406 (1974).
 - [3] T. Matsui and H. Satz, Phys. Lett. B **178**, 416 (1986).
 - [4] R. L. Thews, M. Schroedter, and J. Rafelski, Phys. Rev. C **63**, 054905 (2001).
 - [5] N. Brambilla *et al.*, Eur. Phys. J. C **71**, 1534 (2011).
 - [6] A. Adare, *et al.* (PHENIX Collaboration), Phys. Rev. C **87**, 034904 (2013).
 - [7] S. Acharya *et al.* (ALICE Collaboration), Phys. Lett. B **815**, 136146 (2021).
 - [8] R. Aaij *et al.* (LHCb Collaboration), Eur. Phys. J. C **73**, 2631 (2013).
 - [9] P. Faccioli, C. Lourenco, J. Seixas, and H.K. Wohri, Eur. Phys. J. C, **69**, 657 (2010).
 - [10] W. Zha *et al.*, Phys. Rev. C **93**, 024919 (2016).
 - [11] S. Acharya *et al.* (ALICE Collaboration), JHEP **2020**, 041 (2020).
 - [12] J. Adam *et al.* (STAR Collaboration), Phys. Rev. D **102**, 092009 (2020).

- [13] S. Chatrchyan *et al.* (CMS Collaboration), Phys.Lett. B **727**, 381 (2013).
- [14] G. Aad *et al.* (ATLAS Collaboration), Nucl. Phys. B **850**, 387 (2011).
- [15] G. Aad *et al.* (ATLAS Collaboration), Phys. Rev. D **87**, 052004 (2013).
- [16] J. Adam *et al.* (STAR Collaboration), Phys. Rev. D **100**, 052009 (2019).
- [17] J. Adam *et al.* (STAR Collaboration), Phys. Lett. B **797**, 134917 (2019).
- [18] A. M. Sirunyan *et al.* (CMS Collaboration), Eur. Phys. J. C **78**, 509 (2018).