

PreSizE: Predicting Size in E-Commerce using Transformers

Yotam Eshel, Or Levi, Haggai Roitman, Alexander Nus

eBay Research

Netanya, Israel

{yeshel,olevi,hroitman,alonus}@ebay.com

ABSTRACT

Recent advances in the e-commerce fashion industry have led to an exploration of novel ways to enhance buyer experience via improved personalization. Predicting a proper size for an item to recommend is an important personalization challenge, and is being studied in this work. Earlier works in this field either focused on modeling explicit buyer fitment feedback or modeling of only a single aspect of the problem (e.g., specific category, brand, etc.). More recent works proposed richer models, either content-based or sequence-based, better accounting for content-based aspects of the problem or better modeling the buyer's online journey. However, both these approaches fail in certain scenarios: either when encountering unseen items (sequence-based models) or when encountering new users (content-based models).

To address the aforementioned gaps, we propose PreSizE – a novel deep learning framework which utilizes Transformers for accurate size prediction. PreSizE models the effect of both content-based attributes, such as brand and category, and the buyer's purchase history on her size preferences. Using an extensive set of experiments on a large-scale e-commerce dataset, we demonstrate that PreSizE is capable of achieving superior prediction performance compared to previous state-of-the-art baselines. By encoding item attributes, PreSizE better handles cold-start cases with unseen items, and cases where buyers have little past purchase data. As a proof of concept, we demonstrate that size predictions made by PreSizE can be effectively integrated into an existing production recommender system, yielding very effective features and significantly improving recommendations.

CCS CONCEPTS

• Applied computing → Electronic commerce.

KEYWORDS

Size Prediction, Transformers, Deep-Learning

ACM Reference Format:

Yotam Eshel, Or Levi, Haggai Roitman, Alexander Nus. 2021. PreSizE: Predicting Size in E-Commerce using Transformers. In *Proceedings of the 44th International ACM SIGIR Conference on Research and Development in Information Retrieval (SIGIR '21)*, July 11–15, 2021, Virtual Event, Canada. ACM, New York, NY, USA, 10 pages. <https://doi.org/10.1145/3404835.3462844>

Permission to make digital or hard copies of all or part of this work for personal or classroom use is granted without fee provided that copies are not made or distributed for profit or commercial advantage and that copies bear this notice and the full citation on the first page. Copyrights for components of this work owned by others than ACM must be honored. Abstracting with credit is permitted. To copy otherwise, or republish, to post on servers or to redistribute to lists, requires prior specific permission and/or a fee. Request permissions from permissions@acm.org.

SIGIR '21, July 11–15, 2021, Virtual Event, Canada

© 2021 Association for Computing Machinery.

ACM ISBN 978-1-4503-8037-9/21/07...\$15.00

<https://doi.org/10.1145/3404835.3462844>

Date	Category	Size
2019-12	Baby/Toddler:Outfits & Sets	3-6 months
2020-05	Baby/Toddler:Outfits & Sets	12-18 months
2020-05	Baby/Toddler:Outfits & Sets	3T
2020-05	Baby/Toddler:Tops & T-Shirts	24 months
2020-05	Baby/Toddler:Outfits & Sets	24 months

Figure 1: Example of a dynamically changing size preference over a course of six months based on a given buyer's purchase history in toddler categories.

1 INTRODUCTION

The growth of the e-commerce fashion industry has driven forward a large body of research on new personalization problems. Among such problems is *size prediction*, which is the focus of our work.

Correctly predicting the size preferences of e-commerce buyers when recommending items can improve buying experience and result in less item returns. However, predicting the right size in e-commerce is not a trivial task for multiple reasons. First, the notion of size by itself is ambiguous due to the fact that there are different sizing schemes (e.g., EU, UK, US, etc.), different scales (e.g., numerical, (S...XL), (A...DD), etc.) and different usages of the term size ('shoe size', 'bottoms size', 'hosiery size', 'cup size', etc.). In addition, there are no clear size conversion charts, and size may vary between different brands (e.g., UK size 10 can be converted to both US size 6 and US size 8, depending on the brand). Moreover, buyers' own size preferences may change over time. Figure 1 illustrates such a real example taken from our data. In this example, the buyer's size preference for kids clothing has changed over a period of six months. As this example demonstrates, size preferences can be quite dynamic and even dramatically change over a short course of time. Lastly, a single account may be used by multiple buyers, having a multitude of size preferences, making the prediction task even harder.

The size prediction task has been addressed by several previous works in recent years and various solutions have been suggested. Earlier works have either relied on explicit buyers' fitment feedback or have trained specific prediction models that cover only a single aspect of the problem (e.g., a single brand, category, buyer segment, etc.). Yet, in a real-world e-commerce setting, buyers' fitment feedback is usually scarce; therefore, we utilize implicit feedback based on buyers' shopping journeys instead. Additionally, training a model for every brand or category does not scale well, considering the variety of merchandise that may be offered online. More recent work addressed a more realistic setup and proposed methods to model multiple aspects of the problem. However, these

works still suffer from cold-start issues, lacking the ability to handle either new buyers or novel items. Finally, almost all previous works do not explicitly model the temporality of a buyer’s shopping journey. Such a journey is commonly characterized by a sequence of items that were purchased by the buyer prior to the next item purchase time whose size we wish to predict.

Following previous work, we formulate the size prediction task as a multi-class classification problem over all size values which appear in the dataset. We propose **PreSizE**¹ – a novel size prediction framework that utilizes Transformers [19] in two main ways. First, we use a Transformer to capture the relationship between various item attributes (e.g., brand, category, etc.) and its purchased size. This Transformer basically co-embeds each item’s size property with its associated attributes. This in turn, allows to address cold-start cases, where learned size and attribute embeddings can be shared among items (and buyers) for better handling novel (unseen) items. Second, we utilize a second Transformer layer which captures the relationship between previous item purchases in a given buyer’s history and the size preference of the next item being bought.

Most previous works have utilized relatively small scale public datasets that include explicit buyer’s fitment feedback (e.g., Small, Fit, Large). Others have utilized in-house datasets while focusing only on specific item subsets (e.g., specific category or buyer segment). Instead, in this work, we use a proprietary large-scale dataset from the eBay e-commerce website, which is based on implicit feedback obtained from buyer purchase histories. Our dataset is unique, having both strong buyer-item usage sparsity and loose limitations on the sellers’ input. Overall, we evaluate PreSizE over items with rich attributes, spanning over multitude of departments (e.g., ‘Men’s’, ‘Women’s’, etc.), item types (e.g., ‘Tops’, ‘Bottoms’, etc.) and buyer account types (e.g., ‘Single Gender’, ‘Mixed Age’, etc.).

We evaluate PreSizE against previous state-of-the-art baselines and demonstrate its superior size prediction quality. Moreover, items in our dataset may have several size options and the size relevant to a specific buyer may not always be available. Using another large-scale eBay dataset, we further demonstrate that, PreSizE size predictions can be utilized as features for enhanced personalization, helping to capture the likelihood that an item will have available inventory with the relevant size for a given buyer. By doing so, we improve an existing production item recommendation service by a significant margin.

Overall, our contributions can be summarized as follows:

- We present PreSizE – a novel approach to predict buyers’ size preferences in e-commerce based on item purchase histories.
- Using a large-scale dataset from eBay website, we demonstrate the merits of PreSizE, significantly outperforming all previous approaches which tackled the same task.
- We show the impact of size prediction on a real item recommendation service deployed on the eBay website.

2 RELATED WORK

The size prediction task is a relatively new task and has been previously studied by several related works [4, 7, 8, 11, 12, 14–17]. We next briefly review related work, further emphasizing the main differences from our work.

A first line of related works [7, 12, 14, 15] focused on predicting size fitment from explicit buyer’s fit feedback (e.g., Small, Fit, Large). Among these works, Sembium et al. [14] have cast the size prediction task as an ordinal regression problem, where differences between true buyer and item sizes were fed into a linear model. The same authors [15] have extended their solution using a Bayesian regression model with ordinal categories. Guigourès et al. [7] have proposed a hierarchical Bayesian model that learns the joint probability of a buyer purchasing a given item size and its fitment. Misra et al. [12] have utilized a combination of ordinal regression and metric learning for better handling of class imbalance.

A second line of related works, sharing a similar problem setting, are those that have utilized attributes of buyers and their purchased items (e.g., category, brand, chest size, length, etc.) as implicit feedback for size prediction [1, 4, 11, 16, 17]. Such works are motivated by the fact that, explicit customer fit feedback is usually noisy (e.g., based on customer free text feedback on returned items) and sparse.

Among these works, Dogani et al. [4] have proposed the *Product Size Embedding* (PSE) neural collaborative filtering model. Within this model, item embeddings were learned for each possible size. Using an asymmetric modeling approach, buyers were then represented by items in their purchase history. Abdulla and Borar [1] trained a classifier for fitment prediction using a combination of observable and latent buyer and item features. Latent features were obtained using a skip-gram model learned over buyer purchase histories. The same model was extended in [17] for footwear size recommendation and enhanced with a probabilistic graphical model that considered brand similarities.

A notable limitation of all the aforementioned works, is the requirement to train a model for a specific category, brand or size, which does not scale well in real e-commerce settings, where a high variety of merchandise is common. Two recent works have further tried to overcome this limitation [11, 16]. Sheikh et al. [16] have proposed *SFNet* – a deep-learning based content-collaborative model for personalized size and fit recommendation. Similar to our work, the size prediction task was modeled as a multi-class classification problem trained over historical buyer-item interactions. Buyer and item latent embeddings were derived using a combination of embedding content features and applying feed-forward layers with skip connections. Lasserre et al. [11] have utilized a meta-learning approach, where buyers were represented by items in their purchase history and their attributes. Using embedded linear regression, both items and their purchased sizes were mapped into a latent space where they share a strong linear dependence. Yet, both [11, 16] and previously mentioned works so far do not consider the sequence of item purchase events in a given buyer’s history. As was illustrate in Figure 1, such modeling can allow to capture additional sequential patterns that better represent the buyer’s size preferences.

¹PreSizE stands for “Predicting Size in E-Commerce”.

In recent years, Transformers [19] have been highly adopted for their success in prediction over sequential tasks. Transformers have been initially applied with a great success in NLP tasks (e.g., BERT [3], GPT [13] and XLNet [21]). In the recommendation systems domain, Transformers have been primarily applied in sequence-based recommendation tasks [2, 6, 18, 20]. Given a sequence of item identities in the buyer’s history, Transformers were utilized for predicting the identity of the next buyer-item interaction. Yet, the goal of such prediction tasks is eminently different from that of the size prediction task.

To accommodate the sequential dependency in size prediction, in this work, we also utilize Transformers. Similar to our approach, Hajjar and Zhao [8] have recently utilized Transformers to encode the sequence of buyer’s purchases based on purchased item identities and their sizes. Yet no additional buyer or item attributes are considered in [8], which limits generalization into never-seen-before items (cold-start). In contrast, we use additional Transformer layers to generate item embeddings from their attributes without relying on item-ids. Using such additional Transformer layers allows to better capture the effect of item aspects (e.g., title, category, brand, etc.) on purchased item sizes and generalize into unseen items.

Finally, we further demonstrate the utilization of size prediction as an important feature for enhanced personalization, by training a recommendation model with size predictions outputted by our model. To the best of our knowledge, no prior work has explored this research direction.

3 SIZE PREDICTION FRAMEWORK

In this section we describe the details of our PreSizE size prediction framework. We first formulate the problem as a multi-class classification problem. We then describe the PreSizE model architecture and implementation details. We conclude this section with a short discussion of how PreSizE’s size predictions can be utilized as features within a downstream item recommendation task.

3.1 Problem Formulation

Let U denote a set of buyers and let I denote a set of items. For a given buyer $u \in U$ and her previously purchased items H_u (hereinafter referred to as the buyer’s purchase history), we formulate the size prediction problem as estimating $P(s|i, H_u)$, i.e., *the probability that the next item $i \in I$ that will be purchased by buyer u will be of size s .*

While a size variable s can be thought of as a continuous or ordered variable, in practice, sellers may use a mixture of overlapping, incompatible and discrete measurement systems which are not easily interpreted. As an example, lets consider numeric US and UK clothing sizes. Both size systems are ranging from 0 to low 20’s. However, some conversion tables will show that a UK size 10 should be converted to a US size 6, whiles others to 8. Sellers often do not specify the size system they use in a structured way, and even when they do, universal conversion tables themselves often disagree. In addition, enforcing even a partial ordering on sizes can be labour intensive and error prone.

To overcome such sizing complications, we treat size s as a categorical variable. We collect size measurements as strings, assigning

a unique id to each unique string. By using this approach, our size prediction problem becomes a multi-class classification problem.

We solve the size prediction problem by defining a model f , which is implemented in this work as a deep neural-network. Our goal, is to train f , such that the difference between the model’s size prediction and the observed size is minimized.

Formally, during train time, for a given item $i \in H_u$, let $H_u[<i]$ denote the sequence of items purchased by buyer u prior to item i ’s purchase time. Let $\hat{y}_{s_i} = f(H_u[<i], i)$ and y_{s_i} further denote item i ’s estimated and ground truth labels respectively.

We aim at minimizing the overall miss-classification loss:

$$Loss(U, I) = \sum_{u \in U} \sum_{i \in H_u} L(\hat{y}_{s_i}, y_{s_i}), \quad (1)$$

where $L(\hat{y}_{s_i}, y_{s_i})$ is calculated as the cross-entropy loss:

$$L(\hat{y}_{s_i}, y_{s_i}) = - \sum_j y_{s_i}[j] \log(\hat{y}_{s_i}[j]) \quad (2)$$

3.2 Model Architecture Overview

The architecture of the PreSizE deep neural-network is illustrated in Figure 2. The network is composed of four main steps. In the first step, we embed each item in the buyer’s purchase history and obtain its dense feature representation (embedding). Then, using the item embeddings along with their purchase times, we obtain a dense feature representation of the whole buyer’s purchase history. In parallel, we produce a context embedding of the target item for size prediction. Finally, both the buyer’s purchase history and context embeddings are fed into a classifier network which outputs the size (class) probability estimates.

During training, the buyer’s (purchase history) embedding sub-network learns to extract features describing the general size preferences of a particular buyer. On the other hand, the context embedding sub-network learns to extract features that allow the model to adjust such general size preferences to a particular item of interest. In this work, we obtain the various embeddings using Transformers [19], whose usage details will be detailed in Section 3.4.

A notable property of our architecture is that, while our model is trained end-to-end, the item embedding computation is independent for each item. Since most of the computation is done during item embedding, we can pre-compute such embeddings in an offline process. Then, during inference, we fetch relevant item embeddings and only compute the buyer and context embeddings on-the-fly. This is particularly attractive in a production environment, since inference can be done efficiently online without compromising on up-to-date buyer purchase histories.

3.3 Handling Data Sparsity

A distinctive characteristic of our setting is high sparsity of buyer purchase histories and of the purchased items themselves (as will be further discussed in Section 4.1.1). This fact entails that, during test time, we are likely to encounter many little-seen buyers and never-seen-before items. Such a setting has challenged previously proposed models [8] that rely on embedding item ids and buyer ids, and require enough training examples per item and buyer to learn useful latent features. To address this challenge, we encourage our

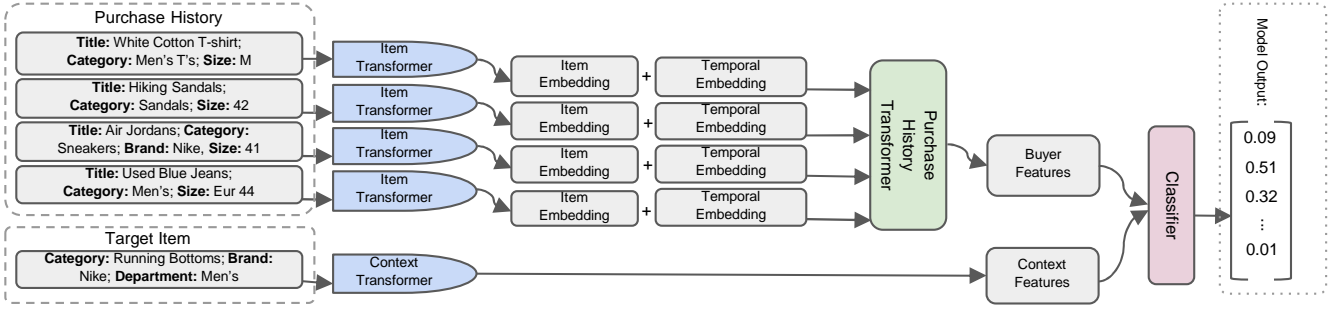


Figure 2: Overview of PreSizE architecture. (1) Item Transformer is used to obtain a representation of each item in the buyer’s purchase history. (2) Second Transformer is used to obtain a representation of the buyer’s entire purchase history. (3) Context Transformer (weight shared with Item Transformer) is used to represent the target item. (4) Classifier network is used to predict the most likely purchased size of the target item given buyer’s purchase history.

model to generalize based on explicit content features of items and buyers, rather than learning latent features directly. We, therefore, represent each buyer $u \in U$ by the sequence of purchased items in $H_u = ((i_1, d_1), \dots, (i_j, d_j), \dots)$, ordered by their purchase times d_j . Each item $i \in H_u$ is further represented by its set of attribute name-value pairs: $i = \{(n_{i1}, v_{i1}), \dots, (n_{il}, v_{il})\}$. We assume that the set of all possible attribute names is fixed, while attribute values may consist of arbitrary string lengths. In practice, our attributes include the item’s title, category, size measurements and 11 other features such as brand, country of manufacture and department. More details on the exact features will be discussed in Section 4.1.1.

3.4 Model Implementation

We next describe in detail the implementation of the various modules in the PreSizE neural-network.

3.4.1 Item Embedding. We first produce a dense feature representation of each item in the buyer’s purchase history. A schema of this step is depicted in Figure 3. Since we represent an item by its set of name-value attributes, and the length of attribute values may vary, we first tokenize the attributes. For a given attribute value v , let $t_1, \dots, t_{|v|}$ denote its sequence of token ids. We further extend each token id with its relative position $j \in [1, \dots, |v|]$ and the associated attribute-name id n to obtain a series of triplets:

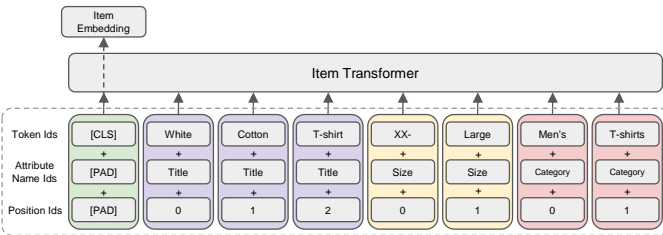


Figure 3: Generating content-based item embeddings. An item is represented as a set of attribute name-value pairs. Each attribute value is separately tokenized. Token sequences are then concatenated and fed to a Transformer along with positional and attribute name id embeddings.

$(t_1, 1, n) \dots (t_{|v|}, |v|, n)$. We then concatenate all triplet sequences to a single sequence describing the entire item. We use an embedding layer to embed each component of a given triplet (t_j, j, n) into corresponding dense vectors h_{t_j} , h_j and h_n . The triplet’s embedding is then obtained by summing up its sub-components’ embeddings (i.e., $h_{t_j} + h_j + h_n$). Following standard practice, we prepend a ‘[CLS]’ token embedding to this sequence and feed it into a stacked Transformer layer. We consider the Transformer’s output corresponding to the ‘[CLS]’ token as the resulting item’s embedding.

A Transformer is a widely used state-of-the-art attention-based model for processing textual input. We omit a detailed description of the Transformer model for brevity. For a detailed description, the reader is kindly referred to [19]. However, a noteworthy property of the attention model is that it is invariant to input order and requires positional embeddings to know the order of tokens in a sequence. We use this to our advantage by providing positional embedding relative to each attribute-value sequence only, supplemented by attribute (name) id embeddings. This allows our model to know which attribute each token belongs to and the ordering of tokens within each attribute value, but does not imply any artificial ordering of the attributes.

3.4.2 Buyer Embedding. In the second step of our model we obtain a representation of the buyer’s purchase history H_u . To this end, we introduce temporal-embeddings so our model is made aware of the ordering and time-based relevancy of past purchases. To obtain the temporal embeddings, we devise a simple method that avoids sparsity, yet allows our model to identify which purchases are more recent and which are further in the past. For each item $i \in H_u$, we first compute $d'_i = d_{ref} - d_i$: the days that elapsed between item i ’s purchase time d_i and the current target purchase time d_{ref} ². We then compute $\text{floor}(\log(d'_i))$ by rounding down the log of d'_i and consider this as its temporal id. This formulation allows the model to consider the scale of time elapsed since item i ’s purchase time, and therefore its time-based relevancy, while eliminating sparsity. We use an embedding layer to turn temporal ids into dense vectors.

²We note that, during training, the purchase time of the last item in H_u is used as the reference time d_{ref} .

Once we obtain the temporal embedding for each item in H_u , we combine it with the item’s embedding from the previous step by summing both embeddings together. To obtain the representation of the whole purchase history, we feed the sequence of the purchased item embeddings into a second stacked Transformer layer. We further prepend a ‘[CLS]’ token to our sequence and consider the Transformer’s output corresponding to the ‘[CLS]’ token as the representation (embedding) of the entire buyer’s purchase history.

3.4.3 Context Embedding. In the third step, we produce the context (features) representation for the target item. Context features allow our model to adjust the general size preferences of a given buyer into a size measurement that fits the particular target item. In practice, this step is identical to producing item embedding, with the exception that all the actual size measurements and the title of the target item are masked out. This masking is required to prevent label leakage during training, when our model is optimized to estimate the actual purchased size of the target item. The embedding and Transformer layers used for this step are weight-shared with those used in the item embedding step.

3.4.4 Classifier. In the final step, we obtain the size predictions. Here, we first concatenate the buyer’s purchase history and context embeddings. We then apply a 3-layer feed-forward network which transforms the concatenated embeddings into class probability estimates. We use Gaussian Error Linear Unit [9] (GELU) non-linearities after the first two hidden-layers and a softmax layer to compute the final class probabilities after the third layer.

3.5 Utilizing Predicted Sizes as Features

We conclude this section by making an observation that, apart from only predicting the right size of a given target item (for a given buyer), PreSizE’s predictions can be further utilized as personalization features for downstream tasks, such as item recommendation. In a recommendation task, we are given a buyer u , and an item i , where i can have multiple size options the buyer might purchase. We are interested in using PreSizE to generate features describing the likelihood of the available sizes of i will fit u ’s size preferences. These features can be then used by a recommender system to improve its recommendations. We expect such features to be extremely helpful in cases where item size inventory is only partial.

To generate such features, we first view the output scores of PreSizE’s final softmax layer as a probability distribution over the sizes a buyer is likely to buy of a given item. We then propose three size-prediction based features, namely: *total score*, *best score* and *best rank*. The *total score* feature represents the summation of PreSizE predictions over the available size inventory, capturing the probability that at least one size will match the buyer’s preference. The *best score* feature is calculated by computing the size option with maximum PreSizE predicted probability, assuming the buyer would prefer the best option. Finally, the *best rank* feature provides a smoothing over the likelihoods by replacing the score of the most probable available size with it’s rank among all possible

sizes. As we demonstrate in our experiments (Section 4.4), utilizing such additional size features within a downstream learning-to-rank setting, improves item recommendation.

4 EXPERIMENTS

To demonstrate the usefulness of our PreSizE framework, we conduct a wide array of experiments on data collected from the eBay e-commerce website. We start by describing our experimental setup. We then present our results for the main task of size prediction. We analyze our results across several important dimensions and perform an ablation study. We conclude this section with a proof of concept, demonstrating the utilization of our size-driven features for enhancing an existing real eBay item recommendation service.

4.1 Experimental Setup

4.1.1 Dataset. To empirically validate our model, we collect a large-scale dataset sampled from fashion purchases done between 6/1/2019 and 6/1/2020 on the US domain of eBay website. Our data consists of over 27M purchases made by 2.7M buyers and spans 210 fashion categories that include clothing, shoes and accessories categories. We next describe how we obtain and clean this data.

Since eBay is not a dedicated fashion site, we retain only buyers with some minimum interest in fashion items – those who have at least 5 fashion purchases over the given time period. For each item, we collect a set of attributes listed by the seller. These attributes include a free-text title (e.g., “Men’s Trainer Sneaker shoes, Sports Gym Casual Trainers, Outdoor Sneakers”), a category structured as a leaf in the platform’s category tree (e.g. ‘men:men’s shoes:sneakers’) and a list of attribute name-value pairs (e.g., ‘department:men’, ‘style:casual’, etc.).

Our platform allows sellers to list arbitrary attribute names and values. Hence, item attributes in our dataset are semi-structured with thick (and often noisy) long tails of attribute names and values. An implication of this is that, while most sellers (65%) list a general ‘size’ attribute (name), some sellers use a plethora of other attributes names such as ‘men’s size’, ‘shoe size’, ‘women shoe size’; each applying to between 0.1% and 5% of our data. To complicate things further, there is no strict boundary between different attributes. In particular, the ‘size’ attribute conflates with all other attribute names and often contains more data of specific size categories (e.g. ‘shoe sizes’) than the more specific attributes (e.g. ‘shoe size’). We, therefore, keep the general ‘size’ attribute along with 20 of the most common variations. However, to focus our experiments, we consider only the general ‘size’ attribute in our evaluations. Along with the size attributes, we include 11 other potentially useful attributes such as brand and gender. Table 1 lists all context attributes, and the percentage of samples they apply to.

A second outcome of our lax, semi-structured data, is having a long tail of attribute values. In particular the ‘size’ attribute contains over 125K unique strings, most of which are either completely uninformative (e.g. ‘one size’, ‘not applicable’) or belong to a plethora of variation and spelling mistakes of common size measurements (e.g. ‘xl’, ‘extra large’, ‘1-large’, ‘32womens’, ‘men 34’). We filter out such noisy values so our evaluations focus on size personalization, rather than forcing our model to sort out naming variations of essentially the same size. To facilitate this, we

Table 1: Context attributes and their coverage (% of samples they apply to)

Name	Coverage	Name	Coverage
Title	100%	Brand	44.0%
Category	100%	Occasion	29.7%
Department	74.7%	Manufacture Country	22.8%
Brand Type	60.0%	Fabric Type	14.1%
Style	59.6%	Season	10.7%
Material	53.1%	Gender	6.8%
Type	51.8%		

first filter a closed list of uninformative strings which do not describe a specific size measurement (‘one size’, ‘fits all’, ‘not applicable’ etc.). We next merge abbreviated forms of textual sizes with their elongated forms, e.g., ‘2x1’, ‘xx1’ and ‘extra extra large’, as these are very common variations. We then examine each category and for each attribute keep only unique values that appear at least 500 times and constitute at least 1% of all the values within that category. Finally, we retain only purchases where the purchased item has a size measurement listed by the seller. This aggressive filter results in removing 22% of our size labels spread over 10’s of thousands of unique strings, leaving 286 unique size labels.

Another distinctive feature of our data is a high degree of data sparsity. We find that 92% of the items are unique, constituting 58% of all purchases, appear only once within the entire dataset. In addition, over 78% of our buyers have less than 10 training purchases. These statistics suggest that during test time our model is likely to encounter many items it did not see before and many buyers which are only observed a few times in the training data.

4.1.2 Baselines. We evaluate PreSizE against two strong baselines [8, 16] which were previously reported to provide the best performance for this task. We further design three heuristic baselines to compare against PreSizE. All heuristics consider the most granular category an item belongs to and back-off up the category tree to less granular categories if we do not have any data for the more granular category.

- **Most Common Value (MCV):** This is a simple baseline that does not do any personalization. MCV returns $P(s|c)$ – the marginal probability of each size s within a given category c . MCV effectively selects the most common size from the most granular category of the target item.

- **Most Recent Value (MRV):** This baseline considers the buyer’s purchase history and selects the most recently purchased size within the target item’s category. Adhering to our back-off strategy, we start by looking at purchases within the most granular category of the target item, and back-off to less granular categories if the buyer did not purchase any item from the more granular category.

- **Personalized Most Common Value (PMCV):** This baseline is a personalized version of MCV and considers the marginal probability of each size within the buyer’s purchase history. Similar to the previous two baselines, PMCV looks only at items purchased from the same category as the target item and backs-off to less granular categories if no purchase is found.

- **SFNet [16]:** This baseline implements a deep neural-network that learns item and buyer embeddings, which are further joined with item-based explicit features. To this end, both buyer and item features go through a series of non-linear layers with skip connections. The intermediate embeddings are then concatenated and go through another series of non-linear layers with skip connections.

Unfortunately, the original SFNet implementation does not handle cold-start cases where a given item does not appear at all in the training data. Hence, to overcome this limitation, we restrict SFNet’s item embedding dictionary to include only item ids that appear at least 2 times in our training data and map all other item ids into a ‘[MISSING]’ embedding. Furthermore, we adjust some of the hyper-parameters suggested by the authors to ones that work better for our data. Specifically, we replace all tanh activations with ReLU activations, increase the embedding dimension to 64, increase the dimensions of the item and buyer pathways to (100, 50, 25) and the combined pathway to (50, 100, 200, 500). We further remove the L2 regularization, which we found not to be useful for our data.

- **Attention [8]:** This baseline uses an encoder-decoder framework based on Transformers [19]. A buyer’s history is represented as a sequence of item ids, sizes and temporal embeddings that are fed into an encoder Transformer, and the outputs of this encoder are then concatenated with the target item id embedding and fed into a decoder Transformer. Similar to PreSizE, this baseline uses a Transformer to attend to items in the buyer’s history, yet with the main difference of not using any explicit content-based features. As in the case of SFNet, we restrict the item-id dictionary to items appearing at least twice in the training data.

- **Attention+:** During our experiments we found that the Attention baseline on its own does not perform well on our data. We hypothesize this is due to the difficulty of learning implicit features from our strongly sparse data. To test this hypothesis we replace item id embeddings used by the Attention baseline with category embeddings. This baseline can be viewed as a hybrid between PreSizE and the Attention model. We denote this alternative baseline as Attention+ in our experiments.

4.1.3 Training and Hyper-parameters. PreSizE requires a significant number of hyper-parameters to tune owing to the complex nature of our data and usage of Transformers. During our preliminary experiments with the validation set, we found that except the choice of embedding size and learning rate, other hyper-parameters have little effect on our results. We, therefore, leave all other hyper-parameters at their implementation defaults or coarsely tuned.

Tokenization. Throughout our experiments, we use the HuggingFace³ implementation of the Byte-Pair Encoding (BPE) tokenizer to tokenize our strings. BPE is a state-of-the-art tokenizer extensively used in conjecture with neural-networks for its ability to avoid out-of-vocabulary tokens by breaking down unknown words to smaller n-grams. After tokenization, we either truncate or use a ‘[PAD]’ token to pad all sequences to 45 tokens, as we found this length suffice for 97% of items and provides a good performance/efficiency trade-off. Unless otherwise stated, we use up to 25 most recent purchases in a buyer’s history, as we found this to be

³<https://huggingface.co/>

Table 2: Comparison of PreSizE performance to the baselines on the size prediction task. PreSizE outperforms all baselines. All bold results are statistically significant.

	Micro Precision	Macro Precision	Macro Recall	Macro F1
PreSizE	50.8%	51.8%	47.1%	47.7%
Attention	38.0%	33.3%	19.9%	23.2%
Attention+	47.4%	32.2%	24.1%	25.4%
SFNet	40.3%	47.9%	43.4%	44.0%
PMCV	40.3%	24.4%	19.7%	20.4%
MRV	36.3%	23.0%	18.6%	19.1%
MCV	21.1%	4.4%	5.2%	3.7%

more than enough (a detailed evaluation is provided in Section 4.3).

Architecture. Unless otherwise stated, we use a hidden layer dimension of $d = 512$ in all embedding and attention layers; and set the Transformer feed-forward dimension to $4 \times d$. We use GELU activation both in the Transformer hidden layers and in the classifier layers; except in the final layer, where we use softmax to produce a probability-like distribution over class predictions. Both the item and history Transformers use 4 stacked Transformer layers and 8 attention heads. The final classifier module has hidden dimensions of $(2 \times d, d, d/2, n)$ where $n = 286$ is the number of output classes.

Training. We use Pytorch⁴ for all our experiments. We use the Adam optimizer [10] for Stochastic Gradient Decent (SGD) optimization and mini-batches of 128 samples. All optimizer hyperparameters are left at their Pytorch defaults; except the learning rate, which we empirically set to an initial value of $10e-5$. To control our learning rate during training, every 1K training iterations we measure our model’s performance on a 15K sample of the validation set. Whenever the loss does not decrease for 10 consecutive measurements, we decrease the learning rate by a factor of 2. We halt training when the learning rate drops below $10e-7$.

4.1.4 Evaluation Protocol and Metrics. We split our dataset over time: we reserve the last 5 days in the data as a test set, the 5 days prior to that as a validation set and the rest are used as a training set. We train PreSizE and the baselines on the training set and use the validation set to control the learning rate. We evaluate prediction performance using standard multi-class classification metrics. We consider micro and macro-averaged versions of precision, recall and F1 metrics. Micro averaged metrics average over all instances and are, therefore, less sensitive to smaller categories. On the other hand, macro averaged metrics are averaged over categories, giving more weight to smaller categories. Due to class symmetry in multi-class classification, the micro averaged precision, recall and F1 metrics are equal and hence we only report micro precision. To evaluate statistical significance, we use paired Student’s t-test ($p < 0.05$) for micro precision and paired bootstrap test ($p < 0.05$) for the macro metrics [5]. We further apply Bonferroni correction in all cases.

⁴<https://pytorch.org/>

4.2 Size Prediction Results

We next describe the main results of comparing PreSizE to the baselines, analyzing the results on three key dimensions: *Departments and Item Types*, *Generalization to Unseen Items* and *Account Types*.

4.2.1 PreSizE vs. Baselines. We compare the performance of PreSizE to the baselines in Table 2. Overall, PreSizE significantly outperforms all baselines by wide margins. Compared to the next best performing baseline, PreSizE has gained at least +7% better performance in all quality metrics. In particular, we find both SFNet [16] and the Attention [8] baselines, which rely on learning implicit features of either buyers or items, do not perform well on our data. On the other hand, our modified Attention baseline (Attention+) shows that, by replacing the sparse item ids with category ids, this baseline can achieve a much better generalization. This suggests that sparsity is indeed a major consideration with our data and that using explicit features, such as category, can address this problem.

4.2.2 Departments and Item Types. Large e-commerce platforms, such as eBay, host extremely diverse catalogs of items and cater to diverse groups of buyers which do not necessarily follow similar patterns. To gain a deeper insight into the challenges of size personalization, we would like to break down and examine our data along multiple axes. We consider two such axes: item departments and item types. We classify items to four departments: Men’s, Women’s, Unisex and Kid’s, where the last is anywhere from toddlers to youth. In addition, we classify items by five types: Tops, Bottoms, Dress/Skirt, Footware and Other.

4.2.3 Generalization to Unseen Items. Given the aforementioned classification, a second question arises: can PreSizE make size predictions for novel (unseen) items? Specifically, an interesting question is whether PreSizE can generalize from one item type to another, and from one department to another. To evaluate this, we separate cases where a buyer bought an item from a ‘Novel’ department or item type which she did not purchase from before, forcing our model to generalize from one type of items to a different one (e.g., from ‘shoe size’ to ‘shirt size’, or from Men’s to Women’s). We contrast these from ‘Observed’ cases, where the buyer did purchase an item from the same department or item type.

We summarize PreSizE and baselines performance over these item groups in Table 3. Looking at the ‘Observed’ column, we can see that while PreSizE consistently outperforms all baselines, not all departments and item types behave the same. Specifically, Kid’s items are significantly more challenging than all adult items, while Men’s sizes are the least challenging. We further observe a significant variance among item types, where Tops are the least challenging and Footware are the most. Such differences can be attributed to the nature of the data itself, where some categories (e.g., Shoes) are more nuanced than others (e.g., Shirts).

Looking at the ‘Novel’ column, we see that, the performance of PreSizE and all baselines significantly drops in these challenging situations. However, PreSizE significantly outperforms the baselines in almost all cases. In particular, PreSizE outperforms the non-personalized MCV heuristic, suggesting that the former can indeed generalize to unseen purchased categories. A notable observation is further made for Footware items, where PreSizE struggles to generalized from other clothing items into footware items, but

Table 3: Evaluation by item categories, on observed and novel item types. Per department and item type, the underlined and bold values denote the best results for the observed and novel cases, respectively. * denotes statistically significant results.

	PerSizE		Attention		Attention+		SFNet		PMCV		MCV	
	Observed	Novel	Observed	Novel	Observed	Novel	Observed	Novel	Observed	Novel	Observed	Novel
Mens	<u>57%*</u>	31.4%*	43.5%	20.5%	53.5%	25.7%	45.4%	31.9%*	45.4%	24.1%	24.9%	23.9%
Womens	<u>49.8%*</u>	29.7%*	37.5%	17.5%	47.2%	26.4%*	39.1%	27.7%*	40.6%	22.0%	20.1%	21.9%
Kids	<u>41.9%*</u>	26.2%*	24.1%	7.6%	38.4%	19.8%	29.3%	22.0%*	29.7%	14.5%	9.0%	13.9%
Unisex	<u>56.4%*</u>	51.0%*	42.0%	32.8%	45.8%	32.7%	50.9%*	46.7%*	41.0%	25.3%	25.0%	23.1%
Tops	<u>57.4%*</u>	35.7%*	51.3%	22.6%	56.3%*	34%*	46.7%	27.7%	51.2%	17.6%	25.8%	25.3%
Bottoms	<u>52.2%*</u>	29.2%*	29.2%	15.4%	49.4%	22.2%	35.5%	24.2%	42.1%	14.1%	10.3%	11.5%
Dress/Skirt	<u>46.7%*</u>	32.3%*	39.5%	23.9%	44.6%	28.2%*	36.0%	24.3%	39.6%	20.5%	17.5%	16.5%
Footware	<u>49.4%*</u>	19.1%*	16.7%	2.1%	48.8%*	20.3%*	29.2%	16.7%*	37.3%	4.0%	16.0%	14.7%*

Table 4: Size prediction performance by account types. All bold results are statistically significant.

		PreSizE	Attention	Attention+	SFNet	PMCV	MCV
Single Gender Accounts	Men’s Items	58.2%	45.1%	53.9%	46.8%	45.7%	24.6%
	Women’s Items	49.8%	37.3%	46.6%	38.7%	40.0%	19.5%
Mixed Gender Accounts	Men’s Items	53.6%	39.1%	50.5%	42.4%	42.9%	25.0%
	Women’s Items	48.0%	35.1%	45.7%	38.3%	39.0%	19.6%
Single Age Group Accounts	Adult Items	52.4%	39.9%	49.0%	41.9%	42.1%	22.0%
	Kids Items	43.6%	31.7%	38.5%	31.3%	31.0%	7.9%
Mixed Age Group Accounts	Adult Items	49.0%	34.6%	45.9%	38.1%	38.6%	22.4%
	Kids Items	41.4%	22.2%	38.2%	28.9%	29.2%	9.4%

still manages to perform some personalization and beats the non-personalized MCV heuristic by 4.4%. Another interesting observation is made for the Attention baseline, which performs poorly on Novel cases with the lack of explicit features. On the other hand, those baselines that do use explicit features (i.e., Attention+, SFNet) perform much better. These results demonstrate the importance of using explicit features to improve generalization in such settings.

4.2.4 Account Types. Next, we examine our data from the target audience demographic perspective and divide it by apparent gender and age group of buyer accounts. We define apparent gender and age group of an account in terms of the item categories in its purchase history. ‘Kids’ accounts are, therefore, accounts purchasing only from the kids category; while ‘Adult’ men and women accounts are accounts purchasing only from men’s and women’s categories, respectively. Accounts purchasing from both men’s and women’s categories are termed ‘Mix-Gender’; while accounts purchasing from both kids and adults categories are termed ‘Mixed-Age Group’. We summarize PreSizE and baselines performance by account and item categorizations in Table 4. Overall, PreSizE performs well on all account categorizations. As we would expect, PreSizE performance degrades for mixed accounts, yet it still performs well in all cases and outperforms all baselines. We attribute PreSizE’s success to its ability to attend to specific purchases within the buyer’s history based on features such as category and gender.

4.3 Ablation Study

We next perform an extensive set of experiments and ablations of PreSizE to identify which components and features contribute the most to its performance. Throughout this section, all results are obtained by training each model five times using different seeds to randomly initialize model weights and reporting the average performance. We do this in order to reduce the variance of reported numbers, as we found that our results may vary by as much as 1% for different seeds.

4.3.1 Embedding Size. We vary the embedding dimension of the model, which effectively determines its size in terms of parameter count. We report results in Table 5, where we can clearly see that, increasing the embedding dimension significantly improves PreSizE performance. In particular, we find large improvements in Macro F1, as the embedding dimension increases. This shows that larger models are particularly better at fitting less frequent categories.

4.3.2 Purchase History Length. We plot in Figure 4 the impact of the number of items in a buyer’s history on model performance. We can see that, PreSizE can identify the correct size with 40% precision using as little as a single item in the buyer’s purchase history. However, precision improves significantly with more history items and peaks at around 15 items. Comparing PreSizE to baselines, and especially Attention+, shows that PreSizE performs better both overall and particularly when the buyer has less items in her purchase history.

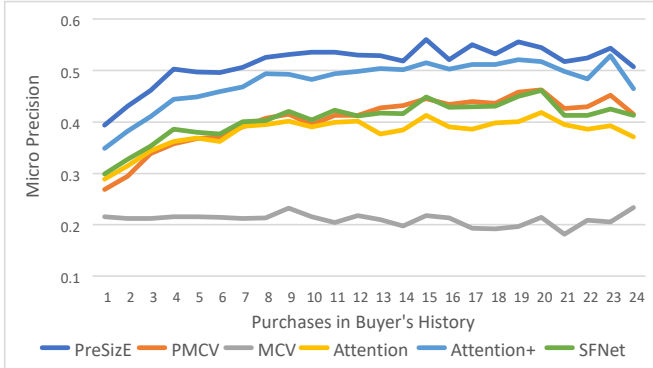


Figure 4: PreSizE performance by history length

4.3.3 *Component Analysis.* We continue to perform an ablation by removing different parts of PreSizE and observing the impact on its performance. Due to the large number of models fitted in this experiment, and to reduce cost and resource usage, we use a lowered embedding dimension size of 128 throughout the experiment.

Table 5: PreSizE performance by embedding dimension. Model parameter counts (model size) are noted as well.

Embedding size	Parameter Count	Micro Precision	Macro F1
32	1.1M	44.5%	20.3%
64	2.5M	47.8%	34.7%
128	6M	49.2%	41.0%
256	16M	50.3%	45.3%
512	48M	50.8%	47.7%

We report the results of the ablation in Table 6. First, we observe that, rich context features are essential for good performance. Moreover, removing the temporal embeddings degrades the performance by 0.5%. This suggests that, PreSizE can (at least partially) model temporal changes in size preferences.

Among the rest of our features, Category, Brand and Style are the most impactful. In particular, using Category alone achieves 46.2% and the rest of the features amounts to 3% additional improvement. Yet, removing any single feature does not degrade performance by much. This suggests that, no single feature contains information that cannot be mostly extracted from other features (e.g., Department and Gender can be deduced from the Category).

4.4 Using Size Prediction for Similar Items Recommendation

We conclude this section by demonstrating the merits of utilizing PreSizE’s derived size prediction features (see again Section 3.5) for enhancing a real downstream eBay recommendation service. To this end, we perform an offline evaluation of eBay’s similar items recommendation service, focusing on the Fashion domain.

Most e-commerce websites have an item page containing a module of *Similar Items* which recommends items that are similar to the

Table 6: Ablation study of PreSizE, where we remove each part/feature of the model and observe effects on its performance. Numbers in parenthesis denote the opposite: PreSizE performance when removing all features but one.

Part of Model/Feature removed	Micro-Precision
All Features (No Features)	49.2% (36.4%)
- All Context Features	36.5% (-)
- Temporal Embedding	48.7% (-)
- Category	48.3% (46.2%)
- Brand	48.8% (39.2%)
- Style	48.9% (42.3%)
- Occasion	49.1% (36.7%)
- Country of Manufacture	49.1% (36.3%)
- Fabric Type	49.1% (37.4%)
- Department	49.2% (37.7%)
- Gender	49.2% (36.5%)
- Material	49.2% (37.5%)
- Type	49.2% (40.9%)
- Title	49.2% (36.4%)
- Brand-Type	49.3% (36.7%)
- Season	49.3% (36.2%)

featured item. The existing model for similar items recommendation on the item page at eBay considers hundreds of buyer-based, seller-based and item-based features. We next propose to extend the buyer-based features with the additional set of size prediction features (*total score*, *best score* and *best rank*). The recommender’s model is optimized for item purchases, ranking higher items that are more likely to be purchased by the buyer.

We next compare the performance of the similar items recommendation model when adding the size prediction features against the existing model. To further assess the advantage of using a complex model such as PreSizE, we compare PreSizE-based features to similar features extracted using an effective, yet simpler, heuristic. Specifically we extract the same features from the PMCV baseline, which was shown in Section 4.2.1 to be an effective baseline, and compare the same item recommendation model trained with these features. We sample from two weeks of item impressions data between 10/17/2020 and 10/30/2020 from the logs of eBay’s similar items recommendation module, one for training and one for held-out evaluation. The size prediction features are calculated for each buyer in our data based on her history of purchases in the last year prior to the two-week experiment period. We consider several recommendation quality metrics. The first is the relative gain in *Sale Rank*: the average rank of the top purchased item in the results set. The two other metrics are the relative gain in *Purchase-Through Rate* (PTR) and *Normalized Discounted Cumulative Gain* (NDCG), both measured considering the top-5 results.

We report the results of our evaluation in Table 7. As we can observe, using size prediction features derived from PreSizE provides significantly better recommendation quality than using those derived from PMCV.

Table 7: Gain in item recommendation quality with the PMCV baseline size features and PreSizeE features compared to not using any size features

Method	Sale Rank	PTR@5	NDCG@5
PMCV Features	+0.73%	+0.49%	+0.41%
PreSizeE Features	+2.10%	+2.02%	+1.57%

5 CONCLUSIONS

We proposed PreSizeE, a deep learning framework designed to predict buyer’s size preference in e-commerce. PreSizeE uses Transformers for content-based and sequence-based size prediction. To validate PreSizeE, we performed a large array of experiments on e-commerce data, showing that its performance transcends that of state-of-the-art baselines. We attribute PreSizeE’s success to effective usage of explicit content-based features, and support this by an extensive ablation experiment.

We further demonstrated the importance of size prediction in improving downstream item recommendation services in e-commerce. Specifically, we used PreSizeE’s size predictions as features to improve an existing learning-to-rank item recommendation service at eBay. We showed that, these features can significantly improve the existing service’s performance as well as outperform size features generated by a strong heuristic baseline.

REFERENCES

- [1] Ghani Mohammed Abdulla and Sumit Borar. 2017. Size Recommendation System for Fashion E-commerce. In *Proceedings of KDD’2017 Machine learning meets fashion workshop*.
- [2] Qiwei Chen, Huan Zhao, Wei Li, Pipei Huang, and Wenwu Ou. 2019. Behavior sequence transformer for e-commerce recommendation in alibaba. In *Proceedings of the 1st International Workshop on Deep Learning Practice for High-Dimensional Sparse Data*. 1–4.
- [3] Jacob Devlin, Ming-Wei Chang, Kenton Lee, and Kristina Toutanova. 2018. Bert: Pre-training of deep bidirectional transformers for language understanding. *arXiv preprint arXiv:1810.04805* (2018).
- [4] Kallirroi Dogani, Matteo Tomassetti, Saúl Vargas, Benjamin Paul Chamberlain, and Sofie De Cnudde. 2019. Learning Embeddings for Product Size Recommendations. In *eCOM@SIGIR*.
- [5] Rotem Dror, Gili Baumer, Segev Shlomov, and Roi Reichart. 2018. The Hitchhiker’s Guide to Testing Statistical Significance in Natural Language Processing. In *Proceedings of the 56th Annual Meeting of the Association for Computational Linguistics (Volume 1: Long Papers)*. Association for Computational Linguistics, Melbourne, Australia, 1383–1392. <https://doi.org/10.18653/v1/P18-1128>
- [6] Elisabeth Fischer, Daniel Zoller, Alexander Dallmann, and Andreas Hotho. 2020. Integrating Keywords into BERT4Rec for Sequential Recommendation. In *KI 2020: Advances in Artificial Intelligence*, Ute Schmid, Franziska Klügl, and Diedrich Wolter (Eds.). Springer International Publishing, Cham, 275–282.
- [7] Romain Guigourès, Yuen King Ho, Evgenii Koriagin, Abdul-Saboor Sheikh, Urs Bergmann, and Reza Shirvany. 2018. A Hierarchical Bayesian Model for Size Recommendation in Fashion. In *Proceedings of the 12th ACM Conference on Recommender Systems* (Vancouver, British Columbia, Canada) (*RecSys ’18*). Association for Computing Machinery, New York, NY, USA, 392–396. <https://doi.org/10.1145/3240323.3240388>
- [8] Karl Hajjar and Zhao Alex. 2020. Attention gets you the right size and fit in fashion. In *Second Workshop on Recommender Systems in Fashion-fashionXrecsys2020*.
- [9] Dan Hendrycks and Kevin Gimpel. 2016. Gaussian error linear units (gelus). *arXiv preprint arXiv:1606.08415* (2016).
- [10] Diederik P. Kingma and Jimmy Ba. 2015. Adam: A Method for Stochastic Optimization. In *3rd International Conference on Learning Representations, ICLR 2015, San Diego, CA, USA, May 7-9, 2015, Conference Track Proceedings*, Yoshua Bengio and Yann LeCun (Eds.). <http://arxiv.org/abs/1412.6980>
- [11] Julia Lasserre, Abdul-Saboor Sheikh, Evgenii Koriagin, Urs Bergman, Roland Vollgraf, and Reza Shirvany. 2020. Meta-Learning for Size and Fit Recommendation in Fashion. In *Proceedings of the 2020 SIAM International Conference on Data Mining*. SIAM, 55–63.
- [12] Rishabh Misra, Mengting Wan, and Julian McAuley. 2018. Decomposing Fit Semantics for Product Size Recommendation in Metric Spaces. In *Proceedings of the 12th ACM Conference on Recommender Systems* (Vancouver, British Columbia, Canada) (*RecSys ’18*). Association for Computing Machinery, New York, NY, USA, 422–426. <https://doi.org/10.1145/3240323.3240398>
- [13] Alec Radford, Jeff Wu, Rewon Child, David Luan, Dario Amodei, and Ilya Sutskever. 2019. Language Models are Unsupervised Multitask Learners. (2019).
- [14] Vivek Sembium, Rajeev Rastogi, Atul Saroop, and Srjana Merugu. 2017. Recommending Product Sizes to Customers (*RecSys ’17*). Association for Computing Machinery, New York, NY, USA, 243–250. <https://doi.org/10.1145/3109859.3109891>
- [15] Vivek Sembium, Rajeev Rastogi, Lavanya Tekumalla, and Atul Saroop. 2018. Bayesian Models for Product Size Recommendations. In *Proceedings of the 2018 World Wide Web Conference (Lyon, France) (WWW ’18)*. International World Wide Web Conferences Steering Committee, Republic and Canton of Geneva, CHE, 679–687. <https://doi.org/10.1145/3178876.3186149>
- [16] Abdul-Saboor Sheikh, Romain Guigourès, Evgenii Koriagin, Yuen King Ho, Reza Shirvany, Roland Vollgraf, and Urs Bergmann. 2019. A Deep Learning System for Predicting Size and Fit in Fashion E-Commerce. In *Proceedings of the 13th ACM Conference on Recommender Systems* (Copenhagen, Denmark) (*RecSys ’19*). Association for Computing Machinery, New York, NY, USA, 110–118. <https://doi.org/10.1145/3298689.3347006>
- [17] Shreya Singh, G Mohammed Abdulla, Sumit Borar, and Sagar Arora. 2018. Footwear Size Recommendation System. *arXiv:1806.11423* [cs.LG]
- [18] Fei Sun, Jun Liu, Jian Wu, Changhua Pei, Xiao Lin, Wenwu Ou, and Peng Jiang. 2019. BERT4Rec: Sequential Recommendation with Bidirectional Encoder Representations from Transformer. In *Proceedings of the 28th ACM International Conference on Information and Knowledge Management (Beijing, China) (CIKM ’19)*. Association for Computing Machinery, New York, NY, USA, 1441–1450. <https://doi.org/10.1145/3357384.3357895>
- [19] Ashish Vaswani, Noam Shazeer, Niki Parmar, Jakob Uszkoreit, Llion Jones, Aidan N Gomez, Łukasz Kaiser, and Illia Polosukhin. 2017. Attention is all you need. In *Advances in neural information processing systems*. 5998–6008.
- [20] Liwei Wu, Shuqing Li, Cho-Jui Hsieh, and James Sharpnack. 2020. SSE-PT: Sequential Recommendation Via Personalized Transformer. In *Fourteenth ACM Conference on Recommender Systems* (Virtual Event, Brazil) (*RecSys ’20*). Association for Computing Machinery, New York, NY, USA, 328–337. <https://doi.org/10.1145/3383313.3412258>
- [21] Zhilin Yang, Zihang Dai, Yiming Yang, Jaime Carbonell, Russ R Salakhutdinov, and Quoc V Le. 2019. Xlnet: Generalized autoregressive pretraining for language understanding. In *Advances in neural information processing systems*. 5753–5763.