

# Elementary Intracellular Ca Signals are Initiated by a Phase Transition of Release Channel System from a Metastable State

Guillermo Veron<sup>1</sup>, Michael D. Stern<sup>1</sup>, Victor A. Maltsev<sup>1</sup>, Anna V. Maltsev<sup>2\*</sup>

<sup>1</sup>Cellular Biophysics Section, Laboratory of Cardiovascular Science,  
National Institute on Aging, NIH, Baltimore, MD 21224, USA

<sup>2</sup>School of Mathematical Sciences, Queen Mary University of London, London E14NS,  
United Kingdom

**\*Corresponding author:**

Anna V. Maltsev, PhD  
Email: [a.maltsev@qmul.ac.uk](mailto:a.maltsev@qmul.ac.uk)  
Telephone: +44 (0)20 7882 2969

*Abstract.* Elementary Ca signal, a Ca spark, initiates contraction in cardiac muscle via a diffusive process of Ca-induced-Ca-release among release channels, modeled by a perfect grid. Here we construct a Markov chain that uses the Gibbs measure and realistic open channel configurations to show that spark activation is described as a system transition from a metastable state to an absorbing state. This vision of the release channel system yields similar results for the luminal Ca threshold for spark activation as previous experimental results, providing a mechanism of the spark initiation threshold.

*Introduction.* Robust and discrete intracellular signals over the thermal noise are achieved by synchronous operation of groups of molecules, each operating stochastically. In cardiac muscle, Ca release channels, ryanodine receptors (RyR), form clusters of 20 to 200 channels (known as Ca release units, CRU) embedded in the membrane of the junctional sarcoplasmic reticulum (SR). The channels can be opened or closed via a stochastic gating mechanism that is activated by Ca. Thus, RyRs can be triggered to open through exposure to Ca originating from Ca influx via L-type Ca channel, which resides on the plasma membrane across the 10-15 nm dyadic space between SR and the plasma membrane. Within these CRUs, individual channels are very close to each other (~30 nm) and arranged in an almost perfect rectangular grid. The channels can interact with each other via Ca-induced-Ca-release [1] thereby facilitating RyR openings throughout the cluster. The all-or-none event when almost all of the channels have been opened is referred to as a Ca spark [2]. For extensive review, see [3,4].

In addition to L-type Ca channel-triggered RyR openings, an individual RyR can open spontaneously and may generate a spark through the same Ca-induced-Ca-release mechanism. This is known as a “spontaneous spark,” as opposed to an “induced spark” triggered by L-type Ca channel [2]. Induced sparks are elementary signals of excitation-contraction coupling; thus they are of crucial physiological importance in activating the myocyte contraction under normal conditions. Spontaneous sparks (aka local Ca releases) contribute to normal cardiac impulse initiation in sinoatrial node cells [5], but, when occurring in ventricular myocytes, can initiate Ca waves and life-threatening cardiac arrhythmia [6,7].

Under special experimental conditions, Ca sparks exhibit quantized release flux [8] and may also be observed as incomplete sparks, called quarks [9]. However, the CRU size is about 100-300 nm, and the optical resolution of Ca signals from individual RyRs inside the CRU has not been possible so far. This complicates experimental studies of mechanisms of CRU function via direct measurements, and therefore RyR activation during spark initiation has been approached so far mainly numerically. Specifically, detailed numerical models of the entire CRU including individual, interacting, stochastically gated RyR channels in the dyadic space were reported by Laver et al. [10] and Stern et al. [11]. These models generate sparks, but the focus of these studies was Ca spark termination, rather than spark activation. In a more recent study by Walker et al. [12], this approach was extended towards understanding the effect of different CRU geometries. Other models approximate CRU phenomenologically, essentially as a black box by a single gating mechanism or as a Markov chain, representing a result of interactions of all RyRs within the CRU (the “sticky cluster” model [13]).

Excessive Ca release from the SR is known as Ca leak that can have pathological, deleterious effects on heart function [6,7], including: 1) reduced systolic SR Ca levels leading to systolic dysfunction; 2) elevated diastolic Ca leading to diastolic dysfunction; 3) energy drain to repump Ca; 4) triggered arrhythmias. Ca leak in cardiac muscle cells can occur in the form of non-spark (individual) RyR openings or as excessive sparks (called spark-mediated leak). Because Ca sparks are rare events during diastole, smaller “non-spark” events (often called invisible releases) are thought to be responsible for a major part of SR Ca leak [14]. The occurrence of spark-mediated leak and non-spark (invisible) leak was experimentally studied by Zima et al. [15]. They showed that spark-mediated leak takes off as the SR Ca load surpasses 300  $\mu\text{M}$  and saturates above 500  $\mu\text{M}$ , whereas non-spark leak dominates at lower SR Ca loads. In

2011, Sato and Bers approximated probabilities of different number of RyRs open in the CRU at a given junctional SR level by using the binomial distribution [16]. However, due to the assumption of independence for RyRs inherent in the binomial distribution, this approach is lacking effect of RyR interactions crucial for spark initiation.

We have recently mapped Stern model of CRU [11] to the Ising model from statistical mechanics [17] and found the critical parameter (referred to as  $\beta$ , similar to inverse temperature in statistical mechanics models) that determines whether a Ca leak is spark or non-spark [18]. In the RyR cluster model,  $\beta$  reflects the interactivity of RyRs via Ca-induced-Ca-release, and includes a dependence on SR Ca and channel kinetics. Based on the well-known in physics order-disorder transition, Ca leak was classified as spark and non-spark leak using SR Ca and parameters of channel kinetics [18]. While non-spark leak (corresponding to disorder regime) can be approximated by independent channels and is studied in our prior paper, spark leak (corresponding to order regime) behavior depends crucially on RyR interactions. In this paper, we study the mechanisms of spark activation to understand the conditions when spark leak will arise using a combination of numerical and analytical approaches.

Using our statistical physics approach, we claim that the synchronous action of RyRs in spark activation is equivalent to a system transitioning from a local energy minimum (also known as a metastable state) to a global one. In this paper, we develop a simplified Markov chain with states corresponding to a number of open channels in a cluster that allows us to estimate the probability that an open RyR will develop into a spark at each level of SR Ca, thus establishing the SR Ca level at which spark leak begins. For numerical approximation, we employed the modified Stern model of Ca spark [11].

*Simplified Markov chain.* The Stern numerical model of the CRU has been shown to be isomorphic to an Ising model [17], a classical model of statistical physics used to explain spontaneous magnetization. This isomorphism provides a starting point for the present work. The RyRs are assumed to be in a rectangular grid (with their coordinates given as  $x = (x_1, x_2)$  and with (0, 0) as the center of a grid with an odd number of elements) with each RyR assuming one of two states: open (+1) or closed (-1). An assignment  $\sigma$  of an open or closed state to each RyR is called a configuration, and the Ising model is a continuous time Markov chain with RyR configurations as states. The instantaneous transition rates are only non-zero between configurations differing at only one RyR, say at position  $x$ , and, upon discretizing time, are given by Eq.6 in [17], which we give here for convenience:

$$P(\sigma, \sigma^x) = \begin{cases} \Delta t C e^{2\beta(\sum_{y \in \Lambda_b} \phi(|x-y|) \sigma(y) + h)} & \text{for } \sigma(x) = -1 \\ \Delta t C & \text{for } \sigma(x) = 1 \end{cases} \quad (2)$$

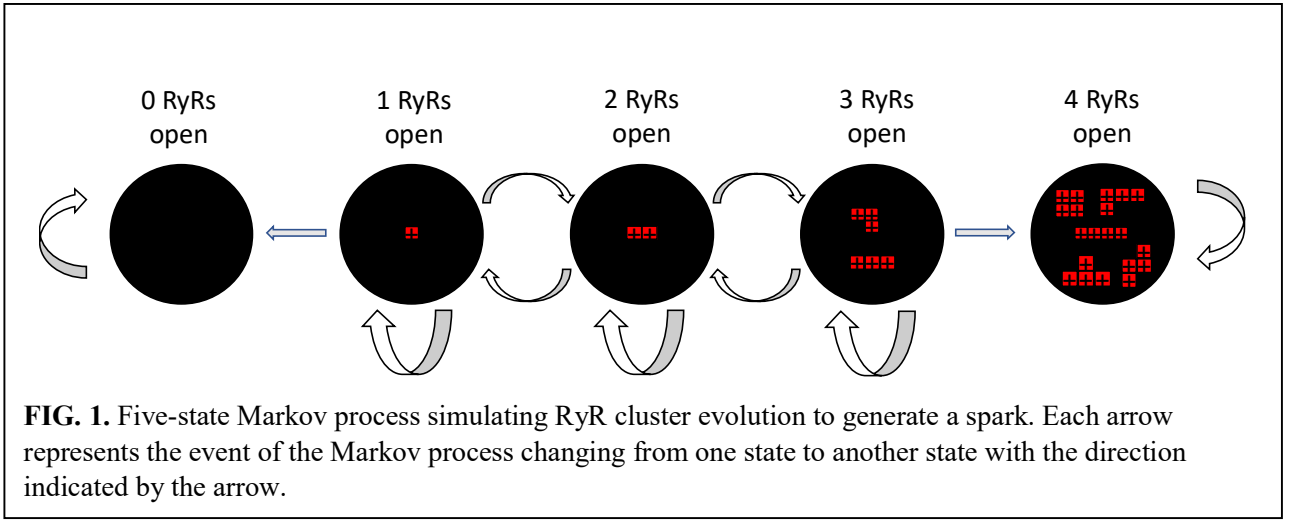
Here  $\sigma^x$  is the configuration that coincides with configuration  $\sigma$  except at  $x$  where the state is reversed and  $\phi(s) = \psi(s)/s$ .

We let  $C$  be a constant closing rate and we take the opening rate to be an exponential of the cleft calcium concentration given by  $\lambda^* \exp(\gamma \text{Ca})$  fitted to experimental data of Laver et al.

[10] in our previous study [17]. The analogues of magnetic field  $h$  and inverse temperature  $\beta$  are given by  $\beta = \frac{r\psi(U)}{4}$  and

$$h = \frac{1}{2\beta} \ln \frac{\lambda}{C} + \sum_{\substack{x \neq 0 \\ x \in CRU}} \phi(|x|) \quad (1)$$

where  $U$  is the distance between RyRs,  $\psi$  is the Ca level in the cleft resulting from the opening of an RyR as a function of distance (i.e. interaction profile, Fig S1), and  $\phi(r) = \psi(rU)/(\psi(U))$  is a natural choice of scaling for the interaction profile function  $\phi$ .

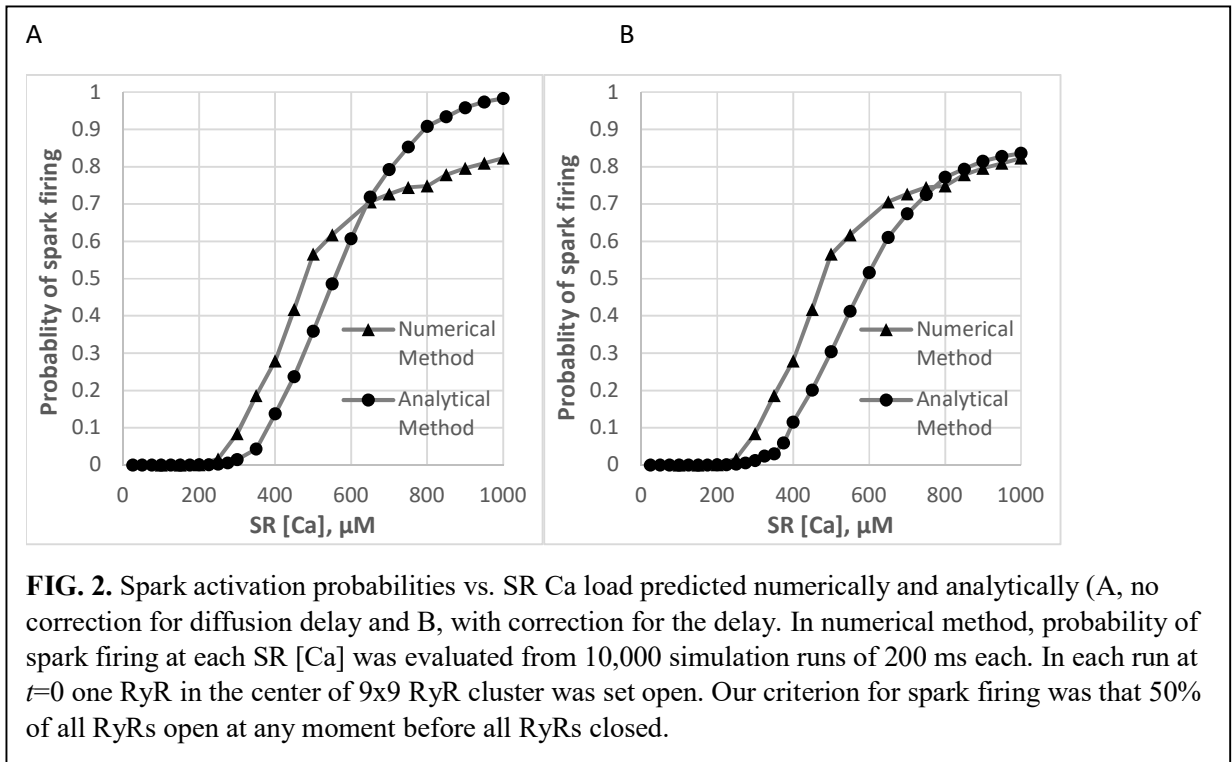


We follow an evolution of a cluster under the conditions of strong interactions (i.e. supercritical beta) and favorable magnetic field (i.e. positive and growing) but an initial configuration where all RyRs are closed (maximally unfavorable). For a wide range of positive magnetic field  $h$ , this initial condition constitutes a local energy minimum (also known as a metastable state) and the system is highly unlikely to transition to an all-open state. It would require the unlikely event of several RyRs randomly opening next to each other, despite the closed neighbors. Only when  $h$  is large enough that one open RyR creates enough Ca flux to strongly influence its neighbors, a spark has a good chance of activating. To quantify these concepts, we introduce a new simplified Markov chain. A cluster of open channels is a collection of channels that are open and adjacent (diagonals don't count).

The states of the chain are the size of the open cluster going from 0 to 4 (Fig. 1) and the transition probability for increasing the cluster is inherited from (2), but weighted by the relative frequency of configurations both in the initial and the target states (for calculations see Supplemental Material). The transition probability of decreasing the cluster is inherited from (2) as well, but we assume that when transitioning from 3 to 2 only the outside RyRs can close, resulting in the configuration as in state 2. In studying induced sparks, we let 0 and 4 be absorbent states, so that once a cluster of 4 is formed, it is assumed to propagate to all the RyRs. This assumption is reasonable because for a given SR Ca load, the probability of transitioning

from 4 to 5 is far higher than that from 3 to 4 which is higher than the probability 2 to 3 (see Supplemental Fig S4). We use Theorems 11.5 and 11.6 of Grinstead-Snell [19] for absorbent Markov chains to obtain the probability of absorption in state 4 when starting from state 1, corresponding to the probability that a spark initiates from a given open RyR (for Python code see Supplemental material).

*Results and comparison with numerical model.* The results of our analytical modeling are shown in Fig. 2A (circles). The probability of spark activation follows steep sigmoid curve as a function of SR Ca load, beginning to rise at around 250  $\mu\text{M}$ . Our analytic results closely match the results of our numerical simulations (Fig. 2A, triangles). More sensitive spark generation at high SR [Ca] reflects analytical model assumption of instantaneous interactions, whereas Ca diffusion causes a small delay. In numerical model (Fig. 2B of [17]) it takes roughly 2.5 ms for the Ca profile to reach its stable level. Approximating the interactions with a step-function which is 0 until 1.25 ms and the full profile after 1.25 ms, and using the closing rate from our numerical model of  $C=0.117 \text{ ms}^{-1}$ , we obtain that with probability of approximately 15% the RyR will close before it has a chance to interact with other channels. On the other hand, with probability 85% it will interact and enter into our Markov chain setup. Thus, if we scale the curve by 0.85 to account for this discrepancy, we obtained a closer match at higher SR [Ca] (Fig. 2B). Less sensitive spark generation at low SR [Ca] in analytical model can be due to other Ising model assumptions, such as its interactions limited to the nearest neighbors.



*Discussion.* In this study, we use both numerical simulation and the Ising model to study Ca spark activation mechanisms. We considered the mechanisms of the spark activation as an emerging, macroscopic phenomenon, i.e. generated by a statistical ensemble of interacting

individual RyRs within a CRU undergoing a phase transition. Using this approach, we predict the threshold of SR [Ca] required for spark activation. Our approach predicted the behavior of the system based on SR [Ca], RyR channel properties, and RyR interactions. We examined the spark activation dynamics at different SR Ca levels and found a sharp transition at 300  $\mu\text{M}$  level where sparks were robustly generated, and this result was reinforced by numerical modeling (Fig. 2).

Our result is in agreement with previous experimental studies. Zima et al. [15] reported the two Ca SR leak types (spark and non-spark) in ventricular myocytes in which the non-spark leak occurred at low levels of SR [Ca]. As SR Ca load grows above  $\sim 300 \mu\text{M}$ , Ca sparks strongly contribute to the leak. Here, we show that our vision of the all-closed state as a metastable state that can transition to a global energy minimum yields similar results for the lumenal Ca threshold for spark activation as the experimentally obtained results of Zima. Thus, the present study provides a mechanistic view on the spark initiation threshold.

Our model includes the measurable parameters of the system that can be further varied in the model to understand the impact of realistic factors on system behavior, specifically to realize the conditions when sparks can occur. Such factors include SERCA pumping rate to increase network SR [Ca], gating of RyR and its sensitivity to Ca, connectivity of free SR and junctional SR [20], Ca buffering (e.g. via calsequestrin), posttranslational modifications (such as phosphorylation) of key Ca cycling molecules, etc. For example, increasing SR connectivity or performance of SERCA function would bring the system to spark activation threshold quicker as a result of SR Ca reloading at a more rapid pace. If diastole is long enough, these would provide conditions for spontaneous Ca release still during diastole, culminating in triggered life-threatening arrhythmia (occurred as delayed afterdepolarizations) in cardiac muscle cells [21,22] or diastolic release contributing to normal generation of spontaneous pacemaker potentials driving the heartbeat [5].

Increasing the RyR sensitivity to Ca (e.g. via posttranslational modifications) would have a complex, counterintuitive effect. From one prospective, the spark threshold would seem to be lower due to increased open probability at a given cytosolic Ca level. On the other hand, the numerous openings of RyRs at a low SR Ca level would increase Ca leak (disorder leak [18]) that compete with SR Ca refilling so that the threshold may never be reached (or reached with a substantial delay). Another important factor for spark activation is CRU sizes and geometry thus far approached numerically [10,12] and experimentally [9]. Future studies can utilize the approach of Ising-energies to tackle this problem by changing the perfect square grid to a different specific shape.

Complex system behaviors of the CRU can be now approached by using the statistical physics model presented here. Various conditions can now be recast and examined in the new terms of energies of CRU configurations and their effect on spark activation. Our analytical modelling in consort with numerical modeling provides a new approach in predicting the system behavior and gaining insights into the mechanisms that control it. Our study also provides quantitative insights into conditions when spark activation is not possible, i.e. SR Ca leak regime when RyRs do not efficiently interact to generate a spark. Our approach could also help in predicting and directing pharmacological interventions to avoid regimes of spontaneous Ca

release activation in cardiac muscle cells in cardiac disease [22] or to promote such regimes in cardiac pacemaker cells in sick sinus syndrome (insufficient pacemaker function) [23].

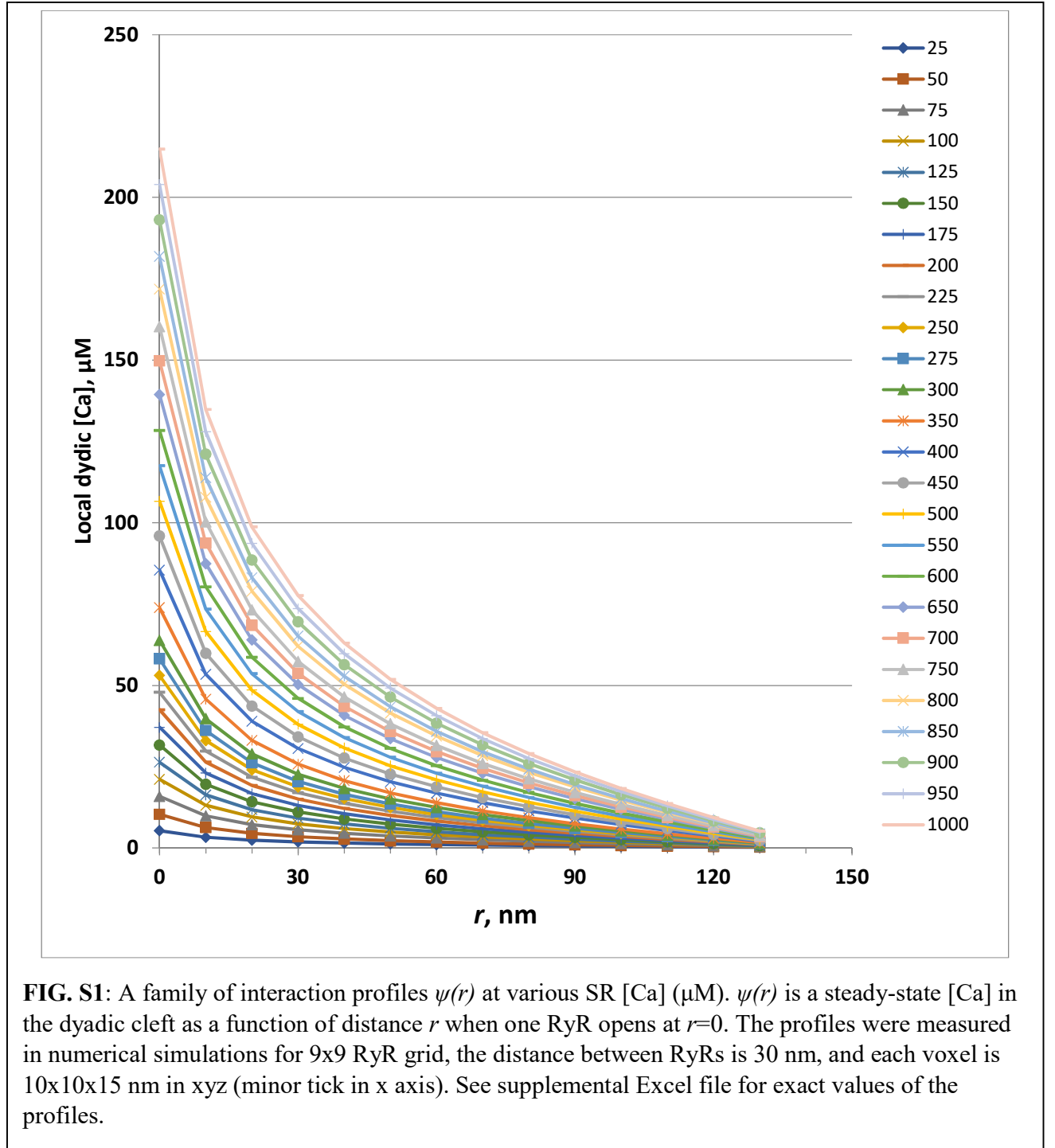
One important advantage of our new analytical approach is that it provides a substantial computational advantage to evaluate the conditions for Ca release activation within Ca release channel clusters. Calculating the dynamics for all states in the full Markovian representation of a CRU using the analytic solution to Markov matrix would involve taking exponentials of enormously large matrices.

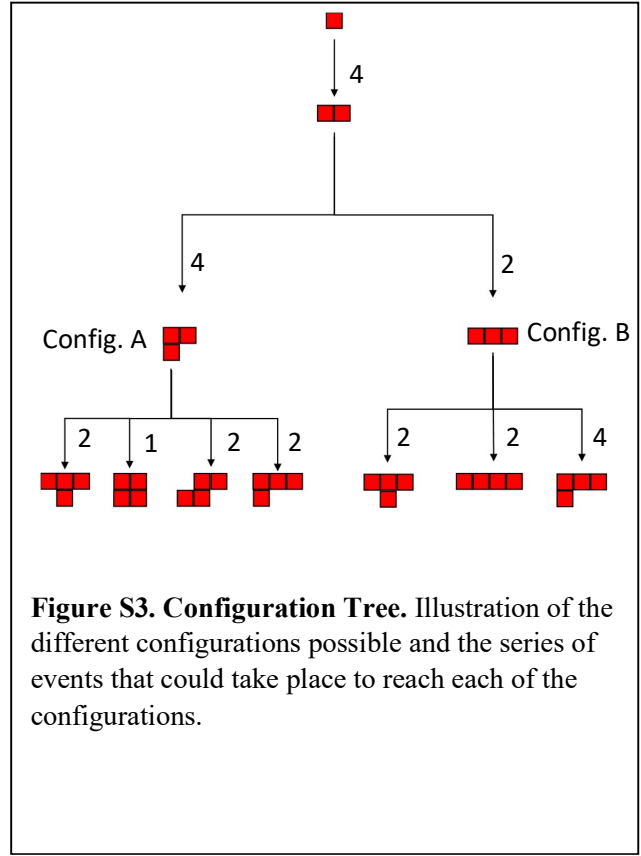
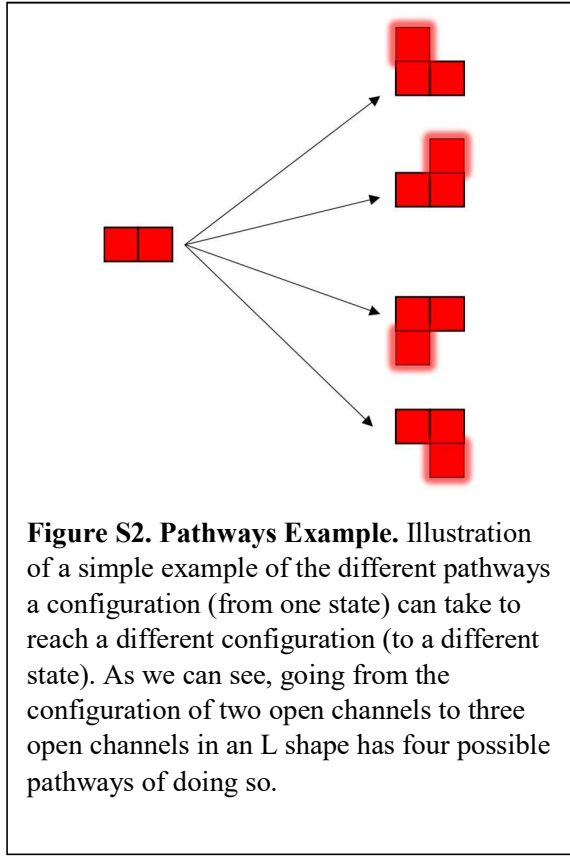
*Acknowledgments.* The work was supported by the Intramural Research Program of the National Institute on Aging, National Institutes of Health. A.V.M. acknowledges the support of the Royal Society University Research Fellowship UF160569.

## References

- [1] A. Fabiato, *The American journal of physiology* **245**, C1 (1983).
- [2] H. Cheng, W. J. Lederer, and M. B. Cannell, *Science* **262**, 740 (1993).
- [3] D. M. Bers, *Excitation-contraction coupling and cardiac contractile force. 2nd ed.* (Norwell, Mass: Kluwer Academic Publishers, 2001).
- [4] H. Cheng and W. J. Lederer, *Physiological reviews* **88**, 1491 (2008).
- [5] E. G. Lakatta, V. A. Maltsev, and T. M. Vinogradova, *Circulation research* **106**, 659 (2010).
- [6] D. M. Bers, *Annual review of physiology* **76**, 107 (2014).
- [7] P. A. Boyden and G. L. Smith, *Heart Rhythm* **15**, 607 (2018).
- [8] S. Q. Wang, M. D. Stern, E. Rios, and H. Cheng, *Proceedings of the National Academy of Sciences of the United States of America* **101**, 3979 (2004).
- [9] D. X. Brochet, W. Xie, D. Yang, H. Cheng, and W. J. Lederer, *Circulation research* **108**, 210 (2011).
- [10] D. R. Laver, C. H. Kong, M. S. Imtiaz, and M. B. Cannell, *Journal of molecular and cellular cardiology* **54**, 98 (2013).
- [11] M. D. Stern, E. Rios, and V. A. Maltsev, *The Journal of general physiology* **142**, 257 (2013).
- [12] M. A. Walker, G. S. Williams, T. Kohl, S. E. Lehnart, M. S. Jafri, J. L. Greenstein, W. J. Lederer, and R. L. Winslow, *Biophysical journal* **107**, 3018 (2014).
- [13] E. A. Sobie, K. W. Dilly, J. dos Santos Cruz, W. J. Lederer, and M. S. Jafri, *Biophysical journal* **83**, 59 (2002).
- [14] D. J. Santiago, J. W. Curran, D. M. Bers, W. J. Lederer, M. D. Stern, E. Rios, and T. R. Shannon, *Biophysical journal* **98**, 2111 (2010).
- [15] A. V. Zima, E. Bovo, D. M. Bers, and L. A. Blatter, *The Journal of physiology* **588**, 4743 (2010).
- [16] D. Sato and D. M. Bers, *Biophysical journal* **101**, 2370 (2011).
- [17] A. V. Maltsev, V. A. Maltsev, and M. D. Stern, *Proceedings of the National Academy of Sciences of the United States of America* **114**, 7525 (2017).
- [18] A. V. Maltsev, M. D. Stern, and V. A. Maltsev, *Biophysical journal* **116**, 2212 (2019).
- [19] C. M. Grinstead and J. L. Snell, *American Mathematical Society*. ISBN 978-0-8218-0749-1 (1997).
- [20] D. Sato, T. R. Shannon, and D. M. Bers, *Biophysical journal* **110**, 382 (2016).
- [21] D. Dobrev and X. H. T. Wehrens, *The Journal of physiology* **595**, 4001 (2017).
- [22] D. M. Bers, *Annual review of physiology* **70**, 23 (2008).
- [23] H. Dobrzynski, M. R. Boyett, and R. H. Anderson, *Circulation* **115**, 1921 (2007).

## Supplemental Material





### Calculation of transition probabilities: examples and details

Here we show an example of a calculation for the transition matrix of our Markov process. We compute the probability of going from 1 open channel to 2 open channels ( $P(1 \rightarrow 2)$ ) at an SR level of 300  $\mu\text{M}$ . We find the following:

$\beta$  at 300  $\mu\text{M}$ : 0.64544597505

$\Sigma_{y \in \Delta_b} \phi(|x - y|) \sigma(y)$  at 300  $\mu\text{M}$ : -20.789863109249815

$h$  at 300  $\mu\text{M}$ : 18.02130417561286

$C$  (closing channel rate) = 117  $\text{s}^{-1}$

$\Delta t = 7 * 10^{-1}$  ms

$$P(1 \rightarrow 2) = \Delta t C e^{2\beta(\Sigma_{y \in \Delta_b} \phi(|x-y|) \sigma(y) + h)} \\ = (7 * 10^{-10})(117) e^{2(0.64544597505)(-20.789863109249815 + 18.02130417561286)}$$

$$P(1 \rightarrow 2) = \Delta t C e^{2\beta(\Sigma_{y \in \Delta_b} \phi(|x-y|) \sigma(y) + h)} = 2.2969646869805702 * 10^{-9}$$

Lastly, since there are four different ways for one open channel to turn into two open (adjacent) channels, we multiply this probability by four to arrive at the final answer of

$$P(1 \rightarrow 2) = 9.187858747922281 * 10^{-9}$$

The calculation becomes more involved for  $P(2 \rightarrow 3)$ . We have a formula for transition probability from a given configuration to a configuration with one square added. Looking at Fig S3, to compute  $P(2 \rightarrow 3)$ , we compute the probability of transitioning from a configuration with 2 squares to configuration A (in the left branch) and multiply it by 4 and then add the probability of transitioning from a 2 to configuration B (in the right branch) and multiply by 2. Lastly, to obtain  $P(3 \rightarrow 4)$  we notice that if we pick a random configuration with 3 squares, with probability  $2/3$  it will be in configuration A and with probability  $1/3$  it will be in configuration B. Thus to compute  $P(3 \rightarrow 4)$  we find the appropriately weighted sum of probabilities of transitioning from configuration A to a configuration of 4 squares and multiply the result by  $2/3$  and similarly find the appropriately weighted sum of probabilities of transitioning from configuration B to a configuration of 4 squares and multiply the result by  $1/3$ .

This procedure results in a transition matrix  $M = (P(i \rightarrow j))_{0 \leq i, j \leq 4}$ . The canonical form of an absorbing chain, with  $t$  transient states and  $r$  absorbing states, is defined as the following:

$$P = \begin{pmatrix} Q & R \\ \mathbf{0} & I_r \end{pmatrix}$$

Where  $Q$  is a  $t$ -by- $t$  matrix,  $R$  is a nonzero  $t$ -by- $r$  matrix,  $\mathbf{0}$  is the  $r$ -by- $t$  zero matrix, and  $I_r$  is the  $r$ -by- $r$  identity matrix. To obtain a matrix in canonical form, we relabel the state with 0 squares as state 5. The fundamental matrix is defined as the following:

$$N = \sum_{k=0}^{\infty} Q^k = (I_t - Q)^{-1}$$

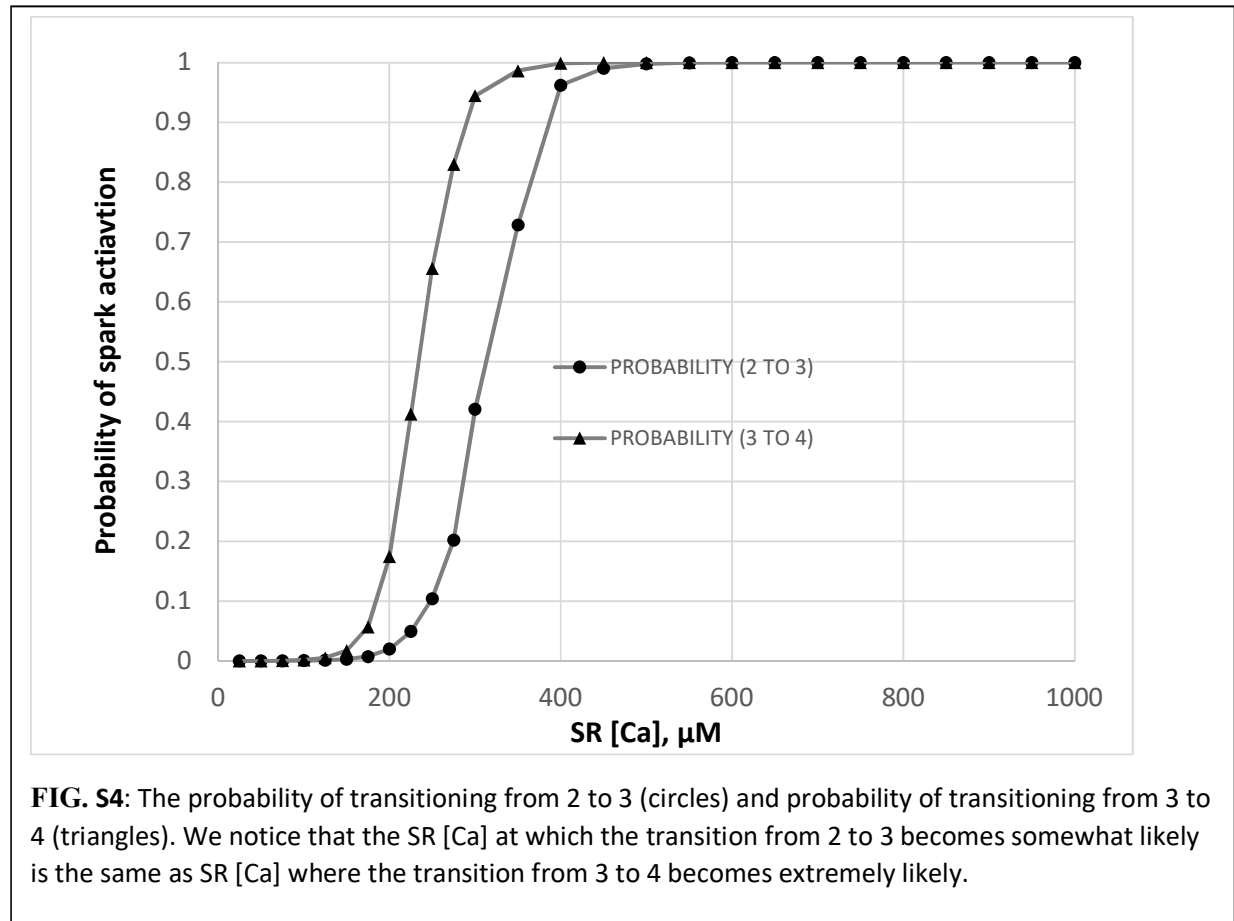
The probability of transitioning from state  $i$  to state  $j$  in exactly  $k$  steps is the  $(i, j)$  entry in the matrix  $Q^k$ . Lastly, the absorbing probability for going from a particular transient state  $i$  to a particular absorbing state  $j$  is the  $(i, j)$  entry in the matrix  $B = NR$ . Using this formula, we obtain the probability of going from state 1 with one open RyR to the absorbing state 4 with 4 open RyRs by finding the  $(1, 4)$  entry in the matrix  $NR$ .

This computation was named the analytical approach and its results were compared to results obtained from numerical modeling methods which can be seen in main text Figure 2.

### Justification of Spark Assumption

In this work we assume that once the cluster of open channels reaches 4 in size, it always initiates a spark. We do not compute in this work the probability of transitioning from 4 to 5, we call it  $P(4 \rightarrow 5)$ , because the enumeration of all the possible clusters becomes cumbersome. However, it is clear that the curve  $P(4 \rightarrow 5)$  as well as further curves such as  $P(5 \rightarrow 6)$  would be much steeper and lie to the left of  $P(3 \rightarrow 4)$ , in a similar way as  $P(3 \rightarrow 4)$  is steeper and lies to the left of  $P(2 \rightarrow 3)$ . On a physics level, this happens because the system with all channels closed but positive magnetic field and supercritical beta is in a local energy minimum. Each individual channel or small cluster might not open or, if open, close quickly due to the strong interaction from closed neighbors. But as the cluster grows, the curvature of its boundary decreases, so the

force from the closed neighbors gets distributed over more open neighbors and is less likely to close an open channel.



## Python code

This program was created by Guillermo Veron as a part of his research work in 2019-2021 at the Laboratory of Cardiovascular Science, Cellular Biophysics Section, Intramural Research Program, National Institute on Aging, NIH, Biomedical Research Center 251 Bayview Blvd. Baltimore, MD 21224-6825. Because this work was fully funded by the NIH, the code belongs to the public domain, does not carry a copyright, and can be freely used for the benefit of public knowledge, research, and healthcare. However, if this code is used entirely or in part in other studies or applications, please provide a full reference to it.

## Instructions/Explanations

'Psi Values.xlsx' is needed in the same folder as code to work properly. Simply run the code and final probabilities of spark occurring will be listed in "A\_LIST." This will be found under the "Diagonalization" sub-section under "Probabilities" section

### *Global Variables*

We establish our data and constants we will be working with. For example, the number of nodes, psi values, given SR levels, value of gamma, channel closing rate, etc.

### *Hamiltonian Functions*

We create our hamiltonian variables and functions such as how to calculate phi values, interaction profile values, and magnetic field values.

The interaction profile values will necessarily change for different configurations. For example, going from one open node to two open nodes, going from three open nodes (in a straight configuration) to four open nodes (in an "L" configuration), etc. All potential configuration changes have been calculated (up to four open nodes).

### *Probabilities*

Probabilities for configuration changes are calculated here. Once again different configuration changes will have different probabilities of occurring. All configuration change probabilities have been calculated.

Transition matrix is created.

Diagonalization is implemented to calculate final probability of induced spark with beginning state of one open channel.

Results are presented and plotted.

### *Canonical Form*

Canonical Form is used to estimate the number of steps it would take to reach our final configuration. Time for each step (delta\_time) can be multiplied with this number to estimate time it takes to reach this final configuration.

For more information on canonical forms and absorbing Markov chains in general, see [https://en.wikipedia.org/wiki/Absorbing\\_Markov\\_chain](https://en.wikipedia.org/wiki/Absorbing_Markov_chain) ([https://en.wikipedia.org/wiki/Absorbing\\_Markov\\_chain](https://en.wikipedia.org/wiki/Absorbing_Markov_chain))

```
In [1]: import pandas as pd
import numpy as np
import scipy.linalg as la
import scipy as sp
from numpy import trapz
import math
from math import e
import matplotlib.pyplot as plt
```

## Global Variables

```
In [2]: NEAREST_NEIGHBOR_DISTANCE = 30 #distance of nearest neighbor RyRs from
one another (nanometers)
N = 81 #total numbers of nodes
DIMX = 15
DIMY = 26
DISTANCES_NM = np.linspace(0,130,14)
CALCIUM_CONCENTRATIONS = [25,50,75,100,125,150,175,200,225,250,275,300,325,350,375,400,450,500,550,600,650,700,750,800,850,900,950,1000]
STARTING_SINGLE_CHANNEL = sp.array([0,1,0,0,0])
```

<ipython-input-2-d69713050b08>:7: DeprecationWarning: scipy.array is deprecated and will be removed in SciPy 2.0.0, use numpy.array instead

```
STARTING_SINGLE_CHANNEL = sp.array([0,1,0,0,0])
```

```
In [3]: Grid_DimX = 9
Grid_DimY = 9
CENTER = np.ceil(Grid_DimY / 2)
N = Grid_DimX * Grid_DimY
gamma = 0.1138 #units are inverse micro molar
lowercase_lambda = 0.2482 #units are inverse seconds
channel_closing_rate = 117 #units are inverse seconds
delta_time = 7.0e-10 #units are in milliseconds
```

```
In [4]: calcium_profiles = pd.read_excel('Psi Values.xlsx')
        calcium_profiles
```

Out[4]:

	distance, nm	distance, voxels	25	50	75	100	125	150	
0	0.000000	0.000000	5.325931	10.371009	15.912928	21.176525	26.374906	31.685792	3
1	10.000000	1.000000	3.325624	6.342755	9.904539	13.161114	16.343168	19.653902	2
2	14.142136	1.414214	2.782147	5.935447	8.271289	10.981693	14.008860	16.383152	1
3	20.000000	2.000000	2.428112	4.538772	7.206327	9.560749	11.838954	14.250627	1
4	28.284271	2.828427	1.952152	4.271868	5.773700	7.649257	9.841142	11.382286	1
5	30.000000	3.000000	1.907791	3.497582	5.639754	7.470874	9.222466	11.114340	1
6	40.000000	4.000000	1.552310	2.791583	4.566778	6.039113	7.433465	8.967646	1
7	42.426407	4.242641	1.469579	3.285906	4.317070	5.705960	7.397651	8.468049	
8	50.000000	5.000000	1.285496	2.267135	3.759076	4.962136	6.087507	7.353381	
9	56.568542	5.656854	1.137866	2.589059	3.311491	4.365015	5.698555	6.459276	
10	60.000000	6.000000	1.073517	1.856024	3.114835	4.103139	5.017986	6.067707	
11	70.000000	7.000000	0.898650	1.522245	2.581155	3.392432	4.134029	5.004553	
12	70.710678	7.071068	0.891086	2.052404	2.559412	3.362919	4.416736	4.960106	
13	80.000000	8.000000	0.750170	1.244015	2.125723	2.786195	3.383857	4.099190	
14	84.852814	8.485281	0.699251	1.618696	1.971256	2.580110	3.404768	3.790699	
15	90.000000	9.000000	0.621077	1.006887	1.727777	2.257284	2.730935	3.309837	
16	98.994949	9.899495	0.546381	1.258790	1.499565	1.953149	2.585338	2.855470	
17	100.000000	10.000000	0.506328	0.800452	1.372160	1.784991	2.151173	2.606085	
18	113.137085	11.313708	0.423163	0.956953	1.116929	1.445295	1.914470	2.098947	
19	110.000000	11.000000	0.402163	0.616776	1.047792	1.354837	1.624759	1.965541	
20	120.000000	12.000000	0.305531	0.449415	0.745577	0.954371	1.136982	1.369895	
21	127.279221	12.727922	0.323898	0.704687	0.806800	1.034275	1.366183	1.487417	
22	130.000000	13.000000	0.213894	0.292893	0.458064	0.573768	0.674509	0.804038	
23	141.421356	14.142136	0.245029	0.497677	0.559047	0.706368	0.925035	1.000048	
24	155.563492	15.556349	0.184345	0.334068	0.367536	0.453197	0.582052	0.624071	
25	169.705627	16.970563	0.140502	0.213387	0.228672	0.269798	0.332267	0.351881	
26	183.847763	18.384776	0.112726	0.135822	0.140472	0.153390	0.173139	0.179189	

27 rows C 30 columns

## Hamiltonian Functions

```
In [5]: #used to estimate psi values that go beyond our given distance data
def found_slope(calcium_concentration):
    numerator = calcium_profiles[calcium_concentration].iloc[-1] - calcium_profiles[calcium_concentration].iloc[-2]
    denominator = calcium_profiles['distance, nm'].iloc[-1] - calcium_profiles['distance, nm'].iloc[-2]
    return numerator / denominator

def extended_psi(calcium_concentration, extended_distance):
    answer = found_slope(calcium_concentration)*(extended_distance - calcium_profiles['distance, nm'].iloc[-1]) + calcium_profiles[calcium_concentration].iloc[-1]
    if answer >= 0:
        return answer
    else:
        return 0
```

```
In [6]: def inverse_temperature(calcium_concentration):
    return (gamma*psi(calcium_concentration, 30))/4
```

```
In [7]: def round_down(num):
    if num < 0:
        return -np.ceil(abs(num))
    else:
        return np.int(num)
```

```
In [8]: #calcium_concentration is in micromolars and distance_difference is in nanometers
def psi(calcium_concentration, distance_difference):
    normalized_distance = distance_difference/10
    for i in range(len(calcium_profiles['distance, nm']) - 1):
        if distance_difference >= calcium_profiles['distance, nm'].iloc[i] and distance_difference <= calcium_profiles['distance, nm'].iloc[i+1]:
            interval = calcium_profiles['distance, nm'].iloc[i+1] - calcium_profiles['distance, nm'].iloc[i]
            if np.isclose(distance_difference - calcium_profiles['distance, nm'].iloc[i], 0) or np.isclose(distance_difference - calcium_profiles['distance, nm'].iloc[i+1], 0):
                interval_sliver = 0
            else:
                interval_sliver = distance_difference - calcium_profiles['distance, nm'].iloc[i]
            ratio = interval_sliver / interval
            Y_interval = calcium_profiles.loc[calcium_profiles['distance, nm'] == calcium_profiles['distance, nm'].iloc[i+1], calcium_concentration].iloc[0] - \
                calcium_profiles.loc[calcium_profiles['distance, nm'] == calcium_profiles['distance, nm'].iloc[i], calcium_concentration].iloc[0]
            answer = calcium_profiles.loc[calcium_profiles['distance, nm'] == calcium_profiles['distance, nm'].iloc[i], calcium_concentration].iloc[0] + Y_interval*ratio
        return answer
```

```
In [9]: def phi(calcium_concentration, distance_difference): #Distance_difference is in nanometers
        return (psi(calcium_concentration, distance_difference)) / (psi(calcium_concentration, 30))
```

```
In [10]: def summation(calcium_concentration):
    counter = 0
    for j in range(1, Grid_DimY+1):
        for i in range(1, Grid_DimY+1):
            counter += phi(calcium_concentration, 30*math.hypot(CENTER - i, CENTER - j))
        counter -= phi(calcium_concentration, 30*math.hypot(0, 0))
    return counter
```

```
In [11]: def magnetic_field(calcium_concentration):
    return ((1/(2*inverse_temperature(calcium_concentration)))*(math.log(lowercase_lambda / channel_closing_rate))) \
        + (summation(calcium_concentration))
```

$$Interaction\ Sum = \sum_{y \in \Lambda_b} \phi(|x - y|) \sigma(y)$$

```
In [12]: def interaction_sum_0to1(calcium_concentration):  
         return (-1)*summation(calcium_concentration)
```

```
In [13]: def interaction_sum_1to2(calcium_concentration):  
         return (-1)*summation(calcium_concentration) + 2*phi(calcium_concentration, 30)
```

```
In [14]: def interaction_sum_2to3_straight(calcium_concentration):  
         return (-1)*summation(calcium_concentration) + (2)*phi(calcium_concentration, 30) + (2)*phi(calcium_concentration, 60)  
  
         def interaction_sum_2to3_triangle(calcium_concentration):  
             return (-1)*summation(calcium_concentration) + (2)*phi(calcium_concentration, 30) + (2)*phi(calcium_concentration, math.sqrt(30**2 + 30**2))
```

```
In [15]: def interaction_sum_3straight_to_4straight(calcium_concentration):  
         return (-1)*summation(calcium_concentration) + (2)*phi(calcium_concentration, 30) + (2)*phi(calcium_concentration, 60) + (2)*phi(calcium_concentration, 90)
```

```
In [16]: def interaction_sum_3straight_to_4L(calcium_concentration):
    return (-1)*summation(calcium_concentration) + (2)*phi(calcium_concentration, 30) + \
        (2)*phi(calcium_concentration, math.sqrt(30**2 + 30**2)) +
        (2)*phi(calcium_concentration, math.sqrt(30**2+60**2))

def interaction_sum_3straight_to_4T(calcium_concentration):
    return (-1)*summation(calcium_concentration) + (2)*phi(calcium_concentration, 30) + (4)*phi(calcium_concentration, math.sqrt(30**2 + 30**2))

def interaction_sum_3triangle_to_4Box(calcium_concentration):
    return (-1)*summation(calcium_concentration) + (4)*phi(calcium_concentration, 30) + (2)*phi(calcium_concentration, math.sqrt(30**2 + 30**2))

def interaction_sum_3triangle_to_4L(calcium_concentration):
    return (-1)*summation(calcium_concentration) + (2)*phi(calcium_concentration, 30) + \
        (2)*phi(calcium_concentration, 60) + (2)*phi(calcium_concentration, math.sqrt(30**2+60**2))

def interaction_sum_3triangle_to_4S(calcium_concentration):
    return (-1)*summation(calcium_concentration) + (2)*phi(calcium_concentration, 30) + \
        (2)*phi(calcium_concentration, math.sqrt(30**2 + 30**2)) +
        (2)*phi(calcium_concentration, math.sqrt(30**2+60**2))

def interaction_sum_3triangle_to_4T(calcium_concentration):
    return (-1)*summation(calcium_concentration) + (2)*phi(calcium_concentration, 30) + \
        (2)*phi(calcium_concentration, math.sqrt(30**2 + 30**2)) + \
        (2)*phi(calcium_concentration, 60)
```

## Probabilities

$$P(\sigma, \sigma^x) = \begin{cases} \Delta t C e^{2\beta(\sum_{y \in \Lambda_b} \phi(|x-y|\sigma(y)+h))}, & \text{for } \sigma(x) = -1 \\ \Delta t C, & \text{for } \sigma(x) = 1 \end{cases}$$

```
In [17]: def P_1to0(calcium_concentration):
    return delta_time*channel_closing_rate
```

```
In [18]: def P_1to2(calcium_concentration):  
         return 4*delta_time*channel_closing_rate*\  
             e**((2*inverse_temperature(calcium_concentration))*(interaction_sum_1to2(calcium_concentration)+magnetic_field(calcium_concentration)))
```

```
In [19]: def P_1to1(calcium_concentration):  
         return 1 - P_1to0(calcium_concentration) - P_1to2(calcium_concentration)
```

```
In [20]: def P_2to1(calcium_concentration):  
         return 2*delta_time*channel_closing_rate
```

```
In [21]: def P_2to3_straight(calcium_concentration):  
         return 2*delta_time*channel_closing_rate*\  
             e**((2*inverse_temperature(calcium_concentration))*(interaction_sum_2to3_straight(calcium_concentration)+magnetic_field(calcium_concentration)))  
  
         def P_2to3_triangle(calcium_concentration):  
             return 4*delta_time*channel_closing_rate*\  
                 e**((2*inverse_temperature(calcium_concentration))*(interaction_sum_2to3_triangle(calcium_concentration)+magnetic_field(calcium_concentration)))  
  
         def P_2to3(calcium_concentration):  
             return (1/3)*P_2to3_straight(calcium_concentration) + (2/3)*P_2to3_triangle(calcium_concentration)
```

```
In [22]: def P_2to2(calcium_concentration):  
         return 1 - P_2to1(calcium_concentration) - P_2to3(calcium_concentration)
```

```
In [23]: def P_3straight_to2(calcium_concentration):  
         return 2*delta_time*channel_closing_rate  
  
         def P_3triangle_to2(calcium_concentration):  
             return 2*delta_time*channel_closing_rate  
  
         def P_3to2(calcium_concentration):  
             return (1/3)*P_3straight_to2(calcium_concentration) + (2/3)*P_3triangle_to2(calcium_concentration)
```

```

In [24]: def P_3straight_to_4straight(calcium_concentration):
        return 2*delta_time*channel_closing_rate*\
            e**((2*inverse_temperature(calcium_concentration))*(interaction_sum_3straight_to_4straight(calcium_concentration)+magnetic_field(calcium_concentration)))

def P_3straight_to_4L(calcium_concentration):
    return 4*delta_time*channel_closing_rate*\
        e**((2*inverse_temperature(calcium_concentration))*(interaction_sum_3straight_to_4L(calcium_concentration)+magnetic_field(calcium_concentration)))

def P_3straight_to_4T(calcium_concentration):
    return 2*delta_time*channel_closing_rate*\
        e**((2*inverse_temperature(calcium_concentration))*(interaction_sum_3straight_to_4T(calcium_concentration)+magnetic_field(calcium_concentration)))

def P_3triangle_to_4Box(calcium_concentration):
    return delta_time*channel_closing_rate*\
        e**((2*inverse_temperature(calcium_concentration))*(interaction_sum_3triangle_to_4Box(calcium_concentration)+magnetic_field(calcium_concentration)))

def P_3triangle_to_4L(calcium_concentration):
    return 2*delta_time*channel_closing_rate*\
        e**((2*inverse_temperature(calcium_concentration))*(interaction_sum_3triangle_to_4L(calcium_concentration)+magnetic_field(calcium_concentration)))

def P_3triangle_to_4S(calcium_concentration):
    return 2*delta_time*channel_closing_rate*\
        e**((2*inverse_temperature(calcium_concentration))*(interaction_sum_3triangle_to_4S(calcium_concentration)+magnetic_field(calcium_concentration)))

def P_3triangle_to_4T(calcium_concentration):
    return 2*delta_time*channel_closing_rate*\
        e**((2*inverse_temperature(calcium_concentration))*(interaction_sum_3triangle_to_4T(calcium_concentration)+magnetic_field(calcium_concentration)))

def P_3straight_to_4(calcium_concentration):
    return (2/8)*P_3straight_to_4straight(calcium_concentration) + (4/8)*P_3straight_to_4L(calcium_concentration) + (2/8)*P_3straight_to_4T(calcium_concentration)

def P_3triangle_to_4(calcium_concentration):
    return (1/7)*P_3triangle_to_4Box(calcium_concentration) + (2/7)*P_3triangle_to_4L(calcium_concentration) + (2/7)*P_3triangle_to_4S(calcium_concentration)\
        + (2/7)*P_3triangle_to_4T(calcium_concentration)

def P_3to4(calcium_concentration):
    return (8/15)*P_3straight_to_4(calcium_concentration) + (7/15)*P_3

```

```
triangle_to_4(calcium_concentration)
```

```
In [25]: def P_3to3(calcium_concentration):  
         return 1 - P_3to2(calcium_concentration) - P_3to4(calcium_concentration)
```

```
In [26]: def transition_matrix(calcium_concentration):  
         return sp.array([[1, 0, 0, 0, 0],\  
                           [P_1to0(calcium_concentration), P_1to1(calcium_concentration), P_1to2(calcium_concentration), 0, 0],\  
                           [0, P_2to1(calcium_concentration), P_2to2(calcium_concentration), P_2to3(calcium_concentration), 0],\  
                           [0, 0, P_3to2(calcium_concentration), P_3to3(calcium_concentration), P_3to4(calcium_concentration)],\  
                           [0, 0, 0, 0, 1]])
```

## Diagonalization

```
In [27]: def P(calcium_concentration):  
         return la.eig(transition_matrix(calcium_concentration))[1]
```

```
In [28]: #returns eigenvalues for chosen SR level  
         def eigenvalues(calcium_concentration):  
             return la.eigvals(transition_matrix(calcium_concentration))
```

```
In [29]: def D(calcium_concentration):  
         return sp.array([[la.eigvals(transition_matrix(calcium_concentration))[0], 0, 0, 0, 0],\  
                           [0, la.eigvals(transition_matrix(calcium_concentration))[1], 0, 0, 0],\  
                           [0, 0, la.eigvals(transition_matrix(calcium_concentration))[2], 0, 0],\  
                           [0, 0, 0, la.eigvals(transition_matrix(calcium_concentration))[3], 0],\  
                           [0, 0, 0, 0, la.eigvals(transition_matrix(calcium_concentration))[4]]])
```

```
In [30]: def P_inverse(calcium_concentration):  
         return la.inv(P(calcium_concentration))
```

```
In [31]: def D_raised_to_k(calcium_concentration):  
         return sp.array([[0, 0, 0, 0, 0],\  
                           [0, 0, 0, 0, 0],\  
                           [0, 0, 0, 0, 0],\  
                           [0, 0, 0, 1, 0],\  
                           [0, 0, 0, 0, 1]])
```

```
In [32]: def diagonalization_raised_to_k(calcium_concentration):  
         PDk = sp.matmul(P(calcium_concentration), D_raised_to_k(calcium_concentration))  
         return sp.matmul(PDk, P_inverse(calcium_concentration))
```

```
In [33]: def induced_spark(calcium_concentration):  
         return sp.matmul(STARTING_SINGLE_CHANNEL,diagonalization_raised_to  
         _k(calcium_concentration))
```

```
In [34]: A_LIST = []  
         for i in CALCIUM_CONCENTRATIONS:  
             print(induced_spark(i)[4])  
             A_LIST.append(0.85*induced_spark(i)[4])
```

<ipython-input-26-47ed076ce5f5>:2: DeprecationWarning: scipy.array is deprecated and will be removed in SciPy 2.0.0, use numpy.array instead

```
         return sp.array([[1, 0, 0, 0, 0],\
```

<ipython-input-32-bf24790d66ae>:2: DeprecationWarning: scipy.matmul is deprecated and will be removed in SciPy 2.0.0, use numpy.matmul instead

```
         PDk = sp.matmul(P(calcium_concentration),D_raised_to_k(calcium_conc  
         entration))
```

<ipython-input-32-bf24790d66ae>:3: DeprecationWarning: scipy.matmul is deprecated and will be removed in SciPy 2.0.0, use numpy.matmul instead

```
         return sp.matmul(PDk,P_inverse(calcium_concentration))
```

2.3082661588788414e-07

6.297227683058175e-07

1.8896870651922238e-06

5.281658616451008e-06

1.5120866008486096e-05

4.0465585738139625e-05

0.0001215201556096529

0.0003637413025686484

0.0012825347168188338

0.002500824422603198

0.0067561771477859175

0.014409766759265422

0.02808358687757737

0.035591580710025446

0.06957902157607902

0.1357833718598471

0.2359144874010327

0.3576908093760188

0.48554735049003017

0.6072943213554631

0.7183760693154762

0.7923821416922303

0.8527292150062724

0.9082186301128848

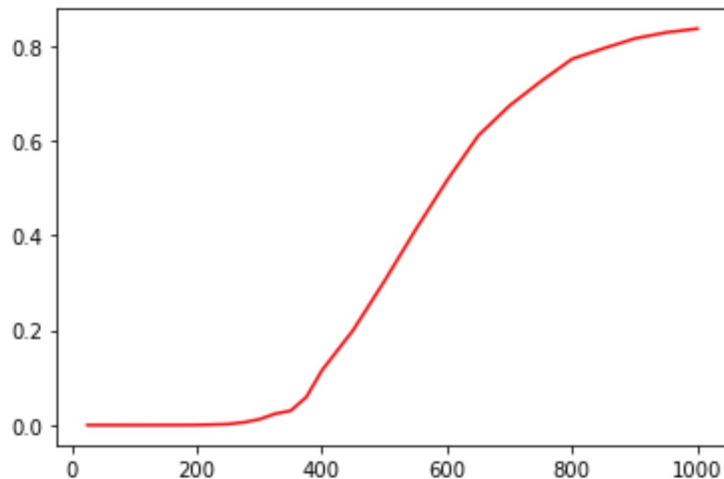
0.9341159526061776

0.9587479482882124

0.9736392699896748

0.9830954859791495

```
In [35]: plt.plot(CALCIUM_CONCENTRATIONS, A_LIST, 'r')
plt.show()
```



## Canonical Form

```
In [36]: def Q_matrix(calcium_concentration):
    return sp.array([[P_1to1(calcium_concentration), P_1to2(calcium_co
ncentration), 0], \
                    [P_2to1(calcium_concentration), P_2to2(calcium_conc
entration), P_2to3(calcium_concentration)], \
                    [0, P_3to2(calcium_concentration), P_3to3(calcium_
concentration)]])
```

```
In [37]: def R_matrix(calcium_concentration):
    return sp.array([[P_1to0(calcium_concentration), 0], \
                    [0, 0], \
                    [0, P_3to4(calcium_concentration)]])
```

```
In [38]: def Zero_matrix(calcium_concentration):
    return np.zeros([2,3])
```

```
In [39]: def Identity_matrix_r(calcium_concentration):
    return sp.array([[1, 0], [0, 1]])
```

```
In [40]: def Identity_matrix_t(calcium_concentration):
    return sp.array([[1,0,0], [0,1,0], [0,0,1]])
```

```
In [41]: def fundamental_matrix(calcium_concentration):
    place_holder_matrix = sp.subtract(Identity_matrix_t(calcium_concen
tration), Q_matrix(calcium_concentration))
    return la.inv(place_holder_matrix)
```

```
In [42]: def B_matrix(calcium_concentration):  
         return sp.matmul(fundamental_matrix(calcium_concentration), R_matrix(calcium_concentration))
```

```
In [43]: def rate_0to1(calcium_concentration):  
         return channel_closing_rate*\  
             e**((2*inverse_temperature(calcium_concentration))*(interaction_sum_0to1(calcium_concentration)+magnetic_field(calcium_concentration)))
```

```
In [44]: def rate_1to0(calcium_concentration):  
         return channel_closing_rate
```

```
In [45]: def test_function(calcium_concentration):  
         return 71*rate_0to1(calcium_concentration) - rate_1to0(calcium_concentration)
```

```
In [46]: def rate_1to2(calcium_concentration):  
         return 4*channel_closing_rate*\  
             e**((2*inverse_temperature(calcium_concentration))*(interaction_sum_1to2(calcium_concentration)+magnetic_field(calcium_concentration)))
```

```
In [47]: def test_function_2(calcium_concentration):  
         return 71*rate_0to1(calcium_concentration) - rate_1to2(calcium_concentration)
```

```
In [48]: def test_function_3(calcium_concentration):  
         return 71*rate_0to1(calcium_concentration) - (rate_1to2(calcium_concentration) + rate_1to0(calcium_concentration))
```

```
In [49]: ONE_MATRIX = sp.array([[1],[1],[1]])
```

<ipython-input-49-ed93bf915216>:1: DeprecationWarning: scipy.array is deprecated and will be removed in SciPy 2.0.0, use numpy.array instead

```
ONE_MATRIX = sp.array([[1],[1],[1]])
```

```
In [50]: def expected_number_of_steps(calcium_concentration):  
         return sp.matmul(fundamental_matrix(calcium_concentration), ONE_MATRIX)
```

```
In [ ]: jupyter nbconvert --to FORMAT notebook.ipynb
```

distance, nm	distance, voxels	25	50	75	100	125	150	175	200	225	250	275	300	325	350	375	400	450	500	550	600	650	700	750	800	850	900	950	1000
0	0	5.325931	10.37101	15.91293	21.17653	26.37491	31.68579	37.09278	42.49858	47.88034	53.09035	58.18968	63.82965	69.07729	73.88859	79.10741	85.44501	95.9429	106.6517	117.4956	128.3644	139.4183	149.7892	160.3217	171.7891	181.8825	193.0821	203.9759	214.8342
10	1	3.325624	6.342755	9.904539	13.16111	16.34317	19.6539	23.06247	26.47654	29.85948	33.05663	36.13652	39.79866	43.03742	45.79395	49.00535	53.43114	59.90449	66.6078	73.45833	80.3441	87.42804	93.76002	100.2694	107.8204	113.8506	121.0903	127.9925	134.8506
14.14213562	1.414213562	2.7821473	5.935447	8.271289	10.98169	14.00886	16.38315	19.24845	22.1183	26.10377	27.60698	31.45144	33.2596	35.94971	36.50042	40.81227	44.71478	50.09278	55.68235	61.52908	67.25131	71.81537	77.36062	81.46592	87.65969	95.30649	100.5011	107.3363	113.042
20	2	2.428112	4.538772	7.206327	9.560749	11.83895	14.25063	16.75737	19.27215	21.75711	24.04677	26.22881	28.98546	31.31814	33.15169	35.46508	39.01177	43.67196	48.57678	53.59487	58.67379	63.98289	68.51001	73.20537	78.94884	83.15491	88.58459	93.69833	98.75811
28.28427125	2.828427125	1.9521519	4.271868	5.7737	7.649257	9.841142	11.38229	13.40436	15.44048	18.59796	19.25336	22.26597	23.22904	25.0807	24.76274	28.26948	31.32643	35.01973	38.93073	43.12537	47.10639	50.02054	53.88401	56.38941	60.82379	66.76779	70.75611	75.4241	79.44084
30	3	1.907791	3.497582	5.639754	7.470874	9.222466	11.11434	13.08864	15.08065	17.03877	18.8026	20.47069	22.68703	24.49485	25.80024	27.59818	30.60093	34.20263	38.04989	41.99305	46.01488	50.27358	53.74584	57.37865	62.06624	65.21783	69.55734	73.62645	77.61496
40	4	1.55231	2.791583	4.566778	6.039113	7.433465	8.967646	10.57384	12.20268	13.79978	15.2018	16.52595	18.35739	19.80365	20.75684	22.20293	24.8064	27.68242	30.80684	33.98615	37.26815	40.80826	43.57115	46.47527	50.39069	52.83031	56.40879	59.75208	63.00826
42.42640687	4.242640687	1.4695789	3.285906	4.31707	5.70596	7.397651	8.468049	9.987927	11.53265	14.15747	14.36323	16.84543	17.34904	18.71133	17.96137	20.94744	23.45673	26.1633	29.08604	32.30949	35.23054	37.22828	40.10086	41.76243	45.10083	49.9439	52.93537	56.57163	59.58399
50	5	1.285496	2.267135	3.759076	4.962136	6.087507	7.353381	8.676188	10.03044	11.35115	12.48334	13.55388	15.08517	16.26158	16.96353	18.14808	20.41764	22.74693	25.31714	27.92041	30.64025	33.61728	35.84353	38.19591	41.5232	43.4377	46.43004	49.20472	51.8891
56.56854249	5.656854249	1.1378658	2.58906	3.311491	4.365015	5.698555	6.459277	7.624811	8.825102	11.02948	10.97514	13.04424	13.26842	14.294	13.33352	15.89862	17.97763	20.0041	22.23862	24.77891	26.94589	28.35226	30.53495	31.68541	34.22282	38.207	40.49712	43.38369	45.68963
60	6	1.073517	1.856024	3.114835	4.103139	5.017986	6.067707	7.162757	8.293254	9.392983	10.31041	11.18402	12.46591	13.42663	13.94132	14.91696	16.89487	18.79105	20.92082	23.0501	25.31019	27.83353	29.64443	31.56036	34.37846	35.88848	38.41529	40.71595	42.94723
70	7	0.89865	1.522245	2.581155	3.392432	4.134029	5.004553	5.907253	6.8505	7.763294	8.506273	9.219882	10.28857	11.0732	11.44784	12.25202	13.9592	15.49948	17.2574	18.99858	20.87442	23.00084	24.46793	26.02342	28.4118	29.60012	31.72326	33.62342	35.46547
70.71067812	7.071067812	0.89108613	2.052404	2.559412	3.362919	4.416736	4.960106	5.855554	6.793102	8.631941	8.433529	10.14877	10.20202	10.97774	9.950369	12.13569	13.84603	15.36839	17.08447	19.09797	20.69555	21.69457	23.35876	24.17972	26.09422	29.35038	31.10918	33.40112	35.17063
80	8	0.75017	1.244015	2.125723	2.786195	3.383857	4.09919	4.837289	5.616464	6.368688	6.964755	7.544825	8.425491	9.060415	9.328823	9.985872	11.4399	12.6813	14.12293	15.52778	17.06806	18.84762	20.03184	21.28554	23.27664	24.20557	25.97287	27.52881	29.04158
84.85281374	8.485281374	0.69925059	1.618696	1.971256	2.58011	3.404768	3.790699	4.472005	5.199128	6.70569	6.44162	7.839629	7.794729	8.377428	7.383794	9.209051	10.59124	11.72583	13.03421	14.61854	15.77708	16.48566	17.7442	18.34293	19.76215	22.37813	23.71758	25.51653	26.86217
90	9	0.621077	1.006887	1.727777	2.257284	2.730935	3.309837	3.902424	4.535927	5.144675	5.616141	6.080932	6.793625	7.300154	7.489327	8.018433	9.227781	10.21255	11.3732	12.49126	13.73613	15.19429	16.13313	17.12671	18.76238	19.478	20.91782	22.17172	23.38827
98.99494937	9.899494937	0.54638052	1.25879	1.499565	1.953149	2.585338	2.85547	3.363744	3.917537	5.117809	4.842192	5.95122	5.858688	6.289005	5.398785	6.878169	7.964981	8.795745	9.775821	10.99905	11.81866	12.31588	13.25045	13.6918	14.71666	16.76322	17.76454	19.14601	20.14998
100	10	0.506328	0.800452	1.37216	1.784991	2.151173	2.606085	3.06898	3.568707	4.047976	4.410684	4.773703	5.333133	5.725963	5.855654	6.269595	7.242796	8.003493	8.913471	9.775941	10.75213	11.91386	12.64118	13.40853	14.70513	15.24365	16.38244	17.36518	18.31931
113.137085	11.3137085	0.42316273	0.956953	1.116929	1.445295	1.91447	2.098947	2.466658	2.87584	3.795406	3.544244	4.390946	4.285346	4.594256	3.851384	5.001822	5.82438	6.415565	7.128517	8.043556	8.604189	8.945706	9.619576	9.943048	10.65737	12.19982	12.92631	13.95239	14.67912
110	11	0.402163	0.616776	1.047792	1.354837	1.624759	1.965541	2.30972	2.685252	3.044084	3.31091	3.581373	3.999398	4.290443	4.376319	4.685305	5.426354	5.987239	6.665849	7.302417	8.032265	8.909575	9.446127	10.01133	10.99153	11.37961	12.23484	12.96829	13.67863
120	12	0.305531	0.449415	0.745577	0.954371	1.136982	1.369895	1.604073	1.861366	2.106928	2.286678	2.47111	2.756182	2.953383	3.006386	3.216894	3.730069	4.109051	4.572182	5.0013	5.499225	6.103917	6.46757	6.849448	7.52206	7.779749	8.366111	8.866333	9.351103
127.2792206	12.72792206	0.32389796	0.704687	0.8068	1.034275	1.366183	1.487417	1.741612	2.030293	2.697813	2.492547	3.105455	3.008955	3.221298	2.647091	3.492721	4.083328	4.486277	4.982246	5.634769	6.001127	6.227338	6.692161	6.922544	7.397155	8.500942	9.004851	9.730886	10.23372
141.4213562	14.14213562	0.24502927	0.497677	0.559047	0.706368	0.925035	1.000049	1.164201	1.354117	1.802933	1.652979	2.064172	1.988999	2.12559	1.721429	2.295734	2.689103	2.946306	3.268648	3.701754	3.926055	4.067234	4.367025	4.521571	4.816229	5.549532	5.876083	6.354345	6.679413
155.5634919	15.55634919	0.18434474	0.334068	0.367536	0.453197	0.582052	0.624071	0.719228	0.831084	1.099669	1.004588	1.250256	1.200682	1.279662	1.029865	1.376125	1.609704	1.757455	1.945419	2.202269	2.326351	2.406052	2.579741	2.672888	2.837609	3.272271	3.462192	3.743941	3.932582
169.7056275	16.97056275	0.14050225	0.213387	0.228672	0.269798	0.332267	0.351881	0.39744	0.451677	0.583307	0.534867	0.655136	0.629262	0.667022	0.542038	0.71253	0.826314	0.896601	0.987041	1.112171	1.169461	1.206855	1.290015	1.336207	1.412682	1.624211	1.715401	1.851951	1.942352
183.8477631	18.38477631	0.11272644	0.135822	0.140472	0.15339	0.173139	0.179189	0.193468	0.210631	0.25251	0.236735	0.274985	0.26644	0.278271	0.238166	0.292447	0.328482	0.350437	0.378894	0.41857	0.43616	0.447679	0.473764	0.48871	0.51209	0.579086	0.607739	0.650895	0.679247

Psi Values.xlsx