

Nonparametric Quantile Regression for Homogeneity Pursuit in Panel Data Models

Xiaoyu Zhang, Di Wang, Heng Lian and Guodong Li

University of Hong Kong and City University of Hong Kong

May 5, 2021

Abstract

Many panel data have the latent subgroup effect on individuals, and it is important to correctly identify these groups since the efficiency of resulting estimators can be improved significantly by pooling the information of individuals within each group. However, the currently assumed parametric and semiparametric relationship between the response and predictors may be misspecified, which leads to a wrong grouping result, and the nonparametric approach hence can be considered to avoid such mistakes. Moreover, the response may depend on predictors in different ways at various quantile levels, and the corresponding grouping structure may also vary. To tackle these problems, this paper proposes a nonparametric quantile regression method for homogeneity pursuit, and a pairwise fused penalty is used to automatically select the number of groups. The asymptotic properties are established, and an ADMM algorithm is also developed. The finite sample performance is evaluated by simulation experiments, and the usefulness of the proposed methodology is further illustrated by an empirical example.

Keywords: *homogeneity pursuit; nonparametric approach; oracle property; panel data model; quantile regression.*

1 Introduction

Panel data analysis is an important topic in econometrics, and has been well studied for cross-sectional data in economics, medicine, climatology, etc.; see [Hsiao \(2005\)](#) and [Baltagi \(2008\)](#) for a comprehensive exploitation. In the classical settings, a fixed or random effect is assumed to take into account the heterogeneity across individuals, while the covariates contribute to the responses in the same way for all individuals. This makes the estimation more precise and efficient especially when the number of time points is relatively small. However, more and more recent evidence has shown that the involvement of covariates may vary for different individuals ([Hsiao and Tahmiscioglu, 1997](#); [Browning and Carro, 2007](#); [Su and Chen, 2013](#)), and it usually comes in terms of subgroups. For example, in financial markets, stocks from the same sector may share common characteristics ([Ke et al., 2015](#)), and a spatial geographic grouping is commonly observed in the data from economic geography ([Fan et al., 2011](#); [Bester and Hansen, 2016](#)). As a result, panel data models with latent subgroup effects ([Wang et al., 2018](#); [Lian et al., 2021](#)) have become more and more popular in the literature, and this paper concentrates on this type of appealing models.

There are two important issues for panel data models with subgroup effects: identifying latent groups and modeling homogeneous structures within each group; see [Section 2](#) for details. First, to identify the groups, the K-means approach was proposed for panel data models ([Lin and Ng, 2012](#); [Bonhomme and Manresa, 2015](#); [Ando and Bai, 2016](#)), and the mixture model can also be used ([Xu et al., 1995](#); [Viele and Tong, 2002](#); [Shen and He, 2015](#)). However, the number of subgroups needs to be predetermined for both methods and, for mixture models, we are even required to specify the form of distributions for each latent group. The binary segmentation ([Ke et al., 2016](#)) is another method to identify the latent groups in the literature. It is motivated by the idea of structural change detection ([Bai and Perron, 1998](#)), and an initial estimation is conducted for each individual separately. As a result, in order to achieve a reliable grouping, the number of individuals is supposed to be small while the number of time points is relatively large. Recently, the classifier-Lasso method ([Su et al., 2016](#)) has been proposed in the literature for simultaneous group classification and parameter estimation ([Su and Ju, 2018](#); [Su et al., 2019](#)), while the number

of subgroups needs to be predetermined. Along this line, the concave fused penalty (Ma and Huang, 2017; Zhu and Qu, 2018; Zhang et al., 2019b) can be used to automatically select the number of subgroups, and this paper also adopts it for our homogeneity pursuit.

Secondly, for panel data models with subgroup effects, it is also important to consider a suitable homogeneous structure for each latent group, and the possible misspecification may also lead to a wrong homogeneity pursuit. Parametric and even linear models have been commonly used in this literature, where parameters are identical within the group and heterogeneous across groups; see Su et al. (2016), Ke et al. (2016), Wang and Su (2021), and references therein. On the other hand, due to the appearance of more and more large-scale datasets in real application, semiparametric and even nonparametric models recently have gained great popularity in panel data analysis since they can provide more flexible modeling in empirical studies (Wu and Zhang, 2006). Su et al. (2019) proposed a semiparametric time-varying panel data model, and the coefficients are allowed to vary over both individuals and time points. Lian et al. (2021) considered a single index model with both nonparametric functions and index parameters being homogeneous within groups while heterogeneous across groups. This paper assumes a fully nonparametric structure to each latent group, and it is supposed to enjoy greater flexibility; see Figure 2 for more empirical evidence.

In the meanwhile, quantile regression has attracted more and more attention from statisticians and economists since its appearance in Koenker and Bassett (1978). Compared with conditional mean models, it enjoys much more flexibility since it can be used to investigate the structures of a response at any quantile level (Koenker, 2005). Quantile regression for panel or longitudinal data can be dated back to Koenker and Hallock (2001). Zhang et al. (2019a) considered a composite quantile regression estimation for homogeneity pursuit in linear panel data models, while the grouping structure is assumed the same for different quantile levels. It is noteworthy that, for models with latent subgroups, quantile regression can be used to explore different grouping patterns as well as different structures of responses within a group for various quantile levels. Moreover, it also has a long history to use nonparametric quantile regression to flexibly accommodate nonlinear effects in conditional quantiles (Hendricks and Koenker, 1992; He and Shi, 1994; He, 1997; Yu and Jones, 1998). This motivates us to conduct a nonparametric quantile regression for homogeneity pursuit in panel

data models.

This paper has three main contributions. First, Section 2 proposes a new homogeneity pursuit method based on nonparametric quantile regression, and the concave fused penalty is employed to identify the unobserved group structure. It is supposed to be able to capture the relationship between covariates and responses more flexibly. Secondly, Section 3 establishes the oracle property of the concave fused penalized estimator under mild mixing condition, and the proposed subgroup selection procedure is also theoretically verified to be consistent. Finally, a novel and efficient alternating direction method of multipliers (ADMM) algorithm is introduced in Section 4 to overcome the optimization problem due to the nondifferentiability of quantile loss and the large number of penalty terms with nonconvexity.

In addition, Section 5 conducts simulation experiments to evaluate the finite-sample performance of the proposed methodology, and its usefulness is further demonstrated by a real example in Section 6. The proofs of theorems are relegated to the Appendix.

2 Model Settings and Methodology

2.1 Quantile regression models for panel data with subgroups

Consider the panel data of $\{y_{it}, x_{it}\}$ with $1 \leq i \leq n$ and $1 \leq t \leq T$, where n is the number of individuals, T is the number of time points and y_{it} is the response variable. For the ease of demonstration, without loss of generality, we assume that x_{it} is a univariate covariate of interest, and the methodology for the multivariate case is similar; see Remark 1 for details.

For any level $0 < \tau < 1$, the τ th quantile of y_{it} conditional on the covariate x_{it} can be denoted by

$$Q_\tau(y_{it}|x_{it}) = m_{i,\tau}(x_{it}),$$

where $m_{i,\tau}(\cdot)$ is an unknown smooth function, and it may vary for different individuals and quantile levels. Note that we can rewrite the model into $y_{it} = m_{i,\tau}(x_{it}) + e_{it}(\tau)$, where the random error $e_{it}(\tau)$ satisfies that $\mathbb{P}(e_{it}(\tau) \leq 0|x_{it}) = \tau$, for all $1 \leq i \leq n$ and $1 \leq t \leq T$.

Individuals of panel or cross-sectional data are usually sampled from different backgrounds and are hence with different individual characteristics so that an abiding feature of the data is

its heterogeneity. Thus assuming homogeneity, that is all $m_{i,\tau}(\cdot)$'s are equal, is not realistic. To solve the problem, one can estimate the functions for each individual separately. It is actually under the assumption of total heterogeneity, and we may encounter difficulty in obtaining consistent estimation when the number of time points T is fixed or relatively small. On the other hand, for some panel data, there is a subgroup effect although it is usually unobserved, and the individuals within one group may share the same structure. This makes it possible to achieve a more precise and efficient estimation by pooling the information of all individuals within one group.

As a result, we assume that, at a quantile level τ , all individuals belong to K different latent groups, and the conditional quantiles, $m_{i,\tau}(\cdot)$'s, are heterogeneous across groups but homogeneous within a group. Specifically, there exists an unknown partition $\{G_{k,\tau} : k = 1, 2, \dots, K\}$ of the individual index set $\{1, 2, \dots, n\}$, which can be used to denote the subgroup membership. We impose the following group structure on the model:

$$m_{i,\tau}(\cdot) = \begin{cases} m_{(1),\tau}(\cdot), & \text{when } i \in G_1, \\ m_{(2),\tau}(\cdot), & \text{when } i \in G_2, \\ \vdots & \vdots \\ m_{(K),\tau}(\cdot), & \text{when } i \in G_K, \end{cases}$$

where $m_{(k),\tau}(\cdot)$'s are unknown functions to be estimated, and K is an unknown integer depending on the quantile level τ .

2.2 Nonparametric estimation with a concave fused penalty

This paper uses polynomial splines to flexibly approximate the unknown smooth functions. Without loss of generality, assume that the support of x_{it} is $[0, 1]$. Let $0 = \nu_0 < \nu_1 < \dots < \nu_{H'} < \nu_{H'+1} = 1$ be a partition of $[0, 1]$, and denote the H' subintervals by $I_{h'} = [\nu_{h'}, \nu_{h'+1})$ with $0 \leq h' \leq H'$, where $H' \equiv H'(nT)$ increases with the value of nT . Throughout the numerical studies, we simply take equally spaced knots, and it work reasonably well; see simulation results in Section 5. We may also consider other data-driven types of knots, for instance placing knots at sample quantiles of the covariate values, and it is supposed to have a similar performance.

Denote by S_q the space of polynomial splines of order q . Note that any function $f(\cdot)$ from S_q satisfies: (i) on each $I_{h'}$, $0 \leq h' \leq H'$, $f(\cdot)$ is a polynomial of degree $q - 1$; (ii) $f(\cdot)$ is globally $q - 2$ times continuously differentiable on $[0, 1]$. For the internal knots sequences $0 = \nu_0 < \nu_1 < \dots < \nu_{H'} < \nu_{H'+1} = 1$, the q th order B-splines are defined recursively,

$$B_h^1(x) = \begin{cases} 1, & \nu_h \leq x < \nu_{h+1} \\ 0, & \text{otherwise} \end{cases},$$

$$\text{and } B_h^q(x) = \frac{x - \nu_h}{\nu_{h+q-1} - \nu_h} B_h^{q-1}(x) + \frac{\nu_{h+q} - x}{\nu_{h+q} - \nu_{h+1}} B_{h+1}^{q-1}(x).$$

This paper considers the scaled B-spline basis vector, $\mathbf{\Pi}(s) := (\Pi_1(s), \dots, \Pi_H(s))^\top$, where $\Pi_h(s) = \sqrt{H} B_h^q(s)$, and $H \equiv H(nT) = H'(nT) + q$ is determined by the number of knots H' and B-spline order q . It can be verified that $\sum_{i=1}^H \Pi_i(x) = \sqrt{H}$ for any $x \in [0, 1]$. Such normalization is only adopted for the convenience of theoretical derivations, and is neither essential nor necessary in practical implementation. By the normalization, we will have the eigenvalues of $\int_0^1 \mathbf{\Pi}(s) \mathbf{\Pi}(s)^\top ds$ bounded away from zero and infinity. As a result, the nonparametric functions can be approximated by a linear combination of B-spline functions,

$$m_{i,\tau}(x) \approx \sum_{h=1}^H \Pi_h(x) \theta_{ih}(\tau) = \mathbf{\Pi}(x)^\top \boldsymbol{\theta}_{i,\tau}, \quad (1)$$

where $\boldsymbol{\theta}_{i,\tau} = (\theta_{i1}(\tau), \dots, \theta_{iH}(\tau))^\top$ is an H -dimensional coefficient vector for individual i .

Remark 1. *The univariate spline approximation can be naturally extended to its multivariate analogs. Consider p -dimensional covariates $\mathbf{x} = (x_1, \dots, x_p)^\top \in \mathbb{R}^p$, and we can use B-spline basis functions to represent functions for each coordinate in \mathbf{x}_{it} . Then, as discussed in [Friedman et al. \(2001\)](#), the $H_1 \times H_2 \times \dots \times H_p$ dimensional tensor product basis can be used to approximate the p -dimensional smooth function*

$$m_{i,\tau}(\mathbf{x}) \approx \sum_{h_1=1}^{H_1} \sum_{h_2=1}^{H_2} \dots \sum_{h_p=1}^{H_p} \Pi_{h_1}(x_1) \Pi_{h_2}(x_2) \dots \Pi_{h_p}(x_p) \theta_{i_1 i_2 \dots i_p}(\tau).$$

Note that the total number of parameters in the p -dimensional spline approximation will increase exponentially with p , and hence a larger sample size will be needed for the inference.

If one assumed heterogeneity without taking into account the subgroup structure, by using the B-spline approximation at (1), the estimators could then be obtained by minimizing the loss function,

$$\frac{1}{nT} \sum_{i=1}^n \sum_{t=1}^T \rho_{\tau}(y_{it} - \mathbf{\Pi}(x_{it})^{\top} \boldsymbol{\theta}_{i,\tau}),$$

where $\rho_{\tau}(v) = \tau v - vI\{v \leq 0\}$ is the classical check loss function for quantile regression. Secondly, if assuming homogeneity, i.e. the B-spline coefficient vectors for all individuals are the same or $\boldsymbol{\theta}_{\tau} = \boldsymbol{\theta}_{1,\tau} = \boldsymbol{\theta}_{2,\tau} = \dots = \boldsymbol{\theta}_{n,\tau}$, the estimated B-spline coefficient vector for all individuals can then be obtained by minimizing

$$\frac{1}{nT} \sum_{i=1}^n \sum_{t=1}^T \rho_{\tau}(y_{it} - \mathbf{\Pi}(x_{it})^{\top} \boldsymbol{\theta}_{\tau}).$$

Thirdly, if the group memberships $\{G_1, \dots, G_K\}$ were known, one could combine all individuals belonging to the same group and simultaneously estimate the B-spline coefficient vectors for all groups,

$$\{\hat{\boldsymbol{\theta}}_{(1),\tau}^o, \dots, \hat{\boldsymbol{\theta}}_{(K),\tau}^o\} = \arg \min \frac{1}{nT} \sum_{k=1}^K \sum_{i \in G_k} \sum_{t=1}^T \rho_{\tau}(y_{it} - \mathbf{\Pi}(x_{it})^{\top} \boldsymbol{\theta}_{(k),\tau}), \quad (2)$$

where $\boldsymbol{\theta}_{(k),\tau}$ is the coefficient vector for group k at quantile τ . We call $\{\hat{\boldsymbol{\theta}}_{(k),\tau}^o, 1 \leq k \leq K\}$ the oracle estimator for simplicity.

This paper considers the case that the grouping structure is unknown, and a concave pairwise fused penalized approach is employed to achieve B-spline coefficient estimation and subgroup identification simultaneously. The objective function can be formulated as

$$\frac{1}{nT} \sum_{i=1}^n \sum_{t=1}^T \rho_{\tau}(y_{it} - \mathbf{\Pi}(x_{it})^{\top} \boldsymbol{\theta}_{i,\tau}) + \binom{n}{2}^{-1} \sum_{i < j} p_{\lambda}(\|\boldsymbol{\theta}_{i,\tau} - \boldsymbol{\theta}_{j,\tau}\|_2), \quad (3)$$

where $p_{\lambda}(\cdot)$ is a concave penalty function with a tuning parameter λ . The pairwise fused penalty shrinks some of the pairs $\|\boldsymbol{\theta}_{i,\tau} - \boldsymbol{\theta}_{j,\tau}\|_2$ to zero, and the tuning parameter λ controls the number of selected subgroups. As a result, we can partition the individuals into several subgroups based on the values of $\boldsymbol{\theta}_{i,\tau} - \boldsymbol{\theta}_{j,\tau}$, for all $i < j$. Specifically, for a fixed penalty parameter λ , denote the above penalized estimators by $\hat{\boldsymbol{\theta}}_{i,\tau}(\lambda)$ with $1 \leq i \leq n$. Suppose that there are $\hat{K}(\lambda)$ distinct values, denoted by $\hat{\boldsymbol{\theta}}_{(1),\tau}(\lambda), \dots, \hat{\boldsymbol{\theta}}_{(\hat{K}),\tau}(\lambda)$, and then the estimated groups can be defined as $\hat{G}_{k,\tau}(\lambda) = \{i : \hat{\boldsymbol{\theta}}_{i,\tau}(\lambda) = \hat{\boldsymbol{\theta}}_{(k),\tau}(\lambda)\}$ for $1 \leq k \leq K$.

There are many penalty functions available in the literature, and they include the Lasso proposed by Tibshirani (1996), adaptive Lasso by Zou (2006), smoothly clipped absolute deviation (SCAD) by Fan and Li (2001), and minimax concave penalty (MCP) by Zhang (2010). This paper considers the SCAD function, a commonly used penalty function in high-dimensional models, and it has the form of

$$p_\lambda(|u|) = \begin{cases} \lambda||u||, & \text{if } 0 \leq |u| < \lambda, \\ (a-1)^{-1}[a\lambda|u| - (|u|^2 + \lambda^2)/2], & \text{if } \lambda \leq |u| \leq a\lambda, \\ (a+1)\lambda^2/2, & \text{if } |u| > a\lambda, \end{cases}$$

where $a > 2$ is a pre-specified constant; see Fan and Li (2001). The Lasso penalty with $p_\lambda = \lambda|x|$ is expected to lead to biased estimates as for variable selection problems (Zou, 2006) and may not be able to correctly recover subgroups. Generally speaking, a variety of penalties can be tried in the literature of penalized variable selection, and there is no clear winner. Due to the oracle properties of SCAD penalty for high-dimensional linear regression models, we use the SCAD pairwise fusion penalty to achieve accurate nonparametric estimation and subgroup identification.

2.3 Tuning parameter selection

The proposed concave pairwise fusion penalized estimation in the previous subsection relies on the choice of penalty parameter λ , which can heavily affect its performance on both estimation and subgroup selection. This paper suggests selecting the tuning parameter λ via Schwarz information criterion (SIC), and it has the form of

$$\text{SIC}(\lambda) = \log \left(\sum_{i=1}^n \sum_{t=1}^T \rho_\tau(y_{it} - \mathbf{\Pi}(x_{it})^\top \hat{\boldsymbol{\theta}}_{i,\tau}(\lambda)) \right) + \hat{K}(\lambda) H \log(nT)/(nT), \quad (4)$$

where $\hat{\boldsymbol{\theta}}_{i,\tau}(\lambda)$'s and $\hat{K}(\lambda)$ are the estimator and number of groups selected for the given λ . Note that SIC is widely known as Bayesian information criterion (BIC) outside the area of quantile regression; however, we follow the quantile regression literature (Kim, 2007; Wang et al., 2009) to call it SIC. Its theoretical justification will be established later in Section 3.

3 Asymptotic Theory

This section investigates the asymptotic properties of both oracle estimators and pairwise fusion penalized estimators, and the tuning parameter selection procedure based on the Schwartz information criterion is also justified theoretically. The asymptotic theory presented in this section is in the sense that T and H diverge to infinity, n is possibly diverging to infinity, but K is fixed.

To measure the temporal dependency in the panel data, we adopt the α -mixing condition (Bradley, 2005). To be specific, for any stationary process $\{X_t\}$, we denote the α -mixing coefficients, for $l \geq 1$,

$$\alpha(l) = \alpha(X_{-\infty:t}, X_{t+l:\infty}).$$

Throughout this section, we impose the following assumptions.

- (A1) The data $\{y_{it}, x_{it}\}$ are independent and identically distributed across i . For each i , it is strictly stationary and α -mixing with mixing coefficient $\alpha(l) = O(r^l)$ for some $0 < r < 1$.
- (A2) The distribution of x_{it} is supported on $[0, 1]$ with density bounded away from zero and infinity.
- (A3) Let $f(\cdot|x_{it})$ be the conditional density of $e_{it}(\tau) = y_{it} - m_{i,\tau}(x_{it})$. Assume that $f(\cdot|x_{it})$ is bounded and bounded away from zero in a neighborhood of zero, uniformly over the support of x_{it} . The derivative of $f(\cdot|x_{it})$ is uniformly bounded in a neighborhood of zero over the support of x_{it} .
- (A4) The functions $m_{i,\tau}(\cdot)$ are in the Hölder space of order $d \geq 2$. That is $|m_{i,\tau}^{(u)}(x) - m_{i,\tau}^{(u)}(y)| \leq C|x - y|^v$ for $d = u + v$ and u is the largest integer strictly smaller than d , where $m_{i,\tau}^{(u)}$ is the u -th derivative of $m_{i,\tau}$.
- (A5) There is a partition $\{G_1, \dots, G_K\}$ of $\{1, \dots, n\}$ such that $m_{i,\tau} = m_{(k),\tau}$ for all $i \in G_k$. We assume that K is fixed and $|G_k|/n \rightarrow c_k$ for some $c_k \in (0, 1)$.

Assumption (A1) contains the mild geometric mixing condition which is common in panel data analysis. The boundedness assumption for x_{it} in (A2) is tied to the estimation approach

using B-splines whose basis functions are usually constructed on a bounded interval. In practice, one can always transform the predictors to $[0, 1]$ before the analysis. (A3) contains some conditional density assumptions and (A4) contains smoothness conditions, which are standard in nonparametric quantile regression literature (He and Shi, 1994). It is noteworthy that the distributional condition in (A3) encompasses a large class of distributions and is more general than the Gaussian or sub-Gaussian error condition in the penalized least squares methods in Ma and Huang (2017). Assumption (A5) requires that the number of subgroups is fixed and none of the subgroups vanishes asymptotically, and it agrees with many applications, in which K is expected to be small, and thus substantial reduction of the unknown parameters can be achieved.

To derive the asymptotic theory for the proposed estimator, first we need to specify the population true value of the B-spline coefficient vectors. Throughout the paper, we define the $\boldsymbol{\theta}_{0i,\tau}$ as the spline coefficients in the best B-spline approximation of $m_{i,\tau}(\cdot)$,

$$\boldsymbol{\theta}_{0i,\tau} = \arg \min_{\boldsymbol{\theta}_i \in \mathbb{R}^H} \mathbb{E}[f(0|x_{it})(m_{i,\tau}(x_{it}) - \boldsymbol{\Pi}(x_{it})^\top \boldsymbol{\theta}_{i,\tau})^2].$$

By the approximation theory of B-spline (de Boor, 1978), it holds that

$$\sup_{x \in [0,1]} |m_{i,\tau}(x) - \boldsymbol{\Pi}(x)^\top \boldsymbol{\theta}_{0i,\tau}| \leq CH^{-d},$$

for some constant C independent of n , T and H .

We first state the asymptotic properties of the oracle estimator $\widehat{\boldsymbol{\theta}}_{(k),\tau}^o$, assuming that the group memberships are known. Denote by $\{x_{it}\}$ the collection of x_{it} for all $1 \leq i \leq n$ and $1 \leq t \leq T$.

Theorem 1. *Suppose that Assumptions (A1)-(A5) hold, $H \rightarrow \infty$, $H^3 \log(H) \log(nT)/(nT) \rightarrow 0$ and $H^{d+3/2} \log^2(nT)/nT \rightarrow 0$. For the oracle estimator $\widehat{\boldsymbol{\theta}}_{(k),\tau}^o$ with $1 \leq k \leq K$ at (2), it holds that*

$$(i) \quad \|\widehat{\boldsymbol{\theta}}_{(k),\tau}^o - \boldsymbol{\theta}_{0(k),\tau}\|_2 = O_p(\xi(n, T)), \text{ where } \xi^2(n, T) = H/(nT) + H^{-2d}.$$

(ii) For any $x \in (0, 1)$,

$$\frac{\boldsymbol{\Pi}(x)^\top (\widehat{\boldsymbol{\theta}}_{(k),\tau}^o - \boldsymbol{\theta}_{0(k),\tau})}{\sqrt{\widehat{\text{Var}}(\widehat{m}_{(k),\tau}(x) | \{x_{it}\})}} \rightarrow N(0, 1),$$

where $\widehat{\text{Var}}(\widehat{m}_{(k),\tau}(x)|\{x_{it}\}) = \tau(1-\tau)\mathbf{\Pi}^\top(x)(\mathbf{Z}_k^\top \mathbf{f}_k \mathbf{Z}_k)^{-1}(\mathbf{Z}_k^\top \mathbf{Z}_k)(\mathbf{Z}_k^\top \mathbf{f}_k \mathbf{Z}_k)^{-1}\mathbf{\Pi}(x)$, $\mathbf{Z}_k = [\mathbf{\Pi}(x_{11})I\{1 \in G_k\}, \dots, \mathbf{\Pi}(x_{1T})I\{1 \in G_k\}, \mathbf{\Pi}(x_{21})I\{2 \in G_k\}, \dots, \mathbf{\Pi}(x_{nT})I\{n \in G_k\}]^\top$ and $\mathbf{f}_k = \text{diag}(f(0|x_{11})I\{1 \in G_k\}, \dots, f(0|x_{1T})I\{1 \in G_k\}, \dots, f(0|x_{nT})I\{n \in G_k\})$.

Moreover, if $H(nT)^{-1/(2d+1)} \rightarrow \infty$,

$$\frac{\widehat{m}_{(k),\tau}(x) - m_{(k),\tau}(x)}{\sqrt{\widehat{\text{Var}}(\widehat{m}_{(k),\tau}(x)|\{x_{it}\})}} \rightarrow N(0, 1).$$

The convergence rate in the above theorem has a standard form as in nonparametric regression, and the two items correspond to bias and variance, respectively. Note that, by taking advantage of group structure, the effective sample size becomes nT , while it is T for the case of full heterogeneity. Moreover, the optimal choice of H is obviously $H \asymp (nT)^{1/(2d+1)}$. The asymptotic normality in Theorem 1 enables us to construct pointwise confidence intervals for the estimated smooth function $\widehat{m}_{(k),\tau}(x)$.

The following theorem shows that the oracle estimator is a local minimizer of the proposed penalized objective function with probability approaching one.

Theorem 2 (Oracle property). *Suppose that the conditions in Theorem 1 hold. If (a) $\lambda^{-1}[\sqrt{H}\xi(n, T) + \sqrt{(H/T)\log(T)\log(nH\log(T))}] \rightarrow 0$ and (b) $\lambda^{-1} \cdot \min_{i \neq j} \|\boldsymbol{\theta}_{0(i),\tau} - \boldsymbol{\theta}_{0(j),\tau}\|_2 \rightarrow \infty$, then there exists a local minimizer in (3) such that $\widehat{\boldsymbol{\theta}}_{i,\tau}(\lambda)$ can be clustered into K groups, denoted by $\widehat{\boldsymbol{\theta}}_{(k),\tau}(\lambda)$ with $1 \leq k \leq K$, and up to a permutation of subgroups, as $nT \rightarrow \infty$,*

$$(i) \mathbb{P}(\widehat{\boldsymbol{\theta}}_{(k),\tau}(\lambda) = \widehat{\boldsymbol{\theta}}_{(k),\tau}^o) \rightarrow 1, \text{ and}$$

$$(ii) \mathbb{P}(\widehat{G}_k(\lambda) = G_k, \text{ for } k = 1, \dots, K) \rightarrow 1.$$

Theorem 2 presents the oracle property for pairwise fusion penalized estimators. This result, together with the asymptotic properties of the oracle estimator in Theorem 1, directly leads to the convergence rate and asymptotic normality of $\widehat{\boldsymbol{\theta}}_{i,\tau}(\lambda)$. The two additional assumptions (a) and (b) imply that $\sqrt{H}\xi(n, T) + \sqrt{(H/T)\log(T)\log(nH\log(T))} \ll \lambda \ll \min_{i \neq j} \|\boldsymbol{\theta}_{0(i),\tau} - \boldsymbol{\theta}_{0(j),\tau}\|_2$. Specifically, the condition (a) indicates the minimum rate of the tuning parameter λ , and the condition (b) requires that the minimum difference of the B-spline coefficients in different groups cannot be too small.

Remark 2. If all smooth functions $m_{(k),\tau}(\cdot)$ remain the same as T and n diverge, the normalization of B-spline basis implies that $\min_{i \neq j} \|\boldsymbol{\theta}_{0(i),\tau} - \boldsymbol{\theta}_{0(j),\tau}\|_2$ are bounded. Hence, the conditions (a) and (b) require that $\lambda \rightarrow 0$ and $\sqrt{(H/T) \log(T) \log(nH \log(T))} \rightarrow 0$. In other words, we need the number of time points T to diverge and $H \log(nH) = o(T/\log(T))$ as H and n tend to infinity. When T is fixed and n goes to infinity, the pairwise fusion penalized estimator may not be able to identify the group structure or estimate the smooth function.

We next investigate the properties of the Schwarz information criterion (SIC) in (4). For technical reasons, we only consider λ such that the number of groups estimated is not larger than K_{\max} , a pre-specified upper bound which is fixed. Since the partition will be unchanged if one just relabel by a permutation of $\{1, \dots, K\}$, we assume without generality that $\min\{i : i \in G_k\} > \min\{i : i \in G_{k+1}\}$, $k = 1, \dots, K-1$. Under the mild second moment condition on $e_{it}(\tau)$, we have the following theorem.

Theorem 3. Suppose that $\mathbb{E}[|e_{it}(\tau)|^{2+\delta}|x_{it}] \leq \infty$ for some $\delta > 0$. Let \hat{K} be the number of estimated groups and $\hat{\mathcal{G}}$ be the corresponding partition with the penalty parameter λ selected by SIC. Then, as $nT \rightarrow \infty$,

$$\mathbb{P}(\hat{K} = K, \hat{\mathcal{G}} = \mathcal{G}) \rightarrow 1.$$

This theorem shows that, with probability approaching one, both the number of subgroups and group memberships can be estimated correctly by the proposed penalized estimation and SIC tuning parameter selection procedure.

4 ADMM Algorithm

It is nontrivial to search for the proposed estimator, $\{\hat{\boldsymbol{\theta}}_{1,\tau}(\lambda), \dots, \hat{\boldsymbol{\theta}}_{n,\tau}(\lambda)\}$, since there are $O(n^2)$ nonconvex penalty terms in objective function at (3), and the quantile loss $\rho_\tau(\cdot)$ is also not differentiable. This section overcomes the difficulty by introducing an alternating direction method of multipliers (ADMM) algorithm (Boyd et al., 2010).

We first introduce some notations. Denote the matrix form of the panel data by $\mathbf{y} = (y_{11}, y_{12}, \dots, y_{1T}, y_{21}, \dots, y_{2T}, \dots, y_{nT})^\top \in \mathbb{R}^{nT}$, $\boldsymbol{\Pi}_i = (\boldsymbol{\Pi}(x_{i1}), \boldsymbol{\Pi}(x_{i2}), \dots, \boldsymbol{\Pi}(x_{iT}))^\top$, and $\boldsymbol{\Pi} = \text{diag}(\boldsymbol{\Pi}_1, \boldsymbol{\Pi}_2, \dots, \boldsymbol{\Pi}_T) \in \mathbb{R}^{nT \times nH}$. For the pairwise difference of coefficient vectors,

define the pairwise difference indicator matrix by $\mathbf{\Delta} = \{(\mathbf{e}_i - \mathbf{e}_j), i < j\}^\top \in \mathbb{R}^{\binom{n}{2} \times n}$, where \mathbf{e}_i is the coordinate vector with the i -th element equal to one and all the other elements equal to zero. Let $\mathbf{w}_\tau = (\boldsymbol{\theta}_{1,\tau}^\top, \boldsymbol{\theta}_{2,\tau}^\top, \dots, \boldsymbol{\theta}_{n,\tau}^\top)^\top \in \mathbb{R}^{nH}$ be the vectorized coefficients, and $\mathbf{A} = \mathbf{\Delta} \otimes \mathbf{I}_H \in \mathbb{R}^{\binom{n}{2} \times nH}$, where \otimes refers to the Kronecker product of matrices.

The objective function of the pairwise fusion penalized estimator in (3) can be rewritten into

$$\frac{n-1}{2T} \rho_\tau(\mathbf{y} - \mathbf{\Pi} \mathbf{w}_\tau) + \sum_{i=1}^{\binom{n}{2}} p_\lambda(\|(\mathbf{A} \mathbf{w}_\tau)^{(i)}\|_2), \quad (5)$$

where $\rho_\tau(\mathbf{u}) = \sum_{i=1}^{nT} \rho_\tau(u_i)$ for any vector $\mathbf{u} = (u_1, \dots, u_{nT})^\top \in \mathbb{R}^{nT}$, $(\mathbf{v})^{(i)}$ refers to the sub-vector extracted from the $((i-1)H+1)$ -th to (iH) -th elements of $\mathbf{v} \in \mathbb{R}^{\binom{n}{2}H}$ and $1 \leq i \leq \binom{n}{2}$.

Algorithm 1: ADMM algorithm for the fixed λ

Data: $\mathbf{y}, \mathbf{\Pi}$

Initialize $\mathbf{w}_\tau, \mathbf{v}_\tau, \mathbf{u}_\tau; \mathbf{h}_\tau \leftarrow \mathbf{w}_\tau^0, \mathbf{v}_\tau^0, \mathbf{u}_\tau^0; \mathbf{h}_\tau^0$

while $k < \text{number of outer loop replications}$ **do**

\mathbf{w}_τ^{k+1} update:

while $j < \text{number of inner loop replications}$ **do**

$\mathbf{r}_\tau^{j+1} := \arg \min_{\mathbf{r}} (n-1)/(2T) \cdot \rho_\tau(\mathbf{r}_\tau) + \kappa/2 \cdot \|\mathbf{r}_\tau + \mathbf{\Pi} \mathbf{w}_\tau^j - \mathbf{y} + \mathbf{h}_\tau - \tau^k/\kappa\|_2^2$

$\mathbf{w}_\tau^{j+1} := \arg \min_{\mathbf{w}_\tau} \gamma/2 \cdot \|\mathbf{A} \mathbf{w}_\tau - \mathbf{v}_\tau^k + \mathbf{u}_\tau^k/\gamma\|_2^2 + \kappa/2 \cdot \|\mathbf{\Pi} \mathbf{w}_\tau + \mathbf{r}_\tau^{j+1} - \mathbf{y} + \mathbf{h}_\tau^k/\kappa\|_2^2$

$\mathbf{h}_\tau^{j+1} := \mathbf{h}_\tau^j + \kappa(\mathbf{r}_\tau^{j+1} + \mathbf{\Pi} \mathbf{w}_\tau^{j+1} - \mathbf{y})$

end

$\mathbf{v}_\tau^{(i)k+1} := \arg \min_{\mathbf{v}_\tau^{(i)}} P_\lambda(\|\mathbf{v}_\tau^{(i)}\|_2) + \gamma/2 \cdot \|(\mathbf{A} \mathbf{w}_\tau^{k+1})^{(i)} + \mathbf{u}_\tau^{k(i)}/\gamma - \mathbf{v}_\tau^{(i)}\|_2^2$

$\mathbf{u}_\tau^{k+1} := \mathbf{u}_\tau^k + \gamma(\mathbf{A} \mathbf{w}_\tau^{k+1} - \mathbf{v}_\tau^{k+1})$

end

Result: optimized \mathbf{w}_τ

By introducing the dummy variable $\mathbf{v}_\tau = \mathbf{A} \mathbf{w}_\tau \in \mathbb{R}^{\binom{n}{2}H}$, we can rewrite the objective function of (5) into the constrained form

$$\frac{n-1}{2T} \rho_\tau(\mathbf{y} - \mathbf{\Pi} \mathbf{w}_\tau) + \sum_{i=1}^{\binom{n}{2}} p_\lambda(\|\mathbf{v}_\tau^{(i)}\|_2), \quad \text{subject to } \mathbf{A} \mathbf{w}_\tau - \mathbf{v}_\tau = 0,$$

and further the augmented Lagrangian form

$$\mathcal{L}_\gamma(\mathbf{w}_\tau, \mathbf{v}_\tau; \mathbf{u}_\tau) = \frac{n-1}{2T} \rho_\tau(\mathbf{y} - \mathbf{\Pi} \mathbf{w}_\tau) + \sum_{i=1}^{\binom{n}{2}} p_\lambda(\|\mathbf{v}_\tau^{(i)}\|) + \frac{\gamma}{2} \left\| \mathbf{A} \mathbf{w}_\tau - \mathbf{v}_\tau + \frac{\mathbf{u}_\tau}{\gamma} \right\|_2^2,$$

respectively, where \mathbf{u}_τ is the Lagrangian multiplier and γ is the penalty parameter. Given the fixed tuning parameter λ , the augmented Lagrangian form can be solved by the ADMM algorithm, as summarized in Algorithm 1.

In the outer loop of Algorithm 1, the \mathbf{w}_τ -update takes the form of

$$\frac{n-1}{2T} \rho_\tau(\mathbf{y} - \mathbf{\Pi} \mathbf{w}_\tau) + \frac{\gamma}{2} \|\mathbf{A} \mathbf{w}_\tau - \mathbf{v}_\tau + \mathbf{u}_\tau/\gamma\|_2^2,$$

and does not have an explicit solution. Consider its augmented Lagrangian form

$$\mathcal{L}_\kappa(\mathbf{w}_\tau, \mathbf{r}_\tau; \mathbf{h}_\tau) = \frac{n-1}{2T} \rho_\tau(\mathbf{r}_\tau) + \frac{\gamma}{2} \|\mathbf{A} \mathbf{w}_\tau - \mathbf{v}_\tau + \mathbf{u}_\tau/\gamma\|_2^2 + \frac{\kappa}{2} \|\mathbf{r}_\tau + \mathbf{\Pi} \mathbf{w}_\tau - \mathbf{y} + \mathbf{h}_\tau/\kappa\|_2^2,$$

where \mathbf{r}_τ is the dummy variable for $\mathbf{y} - \mathbf{\Pi} \mathbf{w}_\tau$, \mathbf{h}_τ is the Lagrangian multiplier, and κ is the penalty parameter. We then apply another ADMM algorithm to solve it, and this results in the inner loop in Algorithm 1. Note that the \mathbf{r}_τ -update can be solved by the asymmetric soft-thresholding operator, while the \mathbf{w}_τ -update is a least squares problem and has closed-form solution. Even though the dimensions of matrices $\mathbf{A} \in \mathbb{R}^{\binom{n}{2}H \times nH}$ and $\mathbf{\Pi} \in \mathbb{R}^{nT \times nH}$ are very large, the design matrix for the least squares problem in the \mathbf{w}_τ -update remains the same for all iterations. Hence, we can apply the QR decomposition to the design matrix in the least squares problem only once, and it is not necessary to calculate the inverse of this large matrix repeatedly.

As the penalty function $P_\lambda(\cdot)$ is nonconvex, we apply the majorization method in $\mathbf{v}_\tau^{(i)}$ -update as in Peng and Wang (2015). Here $\mathbf{v}_\tau^{(i)}$ step has a closed-form solution:

$$\mathbf{v}_\tau^{(i)k+1} = R_{P'_\lambda(\|\mathbf{v}_\tau^{(i)}\|_2+)/\gamma} \left((\mathbf{A} \mathbf{w}_\tau^{k+1})^{(i)} + \mathbf{u}_\tau^{k(i)}/\gamma \right),$$

where $R_t(\mathbf{x}) = \mathbf{x}(1 - t/\|\mathbf{x}\|_2)_+$ and $P'_\lambda(a+)$ denotes the limit of the derivative $P'_\lambda(x)$ when $x \rightarrow a$ from the above. Note that, with $P_\lambda(\cdot)$ being the SCAD penalty,

$$P'_\lambda(\|\mathbf{v}_\tau^{(i)}\|_2+) = \begin{cases} \lambda, & \text{when } 0 \leq \|\mathbf{v}_\tau^{(i)}\|_2 < \lambda; \\ (a\lambda - \|\mathbf{v}_\tau^{(i)}\|_2)/(a-1), & \text{when } \lambda \leq \|\mathbf{v}_\tau^{(i)}\|_2 < a\lambda; \\ 0, & \text{when } \|\mathbf{v}_\tau^{(i)}\|_2 \geq a\lambda. \end{cases}$$

In Algorithm 1, all subproblems have closed-form solutions and thus can be solved efficiently.

For nonconvex objective functions, it is well known that the ADMM algorithm may not converge to the global optimal solution and the results are highly sensitive to the initial values. We suggest a fine grid search with a warm-start initialization procedure to solve the problem. Specifically, we first consider a sequence of increasing tuning parameters $0 = \lambda_0 < \lambda_1 < \dots < \lambda_M$ on a fine grid, and set the initial values of $\mathbf{w}_\tau, \mathbf{v}_\tau, \mathbf{u}_\tau$ and \mathbf{h}_τ to $\mathbf{0}$ for $\lambda_0 = 0$. For the following tuning parameters λ_m , $1 \leq m \leq M$, we initialize the iterative algorithm by the solution previously obtained with respect to λ_{m-1} .

5 Simulation Experiments

This section conducts four simulation experiments to evaluate the finite-sample performance of the proposed SCAD pairwise fusion penalized estimator, and the oracle estimator with the known group structure is set to be the benchmark for comparison.

For each experiment, individuals belong to three subgroups of equal size, and the data generating process is

$$y_{it} = c \cdot \sin(2x_{it}) + e_{it}(\tau),$$

where we set $c = 0.2, 1$ or 2 for each subgroup, and $e_{it}(\tau)$ is independent of x_{it} except for the last experiment. The performance of both estimators are measured by the mean squared errors (MSEs) defined as the average of $(nT)^{-1} \sum_{i=1}^n \sum_{t=1}^T [\hat{m}_{i,\tau}(x_{it}) - m_{i,\tau}(x_{it})]^2$ over 100 replications, where $\hat{m}_{i,\tau}(x_{it}) = \mathbf{\Pi}(x_{it})^\top \hat{\boldsymbol{\theta}}_{i,\tau}(\lambda)$ and $\mathbf{\Pi}(x_{it})^\top \hat{\boldsymbol{\theta}}_{i,\tau}^o$ is the estimated response based on the SCAD pairwise fusion penalized estimator and oracle estimator, respectively. The tuning parameter λ for the penalized estimator is selected by SIC as discussed in Section 2.3. The group selection performance of the penalized estimator can be evaluated by the average numbers of estimated subgroups \hat{K} .

The first experiment is to check the performance of $\hat{m}_{i,\tau}(x_{it})$ at different quantile levels. The covariate and error term $\{x_{it}, e_{it}(\tau)\}$ are assumed to be independent and identically distributed (*i.i.d.*) across both i and t , where x_{it} follows the standard uniform distribution, and $e_{it}(\tau)$ follows a normal distribution with the standard deviation of 0.1 and mean satisfying that $\mathbb{P}(e_{it}(\tau) \leq 0) = \tau$. We consider two quantile levels, $\tau = 0.5$ and 0.7 , and there are

$n = 60$ or 120 individuals and $T=20, 30, 100$ or 1000 time points. Table 1 gives the MSEs for $\hat{m}_{i,\tau}(\cdot)$, and the average numbers of estimated subgroups \hat{K} selected by the penalized estimator is also reported.

It can be seen that the MSEs of the pairwise fusion penalized estimator and the oracle estimator are close to each other, and they decrease as the sample size n and/or time periods T increases. In fact, the performance is related to the value of nT . Moreover, the MSEs at $\tau = 0.7$ are slightly larger than those at $\tau = 0.5$. Finally, when the number of time points T is larger than, or even comparable to, the number of individuals n , the proposed SIC can select the number of subgroups correctly. When T is too small, as mentioned in Remark 2, the SIC may have the difficulty in selecting the correct subgroups, and the MSEs of the penalized estimator are slightly greater than those of the oracle estimator.

The second experiment is for the case with weak dependence in the sequence of covariates. Specifically, the covariates are generated by an autoregressive model, $x_{it} = 0.5x_{i(t-1)} + u_{it}$, where $\{u_{it}\}$ are *i.i.d.* standard normal random variables, and they are independent across individuals. The error terms $\{e_{it}(\tau)\}$ are generated as in the first experiment, and the quantile level is fixed at $\tau = 0.5$. All the other settings are the same as in the first experiment. The left panel of Table 2 presents the MSEs for both estimators and the average numbers of estimated subgroups \hat{K} by the penalized estimator. The observations are similar to those in the first experiment, except few cases with relatively larger MSEs when both n and T are small. We may argue that, when x_{it} are dependent and α -mixing across t , the pairwise fusion penalized estimator has a performance as good as the case with *i.i.d.* covariates, i.e. the proposed estimator is robust to the weak dependence in covariates. In addition, the SIC can select the number of subgroups consistently.

The third experiment is for the case with heavy tails, and the errors are generated by $e_{it}(\tau) = 0.1\epsilon_{it}(\tau)$, where $\{\epsilon_{it}(\tau)\}$ are independent across i and t and follow the Student's t distribution with five degrees of freedom. The covariates $\{x_{it}\}$ are generated as in the first experiment, and the quantile level is fixed at $\tau = 0.5$. All the other settings are the same as in the first experiment. The MSEs for both estimators and the average numbers of estimated subgroups \hat{K} are listed in the middle panel of Table 2. Note that the t distribution with five degrees of freedom has much heavier tails than those of the normal distribution. While,

in general, a similar performance to that in the first experiment can be observed although the response is subject to the heavy-tailed noise contamination. Moreover, the estimated numbers of groups \hat{K} are relatively larger than those in the first experiment when both n and T are small, but they become correct as n and T increase. We may argue that the proposed estimation is robust to the heavy tails.

The fourth experiment is for the case with conditional heteroscedastic errors, and the error term is set to $e_{it}(\tau) = 0.2x_{it}\varepsilon_{it}(\tau)$, where $\{x_{it}, \varepsilon_{it}(\tau)\}$ are generated as in the first experiment. The quantile level is fixed at $\tau = 0.5$, and all the other settings are the same as in the first experiment. The right panel of Table 2 presents the MSEs for both estimators and the average numbers of estimated subgroups \hat{K} . It can be seen that, compared with the results in the first and third experiments, the proposed estimator has slightly larger MSEs. While, in terms of the estimated number of groups, we have a relatively better performance than that in the third experiment.

In sum, we may conclude that the proposed method can be used to conduct homogeneity pursuit at different quantile levels, and it is robust to the weak dependence, heavy tails, and heterogeneous errors.

6 Real Data Analysis

This section analyzes a climate dataset collected from different regions of the United Kingdom (UK). It can be downloaded from the website <https://www.metoffice.gov.uk/research/climate/maps-and-data/historic-station-data>. The time period is month, and there are 37 weather stations in total. We attempt to study how the temperature can be affected by the sunshine duration. The response y_{it} is set to be the mean of daily maximum temperature, and the covariate x_{it} is the total sunshine duration counted by hours. We consider the data from Jan 1993 to Dec 2009, and there are total 204 time points. After removing these stations with missing values, there are total 16 stations left, i.e. the number of individuals is 16.

We first consider the quantile level of $\tau = 0.5$, and the proposed nonparametric quantile regression is applied to search for the subgroups. The tuning parameter λ is selected by the

SIC in Section 2.3. All data are seasonally adjusted, and x_{it} are standardized into the range $[0, 1]$ before model fitting. For different values of the tuning parameter λ , Figure 1 plots the corresponding numbers of selected groups \hat{K} , and the calculated values of SIC are also given. It is reasonable to choose $\hat{K} = 5$ groups, and the corresponding tuning parameter is $\lambda = 1.52$. Figure 2 presents the estimated nonlinear functions, $\hat{m}_{(k),0.5}$ with $1 \leq k \leq 5$, and Figure 3 plots the grouped weather stations.

It can be seen that Group 2 consists of five stations, Cambridge, Heathrow, Hurn, Oxford, and Ross-On-Wye, and they are located south of the UK. As a result, this group has the highest average maximum temperature. As the biggest group, Group 1 has seven members: Armagh, Bradford, Eastbourne, Paisley, Shawbury, Sheffield, and Waddington. This group has the most smooth curve of $\hat{m}_{(1),0.5}$, and this may be due to the fact that these members are located on sides of channels and hence have more steady temperatures. The two members of Group 3, Leuchars and Eskdalemuir, are located in the north of these stations in Group 1, and hence they have lower temperatures. Groups 4 and 5 both include one station only, and they are at Camborne and Lerwick, respectively. In fact, compared to the first three groups, these two stations locate extremely; see Figure 3 for illustration. Consequently, there is less information for the inference of these two groups, and their estimated curves, $\hat{m}_{(4),0.5}$ and $\hat{m}_{(5),0.5}$, are thus not as smooth as those for the first three groups.

The proposed methodology is also applied to the quantile level of $\tau = 0.9$, which corresponds to the scenario with extremely high temperatures. There are six groups detected, i.e. $\hat{K} = 6$, and the fitted nonparametric functions $\hat{m}_{(k),0.9}$ are presented in Figure 2. The biggest group, Group 1, has six members: Armagh, Bradford, Paisley, Shawbury, Sheffield, and Waddington. In the meanwhile, the two southern stations, Eastbourne and Camborne, join Group 2 at the level of $\tau = 0.5$, while Heathrow has a distinct structure and forms a new group with itself. We refer them Groups 2 and 6, and Heathrow itself belongs to Group 6. Groups 3-5 all have only one group member, and they include Leuchars, Eskdalemuir, and Lerwick, respectively.

Compared to the grouping structure at $\tau = 0.5$, the subgroups $\tau = 0.9$ are consistent with the latitude of stations, i.e. these stations are segmented horizontally from south to north, except for Heathrow station. From Figure 2, Heathrow, namely Group 6, has the

largest conditional quantile function among six groups and, compared to other southern stations in Group 2, Heathrow station has relatively higher temperature given the sunshine duration. This may be due to the Urban Heat Island effect since Heathrow is within the greater London area. Another possible reason is that the station is very close to the north runway of Heathrow Airport, and the extremely high temperature can be affected by the local neighborhood environment. Several other upper quantile levels, say $\tau = 0.95$, are also investigated, and the Heathrow station is always separated from other southern stations.

7 Conclusions and Discussions

For panel data models with subgroup effects, this paper considers a nonparametric method to explore the relationship between response and predictors, which can avoid the wrong grouping results due to possible model misspecification. In addition, quantile regression is also employed to detect different pursuit results at various quantile levels. More importantly, these two features are both supported by the real analysis on a climate dataset. A concave fused penalty is used to select the groups and estimate models simultaneously, and the corresponding oracle properties are hence expected. Moreover, the developed ADMM algorithm can be used to efficiently solve the pairwise fusion penalized minimization problem.

This paper can be extended in three directions. First, when there are many covariates, the nonparametric method will lead to a large number of parameters and, as in [Lian et al. \(2021\)](#), we may consider some semiparametric approaches to substantially reduce the model complexity. Secondly, in our real analysis, we handle these two quantile levels, $\tau = 0.5$ and 0.9 , independently. This motivates us to consider many levels simultaneously, and the fused penalty can then be further applied to cluster these levels. Finally, this paper considers the subgroup structure with a fixed number of groups, and the exact homogeneity is also assumed within each group. It may be interesting in theory to relax the exact homogeneity to approximate homogeneity with a diverging number of groups to flexibly characterize the heterogeneous nature in real applications.

Appendix A: Proofs of Theorems 1–3

Throughout this appendix, for simplicity, we omit τ in all notations, and simplify $\boldsymbol{\theta}_{i,\tau}$, $\boldsymbol{\theta}_{(k),\tau}$, and $e_{it}(\tau)$ to $\boldsymbol{\theta}_i$, $\boldsymbol{\theta}_{(k)}$, and e_{it} , respectively. The auxiliary lemmas in the proof are relegated to the Supplementary Material.

Proof of Theorem 1. To prove the estimation rate of the oracle estimator $\hat{\boldsymbol{\theta}}_{(k)}^o$, it suffices to show that, for sufficiently large $L > 0$,

$$\mathbb{P}\left(\inf_{\|\boldsymbol{\theta}_{(k)} - \boldsymbol{\theta}_{0(k)}\|_2 = L\xi(n,T)} \sum_{i \in G_{k,t}} \rho_\tau(y_{it} - \boldsymbol{\Pi}(x_{it})^\top \boldsymbol{\theta}_{(k)}) > \sum_{i \in G_{k,t}} \rho_\tau(y_{it} - \boldsymbol{\Pi}(x_{it})^\top \boldsymbol{\theta}_{0(k)})\right) \rightarrow 1.$$

Note that for each group k ,

$$\begin{aligned} & \inf_{\|\boldsymbol{\theta}_{(k)} - \boldsymbol{\theta}_{0(k)}\|_2 = L\xi(n,T)} \sum_{i \in G_{k,t}} \rho_\tau(y_{it} - \boldsymbol{\Pi}(x_{it})^\top \boldsymbol{\theta}_{(k)}) - \sum_{i \in G_{k,t}} \rho_\tau(y_{it} - \boldsymbol{\Pi}(x_{it})^\top \boldsymbol{\theta}_{0(k)}) \\ & \leq \left\{ \inf_{\|\boldsymbol{\theta}_{(k)} - \boldsymbol{\theta}_{0(k)}\|_2 = L\xi(n,T)} \sum_{i \in G_{k,t}} \left\{ \mathbb{E} [\rho_\tau(y_{it} - \boldsymbol{\Pi}(x_{it})^\top \boldsymbol{\theta}_{(k)}) | x_{it}] - \mathbb{E} [\rho_\tau(y_{it} - \boldsymbol{\Pi}(x_{it})^\top \boldsymbol{\theta}_{0(k)}) | x_{it}] \right\} \right\} \\ & - \left\{ \sup_{\|\boldsymbol{\theta}_{(k)} - \boldsymbol{\theta}_{0(k)}\|_2 = L\xi(n,T)} \sum_{i \in G_{k,t}} \boldsymbol{\Pi}(x_{it})^\top (\boldsymbol{\theta}_{(k)} - \boldsymbol{\theta}_{0(k)}) (\tau - I\{e_{it} \leq 0\}) \right\} \\ & - \left\{ \sup_{\|\boldsymbol{\theta}_{(k)} - \boldsymbol{\theta}_{0(k)}\|_2 = L\xi(n,T)} \left| \sum_{i \in G_{k,t}} \rho_\tau(y_{it} - \boldsymbol{\Pi}(x_{it})^\top \boldsymbol{\theta}_{(k)}) - \sum_{i \in G_{k,t}} \rho_\tau(y_{it} - \boldsymbol{\Pi}(x_{it})^\top \boldsymbol{\theta}_{0(k)}) \right. \right. \\ & + \sum_{i \in G_{k,t}} \boldsymbol{\Pi}(x_{it})^\top (\boldsymbol{\theta}_{(k)} - \boldsymbol{\theta}_{0(k)}) (\tau - I\{e_{it} \leq 0\}) \\ & \left. \left. - \sum_{i \in G_{k,t}} \mathbb{E} [\rho_\tau(y_{it} - \boldsymbol{\Pi}(x_{it})^\top \boldsymbol{\theta}_{(k)}) | x_{it}] - \sum_{i \in G_{k,t}} \mathbb{E} [\rho_\tau(y_{it} - \boldsymbol{\Pi}(x_{it})^\top \boldsymbol{\theta}_{0(k)}) | x_{it}] \right| \right\} \\ & := T_1 - T_2 - T_3. \end{aligned}$$

By Lemmas 2–5 in the supplementary material, we have that, with probability approaching one, $T_1 \geq CL^2 n_k T \xi^2(n, T)$, $T_2 = L \cdot O_p(n_k T \xi^2(n, T))$, and $T_3 = o_p(n_k T \xi^2(n, T))$. Therefore, for sufficiently large L , $\mathbb{P}(T_1 - T_2 - T_3 > 0) \rightarrow 1$.

Now we consider asymptotic normality. Note that

$$\begin{aligned}
& \sum_{i \in G_k, t} \mathbb{E}[\rho_\tau(y_{it} - \mathbf{\Pi}(x_{it})^\top \boldsymbol{\theta}_{(k)}) | x_{it}] - \sum_{i \in G_k, t} \mathbb{E}[\rho_\tau(y_{it} - \mathbf{\Pi}(x_{it})^\top \boldsymbol{\theta}_{0(k)}) | x_{it}] \\
&= \sum_{i \in G_k, t} \int_{\mathbf{\Pi}(x_{it})^\top \boldsymbol{\theta}_{0(k)} - m_{it}}^{\mathbf{\Pi}(x_{it})^\top \boldsymbol{\theta}_{(k)} - m_{i,t}} F(z | x_{it}) - F(0 | x_{it}) dz \\
&= \frac{1}{2} \sum_{i \in G_k, t} f(0 | x_{it}) [(\mathbf{\Pi}(x_{it})^\top (\boldsymbol{\theta}_{(k)} - \boldsymbol{\theta}_{0(k)}))^2 + 2\mathbf{\Pi}(x_{it})^\top (\boldsymbol{\theta}_{(k)} - \boldsymbol{\theta}_{0(k)}) R_{it}] \\
&+ O_p(n_k T (\sqrt{H} \xi(n, T))^3),
\end{aligned}$$

where $R_{it} = \mathbf{\Pi}(x_{it})^\top \boldsymbol{\theta}_{0(k)} - g_i(x_{it})$. Define

$$\begin{aligned}
\tilde{\boldsymbol{\theta}}_{(k)} := \arg \min_{\boldsymbol{\theta}_{(k)}} \sum_{i \in G_k, t} \Big\{ & -\mathbf{\Pi}(x_{it})^\top (\boldsymbol{\theta}_{(k)} - \boldsymbol{\theta}_{0(k)}) (\tau - I\{e_{it} \leq 0\}) \\
& + \frac{1}{2} f(0 | x_{it}) [(\mathbf{\Pi}(x_{it})^\top (\boldsymbol{\theta}_{(k)} - \boldsymbol{\theta}_{0(k)}))^2 + 2\mathbf{\Pi}(x_{it})^\top (\boldsymbol{\theta}_{(k)} - \boldsymbol{\theta}_{0(k)}) R_{it}] \Big\}.
\end{aligned}$$

We have obviously

$$\tilde{\boldsymbol{\theta}}_{(k)} = \boldsymbol{\theta}_{0(k)} + (\mathbf{Z}_k^\top \mathbf{f}_k \mathbf{Z}_k)^{-1} (-\mathbf{Z}_k^\top \mathbf{f}_k \mathbf{R}_k + \mathbf{Z}_k^\top \boldsymbol{\epsilon}_k),$$

where \mathbf{Z}_k and \mathbf{f}_k are defined in Theorem 1, $\mathbf{R}_k = (R_{11} I\{1 \in G_k\}, \dots, R_{nT} I\{n \in G_k\})^\top$, and $\boldsymbol{\epsilon}_k = ((\tau - I\{e_{11} \leq 0\}) I\{1 \in G_k\}, \dots, (\tau - I\{e_{nT} \leq 0\}) I\{n \in G_k\})^\top$.

First consider $\mathbf{\Pi}(x)^\top (\mathbf{Z}_k^\top \mathbf{f}_k \mathbf{Z}_k)^{-1} \mathbf{Z}_k^\top \boldsymbol{\epsilon}_k$. Its conditional asymptotic variance is given by $\tau(1 - \tau) \mathbf{\Pi}(x)^\top (\mathbf{Z}_k^\top \mathbf{f}_k \mathbf{Z}_k)^{-1} (\mathbf{Z}_k^\top \mathbf{Z}_k) (\mathbf{Z}_k^\top \mathbf{f}_k \mathbf{Z}_k)^{-1} \mathbf{\Pi}(x) \asymp H/(n_k T)$. Using Lindeberg-Feller condition, similar to the proof of Theorem 3.1 of Zhou et al. (1998), and by a central limit theorem for α -mixing sequences, we have

$$\begin{aligned}
& (\tau(1 - \tau) \mathbf{\Pi}(x)^\top (\mathbf{Z}_k^\top \mathbf{f}_k \mathbf{Z}_k)^{-1} (\mathbf{Z}_k^\top \mathbf{Z}_k) (\mathbf{Z}_k^\top \mathbf{f}_k \mathbf{Z}_k)^{-1} \mathbf{\Pi}(x))^{-1/2} \mathbf{\Pi}(x)^\top (\mathbf{Z}_k^\top \mathbf{f}_k \mathbf{Z}_k)^{-1} \mathbf{Z}_k^\top \boldsymbol{\epsilon}_k \\
& \xrightarrow{d} N(0, 1).
\end{aligned}$$

By Lemma 3 in the supplementary material and $|R_{it}| = O(H^{-d})$,

$$\mathbf{\Pi}(x)^\top (\mathbf{Z}_k^\top \mathbf{f}_k \mathbf{Z}_k)^{-1} \mathbf{Z}_k^\top \mathbf{R}_k = o_p(\sqrt{H/(n_k T)}).$$

Thus,

$$\frac{\mathbf{\Pi}(x)^\top (\tilde{\boldsymbol{\theta}}_{(k)} - \boldsymbol{\theta}_{0(k)})}{(\tau(1 - \tau) \mathbf{\Pi}(x)^\top (\mathbf{Z}_k^\top \mathbf{f}_k \mathbf{Z}_k)^{-1} (\mathbf{Z}_k^\top \mathbf{Z}_k) (\mathbf{Z}_k^\top \mathbf{f}_k \mathbf{Z}_k)^{-1} \mathbf{\Pi}(x))^{1/2}} \rightarrow N(0, 1).$$

If $H(n_k T)^{-1/(2d+1)} \rightarrow \infty$, the above implies that

$$\frac{\mathbf{\Pi}(x)^\top \tilde{\boldsymbol{\theta}}_{(k)} - m_k(x)}{(\tau(1-\tau)\mathbf{\Pi}(x)^\top (\mathbf{Z}_k^\top \mathbf{f}_k \mathbf{Z}_k)^{-1} (\mathbf{Z}_k^\top \mathbf{Z}_k) (\mathbf{Z}_k^\top \mathbf{f}_k \mathbf{Z}_k)^{-1} \mathbf{\Pi}(x))^{1/2}} \rightarrow N(0, 1).$$

Denote

$$\begin{aligned} Q(\boldsymbol{\theta}_{(k)}) &= - \sum_{i \in G_k, t} \mathbf{\Pi}(x)^\top (\boldsymbol{\theta}_{(k)} - \boldsymbol{\theta}_{0(k)}) (\tau - I\{e_{it} \leq 0\}) \\ &+ \sum_{i \in G_k, t} \{\mathbb{E}[\rho_\tau(e_{it} + m_{it} - \mathbf{\Pi}(x_{it})^\top \boldsymbol{\theta}_{(k)}) | \{x_{it}\}] - \mathbb{E}[\rho_\tau(e_{it} + m_{it} - \mathbf{\Pi}(x_{it})^\top \boldsymbol{\theta}_{0(k)}) | \{x_{it}\}]\}. \end{aligned}$$

If $\|\boldsymbol{\theta}_{(k)} - \tilde{\boldsymbol{\theta}}_{(k)}\|_2 = \delta\xi(n, T)$ for some small positive number δ , then by the similar arguments in Lemma 2, we have

$$\begin{aligned} \sup_{\|\boldsymbol{\theta}_{(k)} - \tilde{\boldsymbol{\theta}}_{(k)}\|_2 \leq \delta\xi(n, T)} \left| \sum_{i \in G_k, t} \rho_\tau(y_{it} - \mathbf{\Pi}(x_{it})^\top \boldsymbol{\theta}_{(k)}) - \rho_\tau(y_{it} - \mathbf{\Pi}(x_{it})^\top \tilde{\boldsymbol{\theta}}_{(k)}) - Q(\boldsymbol{\theta}_{(k)}) + Q(\tilde{\boldsymbol{\theta}}_{(k)}) \right| \\ = o_p(n_k T \xi^2(n, T)). \end{aligned}$$

By the definition of $\tilde{\boldsymbol{\theta}}_{(k)}$, $\tilde{\boldsymbol{\theta}}_{(k)}$ is the minimizer of the quadratic function. Therefore, when $\|\boldsymbol{\theta}_{(k)} - \tilde{\boldsymbol{\theta}}_{(k)}\|_2 = \delta\xi(n, T)$,

$$|Q(\boldsymbol{\theta}_{(k)}) - Q(\tilde{\boldsymbol{\theta}}_{(k)})| \geq C n_k T \|\boldsymbol{\theta}_{(k)} - \tilde{\boldsymbol{\theta}}_{(k)}\|_2^2 - O_p(n_k T (\sqrt{H} \xi(n, T))^3) > C n_k T \delta^2 \xi^2(n, T).$$

As a result, we have

$$\mathbb{P} \left\{ \inf_{\|\boldsymbol{\theta}_{(k)} - \tilde{\boldsymbol{\theta}}_{(k)}\|_2 = \delta\xi(n, T)} \sum_{i \in G_k, t} \rho_\tau(y_{it} - \mathbf{\Pi}(x_{it})^\top \boldsymbol{\theta}_{(k)}) > \sum_{i \in G_k, t} \rho_\tau(y_{it} - \mathbf{\Pi}(x_{it})^\top \tilde{\boldsymbol{\theta}}_{(k)}) \right\} \rightarrow 1.$$

By the convexity of the objective function $\rho_\tau(\cdot)$ and the definition of $\hat{\boldsymbol{\theta}}_{(k)}$, we conclude that $\|\hat{\boldsymbol{\theta}}_{(k)} - \tilde{\boldsymbol{\theta}}_{(k)}\|_2 = o_p(\xi(n, T))$, which implies that $\hat{m}_{(k)}$ has the same asymptotic properties as $\tilde{m}_{(k)}$, as in the statement of the theorem. □

Proof of Theorem 2. We define the oracle estimator to be that obtained from (2) assuming the groups are known and thus $\hat{\boldsymbol{\theta}}_{(k)}^o$ is obtained from only observations in G_k , separately for different groups. We only need to show that with probability approaching one, the oracle estimator is a local minimizer of (3).

Considering any $\boldsymbol{\theta}_i$ with $\|\boldsymbol{\theta}_i - \widehat{\boldsymbol{\theta}}_i^o\|_2 \leq c$ for all i , with c sufficiently small, specifically $c = o(\lambda)$. We only need to show that uniformly over $\boldsymbol{\theta}_c := \{\boldsymbol{\theta} = (\boldsymbol{\theta}_1^\top, \dots, \boldsymbol{\theta}_n^\top)^\top : \|\boldsymbol{\theta}_i - \widehat{\boldsymbol{\theta}}_i^o\|_2 \leq c, \forall i\}$,

$$\begin{aligned} & \frac{1}{nT} \sum_{i,t} \rho_\tau(y_{it} - \boldsymbol{\Pi}(x_{it})^\top \boldsymbol{\theta}_i) + \binom{n}{2}^{-1} \sum_{i < j} p_\lambda(\|\boldsymbol{\theta}_i - \boldsymbol{\theta}_j\|_2) \\ & \geq \frac{1}{nT} \sum_{i,t} \rho_\tau(y_{it} - \boldsymbol{\Pi}(x_{it})^\top \widehat{\boldsymbol{\theta}}_i^o) + \binom{n}{2}^{-1} \sum_{i < j} p_\lambda(\|\widehat{\boldsymbol{\theta}}_i^o - \widehat{\boldsymbol{\theta}}_j^o\|_2). \end{aligned}$$

Let $g_i = k$ if $i \in G_k$. That is, g_i is an indicator on individual i 's group identity. Let $\boldsymbol{O} := \{\boldsymbol{\theta} = (\boldsymbol{\theta}_1^\top, \dots, \boldsymbol{\theta}_n^\top)^\top : \boldsymbol{\theta}_i = \boldsymbol{\theta}_j \text{ if } g_i = g_j\}$. That is, \boldsymbol{O} consists of all coefficients that satisfy the group partition structure. For ease of presentation, define the mapping $\boldsymbol{\Gamma} : \mathbb{R}^{Hn} \rightarrow \boldsymbol{O}$ with $\boldsymbol{\Gamma}(\boldsymbol{\theta}) = (\boldsymbol{\theta}_1^*, \dots, \boldsymbol{\theta}_n^*)$, where $\boldsymbol{\theta}_i^* = \sum_{j: g_j = g_i} \boldsymbol{\theta}_j / |G_{g_i}|$. In other words, $\boldsymbol{\Gamma}$ can be the projected value of $\boldsymbol{\theta}$ to the space \boldsymbol{O} .

The proof of the displayed equation above can be achieved by the following two steps.

(a)

$$\begin{aligned} & \inf_{\boldsymbol{\theta}^* = \boldsymbol{\Gamma}(\boldsymbol{\theta}), \boldsymbol{\theta} \in \boldsymbol{\theta}_c} \frac{1}{nT} \sum_{i,t} \rho_\tau(y_{it} - \boldsymbol{\Pi}(x_{it})^\top \boldsymbol{\theta}_i^*) + \binom{n}{2}^{-1} \sum_{i < j} p_\lambda(\|\boldsymbol{\theta}_i^* - \boldsymbol{\theta}_j^*\|_2) \\ & \geq \frac{1}{nT} \sum_{i,t} \rho_\tau(y_{it} - \boldsymbol{\Pi}(x_{it})^\top \widehat{\boldsymbol{\theta}}_i^o) + \binom{n}{2}^{-1} \sum_{i < j} p_\lambda(\|\widehat{\boldsymbol{\theta}}_i^o - \widehat{\boldsymbol{\theta}}_j^o\|_2). \end{aligned}$$

(b)

$$\begin{aligned} & \inf_{\boldsymbol{\theta}^* = \boldsymbol{\Gamma}(\boldsymbol{\theta}), \boldsymbol{\theta} \in \boldsymbol{\theta}_c} \frac{1}{nT} \sum_{i,t} \rho_\tau(y_{it} - \boldsymbol{\Pi}(x_{it})^\top \boldsymbol{\theta}_i) + \binom{n}{2}^{-1} \sum_{i < j} p_\lambda(\|\boldsymbol{\theta}_i - \boldsymbol{\theta}_j\|_2) \\ & - \frac{1}{nT} \sum_{i,t} \rho_\tau(y_{it} - \boldsymbol{\Pi}(x_{it})^\top \boldsymbol{\theta}_i^*) - \binom{n}{2}^{-1} \sum_{i < j} p_\lambda(\|\boldsymbol{\theta}_i^* - \boldsymbol{\theta}_j^*\|_2) \geq 0. \end{aligned}$$

For (a), by the definition of the local minimizer which minimizes the check loss subject to the grouping constraint, we have

$$\inf_{\boldsymbol{\theta}^* = \boldsymbol{\Gamma}(\boldsymbol{\theta}), \boldsymbol{\theta} \in \boldsymbol{\theta}_c} \frac{1}{nT} \sum_{i,t} \rho_\tau(y_{i,t} - \boldsymbol{\Pi}(x_{it})^\top \boldsymbol{\theta}_i^*) \geq \frac{1}{nT} \sum_{i,t} \rho_\tau(y_{it} - \boldsymbol{\Pi}(x_{it})^\top \widehat{\boldsymbol{\theta}}_i^o). \quad (6)$$

If $g_i \neq g_j$, by our assumptions, we have $\lambda = o(\|\boldsymbol{\theta}_{0i} - \boldsymbol{\theta}_{0j}\|_2)$ and $\xi(n, T) = o(\lambda)$. Thus,

$$\begin{aligned} \|\widehat{\boldsymbol{\theta}}_i^o - \widehat{\boldsymbol{\theta}}_j^o\|_2 & \geq \|\boldsymbol{\theta}_{0i} - \boldsymbol{\theta}_{0j}\|_2 - \|\widehat{\boldsymbol{\theta}}_i^o - \boldsymbol{\theta}_{0i}\|_2 - \|\widehat{\boldsymbol{\theta}}_j^o - \boldsymbol{\theta}_{0j}\|_2 \\ & \geq 3a\lambda - o_p(\lambda) \geq 2a\lambda. \end{aligned} \quad (7)$$

In addition,

$$\|\boldsymbol{\theta}_i^* - \widehat{\boldsymbol{\theta}}_i^o\|_2 = \left\| \sum_{k:g_k=g_i} \boldsymbol{\theta}_k/|G_k| - \widehat{\boldsymbol{\theta}}_i^o \right\|_2 \leq \max_{k:g_k=g_i} \|\boldsymbol{\theta}_k - \widehat{\boldsymbol{\theta}}_i^o\|_2 \leq c,$$

which implies that

$$\|\boldsymbol{\theta}_i^* - \boldsymbol{\theta}_j^*\|_2 \geq \|\widehat{\boldsymbol{\theta}}_i^o - \widehat{\boldsymbol{\theta}}_j^o\|_2 - \|\boldsymbol{\theta}_i^* - \widehat{\boldsymbol{\theta}}_i^o\|_2 - \|\boldsymbol{\theta}_j^* - \widehat{\boldsymbol{\theta}}_j^o\|_2 \geq 2a\lambda - 2c \geq a\lambda.$$

Thus, by the definition of SCAD penalty function,

$$p_\lambda(\|\boldsymbol{\theta}_i^* - \boldsymbol{\theta}_j^*\|_2) = p_\lambda(\|\widehat{\boldsymbol{\theta}}_i^o - \widehat{\boldsymbol{\theta}}_j^o\|_2) = \frac{(a+1)\lambda^2}{2}, \quad \text{if } g_i \neq g_j. \quad (8)$$

On the other hand, if $g_i = g_j$, then $\widehat{\boldsymbol{\theta}}_i^o = \widehat{\boldsymbol{\theta}}_j^o$ and $\boldsymbol{\theta}_i^* = \boldsymbol{\theta}_j^*$ and thus we have

$$p_\lambda(\|\boldsymbol{\theta}_i^* - \boldsymbol{\theta}_j^*\|_2) = p_\lambda(\|\widehat{\boldsymbol{\theta}}_i^o - \widehat{\boldsymbol{\theta}}_j^o\|_2) = 0, \quad \text{if } g_i = g_j. \quad (9)$$

Combining these two cases (8) and (9), as well as (6), we proved (a).

In the rest of the proof we will show (b). Using the convexity of the check loss function, we have $\rho_\tau(x) - \rho_\tau(y) \geq (\tau - I\{y \leq 0\})(x - y)$. Thus for the difference of the loss terms we have

$$\begin{aligned} & \frac{1}{nT} \sum_t \rho_\tau(y_{it} - \boldsymbol{\Pi}(x_{it})^\top \boldsymbol{\theta}_i) - \frac{1}{nT} \sum_t \rho_\tau(y_{it} - \boldsymbol{\Pi}(x_{it})^\top \boldsymbol{\theta}_i^*) \\ & \geq -\frac{1}{nT} \sum_t (\tau - 1\{y_{it} \leq \boldsymbol{\Pi}(x_{it})^\top \boldsymbol{\theta}_i\}) \boldsymbol{\Pi}(x_{it})^\top (\boldsymbol{\theta}_i - \boldsymbol{\theta}_i^*) \\ & = -\frac{1}{nT} \sum_t (\tau - 1\{e_{it} \leq 0\}) \boldsymbol{\Pi}(x_{it})^\top (\boldsymbol{\theta}_i - \boldsymbol{\theta}_i^*) \\ & \quad - \frac{1}{nT} \sum_t (1\{e_{it} \leq 0\} - 1\{e_{it} \leq \boldsymbol{\Pi}(x_{it})^\top \boldsymbol{\theta}_i - m_{it}\}) \boldsymbol{\Pi}(x_{it})^\top (\boldsymbol{\theta}_i - \boldsymbol{\theta}_i^*). \end{aligned} \quad (10)$$

For the first term, using Bernstein's inequality in Lemma 1 in the supplementary material, we have

$$\max_{1 \leq h \leq H, 1 \leq i \leq n} \sum_t (\tau - 1\{e_{it} \leq 0\}) \boldsymbol{\Pi}_h(x_{it}) = O_p(\sqrt{T \log(T) \log(nH \log(T))})$$

$$\text{and thus, } \max_{1 \leq i \leq n} \left\| \sum_t (\tau - 1\{e_{it} \leq 0\}) \boldsymbol{\Pi}(x_{it}) \right\|_2 = O_p(\sqrt{TH \log(T) \log(nH \log(T))}).$$

By Lemma 6, we have

$$\begin{aligned}
& \sup_{1 \leq i \leq n, \|\boldsymbol{\theta}_i - \hat{\boldsymbol{\theta}}_i^\circ\|_2 \leq c} \left\| \sum_t (1\{e_{it} \leq 0\} - 1\{e_{it} \leq \boldsymbol{\Pi}(x_{it})^\top \boldsymbol{\theta}_i - m_{it}\}) \boldsymbol{\Pi}(x_{it}) \right\|_2 \\
& \leq \sup_{1 \leq i \leq n, \|\boldsymbol{\theta}_i - \hat{\boldsymbol{\theta}}_i^\circ\|_2 \leq c} \left\| \sum_t (1\{e_{it} \leq 0\} - 1\{e_{it} \leq \boldsymbol{\Pi}(x_{it})^\top \boldsymbol{\theta}_i - m_{it}\} + F(\boldsymbol{\Pi}(x_{it})^\top \boldsymbol{\theta}_i - m_{it}) \right. \\
& \quad \left. - F(0)) \boldsymbol{\Pi}(x_{it}) \right\|_2 + \sup_{1 \leq i \leq n, \|\boldsymbol{\theta}_i - \hat{\boldsymbol{\theta}}_i^\circ\|_2 \leq c} \left\| \sum_t (F(\boldsymbol{\Pi}(x_{it})^\top \boldsymbol{\theta}_i - m_{it}) - F(0)) \boldsymbol{\Pi}(x_{it}) \right\|_2 \\
& = O_p(H^{3/2} T^{1/2} \log(T) \log(nT)) + O_p(T \sqrt{H} \xi(n, T)) = O_p(T \sqrt{H} \xi(n, T)).
\end{aligned}$$

We denote

$$\mathbf{w}_i = - \sum_t (\tau - 1\{e_{it} \leq 0\}) \boldsymbol{\Pi}(x_{it}) - \sum_t (1\{e_{it} \leq 0\} - 1\{e_{it} \leq \boldsymbol{\Pi}(x_{it})^\top \boldsymbol{\theta}_i - m_{it}\}) \boldsymbol{\Pi}(x_{it}).$$

Then, the last line in (10), after summing over i , can be written as

$$\begin{aligned}
& \frac{1}{nT} \sum_{i=1}^n \mathbf{w}_i^\top (\boldsymbol{\theta}_i - \boldsymbol{\theta}_i^*) = \frac{1}{nT} \sum_{i=1}^n \mathbf{w}_i^\top (\boldsymbol{\theta}_i - \sum_{j: g_j = g_i} \boldsymbol{\theta}_j / |G_{g_i}|) \\
& = \frac{1}{nT} \sum_{i=1}^n \sum_{j: g_j = g_i} \frac{\mathbf{w}_i^\top (\boldsymbol{\theta}_i - \boldsymbol{\theta}_j)}{|G_{g_i}|} = \frac{1}{nT} \sum_{(i,j): i < j \text{ and } g_i = g_j} \frac{(\mathbf{w}_i - \mathbf{w}_j)^\top (\boldsymbol{\theta}_i - \boldsymbol{\theta}_j)}{|G_{g_i}|} \\
& = O_p(n^{-2} \sqrt{H} \xi(n, T) + n^{-2} \sqrt{(H/T) \log(T) \log(nH \log(T))}) \times \left(\sum_{i < j \text{ and } g_i = g_j} \|\boldsymbol{\theta}_i - \boldsymbol{\theta}_j\| \right).
\end{aligned}$$

When $g_i \neq g_j$, by (7),

$$\|\boldsymbol{\theta}_i - \boldsymbol{\theta}_j\|_2 \geq \|\hat{\boldsymbol{\theta}}_i^\circ - \hat{\boldsymbol{\theta}}_j^\circ\|_2 - \|\hat{\boldsymbol{\theta}}_i - \hat{\boldsymbol{\theta}}_i^\circ\|_2 - \|\hat{\boldsymbol{\theta}}_j - \hat{\boldsymbol{\theta}}_j^\circ\|_2 \geq \|\hat{\boldsymbol{\theta}}_i^\circ - \hat{\boldsymbol{\theta}}_j^\circ\|_2 - 2c \geq a\lambda.$$

Also, $\|\boldsymbol{\theta}_i^* - \boldsymbol{\theta}_j^*\|_2 \geq a\lambda$, when $g_i \neq g_j$. So the difference of penalty terms of (b) is

$$\begin{aligned}
& \binom{n}{2}^{-1} \sum_{i < j} p_\lambda(\|\boldsymbol{\theta}_i - \boldsymbol{\theta}_j\|_2) - \binom{n}{2}^{-1} \sum_{i < j} p_\lambda(\|\boldsymbol{\theta}_i^* - \boldsymbol{\theta}_j^*\|_2) \\
& = \binom{n}{2}^{-1} \sum_{i < j, g_i \neq g_j} [p_\lambda(\|\boldsymbol{\theta}_i - \boldsymbol{\theta}_j\|_2) - p_\lambda(\|\boldsymbol{\theta}_i^* - \boldsymbol{\theta}_j^*\|_2)] \\
& \quad + \binom{n}{2}^{-1} \sum_{i < j, g_i = g_j} [p_\lambda(\|\boldsymbol{\theta}_i - \boldsymbol{\theta}_j\|_2) - p_\lambda(\|\boldsymbol{\theta}_i^* - \boldsymbol{\theta}_j^*\|_2)] \\
& = \binom{n}{2}^{-1} \sum_{i < j, g_i = g_j} [p_\lambda(\|\boldsymbol{\theta}_i - \boldsymbol{\theta}_j\|_2) - p_\lambda(\|\boldsymbol{\theta}_i^* - \boldsymbol{\theta}_j^*\|_2)].
\end{aligned}$$

When $g_i = g_j$, we have $\boldsymbol{\theta}_i^* = \boldsymbol{\theta}_j^*$. Furthermore,

$$\|\boldsymbol{\theta}_i - \boldsymbol{\theta}_j\|_2 \leq \|\widehat{\boldsymbol{\theta}}_i^o - \widehat{\boldsymbol{\theta}}_j^o\|_2 + \|\boldsymbol{\theta}_i - \widehat{\boldsymbol{\theta}}_i^o\|_2 + \|\boldsymbol{\theta}_j - \widehat{\boldsymbol{\theta}}_j^o\|_2 \leq 2c \leq \lambda,$$

and since the SCAD penalty $p_\lambda(x) = \lambda x$ when $x \in [0, \lambda]$, we have

$$\begin{aligned} & \binom{n}{2}^{-1} \sum_{i < j} p_\lambda(\|\boldsymbol{\theta}_i - \boldsymbol{\theta}_j\|_2) - \binom{n}{2}^{-1} \sum_{i < j} p_\lambda(\|\boldsymbol{\theta}_i^* - \boldsymbol{\theta}_j^*\|_2) \\ & \geq \binom{n}{2}^{-1} \sum_{i < j, g_i = g_j} p_\lambda(\|\boldsymbol{\theta}_i - \boldsymbol{\theta}_j\|_2) = \binom{n}{2}^{-1} \lambda \sum_{i < j, g_i = g_j} \|\boldsymbol{\theta}_i - \boldsymbol{\theta}_j\|_2. \end{aligned}$$

Thus, by our assumption, the difference of the penalties is positive and dominant in the left hand side of (b), which implies that (b) holds. \square

Proof of Theorem 3. In the proof, we denote the true number of groups by K_0 and the true partition is $\mathcal{G}_0 = (G_{01}, \dots, G_{0n})$ with true group indicators $g_{0i} = k$ if $i \in G_k$. Let $\mathcal{G} = \{G_1, \dots, G_K\}$ be any partition for $\{1, \dots, n\}$ with K groups, with group indicators $g_i, i = 1, \dots, n$. Define

$$\boldsymbol{\theta}^{\mathcal{G}_0} = \{\boldsymbol{\theta}_{01}^{\mathcal{G}_0}, \dots, \boldsymbol{\theta}_{0n}^{\mathcal{G}_0}\} = \min_{\boldsymbol{\theta}_i = \boldsymbol{\theta}_j \text{ if } g_i = g_j} \mathbb{E} \left[\sum_{i=1}^n \sum_{t=1}^T \rho_\tau(y_{it} - \boldsymbol{\Pi}(x_{it})^\top \boldsymbol{\theta}_i) \right].$$

We note that $\boldsymbol{\theta}_{0i}^{\mathcal{G}_0}$ under the true partition is different from the $\boldsymbol{\theta}_{0i}$ we defined previously, as the minimizer of $\mathbb{E}[\frac{1}{2}f(0|x_{it})(\boldsymbol{\Pi}(x_{it})^\top \boldsymbol{\theta}_i - m_{it})^2]$. However, we first show that they are close enough. By Knight's identity,

$$\begin{aligned} & \rho_\tau(y_{it} - \boldsymbol{\Pi}(x_{it})^\top \boldsymbol{\theta}_i) - \rho_\tau(y_{it} - m_{it}) \\ & = (\boldsymbol{\Pi}(x_{it})^\top \boldsymbol{\theta}_i - m_{it})[I\{e_{it} \leq 0\} - \tau] + \int_0^{\boldsymbol{\Pi}(x_{it})^\top \boldsymbol{\theta}_i - m_{it}} [I\{e_{it} \leq u\} - I\{e_{it} \leq 0\}] du, \end{aligned}$$

and thus,

$$\begin{aligned} & \mathbb{E}[\rho_\tau(y_{it} - \boldsymbol{\Pi}(x_{it})^\top \boldsymbol{\theta}_i)] - \mathbb{E}[\rho_\tau(y_{it} - m_{it})] = \mathbb{E} \left\{ \int_0^{\boldsymbol{\Pi}(x_{it})^\top \boldsymbol{\theta}_i - m_{it}} F[u|x_{it}] - F[0|x_{it}] du \right\} \\ & = \mathbb{E} \left[\frac{1}{2} f(0|x_{it}) [\boldsymbol{\Pi}(x_{it})^\top \boldsymbol{\theta}_i - m_{it}]^2 \right] + O(\mathbb{E}[|\boldsymbol{\Pi}(x_{it})^\top \boldsymbol{\theta}_i - m_{it}|^3]). \end{aligned}$$

So for $\|\boldsymbol{\theta}_i - \boldsymbol{\theta}_{0i}\|_2 \leq M_n H^{-(2/3)d}$ with $M_n \rightarrow \infty$ arbitrarily slowly, we have $\mathbb{E}[|\boldsymbol{\Pi}(x_{it})^\top \boldsymbol{\theta}_i - m_{it}|^3] \leq \mathbb{E}[(|\boldsymbol{\Pi}(x_{it})^\top (\boldsymbol{\theta}_i - \boldsymbol{\theta}_{0i})| + |\boldsymbol{\Pi}(x_{it})^\top \boldsymbol{\theta}_{0i} - m_{it}|)^3] = O(M_n^3 H^{-(9/2)d+3/2} + H^{-3d}) = O(H^{-3d})$ and thus

$$\mathbb{E}[\rho_\tau(y_{it} - \boldsymbol{\Pi}(x_{it})^\top \boldsymbol{\theta}_i)] - \mathbb{E}[\rho_\tau(y_{it} - m_{it})] = \mathbb{E}\left[\frac{1}{2}f(0|x_{it})[\boldsymbol{\Pi}(x_{it})^\top \boldsymbol{\theta}_i - m_{it}]^2\right] + O(H^{-3d}).$$

For $\|\boldsymbol{\theta}_i - \boldsymbol{\theta}_{0i}\|_2 = M_n H^{-(2/3)d}$, we have

$$\begin{aligned} & \mathbb{E}[\rho_\tau(y_{it} - \boldsymbol{\Pi}(x_{it})^\top \boldsymbol{\theta}_i)] - \mathbb{E}[\rho_\tau(y_{it} - \boldsymbol{\Pi}(x_{it})^\top \boldsymbol{\theta}_{0i})] \\ &= \mathbb{E}\left[\frac{1}{2}f(0|x_{it})[\boldsymbol{\Pi}(x_{it})^\top \boldsymbol{\theta}_i - m_{it}]^2\right] - \mathbb{E}\left[\frac{1}{2}f(0|x_{it})[\boldsymbol{\Pi}(x_{it})^\top \boldsymbol{\theta}_{0i} - m_{it}]^2\right] + O(H^{-3d}) \\ &= \mathbb{E}\left[\frac{1}{2}f(0|x_{it})[\boldsymbol{\Pi}(x_{it})^\top (\boldsymbol{\theta}_i - \boldsymbol{\theta}_{0i})]^2\right] + \mathbb{E}[f(0|x_{it})\boldsymbol{\Pi}(x_{it})^\top (\boldsymbol{\theta}_i - \boldsymbol{\theta}_{0i})(\boldsymbol{\Pi}(x_{it})^\top \boldsymbol{\theta}_{0i} - m_{it})] \\ &+ O(H^{-3d}) = \mathbb{E}\left[\frac{1}{2}f(0|x_{it})[\boldsymbol{\Pi}(x_{it})^\top (\boldsymbol{\theta}_i - \boldsymbol{\theta}_{0i})]^2\right] + O(H^{-3d}) \geq CM_n H^{-3d} - O(H^{-3d}) > 0, \end{aligned}$$

where the third equality above results from $\boldsymbol{\theta}_{0i}$ minimizes $\mathbb{E}[\frac{1}{2}f(0|x_{it})(\boldsymbol{\Pi}(x_{it})^\top \boldsymbol{\theta}_i - m_{it})^2]$, which means $\mathbb{E}[f(0|x_{it})\boldsymbol{\Pi}(x_{it})^\top (\boldsymbol{\theta}_i - \boldsymbol{\theta}_{0i})(\boldsymbol{\Pi}(x_{it})^\top \boldsymbol{\theta}_{0i} - m_{it})] = 0$. This means $\|\boldsymbol{\theta}_{0i}^{\mathcal{G}_0} - \boldsymbol{\theta}_{0i}\|_2 \leq M_n H^{-3d} \leq H^{-d-1/2}$ and thus $\boldsymbol{\theta}_{0i}^{\mathcal{G}_0}$ still satisfies the approximation property $\sup_x |\boldsymbol{\Pi}(x)^\top \boldsymbol{\theta}_{0i}^{\mathcal{G}_0} - m_i(x)| \leq CH^{-d}$.

Case 1. ($K < K_0$, under-fitted model) In this case, let \mathcal{G} be the partition that minimizes

$$\min_{\boldsymbol{\theta}_i = \boldsymbol{\theta}_j, \text{ if } G_i = G_j, |\mathcal{G}|=K} \mathbb{E}\left[\sum_{i=1}^n \sum_{t=1}^T \rho_\tau(y_{it} - \boldsymbol{\Pi}(x_{it})^\top \boldsymbol{\theta}_i)\right].$$

By definition, it is obvious that if i, j belongs to the same group in the true partition \mathcal{G}_0 so that the distribution of (y_{it}, x_{it}) and (y_{jt}, x_{jt}) are the same, they are still in the same group in the partition \mathcal{G} . In other words, \mathcal{G} is formed by combining some groups in \mathcal{G}_0 . In particular, given K_0 is fixed, there are only a fixed number of such possible partitions \mathcal{G} .

Suppose $G_{0k}, G_{0k'}$ are combined into $G_{k''}$, then

$$\begin{aligned} & \sum_{i \in G_{k''}} \mathbb{E}[\rho_\tau(y_{it} - \boldsymbol{\Pi}(x_{it})^\top \boldsymbol{\theta}_{0i}^{\mathcal{G}})] - \sum_{i \in G_{k''}} \mathbb{E}[\rho_\tau(y_{it} - \boldsymbol{\Pi}(x_{it})^\top \boldsymbol{\theta}_{0i}^{\mathcal{G}_0})] \\ &= \sum_{i \in G_{k''}} \mathbb{E} \int_{\boldsymbol{\Pi}(x_{it})^\top \boldsymbol{\theta}_{0i}^{\mathcal{G}_0} - m_{it}}^{\boldsymbol{\Pi}(x_{it})^\top \boldsymbol{\theta}_{0i}^{\mathcal{G}} - m_{it}} [I\{e_{it} \leq u\} - I\{e_{it} \leq 0\}] du \geq \sum_{i \in G_{k''}} \|\boldsymbol{\theta}_{0i}^{\mathcal{G}} - \boldsymbol{\theta}_{0i}^{\mathcal{G}_0}\|_2^2 \geq Cn_{k''}\rho \end{aligned}$$

where at least one of the distance $\|\boldsymbol{\theta}_{0i}^{\mathcal{G}} - \boldsymbol{\theta}_{0i}^{\mathcal{G}_0}\|_2$ for $i \in G_{0k}$ and $\|\boldsymbol{\theta}_{0i}^{\mathcal{G}} - \boldsymbol{\theta}_{0i}^{\mathcal{G}_0}\|_2$ for $i \in G_{0k'}$ is larger than, say $\rho/2$. By summing over different groups, we get

$$\sum_{i=1}^n \mathbb{E}[\rho_\tau(y_{it} - \boldsymbol{\Pi}(x_{it})^\top \boldsymbol{\theta}_{0i}^{\mathcal{G}})] - \sum_{i=1}^n \mathbb{E}[\rho_\tau(y_{it} - \boldsymbol{\Pi}(x_{it})^\top \boldsymbol{\theta}_{0i}^{\mathcal{G}_0})] \geq Cn\rho.$$

By following the proof of Theorem 1, in particular Lemma 2, we can show that $\|\widehat{\boldsymbol{\theta}}_i^{\mathcal{G}} - \boldsymbol{\theta}_{0i}^{\mathcal{G}_0}\|_2 = O_p(\sqrt{H/(nT)} + H^{-d})$ (actually is $O_p(\xi(n, T))$, here denote as $O_p(\xi)$). Similar to Lemma 4, we have $\mathbb{E}[\sum_t \rho_\tau(y_{it} - \boldsymbol{\Pi}(x_{it})^\top \widehat{\boldsymbol{\theta}}_i^{\mathcal{G}})] - \mathbb{E}[\sum_t \rho_\tau(y_{it} - \boldsymbol{\Pi}(x_{it})^\top \boldsymbol{\theta}_{0i}^{\mathcal{G}_0})] = O_p(T\|\widehat{\boldsymbol{\theta}}_i^{\mathcal{G}} - \boldsymbol{\theta}_{0i}^{\mathcal{G}_0}\|_2^2) = O_p(nT\xi^2)$. By the definition of $\boldsymbol{\theta}_{0i}^{\mathcal{G}}$, we have $\sum_{i,t} \boldsymbol{\Pi}(x_{it})^\top (\widehat{\boldsymbol{\theta}}_i^{\mathcal{G}} - \boldsymbol{\theta}_{0i}^{\mathcal{G}_0})[I\{e_{it} \leq \boldsymbol{\Pi}(x_{it})^\top \boldsymbol{\theta}_{0i}^{\mathcal{G}} - m_{it}\} - \tau]$ has mean zero and thus of order $O_p(nT\xi^2)$. Thus,

$$\left| \sum_{i,t} \rho_\tau(y_{it} - \boldsymbol{\Pi}(x_{it})^\top \widehat{\boldsymbol{\theta}}_i^{\mathcal{G}}) - \sum_{i,t} \rho_\tau(y_{it} - \boldsymbol{\Pi}(x_{it})^\top \boldsymbol{\theta}_{0i}^{\mathcal{G}}) \right| = O_p(nT\xi^2).$$

As $\mathbb{E}[|e_{it}|^{2+\delta}] \leq \infty$, we can use a central limit theorem for α -mixing sequences to obtain

$$\left| \frac{1}{nT} \sum_{i,t} \rho_\tau(y_{it} - \boldsymbol{\Pi}(x_{it})^\top \boldsymbol{\theta}_{0i}^{\mathcal{G}}) - \mathbb{E}\left[\frac{1}{nT} \sum_{i,t} \rho_\tau(y_{it} - \boldsymbol{\Pi}(x_{it})^\top \boldsymbol{\theta}_{0i}^{\mathcal{G}})\right] \right| = O_p((nT)^{-1/2}),$$

$$\text{and } \left| \frac{1}{nT} \sum_{i,t} \rho_\tau(y_{it} - \boldsymbol{\Pi}(x_{it})^\top \boldsymbol{\theta}_{0i}^{\mathcal{G}_0}) - \mathbb{E}\left[\frac{1}{nT} \sum_{i,t} \rho_\tau(y_{it} - \boldsymbol{\Pi}(x_{it})^\top \boldsymbol{\theta}_{0i}^{\mathcal{G}_0})\right] \right| = O_p((nT)^{-1/2}).$$

So for the SIC, denote $\eta = KH \log(nT)/(nT)$ and we can write

$$\begin{aligned} & \text{SIC}(K) - \text{SIC}(K_0) \\ &= \log \left(1 + \frac{\sum_{i,t} \rho_\tau(y_{it} - \boldsymbol{\Pi}(x_{it})^\top \widehat{\boldsymbol{\theta}}_i^{\mathcal{G}})/(nT) - \sum_{i,t} \rho_\tau(y_{it} - \boldsymbol{\Pi}(x_{it})^\top \widehat{\boldsymbol{\theta}}_i^{\mathcal{G}_0})/(nT)}{\sum_{i,t} \rho_\tau(y_{it} - \boldsymbol{\Pi}(x_{it})^\top \widehat{\boldsymbol{\theta}}_i^{\mathcal{G}_0})/(nT)} \right) + O(\eta) \\ &= \log \left(1 + \frac{\sum_{i,t} \rho_\tau(y_{it} - \boldsymbol{\Pi}(x_{it})^\top \boldsymbol{\theta}_{0i}^{\mathcal{G}})/(nT) - \sum_{i,t} \rho_\tau(y_{it} - \boldsymbol{\Pi}(x_{it})^\top \boldsymbol{\theta}_{0i}^{\mathcal{G}_0})/(nT) + O_p(\xi^2)}{\sum_{i,t} \rho_\tau(y_{it} - \boldsymbol{\Pi}(x_{it})^\top \boldsymbol{\theta}_{0i}^{\mathcal{G}_0})/(nT) + O_p(\xi^2)} \right) + O(\eta) \\ &= \log \left(1 + \frac{\mathbb{E}[\sum_{i,t} \rho_\tau(y_{it} - \boldsymbol{\Pi}(x_{it})^\top \boldsymbol{\theta}_{0i}^{\mathcal{G}})] - \mathbb{E}[\sum_{i,t} \rho_\tau(y_{it} - \boldsymbol{\Pi}(x_{it})^\top \boldsymbol{\theta}_{0i}^{\mathcal{G}_0})] + O_p(nT\xi^2 + \sqrt{nT})}{\mathbb{E}[\sum_{i,t} \rho_\tau(y_{it} - \boldsymbol{\Pi}(x_{it})^\top \boldsymbol{\theta}_{0i}^{\mathcal{G}_0})] + O_p(nT\xi^2 + \sqrt{nT})} \right) \\ &+ O(\eta) \geq \log(1 + C\rho) + O(\eta) > 0. \end{aligned}$$

Case 2. ($K_0 < K \leq K_{\max}$, over-fitted model) Again, let \mathcal{G} be the partition that minimizes

$$\min_{\boldsymbol{\theta}_i = \boldsymbol{\theta}_j \text{ if } G_i = G_j, |\mathcal{G}|=K} \mathbb{E}\left[\sum_{i=1}^n \sum_{t=1}^T \rho_\tau(y_{it} - \boldsymbol{\Pi}(x_{it})^\top \boldsymbol{\theta}_i)\right].$$

Obviously, we will have $\boldsymbol{\theta}_{0i}^{\mathcal{G}} = \boldsymbol{\theta}_{0i}^{\mathcal{G}_0}$. By the same argument in case 1, we have

$$\begin{aligned} & \left| \sum_{i,t} \rho_\tau(y_{it} - \boldsymbol{\Pi}(x_{it})^\top \widehat{\boldsymbol{\theta}}_i^{\mathcal{G}}) - \sum_{i,t} \rho_\tau(y_{it} - \boldsymbol{\Pi}(x_{it})^\top \boldsymbol{\theta}_{0i}^{\mathcal{G}}) \right| = O_p(H + nTH^{-2d}), \\ & \text{and } \left| \frac{1}{nT} \sum_{i,t} \rho_\tau(y_{it} - \boldsymbol{\Pi}(x_{it})^\top \boldsymbol{\theta}_{0i}^{\mathcal{G}_0}) - \mathbb{E}\left[\frac{1}{nT} \sum_{i,t} \rho_\tau(y_{it} - \boldsymbol{\Pi}(x_{it})^\top \boldsymbol{\theta}_{0i}^{\mathcal{G}_0})\right] \right| = O_p((nT)^{-1/2}). \end{aligned}$$

Thus,

$$\begin{aligned}
& \text{SIC}(K) - \text{SIC}(K_0) \\
&= \log \left(1 + \frac{\sum_{i,t} \rho_\tau(y_{it} - \mathbf{\Pi}(x_{it})^\top \hat{\boldsymbol{\theta}}_i^{\mathcal{G}})/(nT) - \sum_{i,t} \rho_\tau(y_{it} - \mathbf{\Pi}(x_{it})^\top \hat{\boldsymbol{\theta}}_i^{\mathcal{G}_0})/(nT)}{\sum_{i,t} \rho_\tau(y_{it} - \mathbf{\Pi}(x_{it})^\top \hat{\boldsymbol{\theta}}_i^{\mathcal{G}_0})/(nT)} \right) \\
&+ \frac{(K - K_0)H \log(nT)}{nT} \\
&= \log \left(1 + \frac{O_p(H + nTH^{-2d})}{\sum_{i,t} \rho_\tau(y_{it} - \mathbf{\Pi}(x_{it})^\top \hat{\boldsymbol{\theta}}_i^{\mathcal{G}_0})/(nT)} \right) + \frac{(K - K_0)H \log(nT)}{nT} \\
&= O_p(H + nTH^{-2d}) + \frac{(K - K_0)H \log(nT)}{nT} > 0.
\end{aligned}$$

□

Appendix B: Some lemmas and their proofs

The first lemma is a corollary of Theorem 2.19 in [Fan and Yao \(2008\)](#) by taking $q \asymp n/\log(n)$ in their theorem and stated here for convenience of use later.

Lemma 1. *Let $\{x_{it}\}$ be a strictly stationary α -mixing process with mean zero and mixing coefficient $\alpha(l) \leq r^l$ for some $r \in (0, 1)$. Suppose that $\mathbb{E}|x_t|^k \leq Ck!A^{k-2}D^2$, $k = 3, 4, \dots$, then for any $\varepsilon > 0$,*

$$\mathbb{P} \left(\left| \sum_{t=1}^T x_t \right| > T\varepsilon \right) \leq C \log(T) \exp \left[-C \frac{T}{\log(T)} \frac{\varepsilon^2}{\varepsilon A + D^2} \right].$$

The following four lemmas are used to derive the asymptotic properties of the oracle estimator. In the following part, we assume that the group memberships are known.

Lemma 2. *Let $\xi(n, T) = \sqrt{H/(nT)} + H^{-d}$. Under the conditions in Theorem 1,*

$$\begin{aligned}
& \sup_{\|\boldsymbol{\theta}_{(k)} - \boldsymbol{\theta}_{0(k)}\| \leq C\xi(n, T)} \left| \sum_{i \in G_k} \sum_{t=1}^T \rho_\tau(y_{it} - \mathbf{\Pi}(x_{it})^\top \boldsymbol{\theta}_i) - \sum_{i \in G_k} \sum_{t=1}^T \rho_\tau(y_{it} - \mathbf{\Pi}(x_{it})^\top \boldsymbol{\theta}_{0i}) \right. \\
&+ \sum_{i \in G_k} \sum_{t=1}^T \mathbf{\Pi}(x_{it})^\top (\boldsymbol{\theta}_i - \boldsymbol{\theta}_{0i}) (\tau - I\{e_{it} \leq 0\}) - \sum_{i \in G_k} \sum_{t=1}^T \mathbb{E} \left[\rho_\tau(y_{it} - \mathbf{\Pi}(x_{it})^\top \boldsymbol{\theta}_i) \middle| x_{it} \right] \\
&\left. + \sum_{i \in G_k} \sum_{t=1}^T \mathbb{E} \left[\rho_\tau(y_{it} - \mathbf{\Pi}(x_{it})^\top \boldsymbol{\theta}_{0i}) \middle| x_{it} \right] \right| = o_p(n_k T \xi^2(n, T)).
\end{aligned}$$

Proof of Lemma 2. Let $\mathcal{N}_k = \{\boldsymbol{\theta}_k^{(1)}, \dots, \boldsymbol{\theta}_k^{(N)}\}$ be a $\delta(n, T)$ covering of $\{\boldsymbol{\theta} : \|\boldsymbol{\theta} - \boldsymbol{\theta}_{0(k)}\| \leq C\xi(n, T)\}$, with size bounded by $N \leq (C\xi(n, T)/\delta(n, T))^{CH}$ and thus $\log N \leq CH \log(nT)$ if we choose $\delta(n, T) \asymp (nT)^{-a}$ for some a large enough.

For each $i \in G_k$, let $M_{it}(\boldsymbol{\theta}_{(k)}) = \rho_\tau(y_{it} - \boldsymbol{\Pi}(x_{it})^\top \boldsymbol{\theta}_{(k)}) - \rho_\tau(y_{it} - \boldsymbol{\Pi}(x_{it})^\top \boldsymbol{\theta}_{0(k)}) + \boldsymbol{\Pi}(x_{it})^\top (\boldsymbol{\theta}_{(k)} - \boldsymbol{\theta}_{0(k)}) (\tau - I\{e_{it} \leq 0\})$, and $M_k(\boldsymbol{\theta}_{(k)}) = \sum_{i \in G_k} \sum_{t=1}^T M_{it}(\boldsymbol{\theta}_{(k)})$. Using the Lipschitz property of $\rho_\tau(\cdot)$, and that for any $\boldsymbol{\theta}_{(k)}$ there exists $\boldsymbol{\theta}_{(k)}^{(l)}$ such that $\|\boldsymbol{\theta}_{(k)} - \boldsymbol{\theta}_{(k)}^{(l)}\| \leq \delta(n, T)$, we have

$$\begin{aligned} & M_k(\boldsymbol{\theta}_{(k)}) - \mathbb{E}[M_k(\boldsymbol{\theta}_{(k)}) | \{x_{it}\}] - M_k(\boldsymbol{\theta}_{(k)}^{(l)}) + \mathbb{E}[M_k(\boldsymbol{\theta}_{(k)}^{(l)}) | \{x_{it}\}] \\ & \leq C \sum_{i \in G_k} \sum_{t=1}^T |\boldsymbol{\Pi}(x_{it})^\top (\boldsymbol{\theta}_{(k)} - \boldsymbol{\theta}_{(k)}^{(l)})| = O(\sqrt{H} n_k T \delta(n, T)), \end{aligned}$$

which can obviously be made to be $o_p(n_k T \xi^2(n, T))$ by setting $\delta(n, T) \asymp (nT)^{-a}$ for some a large enough.

Denote $m_{it} = m_i(x_{it})$. Using that $\rho_\tau(x) = |x|/2 + (\tau - 1/2)x$, by simple algebra,

$$\begin{aligned} |M_{it}(\boldsymbol{\theta}_{(k)})| &= \left| \frac{1}{2} |e_{it} + m_{it} - \boldsymbol{\Pi}(x_{it})^\top \boldsymbol{\theta}_{(k)}| - \frac{1}{2} |e_{it} + m_{it} - \boldsymbol{\Pi}(x_{it})^\top \boldsymbol{\theta}_{0(k)}| \right. \\ &\quad \left. + \boldsymbol{\Pi}(x_{it})^\top (\boldsymbol{\theta}_{(k)} - \boldsymbol{\theta}_{0(k)}) (1/2 - I\{e_{it} \leq 0\}) \right| \\ &\leq |\boldsymbol{\Pi}(x_{it})^\top (\boldsymbol{\theta}_{(k)} - \boldsymbol{\theta}_{0(k)})| \cdot I\{|e_{it}| \leq |\boldsymbol{\Pi}(x_{it})^\top (\boldsymbol{\theta}_{(k)} - \boldsymbol{\theta}_{0(k)})|\} \\ &\quad + |m_{it} - \boldsymbol{\Pi}(x_{it})^\top \boldsymbol{\theta}_{0(k)}|. \end{aligned}$$

Thus, $|M_{it}(\boldsymbol{\theta}_{(k)})| \leq C\sqrt{H}\xi(n, T) := A$.

Furthermore, we have

$$\begin{aligned} & \mathbb{E}[(M_{it}(\boldsymbol{\theta}_{(k)}) - \mathbb{E}[M_{it}(\boldsymbol{\theta}_{(k)}) | x_{it}])^2] \\ & \leq \mathbb{E}|M_{it}(\boldsymbol{\theta}_{(k)})|^2 \\ & \leq [C\sqrt{H}\xi(n, T)] \mathbb{E}|\boldsymbol{\Pi}(x_{it})^\top (\boldsymbol{\theta}_{(k)} - \boldsymbol{\theta}_{0(k)})|^2 \\ & \leq C\sqrt{H}\xi^3(n, T) := D^2, \end{aligned}$$

where the first factor $C\sqrt{H}\xi(n, T)$ comes from $\mathbb{P}(|e_{it}| \leq |\boldsymbol{\Pi}(x_{it})^\top (\boldsymbol{\theta}_{(k)} - \boldsymbol{\theta}_{0(k)})| + |m_{it} - \boldsymbol{\Pi}(x_{it})^\top \boldsymbol{\theta}_{0(k)}|)$ by Assumption (A3).

Using Bernstein's inequality in Lemma 1, together with the union bound, we have that

for any $a > 0$,

$$\begin{aligned} & \mathbb{P} \left(\sup_{\boldsymbol{\theta}_{(k)} \in \mathcal{N}} |M_k(\boldsymbol{\theta}_{(k)}) - \mathbb{E}[M_k(\boldsymbol{\theta}_{(k)})|\{x_{it}\}]| > n_k T a \right) \\ & \leq C(nT)^{CH} \log(n_k T) \exp \left[-C \frac{n_k T}{\log(n_k T)} \frac{a^2}{aA + D^2} \right]. \end{aligned}$$

Letting $a = C\xi^2(n, T)$, we have

$$\begin{aligned} & \mathbb{P} \left(\sup_{\boldsymbol{\theta}_{(k)} \in \mathcal{N}} |M_k(\boldsymbol{\theta}_{(k)}) - \mathbb{E}[M_k(\boldsymbol{\theta}_{(k)})|\{x_{it}\}]| > C n_k T \xi^2(n, T) \right) \\ & \leq C(nT)^{CH} \log(n_k T) \exp \left[-C \frac{n_k T}{\log(n_k T)} \frac{a^2}{aA + D^2} \right] \\ & \leq C(nT)^{CH} \log(n_k T) \exp \left[-C \frac{n_k T}{\log(n_k T)} ((n_k T)^{-1/2} + H^{-d-1/2}) \right] \\ & \leq \exp \left[CH \log(n_k T) + C \log \log(n_k T) - C \frac{\sqrt{n_k T}}{\log(n_k T)} - C \frac{n_k T H^{-d-1/2}}{\log(n_k T)} \right] \rightarrow 0. \end{aligned}$$

□

Lemma 3. *If $\sum_k H^3 \log(H) \log(n_k T)/(n_k T) \rightarrow 0$, then the eigenvalues of*

$$\frac{1}{n_k T} \sum_{i \in G_{k,t}} \boldsymbol{\Pi}(x_{it}) \boldsymbol{\Pi}(x_{it})^\top$$

are bounded and bounded away from zero uniformly over $k = 1, \dots, K$, with probability approaching one.

Proof. To show that the eigenvalues of $\sum_{n_k T} \sum_{i \in G_{k,t}} \boldsymbol{\Pi}(x_{it}) \boldsymbol{\Pi}(x_{it})^\top$ are all bounded and bounded away from zero in probability, it suffices to show that

$$\left\| \frac{1}{n_k T} \sum_{i \in G_{k,t}} \boldsymbol{\Pi}(x_{it}) \boldsymbol{\Pi}(x_{it})^\top - \mathbb{E} \boldsymbol{\Pi}(x_{it}) \boldsymbol{\Pi}(x_{it})^\top \right\|_{\text{op}} = o_p(1),$$

which is implied by

$$\left| \frac{1}{n_k T} \sum_{i \in G_{k,t}} \boldsymbol{\Pi}_h(x_{it}) \boldsymbol{\Pi}_{h'}(x_{it}) - \mathbb{E} \boldsymbol{\Pi}_h(x_{it}) \boldsymbol{\Pi}_{h'}(x_{it}) \right| = o_p(1/H),$$

for all $1 \leq h, h' \leq H$.

Denote $V_{it}^{h,h'} = \boldsymbol{\Pi}_h(x_{it}) \boldsymbol{\Pi}_{h'}(x_{it}) = e_h^\top \boldsymbol{\Pi}(x_{it}) \boldsymbol{\Pi}(x_{it})^\top e_{h'}$. We have

$$\mathbb{E}[(V_{it}^{h,h'})^2] \leq |e_h^\top \boldsymbol{\Pi}(x_{it})|^2 \mathbb{E}[e_{h'}^\top \boldsymbol{\Pi}(x_{it}) \boldsymbol{\Pi}(x_{it})^\top e_{h'}] \leq CH,$$

as all eigenvalues of $\mathbb{E}[\mathbf{\Pi}(x_{it})\mathbf{\Pi}(x_{it})^\top]$ are bounded. Note that $|V_{it}^{h,h'}| \leq |e_h^\top \mathbf{\Pi}(x_{it})| \cdot |e_{h'}^\top \mathbf{\Pi}(x_{it})| \leq H$. By the α -mixing property of x_{it} , we know that $V_{it}^{h,h'}$ is also α -mixing with mixing coefficients bounded by those of x_{it} . By Lemma 1, for any fixed $\epsilon > 0$,

$$\mathbb{P} \left(\left| \frac{1}{n_k T} \sum_{i \in G_{k,t}} V_{it}^{h,h'} - \mathbb{E} V_{it}^{h,h'} \right| \geq \frac{\epsilon}{H} \right) \leq C \log(n_k T) \exp \left[-C \frac{n_k T}{\log(n_k T)} \frac{\epsilon^2 / H^2}{\epsilon + CH} \right]$$

Taking a union bound for all $1 \leq h, h' \leq H$,

$$\begin{aligned} & \mathbb{P} \left(\max_{1 \leq h, h' \leq H} \left| \frac{1}{n_k T} \sum_{i \in G_{k,t}} V_{it}^{h,h'} - \mathbb{E} V_{it}^{h,h'} \right| \geq \frac{\epsilon}{H} \right) \\ & \leq C \exp \left[2 \log(H) + \log \log(n_k T) - \frac{\epsilon^2 n_k T / \log(n_k T)}{CH^3} \right] \rightarrow 0 \end{aligned}$$

The proof is concluded by taking a union bound for all $k = 1, 2, \dots, K$. □

Lemma 4.

$$\begin{aligned} & \inf_{\|\boldsymbol{\theta}_{(k)} - \boldsymbol{\theta}_{0(k)}\| = L\xi(n, T)} \sum_{i \in G_{k,t}} \mathbb{E} \left[\rho_\tau(y_{it} - \mathbf{\Pi}(x_{it})^\top \boldsymbol{\theta}_{(k)}) | x_{it} \right] - \mathbb{E} \left[\rho_\tau(y_{it} - \mathbf{\Pi}(x_{it})^\top \boldsymbol{\theta}_{0(k)}) | x_{it} \right] \\ & \geq CL^2 n_k T \xi^2(n, T) \end{aligned}$$

with probability approaching 1.

Proof. For convenience of notation, denote $m_{it} = m_i(x_{it})$. Using the Knight's identity, namely $\rho_\tau(x - y) - \rho_\tau(x) = -y(\tau - I(x \leq 0)) + \int_0^y (I(x \leq t) - I(x \leq 0))dt$, and mean value expansion, we have that, for $\tilde{z} \in [\mathbf{\Pi}(x_{it})^\top \boldsymbol{\theta}_{0(k)} - m_{it}, \mathbf{\Pi}(x_{it})^\top \boldsymbol{\theta}_{(k)} - m_{it}]$,

$$\begin{aligned} & \sum_{i \in G_{k,t}} \mathbb{E}[\rho_\tau(e_{it} + m_{it} - \mathbf{\Pi}(x_{it})^\top \boldsymbol{\theta}_{(k)}) | x_{it}] - \sum_{i \in G_{k,t}} \mathbb{E}[\rho_\tau(e_{it} + m_{it} - \mathbf{\Pi}(x_{it})^\top \boldsymbol{\theta}_{0(k)}) | x_{it}] \\ & = \sum_{i \in G_{k,t}} \int_{\mathbf{\Pi}(x_{it})^\top \boldsymbol{\theta}_{0(k)} - m_{it}}^{\mathbf{\Pi}(x_{it})^\top \boldsymbol{\theta}_{(k)} - m_{it}} [F(z | x_{it}) - F(0 | x_{it})] dz \\ & = \sum_{i \in G_{k,t}} \int_{\mathbf{\Pi}(x_{it})^\top \boldsymbol{\theta}_{0(k)} - m_{it}}^{\mathbf{\Pi}(x_{it})^\top \boldsymbol{\theta}_{(k)} - m_{it}} \left[z f(0 | x_{it}) + \frac{z^2}{2} f'(\tilde{z} | x_{it}) \right] dz \\ & \geq \frac{1}{2} \sum_{i \in G_{k,t}} f(0 | x_{it}) [(\mathbf{\Pi}(x_{it})^\top (\boldsymbol{\theta}_{(k)} - \boldsymbol{\theta}_{0(k)}))^2 + 2\mathbf{\Pi}(x_{it})^\top (\boldsymbol{\theta}_{(k)} - \boldsymbol{\theta}_{0(k)}) (\mathbf{\Pi}(x_{it})^\top \boldsymbol{\theta}_{0(k)} - m_{it})] \\ & \quad - \frac{\overline{f'}}{6} \sum_{i \in G_{k,t}} |(R_{it} + \mathbf{\Pi}(x_{it})^\top (\boldsymbol{\theta}_i - \boldsymbol{\theta}_{0(k)}))^3 - R_{it}^3|. \end{aligned}$$

By the property of B-splines, we have $|R_{it}| = O(H^{-d})$, and $|\mathbf{\Pi}(x_{it})^\top(\boldsymbol{\theta}_{(k)} - \boldsymbol{\theta}_{0(k)})| = O(\sqrt{H}\xi(n, T))$. Thus,

$$\sum_{i \in G_{k,t}} \mathbf{\Pi}(x_{it})^\top(\boldsymbol{\theta}_{(k)} - \boldsymbol{\theta}_{0(k)})R_{it} \leq CLn_k T \xi(n, T) H^{-d+\frac{1}{2}}.$$

By Lemma 3, we have

$$\sum_{i \in G_{k,t}} (\mathbf{\Pi}(x_{it})^\top(\boldsymbol{\theta}_{(k)} - \boldsymbol{\theta}_{0(k)}))^2 \asymp n_k T \|\boldsymbol{\theta}_{(k)} - \boldsymbol{\theta}_{0(k)}\|^2 = L^2 n_k T \xi^2(n, T),$$

Since $f(0|x_{it}) \geq \underline{f}$, we have that

$$\sum_{i \in G_{k,t}} |(R_{it} + \mathbf{\Pi}(x_{it})^\top(\boldsymbol{\theta}_{(k)} - \boldsymbol{\theta}_{0(k)}))^3 - R_{it}^3| = O_p(n_k T (\sqrt{H}\xi(n, T))^3),$$

and with probability approaching one,

$$\sum_{i \in G_{k,t}} \mathbb{E} \left[\rho_\tau(y_{it} - \mathbf{\Pi}(x_{it})^\top \boldsymbol{\theta}_{(k)}) \middle| x_{it} \right] - \mathbb{E} \left[\rho_\tau(y_{it} - \mathbf{\Pi}(x_{it})^\top \boldsymbol{\theta}_{0(k)}) \middle| x_{it} \right] \geq CL^2 n_k T \xi^2(n, T).$$

□

Lemma 5. For any $L > 0$,

$$\sup_{\|\boldsymbol{\theta}_{(k)} - \boldsymbol{\theta}_{0(k)}\| = L\xi(n, T)} \sum_{i \in G_{k,t}} \mathbf{\Pi}(x_{it})^\top(\boldsymbol{\theta}_{(k)} - \boldsymbol{\theta}_{0(k)})(\tau - I\{e_{it} \leq 0\}) = L \cdot O_p(n_k T \xi^2(n, T)).$$

Proof. Since $\|\mathbf{\Pi}(x_{it})\| \leq \sqrt{H}$, it is easy to see that $\mathbb{E}[\|\sum_{i \in G_{k,t}} \mathbf{\Pi}(x_{it})(\tau - I\{e_{it} \leq 0\})\|^2 | \{x_{it}\}] = O(n_k TH)$. By Markov inequality, for any small $\delta(n, T) \rightarrow \infty$ as $n \rightarrow \infty$ or $T \rightarrow \infty$,

$$\mathbb{P} \left(\left\| \sum_{i \in G_{k,t}} \mathbf{\Pi}(x_{it})(\tau - I\{e_{it} \leq 0\}) \right\| > \delta(n, T) \sqrt{n_k TH} \right) \leq C\delta^{-2}(n, T) \rightarrow 0.$$

Therefore, $\|\sum_{i \in G_{k,t}} \mathbf{\Pi}(x_{it})(\tau - I\{e_{it} \leq 0\})\| = O_p(\sqrt{n_k TH})$ and

$$\begin{aligned} & \sup_{\|\boldsymbol{\theta}_{(k)} - \boldsymbol{\theta}_{0(k)}\| = L\xi(n, T)} \sum_{i \in G_{k,t}} \mathbf{\Pi}(x_{it})^\top(\boldsymbol{\theta}_{(k)} - \boldsymbol{\theta}_{0(k)})(\tau - I\{e_{it} \leq 0\}) \\ &= L \cdot O_p(\sqrt{n_k TH} \xi(n, T)) = L \cdot O_p(n_k T \xi^2(n, T)). \end{aligned}$$

□

Lemma 6. For $c > 0$ sufficiently small,

$$\sup_{\substack{1 \leq i \leq n, 1 \leq h \leq H \\ \|\boldsymbol{\theta}_i - \hat{\boldsymbol{\theta}}_i^\circ\| \leq c}} \left| \frac{1}{T} \sum_t \boldsymbol{\Pi}_h(x_{it}) [I\{e_{it} \leq 0\} - I\{e_{it} \leq \boldsymbol{\Pi}(x_{it})^\top \boldsymbol{\theta}_i - m_{it}\} - F(0|x_{it}) + F(\boldsymbol{\Pi}(x_{it})^\top \boldsymbol{\theta}_i - m_{it}|x_{it})] \right| = O_p(H^{3/2}T^{-1/2} \log(T) \log(nT)).$$

Proof. We consider the upper bound for $\sum_t [I\{e_{it} \leq 0\} - I\{e_{it} \leq \boldsymbol{\Pi}(x_{it})^\top \boldsymbol{\theta}_i\} - F(0|x_{it}) + F(\boldsymbol{\Pi}(x_{it})^\top \boldsymbol{\theta}_i - m_{it})] \boldsymbol{\Pi}_h(x_{it}|x_{it})$ only since the lower bound can be derived similarly. Letting $m_{it}(\boldsymbol{\theta}_i) = \boldsymbol{\Pi}(x_{it})^\top \boldsymbol{\theta}_i$ and t_n satisfy that $|m_{it}(\boldsymbol{\theta}_i) - m_{it}(\hat{\boldsymbol{\theta}}_i^\circ)| \leq t_n$, we have

$$\begin{aligned} & \sup_{\substack{1 \leq i \leq n, 1 \leq h \leq H \\ \|\boldsymbol{\theta}_i - \hat{\boldsymbol{\theta}}_i^\circ\| \leq c}} \frac{1}{T} \sum_t \boldsymbol{\Pi}_h(x_{it}) [I\{e_{it} \leq m_{it}(\boldsymbol{\theta}_i) - m_{it}\} - I\{e_{it} \leq 0\} \\ & \quad + F(0|x_{it}) - F(m_{it}(\boldsymbol{\theta}_i) - m_{it}|x_{it})] \\ & \leq \sup_{\substack{1 \leq i \leq n, 1 \leq h \leq H \\ \|\boldsymbol{\theta}_i - \hat{\boldsymbol{\theta}}_i^\circ\| \leq c}} \frac{1}{T} \sum_t \boldsymbol{\Pi}_h(x_{it}) [I\{e_{it} \leq m_{it}(\hat{\boldsymbol{\theta}}_i^\circ) - m_{it} + t_n\} - I\{e_{it} \leq 0\} \\ & \quad + F(0|x_{it}) - F(m_{it}(\boldsymbol{\theta}_i) - m_{it}|x_{it})] \\ & \leq \sup_{1 \leq i \leq n, 1 \leq h \leq H} \frac{1}{T} \sum_t \boldsymbol{\Pi}_h(x_{it}) [I\{e_{it} \leq m_{it}(\hat{\boldsymbol{\theta}}_i^\circ) - m_{it} + t_n\} - I\{e_{it} \leq 0\} \\ & \quad + F(0|x_{it}) - F(m_{it}(\hat{\boldsymbol{\theta}}_i^\circ) - m_{it} + t_n|x_{it})] \\ & \quad + \sup_{\substack{1 \leq i \leq n, 1 \leq h \leq H \\ \|\boldsymbol{\theta}_i - \hat{\boldsymbol{\theta}}_i^\circ\| \leq c}} \frac{1}{T} \sum_t \boldsymbol{\Pi}(x_{it}) [F(m_{it}(\hat{\boldsymbol{\theta}}_i^\circ) - m_{it} + t_n|x_{it}) - F(m_{it}(\boldsymbol{\theta}_i) - m_{it})], \end{aligned}$$

where the first inequality stems from the increasing monotonicity of the indicator function. The second term in the last line can be arbitrarily small since $|m_{it}(\boldsymbol{\theta}_i) - m_{it}(\hat{\boldsymbol{\theta}}_i^\circ)| \leq t_n$ while t_n is arbitrarily small when we choose c to be sufficiently small.

Note that $\mathbb{E}[|\boldsymbol{\Pi}_h(x_{it})(1\{e_{it} \leq a_n + \delta_n\} - 1\{e_{it} \leq a_n\})|^q] \leq (C\sqrt{H})^{q-2}\delta_n$, for $q = 3, 4, \dots$. By Lemma 1, for any non-negative sequences $a_n \rightarrow 0$, $\delta_n \rightarrow 0$, we have that for any $u > 0$,

$$\begin{aligned} & \mathbb{P} \left[\left| \frac{1}{T} \sum_t \boldsymbol{\Pi}_h(x_{it}) [1\{e_{it} \leq a_n + \delta_n\} - 1\{e_{it} \leq a_n\} - F(a_n + \delta_n|x_{it}) + F(a_n|x_{it})] \right| > u \right] \\ & \leq C \log(T) \exp \left[-C \frac{Tu^2}{\log(T)(u\sqrt{H} + \delta_n)} \right]. \end{aligned} \tag{11}$$

Let $A_i = \{\boldsymbol{\theta}_i : \|\boldsymbol{\theta}_i - \boldsymbol{\theta}_{0i}\| \leq C\xi(n, T)\}$. Similar to Lemma 2, we construct an $(nT)^{-\delta}$ covering of A_i with size $R = O((nT)^{CH})$, with elements denoted by $\{\boldsymbol{\theta}_i^{(1)}, \dots, \boldsymbol{\theta}_i^{(R)}\}$. Then,

we have

$$\begin{aligned}
& \sup_{\substack{1 \leq i \leq n, 1 \leq h \leq H \\ \boldsymbol{\theta}_i \in A_i}} \frac{1}{T} \sum_t \Pi_h(x_{it}) [1\{e_{it} \leq m_{it}(\boldsymbol{\theta}_i) - m_{it} + t_n\} - 1\{e_{it} \leq 0\}] \\
& \quad - F(m_{it}(\boldsymbol{\theta}_i) - m_{it} + t_n | x_{it}) + F(0 | x_{it})] \\
& \leq \max_{\substack{1 \leq i \leq n, 1 \leq h \leq H \\ 1 \leq r \leq R}} \frac{1}{T} \sum_t \Pi_h(x_{it}) [1\{e_{it} \leq m_{it}(\boldsymbol{\theta}_i^{(r)}) - m_{it} + t_n\} - 1\{e_{it} \leq 0\}] \\
& \quad - F(m_{it}(\boldsymbol{\theta}_i^{(r)}) - m_{it} + t_n | x_{it}) + F(0 | x_{it})] \\
& + \sup_{\substack{1 \leq i \leq n, 1 \leq h \leq H \\ 1 \leq r \leq R, \|\boldsymbol{\theta}_i - \boldsymbol{\theta}_i^{(r)}\| \leq C(nT)^{-\delta}}} \frac{1}{T} \sum_t \Pi_h(x_{it}) [1\{e_{it} \leq m_{it}(\boldsymbol{\theta}_i) - m_{it} + t_n\} \\
& \quad - 1\{e_{it} \leq m_{it}(\boldsymbol{\theta}_i^{(r)}) - m_{it} + t_n\} \\
& \quad - F(m_{it}(\boldsymbol{\theta}_i) - m_{it} + t_n | x_{it}) + F(m_{it}(\boldsymbol{\theta}_i^{(r)}) - m_{it} + t_n | x_{it})] \\
& := I_1 + I_2.
\end{aligned}$$

By (11), using the union bound and that $|m_{it}(\boldsymbol{\theta}_i^{(r)}) - m_{it} + t_n| \leq C\sqrt{H}\xi(n, T)$, we have

$$I_1 = O_p((\sqrt{H}/T) \log(T)(H \log(nT))).$$

For I_2 , using the monotonicity of the indicator function and define t'_n such that $|m_{it}(\boldsymbol{\theta}_i) - m_{it}(\boldsymbol{\theta}_i^{(r)})| \leq t'_n$ for all $\|\boldsymbol{\theta}_i - \boldsymbol{\theta}_i^{(r)}\| \leq C(nT)^{-\delta}$, we have

$$\begin{aligned}
I_2 & \leq \sup_{\substack{1 \leq r \leq R, 1 \leq i \leq n, 1 \leq h \leq H \\ \boldsymbol{\theta}_i \in A_i, \|\boldsymbol{\theta}_i - \boldsymbol{\theta}_i^{(r)}\| \leq C(nT)^{-\delta}}} \frac{1}{T} \sum_t \Pi_h(x_{it}) \left[1\{e_{it} \leq m_{it}(\boldsymbol{\theta}_i^{(r)}) - m_{it} + t'_n + t_n\} \right. \\
& \quad - 1\{e_{it} \leq m_{it}(\boldsymbol{\theta}_i^{(r)}) - m_{it} + t_n\} - F(m_{it}(\boldsymbol{\theta}_i) - m_{it} + t_n | x_{it}) \\
& \quad \left. + F(m_{it}(\boldsymbol{\theta}_i^{(r)}) - m_{it} + t_n | x_{it}) \right] \\
& \leq \sup_{1 \leq r \leq R, 1 \leq i \leq n, 1 \leq h \leq H} \frac{1}{T} \sum_t \Pi_h(x_{it}) \left[1\{e_{it} \leq m_{it}(\boldsymbol{\theta}_i^{(r)}) - m_{it} + t'_n + t_n\} \right. \\
& \quad - 1\{e_{it} \leq m_{it}(\boldsymbol{\theta}_i^{(r)}) - m_{it} + t_n\} - F(m_{it}(\boldsymbol{\theta}_i) - m_{it} + t'_n + t_n | x_{it}) \\
& \quad \left. + F(m_{it}(\boldsymbol{\theta}_i^{(r)}) - m_{it} + t_n | x_{it}) \right] \\
& + \sup_{\substack{1 \leq r \leq R, 1 \leq i \leq n, 1 \leq h \leq H \\ \boldsymbol{\theta}_i \in A_i, \|\boldsymbol{\theta}_i - \boldsymbol{\theta}_i^{(r)}\| \leq C(nT)^{-\delta}}} \frac{1}{T} \sum_t \Pi_h(x_{it}) \left[F(m_{it}(\boldsymbol{\theta}_i) - m_{it} + t'_n + t_n | x_{it}) \right. \\
& \quad \left. - F(m_{it}(\boldsymbol{\theta}_i) - m_{it} + t_n | x_{it}) \right] \\
& =: I_{21} + I_{22}.
\end{aligned}$$

Again by (11) for I_{21} with union bound, and that I_{22} is arbitrarily small by the smoothness of $F(\cdot)$, we obtain

$$I_2 = O_p((\sqrt{H}/T) \log(T)(H \log(nT))).$$

□

References

- Ando, T. and Bai, J. (2016). Panel data models with grouped factor structure under unknown group membership. *Journal of Applied Econometrics*, 31:163–191.
- Bai, J. and Perron, P. (1998). Estimating and testing linear models with multiple structural changes. *Econometrica*, 66:47–78.
- Baltagi, B. (2008). *Econometric analysis of panel data*. John Wiley & Sons, Chichester.
- Bester, C. A. and Hansen, C. B. (2016). Grouped effects estimators in fixed effects models. *Journal of Econometrics*, 190:197–208.
- Bonhomme, S. and Manresa, E. (2015). Grouped patterns of heterogeneity in panel data. *Econometrica*, 83:1147–1184.
- Boyd, S., Parikh, N., Chu, E., Peleato, B., and Eckstein, J. (2010). Distributed optimization and statistical learning via the alternating direction method of multipliers. *Foundations and Trends in Machine Learning*, 3:1–122.
- Bradley, R. C. (2005). Basic properties of strong mixing conditions: A survey and some open questions. *Probability Surveys*, 2:107–144.
- Browning, M. and Carro, J. (2007). Heterogeneity and microeconometrics modelling. *Econometric Society Monographs*, 43:47–74.
- de Boor, C. (1978). *A practical guide to splines*, volume 27. Springer, New York.
- Fan, J. and Li, R. (2001). Variable selection via nonconcave penalized likelihood and its oracle properties. *Journal of the American Statistical Association*, 96:1348–1360.

- Fan, J., Lv, J., and Qi, L. (2011). Sparse high dimensional models in economics. *Annual Review of Economics*, 3:291–317.
- Fan, J. and Yao, Q. (2008). *Nonlinear time series: nonparametric and parametric methods*. Springer Science & Business Media.
- Friedman, J., Hastie, T., and Tibshirani, R. (2001). *The elements of statistical learning*, volume 1. Springer Series in Statistics, New York.
- He, X. (1997). Quantile curves without crossing. *The American Statistician*, 51:186–192.
- He, X. and Shi, P. (1994). Convergence rate of b-spline estimators of nonparametric conditional quantile functions. *Journal of Nonparametric Statistics*, 3:299–308.
- Hendricks, W. and Koenker, R. (1992). Hierarchical spline models for conditional quantiles and the demand for electricity. *Journal of the American statistical Association*, 87:58–68.
- Hsiao, C. (2005). Why panel data? *The Singapore Economic Review*, 50:143–154.
- Hsiao, C. and Tahmiscioglu, A. K. (1997). A panel analysis of liquidity constraints and firm investment. *Journal of the American Statistical Association*, 92:455–465.
- Ke, Y., Li, J., and Zhang, W. (2016). Structure identification in panel data analysis. *Annals of Statistics*, 44:1193–1233.
- Ke, Z. T., Fan, J., and Wu, Y. (2015). Homogeneity pursuit. *Journal of the American Statistical Association*, 110:175–194.
- Kim, M.-O. (2007). Quantile regression with varying coefficients. *Annals of Statistics*, 35:92–108.
- Koenker, R. (2005). *Quantile Regression*. Cambridge University Press, Cambridge.
- Koenker, R. and Bassett, G. (1978). Regression quantiles. *Econometrica*, 46:33–50.
- Koenker, R. and Hallock, K. F. (2001). Quantile regression. *Journal of Economic Perspectives*, 15:143–156.

- Lian, H., Qiao, X., and Zhang, W. (2021). Homogeneity pursuit in single index models based panel data analysis. *Journal of Business & Economic Statistics*, 39:386–401.
- Lin, C.-C. and Ng, S. (2012). Estimation of panel data models with parameter heterogeneity when group membership is unknown. *Journal of Econometric Methods*, 1:42–55.
- Ma, S. and Huang, J. (2017). A concave pairwise fusion approach to subgroup analysis. *Journal of the American Statistical Association*, 112:410–423.
- Peng, B. and Wang, L. (2015). An iterative coordinate descent algorithm for high-dimensional nonconvex penalized quantile regression. *Journal of Computational and Graphical Statistics*, 24:676–694.
- Shen, J. and He, X. (2015). Inference for subgroup analysis with a structured logistic-normal mixture model. *Journal of the American Statistical Association*, 110:303–312.
- Su, L. and Chen, Q. (2013). Testing homogeneity in panel data models with interactive fixed effects. *Econometric Theory*, 29:1079–1135.
- Su, L. and Ju, G. (2018). Identifying latent grouped patterns in panel data models with interactive fixed effects. *Journal of Econometrics*, 206:554–573.
- Su, L., Shi, Z., and Phillips, P. C. (2016). Identifying latent structures in panel data. *Econometrica*, 84:2215–2264.
- Su, L., Wang, X., and Jin, S. (2019). Sieve estimation of time-varying panel data models with latent structures. *Journal of Business & Economic Statistics*, 37:334–349.
- Tibshirani, R. (1996). Regression shrinkage and selection via the lasso. *Journal of the Royal Statistical Society: Series B (Methodological)*, 58:267–288.
- Viele, K. and Tong, B. (2002). Modeling with mixtures of linear regressions. *Statistics and Computing*, 12:315–330.
- Wang, H. J., Zhu, Z., and Zhou, J. (2009). Quantile regression in partially linear varying coefficient models. *The Annals of Statistics*, 37:3841–3866.

- Wang, W., Phillips, P. C., and Su, L. (2018). Homogeneity pursuit in panel data models: Theory and application. *Journal of Applied Econometrics*, 33:797–815.
- Wang, W. and Su, L. (2021). Identifying latent group structures in nonlinear panels. *Journal of Econometrics*, 220:272–295.
- Wu, H. and Zhang, J.-T. (2006). *Nonparametric regression methods for longitudinal data analysis: mixed-effects modeling approaches*, volume 515. John Wiley & Sons, Hoboken.
- Xu, L., Jordan, M. I., and Hinton, G. E. (1995). An alternative model for mixtures of experts. In *Advances in neural information processing systems*, pages 633–640.
- Yu, K. and Jones, M. (1998). Local linear quantile regression. *Journal of the American Statistical Association*, 93:228–237.
- Zhang, C.-H. (2010). Nearly unbiased variable selection under minimax concave penalty. *The Annals of Statistics*, 38:894–942.
- Zhang, Y., Wang, H. J., and Zhu, Z. (2019a). Quantile-regression-based clustering for panel data. *Journal of Econometrics*, 213:54–67.
- Zhang, Y., Wang, H. J., and Zhu, Z. (2019b). Robust subgroup identification. *Statistica Sinica*, 29:1873–1889.
- Zhou, S., Shen, X., and Wolfe, D. (1998). Local asymptotics for regression splines and confidence regions. *Annals of Statistics*, 26:1760–1782.
- Zhu, X. and Qu, A. (2018). Cluster analysis of longitudinal profiles with subgroups. *Electronic Journal of Statistics*, 12:171–193.
- Zou, H. (2006). The adaptive lasso and its oracle properties. *Journal of the American Statistical Association*, 101:1418–1429.

Table 1: Mean squared errors (MSE) for both oracle estimator and SCAD-penalized estimator, and the average numbers of estimated subgroups \hat{K} by SCAD-penalized estimator in the first experiment. The estimators are evaluated at two quantile levels of $\tau = 0.5$ and 0.7 .

n	T	$\tau = 0.5$			$\tau = 0.7$		
		\hat{K}	MSE ($\times 10^{-4}$)		\hat{K}	MSE ($\times 10^{-4}$)	
			Oracle	SCAD		Oracle	SCAD
60	20	3.18	5.119	5.403	3.08	5.609	5.991
	100	3.00	0.981	0.964	3.00	1.165	1.156
	1000	3.00	0.100	0.101	3.00	0.115	0.128
120	20	3.01	1.706	1.710	3.00	1.945	1.778
	100	3.00	0.512	0.505	3.00	0.602	0.572
	1000	3.00	0.051	0.051	3.00	0.057	0.061

Table 2: Mean squared errors (MSE) for both oracle estimator and SCAD-penalized estimator, and the average numbers of estimated subgroups \hat{K} by SCAD-penalized estimator in the last three experiments (Experiments II, III, IV).

n	T	Experiment II			Experiment III			Experiment IV		
		\hat{K}	MSE ($\times 10^{-4}$)		\hat{K}	MSE ($\times 10^{-4}$)		\hat{K}	MSE ($\times 10^{-4}$)	
			Oracle	SCAD		Oracle	SCAD		Oracle	SCAD
60	20	3.28	5.067	10.888	3.98	5.830	8.758	3.51	7.393	8.027
	100	3.00	1.036	1.021	3.00	1.171	1.159	3.00	1.541	1.494
	1000	3.00	0.100	0.101	3.00	0.115	0.116	3.00	0.156	0.156
120	20	3.02	1.695	1.999	3.11	1.926	2.026	3.11	2.288	2.241
	100	3.00	0.502	0.490	3.00	0.555	0.541	3.00	6.938	6.815
	1000	3.00	0.053	0.053	3.00	0.056	0.054	3.00	0.707	0.725

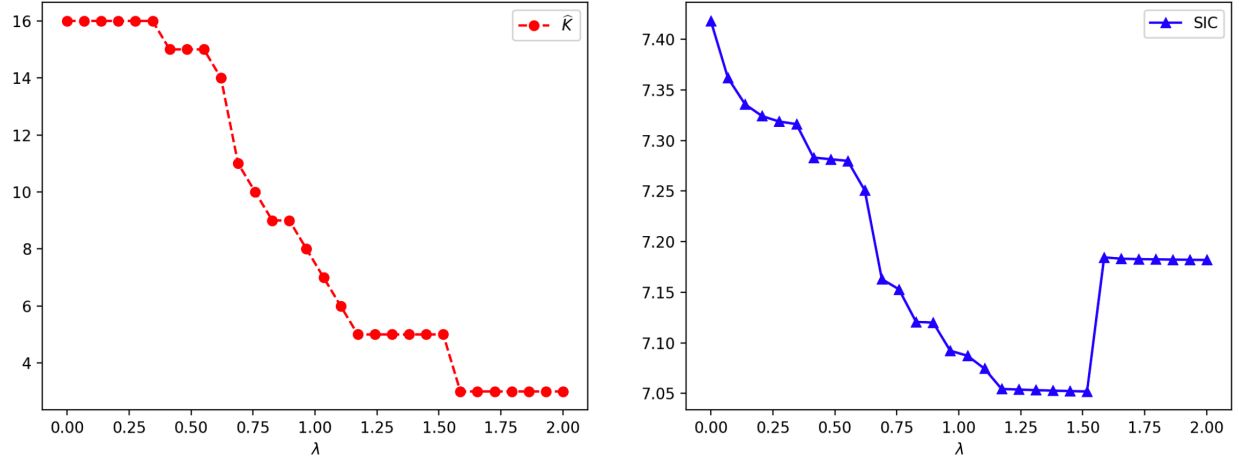


Figure 1: Numbers of selected groups \hat{K} under different tuning parameters λ (left panel) and their corresponding values of SIC (right panel).

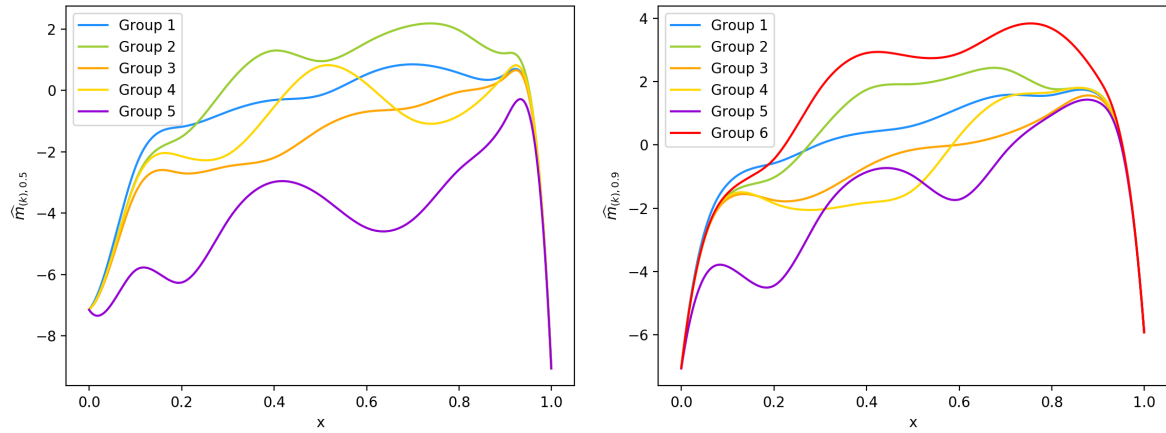


Figure 2: Fitted nonparametric functions, $\hat{m}_{(k),\tau}$'s, at quantile levels $\tau = 0.5$ (left panel) and $\tau = 0.9$ (right panel).

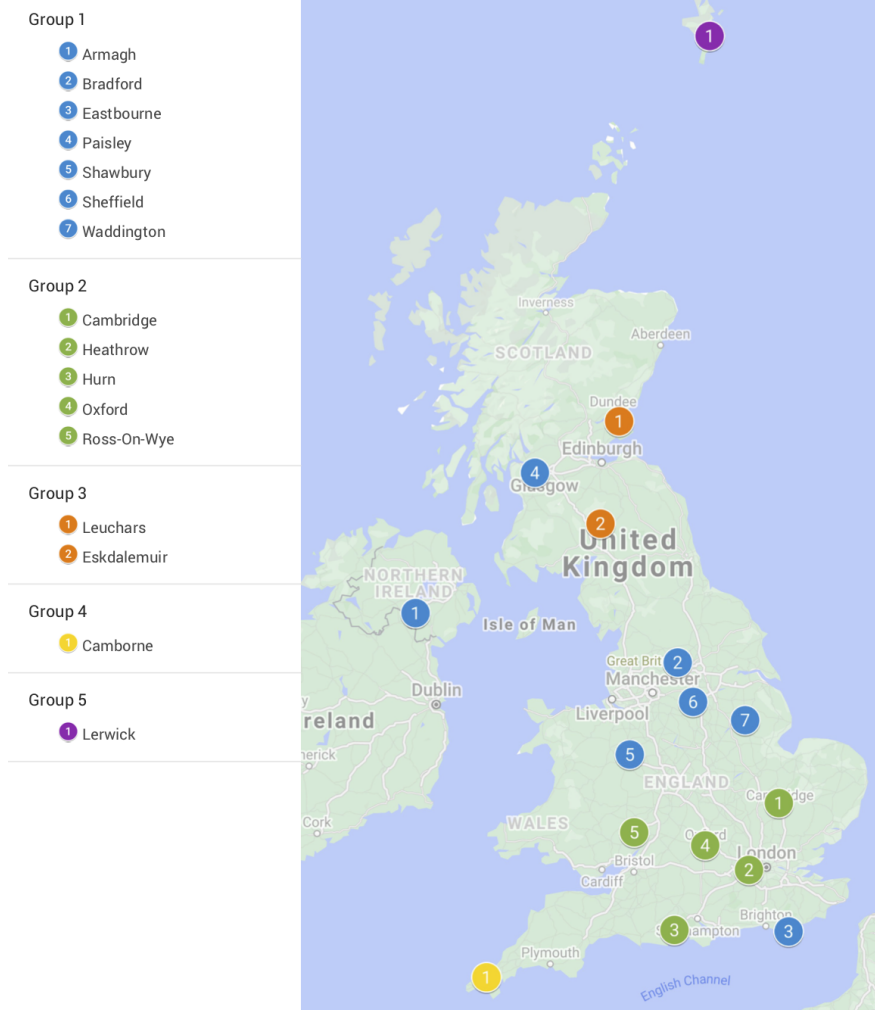


Figure 3: Subgroups of weather stations at the quantile level of $\tau = 0.5$.